



ACN 156 269 993

# ***Annual Report***

---

*For the Year Ended 30 June 2024*

## CORPORATE DIRECTORY

<b>Directors</b>	Simon Bird Richard Carlton Robert Rutherford
<b>Company Secretary</b>	Ian Gebbie
<b>Registered office</b>	Level 15 323 Castlereagh Street Sydney NSW 2000 Ph: +61 2 9281 1805
<b>Principal Place of Business</b>	15 Griffith Street Cloncurry QLD 4824 Ph: +61 2 9281 1805
<b>Share Register</b>	Automatic Pty Ltd Level 5 191 St Georges Terrace Perth WA 6000 Ph: +61 2 9698 5414 Fax: +61 2 8583 3040
<b>Auditor</b>	BDO Audit Pty Ltd Level 9 Mia Yellagonga Tower 2 5 Spring Street Perth WA 6000
<b>Solicitors</b>	Steinepreis Paganin Level 4 The Reid Buildings 16 Milligan Street Perth WA 6000
<b>Bankers</b>	Westpac Banking Corporation 671 George Street Sydney NSW 2000
<b>Securities Exchange Listing</b>	Maronan Metals Limited shares are listed on the Australian Securities Exchange (ASX code: MMA)
<b>Website address</b>	<a href="http://www.maronanmetals.com.au">www.maronanmetals.com.au</a>



ACN 156 269 993

# *Annual Report*

*For the Year Ended 30 June 2024*

Contents	Page
Chairman's Letter to Shareholders	2
Managing Director's Review of Operations	3
Directors' Report	16
Auditor's Independence Declaration	24
Statement of Profit or Loss and other Comprehensive Income	27
Statement of Financial Position	28
Statement of Changes in Equity	29
Statement of Cash Flows	30
Notes to the Financial Statements	31
Directors' Declaration	44
Consolidated Entity Disclosure Statement	45
Independent Auditor's Report	46
Schedule of Tenements	50
Additional ASX Information	51

# CHAIRMAN'S LETTER TO SHAREHOLDERS

For the year ended 30 June 2024

## Dear Fellow Shareholders,

I am pleased to report to our shareholders on a standout year at Maronan Metals Limited.

As the macro economics continue to improve for our silver-lead and copper-gold project near Cloncurry in North-West Queensland, the team have progressed our goal of turning this world class deposit into a mine.

Maronan is one of the largest undeveloped base and precious metal deposits in Australia starting just 100 metres below surface and I remain confident that our continued strong results will soon be realised by the market.

With completion of over of 17,000 metres diamond drilling, your company reported multiple thick intercepts of high-grade silver with lead mineralisation and declared a maiden Indicated Resource further demonstrating the quality of this large deposit.

This program also helped define early mining potential at the Shallow Starter Zone which when combined with encouraging metallurgical test work on the silver-lead and copper-gold provides further confidence on the economic potential of this project.

In June 2024 we raised \$9M in equity, our first capital raise since listing in 2022, which received strong support by existing shareholders through a Share Purchase Plan and saw new shareholders join the register.

Following this successful capital raise a 7000 to 10000 metre drilling campaign is now well underway to better define the Starter Zone. The team is pulling together a mine development plan and has initiated baseline environmental monitoring and related predevelopment studies to fast track towards the grant of a mining lease. We have a busy year ahead and look forward to providing regular updates as we progress this exciting project towards development.

Furthermore, your company maintains good working relations with the pastoral station landowner, local Mitakooda people and the wider Cloncurry community.

I would like to thank Richard Carlton for his leadership and commitment together with Andrew Barker and Dean Fredericksen for their efforts in progressing this exciting project. Also to thank fellow Board member Rob Rutherford for his invaluable input and knowledge of the deposit



Simon Bird

**Chairman**

11th day of September 2024

## Review of Operations

Maronan Metals Limited (MMA) has had a very successful year with many highlights and several significant steps forward towards turning the Maronan discovery into a Mine.

Key amongst them was our drill success on the Shallow Starter Zone where infill drilling has shown strong continuity of geology, grade and ore thickness between drill holes allowing our experienced technical team to define a maiden Indicated Resource on the silver-lead mineralisation. The closer spaced drilling is beginning to highlight the dimension and steep plunge control on the thickened high-grade silver-lead shoots which should greatly assist future drill positioning.

Importantly, the silver-rich maiden Indicated Resource includes a thickened sulphide zone 20-30 wide within only 100 metres of surface which we expect will significantly enhance the project's economic potential.

More recently drilling has also outlined the strong continuity of high-grade silver at the footwall of the Eastern Horizons including a "Bonanza" 1520g/t silver intercept- the highest-grade silver assay recorded on the Maronan project to date.

Since listing our team has completed over 20,000 metres of diamond drilling within budget and without significant safety or environmental incidents. Early drill holes tested some deep targets which confirmed that both the silver-lead and the copper-gold mineralisation remain open at depth beyond 1,000 metres. With the depth potential validated attention turned to the nearer surface targets which could form the basis for any initial mining operation. A 500 metre long and 600 metre deep 'Shallow Starter Zone' was delineated for step-out exploration and infill resource definition drilling which has been the focus of activities this year.

It is worth noting that drilling surpassed all three of Red Metal Limited's (RDM) performance targets established at the time of the IPO.

From the new drilling our team updated its geological model and undertook a resource review successfully defining a maiden Indicated Resource on the silver-lead mineralisation. This important milestone shows the large Maronan silver-lead resource has the geological continuity needed to successfully transition from an Inferred Resource to a lower-risk Indicated Resource category with further infill drilling – a key first step towards developing this large deposit. Resource modelling also outlined an enlarged Inferred Resource of copper-gold mineralisation and a new gold-only opportunity

The Maronan deposits total resource base is estimated to contain about 118 million ounces of silver, 2 million tonnes of lead, 272,000 tonnes of copper and 0.76 million ounces of gold and is one of the largest undeveloped base and precious metal deposits in Australia.

Additional metallurgical test work has reinforced the high-value proposition of the Maronan ores and provides key data for future optimisation test work. Test work on both the lead-silver ore-types have produced lead concentrates with exceptionally high silver grades ranging from 932 to 1485 g/t underlining their strong revenue potential. Comminution work has shown the silver-lead ore types are easy to grind and can be classified as "Soft to Medium" providing significant processing cost advantages.

Copper metallurgical test work also returned strong recoveries (85-90%) and demonstrated that a saleable product (grading 25-27% copper) can be concentrated from the shallower, mixed mineral ore types potentially making these nearer to surface copper resources available for early development.

Key critical path items required for the grant of a mining lease over Maronan have been initiated this year including baseline environmental monitoring, groundwater monitoring, infrastructure studies and stakeholder engagement. Work continues on a revised mining study using the updated Starter Zone resource and a modified mining schedule.

Across the year several initiatives were undertaken to promote awareness of Maronan and its potential as an investment opportunity. From this our shareholder base was extended from 370 at IPO to 1170 and the market capitalisation rose from \$30M to \$50M. In June this year we completed a successful \$9M fundraising which included an overwhelming \$3.5M from existing shareholders which has enabled a restart of drilling on the Shallow Starter Zone.

The Company is fully funded for the current phase of drilling and project related studies. A summary of key results and activities are outlined below.

### Maronan Deposit

Maronan, located just 65 kilometres south of Cloncurry and 90 kilometres north of the giant Cannington silver-lead mine, is one of the larger undeveloped base and precious metal deposits in Australia. This emerging lead-silver and copper-gold deposit is set in the world class Northwest Minerals Province in Queensland which hosts multiple Tier 1 lead-zinc-silver mines including Mount Isa, George Fisher, Century, Cannington, Dugald River, McArthur River and significant copper deposits including Mount Isa, Ernest Henry, Osborne and Eloise (Figure 1).

This year's drill programs successfully intersected many potentially mineable widths of higher-grade silver with lead and copper with gold intercepts that have helped to confirm the resource potential at Maronan and highlight the strong continuity and plunge control of both mineralisation styles. Shallow drill success during this period led to the definition and focused activity on the Shallow Starter Zone which continues to offer the best opportunity for any early potential development.

# MANAGING DIRECTOR'S REVIEW OF OPERATIONS

For the year ended 30 June 2024

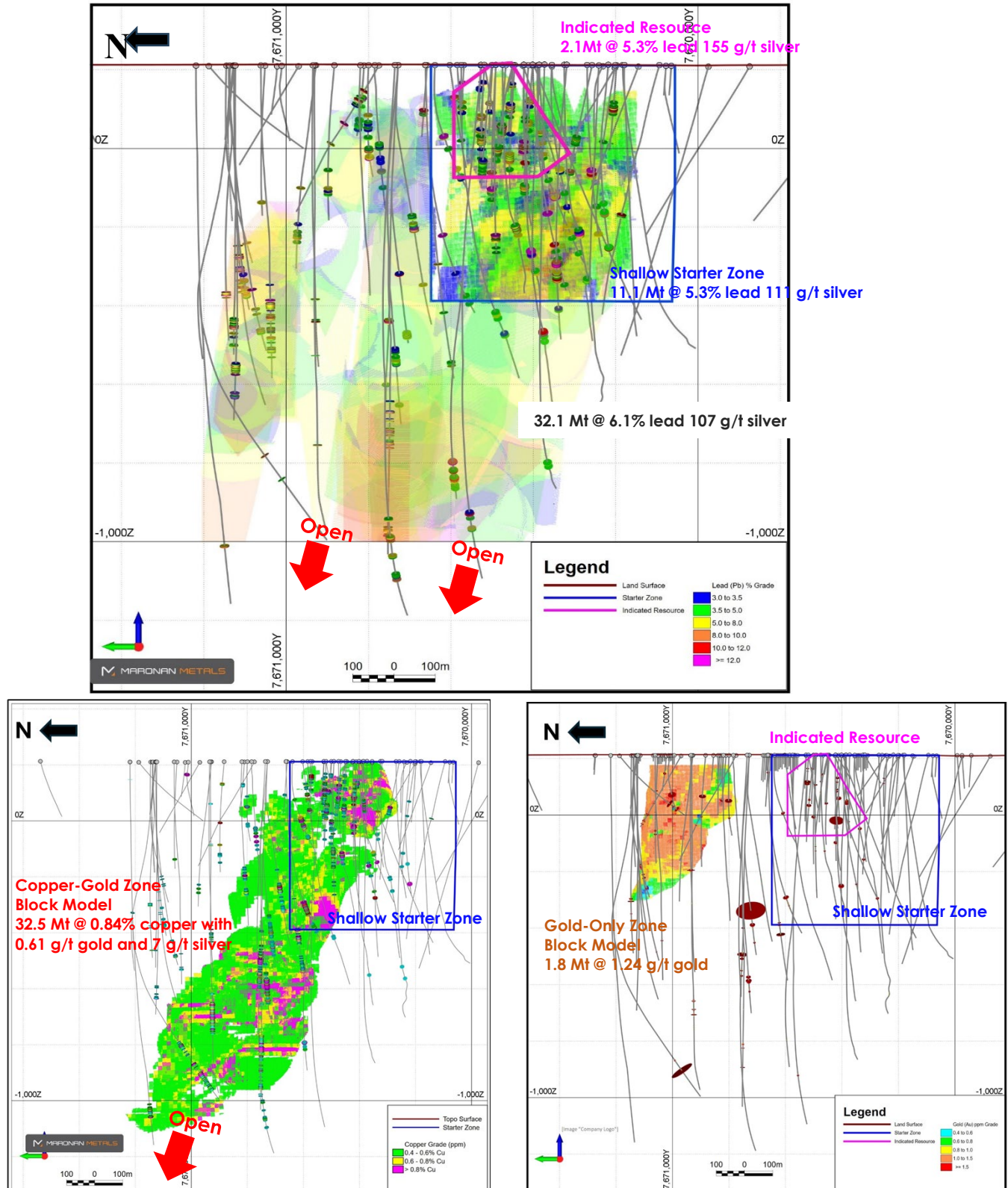
With the continued successful drilling, a resource review and upgrade was undertaken that enabled our first Indicated Resource to be classified within the Shallow Starter Zone. This important milestone shows the large Maronan silver-lead resource has the geological continuity needed to successfully transition from an Inferred Resource to a lower-risk Indicated Resource category with further infill drilling – a key first step towards development of this large deposit. Resource modelling also outlined an enlarged Inferred Resource of copper-gold mineralisation and a new gold-only opportunity (Figure 2).

The Maronan deposits total resource base is estimated to contain about 118 million ounces of silver, 2 million tonnes of lead, 272,000 tonnes of copper and 0.76 million ounces of gold with the large silver-lead and copper-gold resources remaining open at depth. This significant metal endowment is contained within two separate, greater than 30 million tonne, ore bodies defined by JORC 2012 compliant resources of:

- 32.1 Mt @ 6.1% lead with 107 g/t silver (as an Inferred Resource using >3% lead cut-off grade) including
  - 2.1 Mt @ 5.3% lead with 155 g/t silver (as an Indicated Resource using >3% lead cut-off grade),
- 32.5 Mt @ 0.84% copper with 0.61 g/t gold and 7 g/t silver (as an Inferred Resource using >0.4% copper cut-off grade), and
- 1.8 Mt @ 1.24 g/t gold (as an Inferred Resource using >1.0 g/t gold cut-off grade).



[Figure 1] Northwest Minerals Province – Maronan Location



[Figure 2] Long section view (looking east) showing Lead-Silver Zones (top) coloured by lead grade (%), Copper-Gold Zone (lower left), coloured by the estimated copper grade (%), Gold-Only Zone (lower left), coloured by the estimated gold grade (in ppm). Shallow Starter Zone area (blue rectangle) and Indicated Resource area (magenta polygon). Note the potential for shallow copper-gold resources in the Starter Zone and the steep plunge to copper-gold and folded lead-silver mineralisation that remains open at depth.

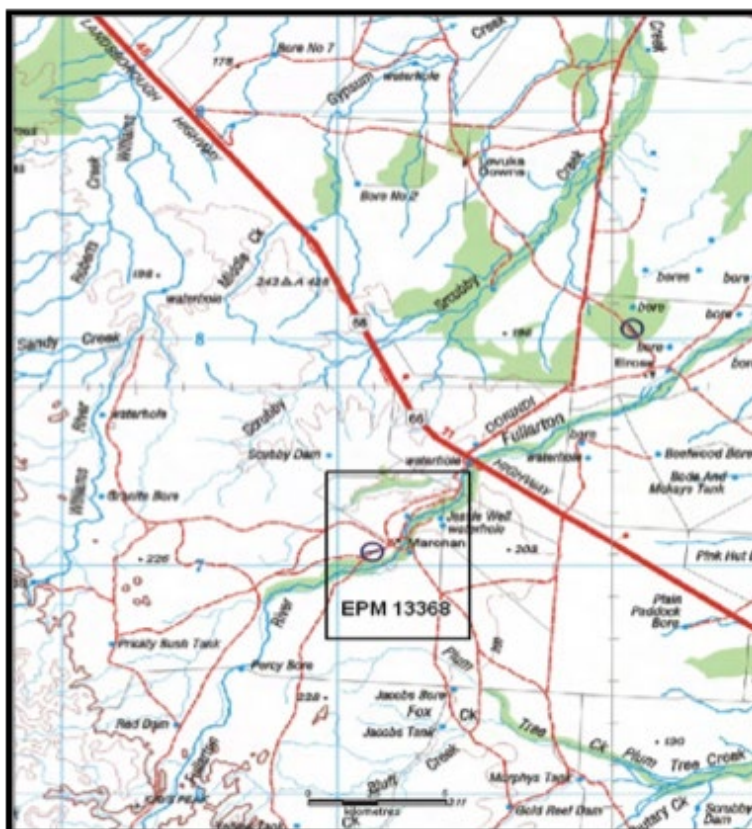


# MANAGING DIRECTOR'S REVIEW OF OPERATIONS

For the year ended 30 June 2024

## List of Tenements

The Company is the 100% owner of Exploration Licence EPM 13368 located in northwest Queensland, approximately 60 kilometres southeast of Cloncurry at Latitude -21°02'S to -21°06'S and Longitude 140°54'N to 140°57'N and is shown in Figure 3.



[Figure 3] Maronan tenement location

## Shallow Starter Zone

Assays from several successful step-out and infill holes within the Shallow Starter Zone have firmed up the continuity, grade and thickness of the promising Eastern and Western silver with lead horizons and intervening shallow copper-gold lenses (Figures 5 to 7). The closer spaced drilling is beginning to highlight the dimension and steep plunge control on the thickened high-grade shoots which should greatly assist future drill positioning (Figure 5 and Figure 6).

Importantly, the silver-rich maiden Indicated Resource defined within the Eastern Horizons comes to within only 100 metres of surface which should enhance the project's economic potential. Recent drilling has also outlined the strong continuity of high-grade silver at the footwall to the Eastern Horizons including a "Bonanza" 1520g/t silver intercept - the highest-grade silver assay recorded on the Maronan project to date (Figure 7).

A 7,000 to 10,000 metre diamond drilling program (Figure 4) was initiated in June 2024 following a successful capital raising. This drill program is focused on the near surface Starter Zone with the aim of growing the Indicated silver-lead resource base.

Standout silver with lead assays from the past year's drilling on the Shallow Starter Zone include:

### MRN23010

4.20 metres @ 6.6% lead, 327g/t silver, 0.15g/t Au (499g/t Silver Equivalent).

### MRN23011

5.10 metres @ 6.9% lead, 121g/t silver (316g/t Silver Equivalent), including  
3.0 metres @ 5.6% lead, 147g/t silver (302g/t Silver Equivalent).

### MRN23012

4.07 metres @ 7.7% lead, 170g/t silver (386g/t Silver Equivalent) including  
1.74 metres @ 14.8% lead, 320g/t silver (735g/t Silver Equivalent)



10.0 metres @ 4.5% lead, 112g/t silver (237g/t Silver Equivalent) including  
4.0 metres @ 5.0% lead, 200g/t silver (334g/t Silver Equivalent).

## **MRN23013**

21.15 metres @ 5.0% lead, 195g/t silver (329g/t Silver Equivalent), including  
6.15 metres @ 6.9% lead, 517g/t silver (685g/t Silver Equivalent), and  
2.0 metres @ 10.4% lead, 851g/t silver (1,099g/t Silver Equivalent).

## **MRN23014A**

20.9 metres @ 4.4% lead, 150g/t silver (270g/t Silver Equivalent), including  
6.3 metres at 5.2% lead, 384g/t silver (511g/t Silver Equivalent).

## **MRN23015**

2.0 metres at 13.4% lead, 540g/t silver (898g/t Silver Equivalent).

## **MRN23016**

22.8 metres at 5.8% lead, 138g/t silver (300g/t Silver Equivalent) including  
2.08 metres at 11.7% lead, 563g/t silver (869g/t Silver Equivalent).

## **MRN23020**

18.5 metres at 5.0% lead, 106g/t silver (246g/t silver equivalent) including  
6.7 metres at 7.5% lead, 147g/t silver (358g/t silver equivalent), and  
8.0 metres at 5.3% lead, 122g/t silver (270g/t silver equivalent).

## **MRN23021**

4.55 metres at 6.2% lead, 200g/t silver (369g/t Silver Equivalent).

## **MRN23022 (Western Horizons)**

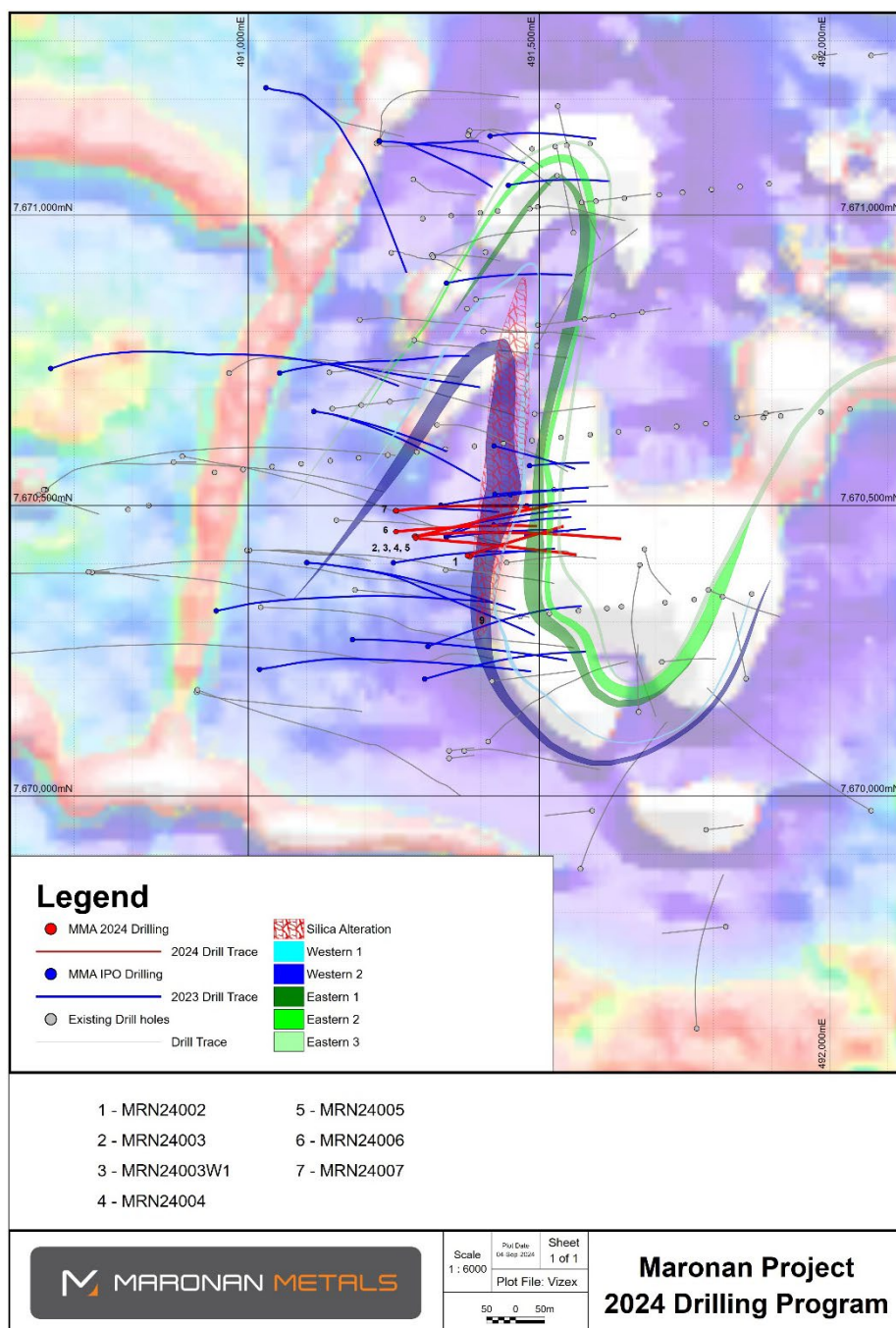
8.4 metres at 17.1% lead, 112g/t silver (605g/t Silver Equivalent) in MRN23022, including  
4.4 metres at 22.2% lead, 148g/t silver (793g/t Silver Equivalent), and  
27.6 metres at 4.3% lead, 65g/t silver (188g/t Silver Equivalent) in MRN23022, including  
5.0 metres at 7.5% lead, 173g/t silver (383g/t Silver Equivalent).

## **MRN24002**

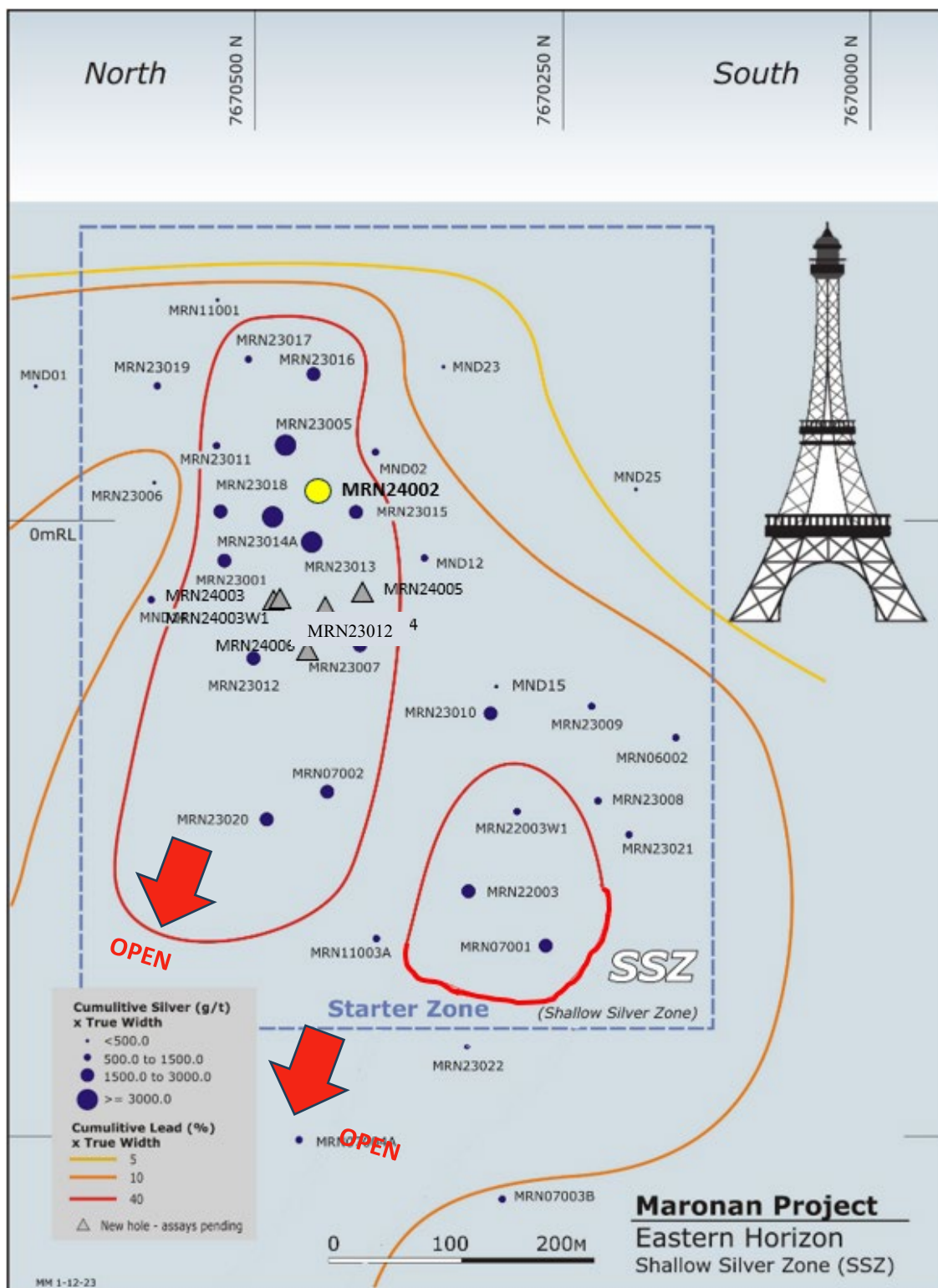
23.32 metres at 5.0% lead, 175g/t silver (310 g/t Silver Equivalent), including  
12.57 metres at 5.5% lead, 277g/t silver (412g/t Silver Equivalent) including  
2.57 metres at 11.1% lead, 702g/t silver (960g/t Silver equivalent), including  
0.71 metres at 22.1% lead, 1520g/t silver (2021g/t Silver Equivalent).

# MANAGING DIRECTOR'S REVIEW OF OPERATIONS

For the year ended 30 June 2024



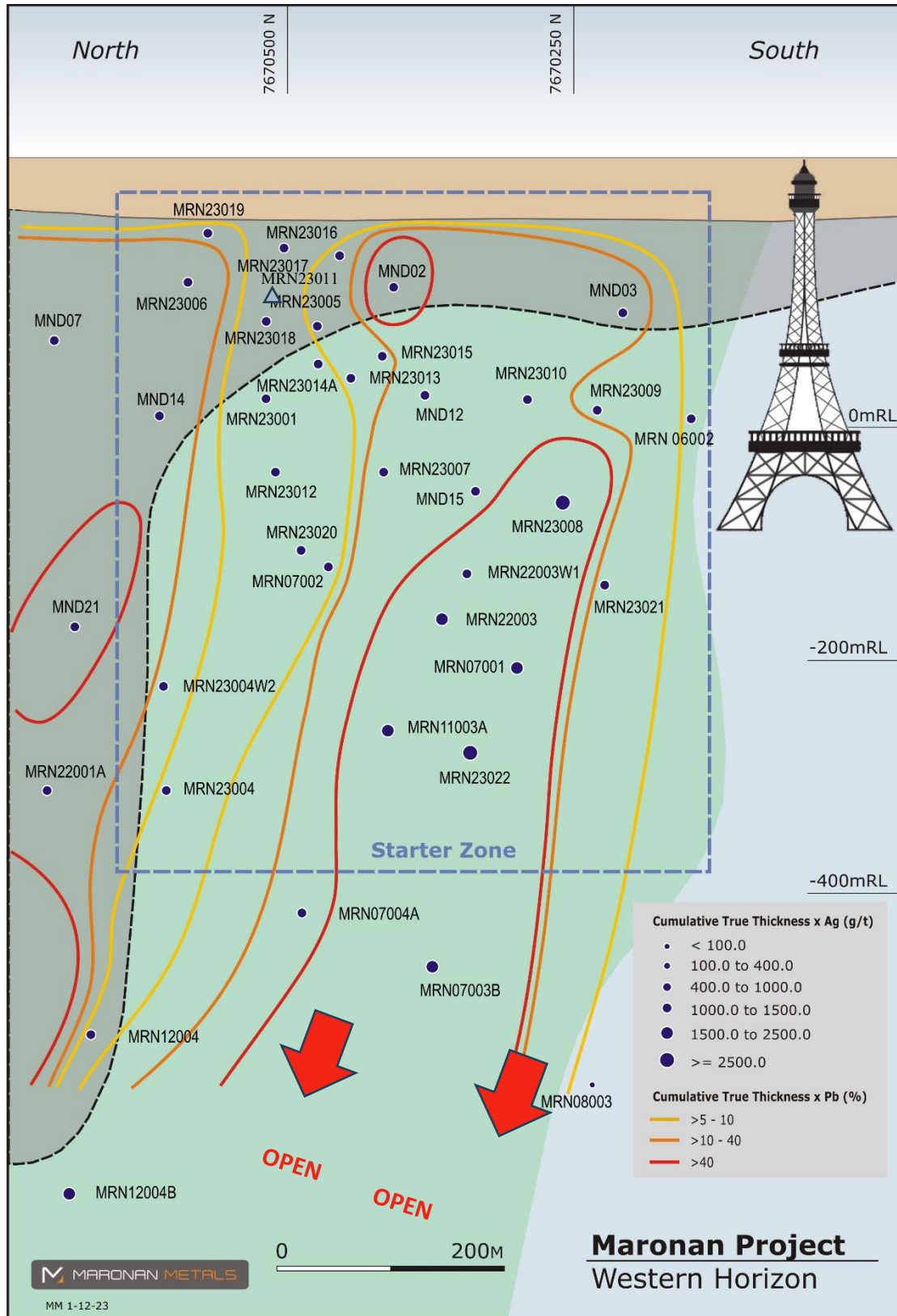
[Figure 4] Plan view of showing 2023 (blue) and 2024 (red) drilling completed and in progress at the Maronan Project with respect to key target horizons at the 0mRL (200m below surface).



[Figure 5] Starter Zone – Eastern Horizon long section with posted new and historic drill intercepts and pending drill hole locations.

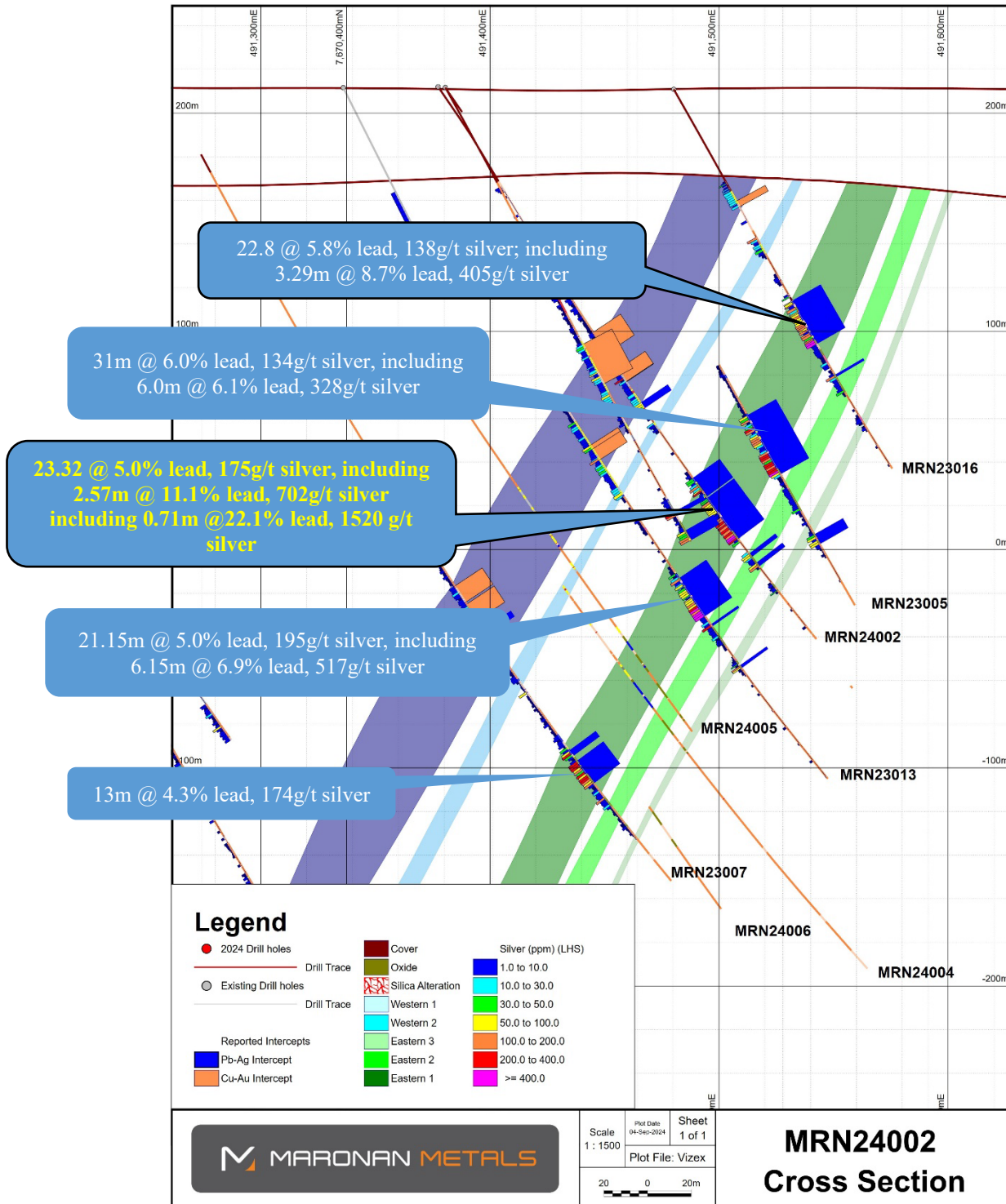
# MANAGING DIRECTOR'S REVIEW OF OPERATIONS

For the year ended 30 June 2024



[Figure 6] Western Horizon Long section.





[Figure 7] Working Cross section MRN24002 viewed facing north highlighting continuity of the Eastern Horizons (referred to as the Shallow Silver Zone).

## Copper-Gold Zone

A resource up-grade taking into account the wide intercepts of copper-gold mineralisation intersected during last year's drill campaign expanded the inferred resource highlighting its potential as a bulk mining proposition (Figure 8).

This year's drilling, centred on the Shallow Starter Zone, identified a number of intervening copper-gold lenses which have the potential to be integrated into any future mining scenario. Shallow mixed mineral copper-gold intercepts included:

## MANAGING DIRECTOR'S REVIEW OF OPERATIONS

For the year ended 30 June 2024

### MRN23020

4.1 metres at 1.02% copper, 0.91g/t gold.

### MRN23018

18.8 metres at 0.74% copper, 1.43g/t gold, including

4.0 metres at 2.76% copper, 0.33g/t gold.

### VWP-01 (water monitoring bore)

11.0 metres at 0.73% copper, 2.14g/t gold

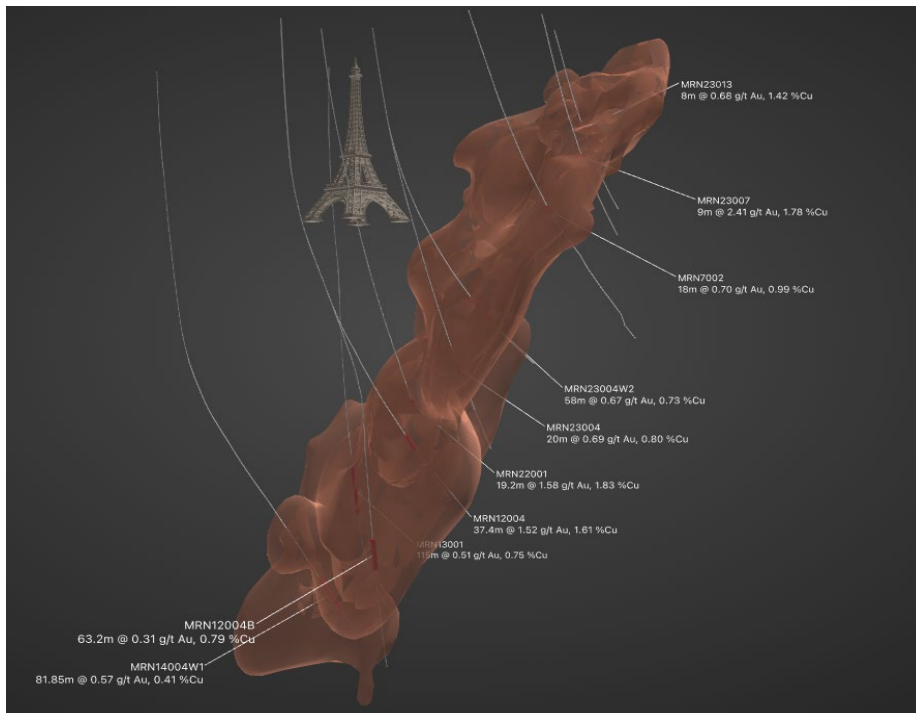
Importantly, copper metallurgical test work on the shallower, mixed mineral ore types returned strong recoveries (85-90%) and demonstrated that a saleable product (grading 25-27% copper) can be concentrated – potentially making the nearer to surface copper resources available for early development.

Geological modelling shows a large copper-gold system has been active at Maronan centred around a substantial silica alteration pipe which extends at least 1300 metres down plunge and remains open at depth (Figure 2 and Figure 8). Scope for wide intervals of the higher grade, copper sulphide dominant mineralisation is speculated at depth and intercepts such as 8 metre at 1.55% copper, 4.4g/t gold in the MRN14004W1, one of the deepest copper holes drilled to date, supports this concept.

Once the potential development status of the Starter Zone is confirmed exploration attention will shift to expansion of the copper and gold resource down-plunge of the known mineralisation.

### Gold-Only Zone

Mineralisation in the Gold-Only Zone appears stratabound and localised within magnetite-carbonate facies banded iron formation units at the Northern Fold structure (Figure 2). The mineralised domain has been constrained geologically and at grades above 0.25 g/t gold allowing the estimation of an Inferred Resource. Although not considered a standalone mining opportunity it may have potential for development in parallel with any future base metal mining.



[Figure 8] 3D view of copper mineralisation showing key drillhole intercepts.



## Summary Of Mineral Resource Estimates

Reported According to JORC Category for the Maronan Deposit

Category	Cut-off Grade	30 June 2024		Cut-off Grade	30 June 2023	
		Tonnes (Mt)	Grade		Tonnes (Mt)	Grade
<b>Indicated</b>	3% lead	2.1	5.3% Lead, 155 g/t Silver		-	-
<b>Inferred</b>	3% Lead	30.0	6.2% Lead, 104 g/t Silver	3% Lead	30.8	6.5% Lead, 106 g/t Silver
<b>Inferred</b>	0.4% Copper	32.5	0.84% Copper, 0.61 g/t Gold, 7 g/t Silver	1% Copper	11.0	1.6% Copper, 0.8 g/t Gold
<b>Inferred</b>	1 g/t Gold	1.8	1.24 g/t Gold		-	-

Resource drilling is conducted by NQ and HQ diamond drilling. Drill hole positions are surveyed to high accuracy. Drilling is logged in detail for lithology, alteration, structure and mineralisation. Sampling is typically at 1 metre intervals (down to 0.4 metre or up to 1.5m based on geological controls) and samples are analysed at external recognised laboratories. QA/QC procedures are industry standard with certified standards, blanks and duplicate samples inserted into the sample stream. Mineral Resource estimates are prepared and reported by suitably qualified personnel or external consultants (Competent Person) in accordance with the JORC code and other industry standards.

The increase in the Mineral Resources during the reporting period is a result of additional drilling conducted over the 2022-2023 drill campaign. This additional information comprises 16,784 metres of drilling since the program commenced in August 2022.

The above annual mineral resources statement is based on and fairly represents information and supporting documentation prepared by competent persons. The above annual mineral resources statement as a whole has been approved by Mr Robert Rutherford, who is a member of the Australian Institute of Geoscientists (AIG). Mr Rutherford is a Director of the Company. Mr Rutherford has consented to the form and context in which the statement is presented in this report.

## Metallurgical Test Work

Metallurgical test work to date reinforces the high-value proposition of the Maronan ores and provides key data for future optimisation test work. It is expected that the processing and mining advantages defined by these positive preliminary metallurgical tests will translate into very industry competitive capital and operating costs.

This year, preliminary test work was undertaken for the first time on a sample of pyroxene-hosted silver-lead mineralisation and three separate samples of lower-grade copper-gold mineralisation including transitional and fresh ore types with mixed sulphide species.

Flotation tests on the pyroxene-hosted silver-lead ore type returned strong lead and silver recoveries and produced lead concentrates with very high silver grades. This result is similar to that achieved for the carbonate-hosted ore type. Importantly, both silver-lead ore-types have produced lead concentrates with exceptionally high silver grades ranging from 932 to 1485 g/t underlining their strong revenue potential.

Comminution work has also shown the silver-lead ore types are easy to grind and can be classified as "Soft to Medium" providing significant processing cost advantages.

The flotation work on the lower-grade, mixed mineral, copper sulphide ore types returned strong recoveries for copper (85-90%) and produced an excellent copper concentrate grading 25-27% copper with variable gold and silver contents. These preliminary results demonstrate a saleable product can be concentrated from the shallower, mixed mineral ore types opening up near to surface copper-gold mineralisation to potential early development.

# MANAGING DIRECTOR'S REVIEW OF OPERATIONS

For the year ended 30 June 2024

## Mine Model

Work continues on a revised mining study using the updated Starter Zone resource and a modified mining schedule. Up to date capital costs for associated infrastructure and mine development are being sought from reputable underground mining contractors to assist this study.

## Advanced Mine Development Studies

Key critical path items required for the grant of a mining lease over Maronan have been initiated including baseline environmental monitoring, infrastructure studies and stakeholder engagement.

Preliminary groundwater and surface water assessments were initiated this year with monitoring commencing late in 2023. Ecological assessments involving reconnaissance and more targeted field surveys were also completed.

Other advanced mine development studies underway include:

- Geotechnical characterisation for underground mine planning and location of key infrastructure,
- Additional metallurgical tests building on the Sighter Test research and development undertaken in 2022/23,
- Preliminary site layout of an underground mine access, a processing facility and associated infrastructure,
- Options for utilities, primarily power and water,
- Product marketing options,
- Permitting related planning including stakeholder engagement.

## Drilling Results Announced

The following list of ASX announcements include the assay results referred to in this Report:

20 July 2023	Copper Zone Drilling Update
31 July 2023	Strong Silver with Lead Assays in Shallow Starter Zone
9 August 2023	More High Tenor Silver with Lead in Starter Zone
20 September 2023	Highest Ever Silver Grades at Maronan
8 November 2023	Wide Shallow High-Grade Intercepts at Maronan
8 December 2022	Drilling Intersects Significant Lead-Silver Mineralisation
12 December 2023	Strong Results From The Eastern Horizon Continue
7 August 2024	Strong Assay Results 1520g/t Silver Best at Maronan

## Governance and quality control

The Company ensures all resource calculations are undertaken and reviewed by recognised industry consultants.

All drillhole data is stored in house within a commercially available purpose designed database management system and subjected to industry standard validation procedures. Quality control on resource drill programs have been undertaken to industry standards with implementation of appropriate drilling type, survey data collection, assay standards, sample duplicates and repeat analyses.

## Competent Persons Statement

The information in this report that relates to 2024 Starter Zone - Silver-Lead Resource Estimate, the 2024 Copper-Gold Resource Estimate and the 2024 Gold-Only Resource Estimate is based on and fairly represents information and supporting documentation compiled by Mr Andrew Barker, who is a member of the Australian Institute of Geoscientists (AIG Membership ID: 6299). Mr Barker is the Exploration Manager for Maronan Metals Limited. Mr Barker has sufficient experience which is relevant to the style of mineralisation and type of deposit under consideration and to the activity which he is undertaking to qualify as a Competent Person as defined in the 2012 Edition of the "Australasian Code for Reporting of Exploration Results, Mineral Resources and Ore Reserves" (the JORC Code). Mr Barker consents to the inclusion in the report of the matters based on his information in the form and context in which it appears.

The information in this report that relates to 2015 Outside the Starter Zone – Silver-Lead is based on and fairly represents information and supporting documentation compiled by Mr Robert Rutherford, who is a member of the Australian Institute of Geoscientists (AIG). Mr Rutherford is the Non-Executive Technical Director of the Company. Mr Rutherford has sufficient experience which is relevant to

the style of mineralisation and type of deposit under consideration and to the activity which he is undertaking to qualify as a Competent Person as defined in the 2012 Edition of the "Australasian Code for Reporting of Exploration Results, Mineral Resources and Ore Reserves" (the JORC Code). Mr Rutherford consents to the inclusion in the report of the matters based on his information in the form and context in which it appears.



Richard Carlton  
**Managing Director**

11<sup>th</sup> day of September 2024

# DIRECTORS' REPORT

For the year ended 30 June 2024

Your Directors present their report together with the financial statements of Maronan Metals Limited for the financial year ended 30 June 2024.

## Review of Operations

Maronan Metals Limited ("Maronan" or the "Company") holds a 100% interest in the Maronan lead-silver copper-gold project ("Maronan Project"), an emerging large base metal deposit in the world class Carpentaria Province in Northwest Queensland.

In the year ended 30 June 2024, the Company raised additional funds through a strongly supported Share placement. In May, the company issued 23,545,168 fully paid shares at an issue price of \$0.24 per share to sophisticated, institutional and professional investors, raising \$5.65m.

Further shares were successfully issued to eligible shareholders in June. The company received applications for \$3.368 million from eligible shareholders, which was well in excess of the original \$1.5m target raising. 14,033,260 fully paid shares at a price of \$0.24 per share, were subsequently issued. The additional funds will be allocated towards Starter Zone Drilling and accelerating pre-development studies.

The Company's drill program continues to target high-grade copper-gold and silver-lead intervals. More details on the progress of the drilling programme are included in the Managing Director's Review of Operations, on page 3 of this Annual Report.

The loss after income tax for the full year ended 30 June 2024 was \$4,543,321 (2023: \$9,234,158).

The Company's activities are subject to numerous risks, mostly outside the Board's and management's control. These risks can be specific to the Company, generic to the mining industry and generic to the stock market as a whole. The key risks, expressed in summary form, affecting the Company and its future performance include but are not limited to:

- geological, technical and operating risks posed to exploration, development and commercial exploitation success;
- regulatory risks and ability to obtain and comply with all regulatory requirements on an ongoing and timely basis, including obtaining necessary future approvals for mine development;
- security of tenure including licence renewal, ability to obtain landowner consents or approvals and native title issues;
- change in commodity prices and market conditions;
- environmental and occupational health and safety risks;
- social licence to operate, including ability to secure ongoing acceptance and approval of any mining development by local community members and other stakeholders
- government policy changes;
- retention of key staff;
- governance risks including financial reporting and continuous disclosure obligations;
- capital requirement and lack of future funding;
- climate change
- COVID-19 (or similar pandemic)

This is not an exhaustive list of risks faced by the Company or an investment in it. There are other risks generic to the stock market and the world economy as whole and other risks generic to the mining industry, all of which can impact on the Company.

## Principal Activity

The principal activity of the Company during the financial year ended 30 June 2024 was the exploration, evaluation and development of silver-lead, copper-gold and other mineral deposits with a view to becoming a miner in the short to medium term. No change in the principal activity occurred during this period.

## Likely Developments

It is likely that the Company will continue its drilling program at the Maronan Project in accordance with the program included in its Prospectus lodged with ASX on 27 April 2022.

## Environmental Regulations

The Company is subject to significant environmental regulations under legislation of the Commonwealth of Australia and the State of Queensland. The Company aims to ensure that it complies with the identified regulatory requirements in each jurisdiction in which it operates. There have been no known material breaches of the environmental obligations of the Company's contracts or licences.

## Dividends

No dividends have been declared in respect of the financial year ended 30 June 2024 (2023: Nil).

## Events Subsequent to Reporting Date

On 13 August 2024 the directors resolved to issue 6,200,000 options under the Employee share incentive scheme. The options vested immediately upon issue, have an exercise price of \$0.30 and have a three-year term expiring on 12 August 2027.

The Directors are not aware of any other matter or circumstance not otherwise dealt with in this Annual Report or in the financial statements that has significantly or may significantly affect the operations of the Company, the results of those operations or the state of affairs of the Company in subsequent financial years.

**Significant Changes in State of Affairs**

Since listing on ASX the Company is undertaking a drilling programme at the Maronan Project in accordance with the programme included in its Prospectus lodged with ASX on 27 April 2022.

**Proceedings on Behalf of the Company**

No person has applied to the Court for leave to bring proceedings on behalf of the Company or intervene in any proceedings to which the Company is a party for the purpose of taking responsibility on behalf of the Company for all or any of those proceedings. The Company was not a party to any such proceedings during the year.

**Options Over Ordinary Shares**

Details of options issued over ordinary shares, and performance rights to ordinary shares granted during the year are shown at Note 17 to these financial statements.

A total of 500,000 options were issued on 21 December 2023 to the Company's Exploration Manager in accordance with the terms of the Company's Employee Securities Incentive Plan (ESIP). The 500,000 options vested immediately on issue. These options are exercisable at \$0.28 per option and have an expiry date of 21 December 2026.

On 13 August 2024, a further 6,200,000 options were issued under the Employee share incentive scheme. The options vested immediately upon issue, have an exercise price of \$0.30 and have a three year term expiring on 12 August 2027.

No option holder has any right under the terms of the options to participate in any other share issue of the Company.

# DIRECTORS' REPORT

For the year ended 30 June 2024

## Directors

The names of the Directors, who held office from 1 July 2023 to date of this report, unless otherwise stated, are:



### **Simon Bird - Non-Executive Chairman**

BAcc Science (Hons), CA, FCPA, FAICD

Simon Bird has over 30 years of international corporate experience, including holding the positions of General Manager Finance at Stockland Limited, Chief Financial Officer of GrainCorp Limited, and Chief Financial Officer of Wizard Mortgage Corporation. He was also Chief Executive Officer of ASX-listed King Island Scheelite Limited which was developing a large tungsten deposit, a former Managing Director of ASX listed gold explorer Sovereign Gold Limited, a former Chairman of ASX-listed oil and gas company Rawson Resources Limited, former Director of Advance Metals Limited and CPA Australia Limited.

- Appointed. 23 March 2021
- Other listed Board memberships. Mount Gibson Iron Limited
- Previous listed Board memberships. Advance Metals Limited




### **Richard Carlton - Managing Director**

Dip Min Eng, FAusIMM, GAICD

Richard Carlton is a senior executive with over 30 years of extensive mining operations management experience in Australia and internationally across a range of commodities. He has held the position of General Manager at Edna May in Western Australia (Evolution Mining), Stawell Gold Mines in Victoria (Mining Project Investors Pty Ltd), Waihi Gold Mine in New Zealand (Normandy Limited) and the Westononia and the Golden Crown Gold Mines in Western Australia (Australian Consolidated Minerals Ltd). Mr Carlton's extensive base metals experience includes North Limited's mines, the Rosebery underground zinc/copper/lead mine in Tasmania and Elura zinc/lead/silver mine in Cobar NSW. Mr Carlton was also a key member of a focused team securing funding and developing a new metallurgical process.

- Appointed. 23 March 2021
- Other listed Board memberships. Nil
- Previous listed Board memberships. Nil for the last three years



### **Rob Rutherford - Non-Executive Director**

BSc (Geol), Masters Econ Geol, MAIG

Rob Rutherford is a geologist with over 30 years Australian and international exploration experience and has been involved in generative, feasibility and management roles in the copper, gold and base metal exploration industry. He was formerly employed by Phelps Dodge Australasia Inc. for over 9 years where he was promoted to Australian Exploration Manager and internal expert on Iron-Oxide Copper-Gold hydrothermal systems and Sediment-Hosted copper deposits. Rob founded Red Metal Limited in 2003.

- Appointed. 14 March 2012
- Other listed Board memberships. Red Metal Limited
- Previous listed Board memberships. Nil for the last three years



### **Ian Gebbie – Company Secretary**

Ian has over 20 years of experience in corporate advisory and accounting, providing corporate finance and company secretarial advice to both listed and unlisted public companies, as well as private enterprises.

- Appointed. 16 October 2023



## Directors' Meetings

The number of Directors' meetings and meetings of committees of Directors of Maronan Metals Limited held during the year ended 30 June 2024 and the numbers of meetings attended by each Director are as follows.

Director	Board	
	Eligible to attend	Attended
Simon Bird	3	3
Richard Carlton	3	3
Robert Rutherford	3	3

As well as formal Directors' meetings, Executive and Non-Executive Directors are in frequent communication by telephone and email. In addition to the formal meetings held, there are frequent informal meetings with many matters resolved via circular resolutions. The Company does not have any Committees.

## REMUNERATION REPORT (AUDITED)

This report details the nature and amount of remuneration for each Key Management Personnel during the Financial year ended 30 June 2024. The Key Management Personnel of the Company during this period comprised the Directors only.

### Directors' Interests

The Directors' beneficial interests in shares and options as at the date of this Report are shown in the following tables.

Director	Interest	Shares			
		1 July 2023	Acquired	Disposed	30 June 2024
Simon Bird	Indirect	100,000	125,000	-	225,000
	<b>Total</b>	<b>100,000</b>	<b>125,000</b>	-	<b>225,000</b>
Richard Carlton	Indirect	100,000	125,000	-	225,000
	<b>Total</b>	<b>100,000</b>	<b>125,000</b>	-	<b>225,000</b>
Robert Rutherford	Direct	100,000	-	-	100,000
	<b>Total</b>	<b>100,000</b>	-	-	<b>100,000</b>

Director	Interest	Options			
		1 July 2023	Acquired	Disposed	Vested and exercisable 30 June 2024
Simon Bird	Direct	2,000,000	-	-	2,000,000
	Indirect	33,333	-	-	33,333
	<b>Total</b>	<b>2,033,333</b>	-	-	<b>2,033,333</b>
Richard Carlton	Indirect	4,033,333	-	-	4,033,333
	<b>Total</b>	<b>4,033,333</b>	-	-	<b>4,033,333</b>
Robert Rutherford	Direct	5,226,801	-	-	5,226,801
	<b>Total</b>	<b>5,226,801</b>	-	-	<b>5,226,801</b>

### Remuneration Policy

The Board's remuneration policy determines the nature and amount of remuneration for Board members of the Company. The policy, setting the terms and conditions for the Executive Director, was developed by Board.

A part of this policy, all executive's remuneration will be based on factors such as length of service and experience. The Board will review executive packages annually by reference to the Company's performance, executive performance and comparable information from industry sectors and other listed companies in similar industries. The objective of this policy is to secure and retain the services of suitable individuals capable of contributing to the Company's strategic objectives.

The Board policy is to remunerate Non-Executive Directors at market rates for comparable companies for time, commitment and responsibilities. The Board will review Non-Executive Director remuneration annually, based on market practice, duties and accountability.

# DIRECTORS' REPORT

For the year ended 30 June 2024

## REMUNERATION REPORT (AUDITED) (Cont.)

The current base fees were last reviewed at the most recent remuneration committee meeting. Non executive director fees are determined with an aggregate Directors' fee pool limit, which is annually recommended for approval by the shareholders. In accordance with the constitution, a shareholders resolution has been passed providing that a maximum total remuneration of \$350,000 per annum may be paid to the Non-executive Directors.

The board reviews and approves the remuneration policy to ensure the Company attracts and retains executives and Directors who will create value for shareholders. Given the size of the Company and its level of activity it has not used external remuneration consultants in this process.

The Company currently has only three employees. When the Company reaches an appropriate size, it will endeavour to employ suitably qualified women to fill at least one third of its employment positions.

Below is a table summarising key performance and shareholder wealth indicators for the Company for the year ended 30 June 2024 and the previous 3 financial years.

Period	Loss after Tax	EPS	Share Price
Year ending 30 June 2024	(\$4,543,321)	Cents (2.93)	\$0.24
Year ending 30 June 2023	(\$9,234,157)	Cents (6.16)	\$0.33
Year ending 30 June 2022	(\$1,560,315)	Cents (5.84)	\$0.33

## Directors and Key Management Remuneration

Details of the remuneration of the Directors, other Key Management Personnel (defined as those who have the authority and responsibility for planning, directing and controlling the major activities of the Company) are set out in the following table.

	Short Term		Post-Employment	Total	Performance Based
	Base fee / salary \$	Options \$	Superannuation \$	\$	%
<b>2024</b>					
<b>Executive Directors</b>					
Richard Carlton – Managing Director	271,399	-	27,500	298,899	0.0%
<b>Non-Executive Directors</b>					
Simon Bird - Chairman	80,714	-	8,879	89,593	0.0%
Robert Rutherford	44,841	-	4,933	49,774	0.0%
<b>Total Non-Executive</b>	<b>125,556</b>	<b>-</b>	<b>13,811</b>	<b>139,367</b>	<b>0.0%</b>
<b>Total Remuneration</b>	<b>396,955</b>	<b>-</b>	<b>41,311</b>	<b>438,266</b>	<b>0.0%</b>
<b>2023</b>					
<b>Executive Directors</b>					
Richard Carlton – Managing Director	272,500	193,476	28,612	494,588	39.1%
<b>Non-Executive Directors</b>					
Simon Bird	81,448	96,738	8,552	186,738	51.8%
Robert Rutherford	45,249	193,476	4,751	243,476	79.5%
<b>Total Non-Executive</b>	<b>126,697</b>	<b>290,214</b>	<b>13,303</b>	<b>430,214</b>	<b>67.5%</b>
<b>Total Remuneration</b>	<b>399,197</b>	<b>483,690</b>	<b>41,916</b>	<b>924,803</b>	<b>52.3%</b>

The Company issued 10,000,000 Director Options to Directors of the Company listing on the ASX ("Listing"). 5,000,000 of these options vested on Listing and a further 5,000,000 vested on 27 April 2023, one year after Listing. The fair value of options is determined using a Black-Scholes model

**REMUNERATION REPORT (AUDITED) (Cont.)****Agreements with Directors**

**Name:** Richard Carlton  
**Title:** Managing Director  
**Commencement Date:** 23 March 2021  
**Term of Agreement:** Ongoing  
**Details:** Mr Carlton was paid an annual salary of \$300,000 for the year ended 30 June 2024 inclusive of superannuation. This has been increased to \$325,000 from 1 July 2024. The Board may offer Mr Carlton performance-based remuneration including cash bonuses or equity-based incentives that do not exceed 50% of his base salary. On 30 July 2024, the remuneration committee resolved to immediately pay a one off bonus of \$30,000 to Mr Carlton. The remuneration committee also resolved to provide an issue of options under the Company's Employee Securities Incentive Plan subject to shareholder approval. The final details, quantum and timing of issue to be agreed prior to the 2024 Annual General Meeting Notice of Meeting being issued. The committee also resolve to amend the Employment agreement with Mr Carlton so that the agreement may be terminated by either party on 6 months' notice (previously 3 months). No termination benefits are payable under the Agreement.

**Name:** Simon Bird  
**Title:** Chairman  
**Commencement Date:** 23 March 2021  
**Term of Agreement:** Ongoing  
**Details:** Mr Bird is paid an annual fee of \$90,000 inclusive of superannuation entitlements, from commencement of trading on the ASX and subject to annual review by the Board. On 19 April 2022 Mr Bird was awarded 2 million options over fully paid ordinary shares exercisable at 25.0 cents and expiring 19 April 2025. One half of these options vested immediately and one half on 19 April 2023.

**Name:** Robert Rutherford  
**Title:** Non-Executive Director  
**Commencement Date:** 14 March 2012  
**Term of Agreement:** Ongoing  
**Details:** Mr Rutherford is paid an annual fee of \$50,000 inclusive of superannuation entitlements, from commencement of trading on the ASX and subject to annual review by the Board. On 19 April 2022 Mr Rutherford was awarded 4 million options over fully paid ordinary shares exercisable at 25.0 cents and expiring 19 April 2025. One half of these options vested immediately and one half on 19 April 2023.

**Share-Based Compensation**

The Company has established the Maronan Metals Employee Share Incentive Plan ("Plan") to assist in the attraction, retention and motivation of employees of the Company. The Plan is administered by the Board in accordance with the rules of the Plan, and the rules are subject to the Listing Rules. A summary of the Rules of the Plan follows.

All employees and certain contracted staff will be eligible to participate in the Plan. The allocation of options to each employee is at the discretion of the Board. The options will be issued for nil consideration and are non-transferable, except with the consent of Directors. However, at the time of accepting the offer to participants of the Plan, the eligible employee may nominate another person in whose favour the options should be granted. If permitted by the Board, options may be issued to an employee's nominee (for example, a spouse or family company).

Each option is to subscribe for one fully paid ordinary share in the Company. The exercise price, term of the option and any vesting conditions are determined by the Board at the time that the option is offered. An option is exercisable at any time from its date of vesting until it expires. The Plan may be terminated or suspended at any time. Except with the consent of the Directors, options may not be transferred. The Company will not apply for official quotation of any options. Shares issued as a result of the exercise of options will rank equally with the Company's previously issued shares.

# DIRECTORS' REPORT

For the year ended 30 June 2024

## REMUNERATION REPORT (AUDITED) (Cont.)

If there is a bonus share issue to the holders of shares, the number of shares over which an option is exercisable will be increased by the number of shares which the option holder would have received if the option had been exercised before the record date for the bonus issue. The options or exercise price of the options will be adjusted if there is a pro-rata issue, bonus issue or any reconstruction in accordance with the Listing Rules. If there is a pro-rata issue (other than a bonus share issue) to the holders of shares, the exercise price of an option will be reduced to take account of the effect of the pro-rata issue. If there is a reorganisation of the issued capital of the Company, unexercised options will be reorganised in accordance with the Listing Rules. The Board may amend the Plan Rules subject to the requirements of the Listing Rules.

Compensation Options granted and vested as at 30 June 2024 are shown in the following table:

Director	Grant Date	Term (years)	Exercise Price	Grant Number	Fair value per option	Vested and Exercisable
Simon Bird	19-Apr-22	3	\$0.25	2,000,000	\$0.1173	2,000,000
Richard Carlton	19-Apr-22	3	\$0.25	4,000,000	\$0.1173	4,000,000
Robert Rutherford	19-Apr-22	3	\$0.25	4,000,000	\$0.1173	4,000,000
Weighted average exercise price:			\$0.25	10,000,000	\$0.1173	10,000,000

The options were granted to align the Board with shareholder's interests and with market practices of peer companies and to provide a competitive total remuneration package. As an exploration company, the Board does not consider any specific performance conditions in determining the share-based compensation

The value of options granted during a period is recognised as compensation over the vesting period of the grant, in accordance with Australian Accounting Standards.

There were no alterations to the terms and conditions of options granted as remuneration since their grant date. There were no Director's options granted or exercised during the year. There were no forfeitures during the period. There were no other transactions with Directors or director-related entities.

### Voting and comments made at the Company Annual General Meeting

The Company received more than 90% of "yes" votes on its remuneration report for the 2023 financial year. The Company did not receive any specific feedback at the AGM or throughout the year on its remuneration practices.

**This concludes the Remuneration Report, which has been audited.**

### Indemnifying Officers and Auditor

During the financial year the Company paid premiums to insure all Directors and officers of the Company against claims brought against the individual while performing services for the Company and against expenses relating thereto, other than conduct involving a wilful breach of duty in relation to the Company. The Company is prohibited under its contract for insurance from disclosing the amount of the premiums paid.

The Company has indemnified Directors and staff to the extent possible under the Corporations Law against any liabilities incurred by the person as an officer of the Company. The Company has also provided an indemnity to its contracted accounting staff for liabilities incurred in acting in this capacity. The Company has not indemnified the auditor.

### Non-Audit Services

There were no non-audit services during the year ended 30 June 2024.

### Officers of the Company who are former Audit Partners of BDO Audit Pty Ltd.

There are no officers of the Company who are former Partners of BDO Audit Pty Ltd.

**Auditor Independence Declaration**

The Auditor's independence declaration for the year ended 30 June 2024 has been received and a copy is reproduced on page 24. BDO Audit Pty Ltd continues in office in accordance with section 327 of the Corporations Act 2001.

**Environmental Legislation**

The Group's operations are not significantly impacted by any environmental legislation under a law of the Commonwealth or of a state or Territory of Australia.

**Corporate Governance**

A copy of the Company's Corporate Governance Statement can be found at:

[www.maronanmetals.com.au/about/corporate-governance](http://www.maronanmetals.com.au/about/corporate-governance)

Signed in accordance with a resolution of the Board of Directors.

A handwritten signature in black ink, appearing to read 'Simon Bird', is written over a horizontal dotted line.

Simon Bird  
**Chairman**

Sydney, 11th September 2024



Tel: +61 8 6382 4600  
Fax: +61 8 6382 4601  
[www.bdo.com.au](http://www.bdo.com.au)

Level 9  
Mia Yellagonga Tower 2  
5 Spring Street  
Perth, WA 6000  
PO Box 700 West Perth WA 6872  
Australia

## **DECLARATION OF INDEPENDENCE BY JACKSON WHEELER TO THE DIRECTORS OF MARONAN METALS LIMITED**

As lead auditor of Maronan Metals Limited for the year ended 30 June 2024, I declare that, to the best of my knowledge and belief, there have been:

1. No contraventions of the auditor independence requirements of the *Corporations Act 2001* in relation to the audit; and
2. No contraventions of any applicable code of professional conduct in relation to the audit.

A handwritten signature in black ink, appearing to read 'JW', is written over a horizontal line.

**Jackson Wheeler**  
**Director**

**BDO Audit Pty Ltd**  
Perth  
11 September 2024



This page is intentionally blank



ACN 156 269 993

# *Financial Report*

*For the Year Ended 30 June 2024*

---

# STATEMENT OF PROFIT OR LOSS AND OTHER COMPREHENSIVE INCOME

For the year ended 30 June 2024

	Note	2024	2023
		\$	\$
<b>Income from ordinary activities</b>			
Interest income		47,688	93,753
Other income	4	757,740	-
<b>Total income from ordinary activities</b>		<b>805,428</b>	<b>93,753</b>
<b>Less: Expenses</b>			
Corporate and administrative expense		1,032,185	1,136,512
Exploration expenditure expensed		4,249,600	6,887,469
Share based payments	18	65,004	1,318,848
<b>Total expenses</b>		<b>(5,346,789)</b>	<b>(9,342,829)</b>
<b>Loss from operating activities</b>		<b>(4,541,361)</b>	<b>(9,249,076)</b>
Finance costs		1,960	14,918
<b>Loss before income tax</b>		<b>(4,543,321)</b>	<b>(9,234,158)</b>
Income tax expense	5	-	-
<b>Loss from continuing operations after income tax</b>		<b>(4,543,321)</b>	<b>(9,234,158)</b>
Other comprehensive income for the year		-	-
<b>Total comprehensive income for the year</b>		<b>(4,543,321)</b>	<b>(9,234,158)</b>
<b>Loss per share</b>			
Basic - cents per share	17	(2.93)	(6.16)
Diluted - cents per share	17	(2.93)	(6.16)

The above statement of profit or loss and other comprehensive income should be read in conjunction with the accompanying notes.

# STATEMENT OF FINANCIAL POSITION

As at 30 June 2024

	Note	2024	2023
		\$	\$
<b>Current assets</b>			
Cash and cash equivalents	6	10,146,100	5,930,226
Trade and other receivables	7	141,914	230,322
Prepayments		31,786	33,687
<b>Total current assets</b>		<b>10,319,800</b>	<b>6,194,235</b>
<b>Non-current assets</b>			
Tenement acquisition cost	8	5,691,713	5,691,713
Right of use assets	9	92,808	52,433
Plant and equipment	10	55,180	106,111
Deposits	11	27,700	27,700
<b>Total non-current assets</b>		<b>5,867,401</b>	<b>5,877,957</b>
<b>Total assets</b>		<b>16,187,201</b>	<b>12,072,192</b>
<b>Current liabilities</b>			
Trade and other payables	12	801,806	1,017,400
Lease liability	9	49,364	52,433
Provisions		129,445	81,790
<b>Total current liabilities</b>		<b>980,615</b>	<b>1,151,623</b>
<b>Non-current liabilities</b>			
Lease Liability	9	44,000	-
<b>Total non-current liabilities</b>		<b>44,000</b>	<b>-</b>
<b>Total liabilities</b>		<b>1,024,615</b>	<b>1,151,623</b>
<b>Net assets</b>		<b>15,162,586</b>	<b>10,920,569</b>
<b>Equity</b>			
Contributed equity	13	29,743,803	21,023,469
Reserves	14	2,289,310	2,224,306
Accumulated losses	15	(16,870,527)	(12,327,206)
<b>Total equity</b>		<b>15,162,586</b>	<b>10,920,569</b>

The above statement of financial position should be read in conjunction with the accompanying notes.

# STATEMENT OF CHANGES IN EQUITY

For the year ended 30 June 2024

	Note	Issued capital	Reserves	Acc. losses	Total
		\$	\$	\$	\$
<b>2024</b>					
Balance at 1 July 2023		21,023,469	2,224,306	(12,327,206)	10,920,569
Total comprehensive loss for the year				(4,543,321)	(4,543,321)
Total		21,023,469	2,224,306	(16,870,527)	6,377,248
<u>Transactions with owners in their capacity as owners</u>					
Ordinary shares issued, net of transaction costs	13	8,720,334	-	-	8,720,334
Issue of options	18	-	65,004	-	65,004
<b>Balance at 30 June 2024</b>		<b>29,743,803</b>	<b>2,289,310</b>	<b>(16,870,527)</b>	<b>15,162,586</b>
<b>2023</b>					
Balance at 1 July 2022		21,021,384	905,458	(3,093,048)	18,833,794
Total comprehensive loss for the year		-	-	(9,234,158)	(9,234,158)
Total		21,021,384	905,458	(12,327,206)	9,599,636
<u>Transactions with owners in their capacity as owners</u>					
Ordinary shares issued, net of transaction costs		2,085	-	-	2,085
Issue of options		-	1,318,848	-	1,318,848
<b>Balance at 30 June 2023</b>		<b>21,023,469</b>	<b>2,224,306</b>	<b>(12,327,206)</b>	<b>10,920,569</b>

The above statement of changes in equity should be read in conjunction with the accompanying notes.

# STATEMENT OF CASH FLOWS

For the year ended 30 June 2024

	Note	2024	2023
		\$	\$
<b>Cash flows from operating activities</b>			
Payments to suppliers and employees		(718,067)	(404,105)
Payments for exploration		(4,578,407)	(6,739,005)
Proceeds from ATO R&D tax incentive rebate		757,740	-
Proceeds from interest received		47,688	93,753
<b>Net cash used in operating activities</b>	16	<b>(4,491,046)</b>	<b>(7,049,357)</b>
<b>Cash flows from investing activities</b>			
Payment for deposits		-	(1,200)
Payment for plant and equipment		(13,414)	(58,701)
<b>Net cash used in investing activities</b>		<b>(13,414)</b>	<b>(59,901)</b>
<b>Cash flows from financing activities</b>			
Proceeds from share issue	13	9,067,262	2,085
Payments for capital raising costs		(346,928)	-
<b>Net cash provided by financing activities</b>		<b>8,720,334</b>	<b>2,085</b>
Net increase / (decrease) in cash held		4,215,874	(7,107,173)
Cash at beginning of the year		5,930,226	13,037,399
<b>Cash at the end of the year</b>	6	<b>10,146,100</b>	<b>5,930,226</b>

The above statement of cash flows should be read in conjunction with the accompanying notes.



**1. Reporting Entity**

The financial report is for the entity Maronan Metals Limited (referred herein also as the “Company” or “Maronan”) as an individual entity. Maronan Metals Limited is a company limited by shares incorporated and domiciled in Australia with its registered address at Level 15, 323 Castlereagh Street Sydney Australia. Maronan Metals Limited is listed on the ASX.

The principal activity of the Company during the year was the exploration for and evaluation of its silver-lead and copper-gold mineral deposits.

**2. Basis of Preparation****Statement of compliance**

The financial statements are general purpose financial statements that have been prepared in accordance with Australian Accounting Standards and Interpretations issued by the Australian Accounting Standards Board (‘AASB’) and the Corporations Act 2001, as appropriate for-profit oriented entities.

The financial statements of the Company comply with International Financial Reporting Standards (‘IFRS’) as issued by the International Accounting Standards Board (‘IASB’).

The financial statements were authorised for issue by a resolution of the Board dated 11 September 2024.

**Basis of measurement**

These financial statements have been prepared under the historical cost convention.

**Functional and presentation currency**

The financial report has been presented in Australian Dollars (\$) which is the functional currency of the Company.

**Use of estimates and judgements**

The preparation of the financial statements requires the use of certain critical accounting estimates. It also requires management to exercise its judgement in the process of applying the Company’s accounting policies. Estimates and underlying assumptions are reviewed on an ongoing basis. Revisions to accounting estimates are recognised in the period in which the estimates are revised and in any future periods affected.

The Directors evaluate estimates and judgments incorporated into the financial report based on historical knowledge and best available current information. Estimates assume a reasonable expectation of future events and are based on current trends and economic data, obtained both externally and within the Company.

Information about critical judgements in applying the accounting policies that have the most significant effect on the amounts recognised in the financial statements is included in the following notes:

- Note 8 – Tenement Acquisition Costs.
- Note 18 – Share Based Payments.

**Going concern**

The Company has incurred a net loss after tax of \$4,543,321 (2023: \$9,234,158) for the full year and net cash outflows from operating activities of \$4,491,046 (2023: \$7,049,357).

The Directors have prepared the Financial Statements on the Going Concern basis having prepared a cash flow forecast indicating that the Company’s current cash balance of \$10,146,100 is sufficient for it to remain cash positive at least until September 2025.

**Adoption of new and revised standards**

In the period ended 30 June 2024, the Directors have reviewed all of the new and revised Standards and Interpretations issued by the AASB that are relevant to the Company and effective for the current annual reporting period. It has been determined by the Directors that there is no impact, material or otherwise, of the new and revised Standards and Interpretations on the Company and, therefore, no change is necessary to Company accounting policies. The Directors have also reviewed all new Standards and Interpretations that have been issued but are not yet effective for the period ended 30 June 2024. As a result of this review the Directors have determined that there is no impact, material or otherwise, of the new and revised Standards and Interpretations on the Company. The following is a summary of the material accounting policies adopted by the Company in the preparation of the financial report. The accounting policies have been consistently applied, unless otherwise stated.

**3. Material Accounting Policies****Tenement Acquisition Costs**

Acquisition costs of mining tenements are capitalised in respect of each identifiable area of interest. These costs are only carried forward to the extent that the Company’s rights of tenure to that area of interest are current and that the costs are expected to be recouped through the successful development of the area or where activities in the area have not yet reached a stage that permits reasonable assessment of the existence of economically recoverable reserves.

Costs in relation to an abandoned area are written off in full against profit or loss in the year in which the decision to abandon the area is made. Each area of interest is also reviewed annually and acquisition costs are written off to the extent that they will not be recoverable in the future. Exploration, evaluation and development costs of mining tenements are expensed as incurred.

# NOTES TO THE FINANCIAL STATEMENTS

For the year ended 30 June 2024

## Property plant and equipment

Property, plant and equipment are stated at cost less accumulated depreciation and any accumulated impairment losses.

### Depreciation

Items of equipment have limited lives and are depreciated on a straight-line basis over their estimated useful lives.

Depreciation rates and methods are reviewed annually for appropriateness. When changes are made, adjustments are reflected prospectively in current and future periods only. Depreciation is expensed to the statement of profit or loss and other comprehensive income. Plant and equipment is depreciated at 20% per annum.

### De-recognition and disposal

An item of equipment is derecognised upon disposal or when no further future economic benefits are expected from its use or disposal. Any gain or loss on de-recognition of the asset (calculated as the difference between net disposal proceeds and the carrying amount of the asset) is included in statement of profit or loss and other comprehensive income in the year the asset is de-recognised.

## Income tax

The charge for current income tax expense is based on the profit for the year adjusted for any non-assessable or disallowed items. It is calculated using tax rates that have been enacted or are substantively enacted at the reporting date.

Deferred tax is accounted for using the statement of financial position method in respect of temporary differences arising between the tax bases of assets and liabilities and their carrying amounts in the financial statements. No deferred income tax will be recognised from the initial recognition of an asset or liability where there is no effect on accounting or taxable profit or loss.

Deferred tax is calculated at the tax rates that are expected to apply to the period when the asset is realised or liability is settled. Deferred tax is credited in the statement of profit or loss and other comprehensive income except where it relates to items that may be credited directly to equity, in which case the deferred tax is adjusted directly against equity.

Deferred income tax assets are recognised to the extent that it is probable that future tax profits will be available against which deductible temporary differences can be utilised.

The number of benefits brought to account or which may be realised in the future is based on the assumption that no adverse change will occur in income taxation legislation and the anticipation that the Company will derive sufficient future assessable income to enable the benefit to be realised and comply with the conditions of deductibility imposed by the law.

## Financial instruments

### Cash and cash equivalents

Cash and cash equivalents include cash on hand, deposits held at call with banks and other short term highly liquid investments with original maturities of three months or less.

### Payables

Payables represent liabilities for goods and services provided to the Company prior to the end of the financial year which are unpaid. The amounts are unsecured and are generally settled between 7 days and 30 days terms.

### Goods and services tax (GST)

Revenues, expenses and assets are recognised net of the amount of GST, except where the amount of GST incurred is not recoverable from the Australian Taxation Office. In these circumstances, the GST is recognised as part of the cost of acquisition of the asset or as part of the item of the expense. Receivables and payables in the statement of financial position are shown inclusive of GST. Cash flows are presented in the statement of cash flows inclusive of GST.

## Interest income

Interest revenue is recognised using the effective interest rate method taking into account rates applicable to the financial assets.

## Contributed equity

Ordinary shares are classified as equity. Incremental costs directly attributable to the issue of new shares or options are shown in the equity as a deduction net of tax, from the proceeds.

## Other receivables

Other receivables are recognised at amortised cost, less any provision for impairment.

## Share based payment expense

The Company provides benefits to individuals acting as and providing services similar to employees (including Directors) of the Company in the form of share-based payment transactions, whereby individuals render services in exchange for shares or rights over shares ("Equity Settled Transactions").

There is currently an Employee Share Incentive Plan ("ESIP") in place, which provides benefits to Directors and individuals providing services similar to those provided by an employee.

## 3. Material Accounting Policies (cont.)

The cost of these equity settled transactions with employees is measured by reference to the fair value at the date at which they are granted. The fair value is determined by using the Black Scholes formula, taking into account the terms and conditions upon which the instruments were granted. In valuing equity settled transactions, no account is taken of any performance conditions, other than conditions linked to the price of the shares of Maronan Metals Limited ("Market Conditions").

The cost of the equity settled transactions is recognised, together with a corresponding increase in equity, over the period in which the equity instruments vest, ending on the date on which the relevant employees become fully entitled to the award ("Vesting date"). The cumulative expense recognised for equity settled transactions at each reporting date until Vesting Date reflects (i) the extent to which the vesting period has expired and (ii) the number of awards that, in the opinion of the Directors of the Company, will ultimately vest. This opinion is formed based on the best available information at balance date. No adjustment is made for the likelihood of the market performance conditions being met as the effect of these conditions is included in the determination of fair value at grant date. The statement of comprehensive income charge or credit for a period represents the movement in cumulative expense recognised at the beginning and end of the period. No expense is recognised for awards that do not vest, except for awards where vesting is conditional upon a market condition.

Where the terms of an equity settled award are modified, as a minimum an expense is recognised as if the terms had not been modified. In addition, an expense is recognised for any increase in the value of the transaction as a result of the modification, as measured at the date of the modification.

Where an equity settled award is cancelled, it is treated as if it had vested on the date of the cancellation, and any expense not yet recognised for the award is recognised immediately. However, if a new award is substituted for the cancelled award, and designated as a replacement award on the date that it is granted, the cancelled and new award are treated as if they were a modification of the original award, as described in the previous paragraph.

The cost of equity-settled transactions with non-employees is measured by reference to the fair value of goods and services received unless this cannot be measured reliably, in which case the cost is measured by reference to the fair value of the equity instruments granted.

### Employee benefits

Wages, salaries and annual leave Liabilities for wages and salaries, including non-monetary benefits and annual leave expected to be settled wholly within 12 months of the reporting date are recognised in other payables in respect of employees' services up to the reporting date. They are measured at the (undiscounted) amounts expected to be paid when the liabilities are settled. Contributions are made by the Company to superannuation funds as stipulated by statutory requirements and are charged as expenses when incurred.

### Earnings per share

Basic earnings per share are determined by dividing the net result attributable to members, adjusted to exclude costs of servicing equity (other than dividends), by the weighted average number of ordinary shares, adjusted for any bonus element. Diluted earnings per share are determined by dividing the net result attributable to members, adjusted to exclude costs of servicing equity (other than dividends) and any expenses associated with dividends and interest of dilutive potential ordinary shares, by the weighted average number of ordinary shares (both issued and potentially dilutive) adjusted for any bonus element.

### Research and development tax incentive income

Research and Development Tax incentives are accounted for in line with AASB 120 Government Grants. The company estimates the rebate for the year ending 30 June 2024 will be received in the third quarter of the 2025 Financial year. The R&D rebate will be recognised upon receipt and reflected as other income.

## 4. Other Income

Australian taxation office Research and Development tax incentive rebate

**Total Other Income**

2024	2023
\$	\$
757,740	-
<b>757,740</b>	<b>-</b>

# NOTES TO THE FINANCIAL STATEMENTS

For the year ended 30 June 2024

## 5. Income Tax Expense

The prima facie tax benefit on loss before income tax is reconciled to the income tax expense as follows:

	2024	2023
	\$	\$
Prima facie income tax benefit on loss before income tax at 25%	1,135,830	2,308,539
<u>Add tax effect of:</u>		
Non-allowable expenses	(16,251)	(329,712)
<u>Add/(deduct) temporary differences not brought to account:</u>		
Deferred tax assets / liabilities and other differences / tax losses recognised	(1,119,579)	(1,978,827)
<b>Income tax expense</b>	<b>-</b>	<b>-</b>

	Opening	Movement	Closing
	\$	\$	\$
<b>Deferred income tax – 2024</b>			
Deferred tax assets have not been recognised in respect of the following items:			
Capital raising expenses	199,059	-	199,059
Provisions	20,782	4,646	25,428
Tax losses	2,027,329	1,164,223	3,191,552
<b>Total deferred tax assets</b>	<b>2,247,170</b>	<b>1,168,869</b>	<b>3,416,039</b>
Deferred tax liabilities have not been recognised in respect of the following items:			
Prepaid expenses	(8,422)	476	(7,946)
<b>Total deferred tax liabilities</b>	<b>(8,422)</b>	<b>476</b>	<b>(7,946)</b>
<b>Net deferred tax assets</b>	<b>2,238,748</b>	<b>1,169,344</b>	<b>3,408,092</b>

The tax losses and deductible temporary differences do not expire under current tax legislation. Deferred tax liabilities have been offset against deferred tax assets and net deferred tax assets have not been recognised because it is not yet probable that future taxable profit will be available against which the Company can utilise these benefits.

## 6. Cash and Cash Equivalents

	2024	2023
	\$	\$
Cash at bank	10,146,100	5,930,226
<b>Total cash and cash equivalents</b>	<b>10,146,100</b>	<b>5,930,226</b>

## 7. Trade and Other Receivables

	2024	2023
	\$	\$
GST recoverable	141,914	213,913
Other receivable	-	16,409
<b>Total trade and other receivables</b>	<b>141,914</b>	<b>230,322</b>

# NOTES TO THE FINANCIAL STATEMENTS

For the year ended 30 June 2024

## 8. Tenement Acquisition Cost

Total tenement acquisition - EPM 13368

2024	2023
\$	\$

5,691,713	5,691,713
-----------	-----------

The ultimate recoupment of costs carried forward for tenement acquisition cost is dependent on the successful development and commercial exploitation or sale of respective areas. The Company reviews annually the carrying value of the tenement acquisition cost, and will carry this as an asset if it considers the area of interest to be prospective. Should the particular area of interest no longer be considered prospective, then the Company will make a provision in the accounts for the carrying value of the project. The list of tenements the Company has an interest in is disclosed on page 49.

## 9 Right of Use Assets

### Leased Premises

#### At cost

Balance at the beginning of the year  
Lease term Completed  
Additions  
Balance at the end of the year

2024	2023
\$	\$

101,260	101,260
(101,260)	-
101,245	-
101,245	101,260

#### Accumulated depreciation

Balance at the beginning of the year  
Lease term Completed  
Charge for the year  
Balance at the end of the year

(48,827)	(48,827)
48,827	-
(8,437)	-
(8,437)	(48,827)
92,808	(48,827)

Total right of use asset

### Future Lease Payments

The Company has a lease over its premises in Cloncurry. The lease is for a one-year period with a further one-year option. The contractual cash flows of the Group's lease liabilities at the reporting date are shown in the table below. The contractual amounts represent the future undiscounted amounts payable.

Within one year	49,364	52,433
Later than one year but less than five years	44,000	-
	93,364	52,433

## 10. Plant and Equipment

### Exploration equipment

#### At cost

Balance at the beginning of the year  
Additions  
Disposals  
Balance at the end of the year

105,567	137,896
1,935	20,131
-	(52,460)
107,502	105,567

#### Accumulated depreciation

Balance at the beginning of the year  
Charge for the year  
Balance at the end of the year

(34,389)	
(37,769)	(34,389)
(72,159)	(34,389)
35,343	71,178

Total exploration equipment

# NOTES TO THE FINANCIAL STATEMENTS

For the year ended 30 June 2024

	2024	2023
	\$	\$
<b>Office equipment</b>		
<u>At cost</u>		
Balance at the beginning of the year	41,491	2,921
Additions	13,414	38,570
Disposals	-	-
Balance at the end of the year	54,905	41,491
<u>Accumulated depreciation</u>		
Balance at the beginning of the year	(6,557)	(2,921)
Charge for the year	(28,511)	(3,636)
Balance at the end of the year	(35,068)	(6,557)
<b>Total office equipment</b>	<b>19,837</b>	<b>34,933</b>
<b>Total plant and equipment</b>	<b>55,180</b>	<b>106,111</b>

## 11. Deposits

Environmental deposit - EPM 13368	10,000	10,000
Security deposit	17,700	17,700
<b>Total deposits</b>	<b>27,700</b>	<b>27,700</b>

## 12. Trade Payables

Trade creditors	685,457	696,886
Accruals	116,349	320,514
<b>Total trade payables</b>	<b>801,806</b>	<b>1,017,400</b>

## 13. Contributed Equity

201,246,843 (2023: 150,006,951) Ordinary shares fully paid

### Ordinary Shares Number

	No.	No.
Balance at the beginning of the year	150,006,951	150,000,000
<u>Shares issued during the period</u>		
23 May 2024 - quoted unrestricted ordinary shares	23,545,168	-
14 June 2024 - quoted unrestricted ordinary shares	14,033,260	-
Conversion of options	161,464	6,951
Conversion of performance rights – Red Metal	13,500,000	-
<b>Balance at the end of the year</b>	<b>201,246,843</b>	<b>150,006,951</b>

# NOTES TO THE FINANCIAL STATEMENTS

For the year ended 30 June 2024

## Ordinary Shares Value

Balance at the beginning of the year

### Shares issued during the period

23 May 2024 - 23,545,168 quoted unrestricted ordinary shares @ \$0.24

14 June 2024 - 14,033,260 quoted unrestricted ordinary shares @ \$0.24

Conversion of options

Conversion of performance rights - Red Metal

Capital raising costs

Balance at the end of the year

	\$	\$
Balance at the beginning of the year	21,023,469	21,021,384
<u>Shares issued during the period</u>		
23 May 2024 - 23,545,168 quoted unrestricted ordinary shares @ \$0.24	5,650,840	-
14 June 2024 - 14,033,260 quoted unrestricted ordinary shares @ \$0.24	3,367,982	-
Conversion of options	48,439	2,085
Conversion of performance rights - Red Metal	-	-
Capital raising costs	(346,928)	
Balance at the end of the year	<b>29,743,803</b>	<b>21,023,469</b>

13,500,000 performance rights issued to Red Metal Limited were converted to equity in the year ending 30 June 2024.

The performance rights were issued to Red Metal on 19 April 2022 in settlement of the loan payable by Maronan Metals Limited to Red Metal. Accordingly, as the performance rights were issued in consideration for the settlement of the loan in the year ended 30 June 2022, no additional changes to issued capital value have been made in the year ended 30 June 2024.

The performance rights converted into fully paid ordinary shares on satisfaction of the following performance conditions:

Condition	Performance Rights Converting into Fully Paid Ordinary Shares
Upon the Company announcing a downhole intercept of at least 30m of 1.5% Cu equivalent by 27 April 2025.	6,750,000
Upon the Company announcing a downhole intercept of at least 15m of 10.0% Cu equivalent by 27 April 2025.	6,750,000

## 14. Reserves

### Share Based Payment Reserve

Balance at the beginning of the year

### Share based payments made during the period

21 December 2023 - 500,000 options issued and vested to Staff

27 April 2023 - 5,000,000 options issued and vested to Directors

28 July 2022 - 1,200,000 options issued to staff

29 July 2022 - 2,800,000 options issued to staff

Balance at the end of the year

	2024	2023
	\$	\$
Balance at the beginning of the year	2,224,306	905,458
<u>Share based payments made during the period</u>		
21 December 2023 - 500,000 options issued and vested to Staff	65,004	-
27 April 2023 - 5,000,000 options issued and vested to Directors	-	586,535
28 July 2022 - 1,200,000 options issued to staff	-	235,570
29 July 2022 - 2,800,000 options issued to staff	-	496,743
Balance at the end of the year	<b>2,289,310</b>	<b>2,224,306</b>

## 15. Accumulated Losses

Balance at the beginning of the year

Total comprehensive loss for the year

Balance at the end of the year

Balance at the beginning of the year	(12,327,206)	(3,093,048)
Total comprehensive loss for the year	(4,543,321)	(9,234,158)
Balance at the end of the year	<b>(16,870,527)</b>	<b>(12,327,206)</b>

*For the year ended 30 June 2024*

## 16. Cash Flow Information

Cash at the end of the year as shown in the Statement of Cash Flows is reconciled to the related items in the Statement of Financial Position.

10,146,100	5,930,226
------------	-----------

(4,543,321)	(9,234,158)
64,344	90,486
65,004	1,318,848
18,310	5,731
71,999	(97,606)
(167,382)	867,342
<b>(4,491,046)</b>	<b>(7,049,357)</b>

**Cash outflow from operations**



# NOTES TO THE FINANCIAL STATEMENTS

For the year ended 30 June 2024

## 17. Loss Per Share

### Ordinary share number 2024

Balance at the beginning of the year

Shares issued during the period

23 May 2024 - quoted unrestricted ordinary shares

14 June 2024 - quoted unrestricted ordinary shares

Conversion of options

**Balance at end of the year**

No	No Weighted Av.
150,006,951	150,006,951
23,545,168	2,515,785
14,033,260	653,604
13,661,464	1,759,147
<b>201,146,843</b>	<b>154,935,487</b>

### Ordinary share number 2023

Balance at the beginning of the year

Shares issued during the period

10 May -2023 - quoted unrestricted ordinary shares

5 June -2023 - quoted unrestricted ordinary shares

26 June -2023 - quoted unrestricted ordinary shares

**Balance at end of the year**

150,000,000	150,000,000
483	69
22	2
6,446	122
<b>150,006,951</b>	<b>150,000,193</b>

2024	2023
\$	\$

**Total loss for the year**

<b>(4,543,320)</b>	<b>(9,234,158)</b>
--------------------	--------------------

### Loss per share

Basic - cents per share

Diluted - cents per share

(2.93)	(6.16)
(2.93)	(6.16)

# NOTES TO THE FINANCIAL STATEMENTS

For the year ended 30 June 2024

## 18. Share Based Payments

### Share Options

Type	Issued	Expiry	Exercise Price	Vested	Unvested
The company issued 63,000,000 options on 27 April 2022 as part of the IPO process					
a) Director Options	10,000,000	19-Apr-25	\$0.25	10,000,000	-
b) Advisor Options	3,000,000	19-Oct-24	\$0.30 <sup>1</sup>	3,000,000	-
c) Free attaching Options	25,000,000	19-Oct-24	\$0.30 <sup>1</sup>	25,000,000	-
d) Bonus Options	25,000,000	19-Oct-24	\$0.30	25,000,000	-
	<b>63,000,000</b>			<b>63,000,000</b>	-
Additional options issued in July 2022					
e) Employee Options	1,200,000	28-Jul-25	\$0.43	1,200,000	-
f) Other Options	2,800,000	29-Jul-25	\$0.43	2,800,000	-
	<b>4,000,000</b>			<b>4,000,000</b>	-
Additional options issued in December 2023					
g) Employee Options	500,000	21-Dec-26	\$0.28	500,000	-
	<b>500,000</b>			<b>500,000</b>	-
<b>Total Options Issued</b>	<b>67,500,000</b>			<b>67,500,000</b>	-

1. On exercise of these options the holder is entitled to receive one Secondary Option for each two fully paid shares issued with an exercise price of \$0.60 expiring on 30 June 2025.

### g) Other Options

On 21 December 2023 the Company issued 500,000 Options to Options to the Exploration Manager. All 500,000 of these options vested immediately on issue. All of these options are convertible into fully paid ordinary shares that are escrowed for 24 months from the date of quotation.

The Company has valued these options using the Black-Scholes option pricing model and an amount of \$65,004 has been recognised as an expense in the Statement of Profit or Loss and Other Comprehensive Income.

Key inputs used in the calculation of this amount are as follows

Variable	
Grant date	21 December 2023
Exercise price	\$0.28
Calculation date	21 December 2023
Underlying share price	\$0.25
Risk Free Rate	4.14%
Volatility	100.0%
Option Life	3 years
Expected dividends	Nil
<b>Fair value per option</b>	<b>13.00 cents</b>

## 19. Commitments and Contingencies

The Company holds an exploration tenement (EPM 13368) ("Tenement") in Queensland, Australia. In order to retain its current rights of tenure to the Tenement, the Company is required to comply with tenement obligations specified by the State Government, including the completion of activities-based works programmes which are assessed over the life of the Tenement. There are no set annual expenditure amounts. If Tenement obligations are not met it may result in the loss of the Tenement or a reduction in the Tenement area. The Company is presently on track to meet all of its Tenement obligations.

## 20. Directors and Key Management Personnel Disclosures

### Directors

Simon Bird

Richard Carlton

Robert Rutherford

### Position

Chairman – Non-Executive

Managing Director

Director - Non-Executive

The Company had no other Key management Personnel.

### Key management personnel compensation

Short term employee benefits

Post employment benefits

Share based payments

2024	2023
\$	\$
396,955	399,197
41,311	41,915
-	483,690
<b>438,266</b>	<b>924,802</b>

# NOTES TO THE FINANCIAL STATEMENTS

For the year ended 30 June 2024

## 21. Financial Risk Management

The Company's financial instruments consist mainly of deposits with banks, accounts receivable and payable.

Exposure to currency risk, interest rate risk, commodity price risk, and liquidity risk arises in the normal course of the business.

The Company's overall financial risk management strategy is to seek to ensure that the Company is able to fund its business plans.

The Company uses various measures dependent on the types of risk to which it is exposed. These methods include cash flow at risk analysis, in the case of interest rates. Financial risk management is carried out by the Managing Director under policies approved by the Directors. The Directors provide written principles for overall risk management.

	Note	Current Interest rate	Floating Interest rate	Non-Interest Bearing	Total
			\$	\$	\$
<b>Financial assets</b>					
Cash held in general account	6	0.00%	10,990	-	<b>10,990</b>
Cash held in cash management account	6	1.35%	10,135,110	-	<b>10,135,110</b>
Trade and other receivables	6	0.00%		141,914	<b>141,914</b>
<b>Financial liabilities</b>					
Lease liability	9	0.00%		99,364	<b>99,364</b>
Trade payables	12	0.00%	-	801,806	<b>801,806</b>

### Credit risk

Credit risk refers to the risk that counterparty will default on its contractual obligations resulting in financial loss to the Company. The Company's credit risk exposure is limited to cash and cash equivalents. Management have reduced this risk by depositing cash with financial institutions with a credit rating of AAA or higher.

### Interest rate risk

The Company's main interest rate risk arises from interest earnings on its surplus cash. The Company is exposed to interest rate risk to the extent its interest earnings may fluctuate. The impact of a 1% movement in the interest rate on the funds invested when all other variables are held constant is immaterial.

### Liquidity risk

Prudent liquidity risk management implies maintaining sufficient cash and marketable securities, the availability of funding to meet ongoing operational requirements, exploration expenditure, and small to medium sized opportunistic projects and investments, by keeping surplus cash available.

The Company's objective is to safeguard its ability to continue as a going concern and to maintain a conservative capital structure so that management can focus on running its core business together with being an attractive company for shareholders and potential investors. The Company will consider the most appropriate use of debt and equity to maximise its returns while maintaining a low-risk capital structure.

	Note	Total	Less than one year	Greater than one year	Maturity Details
		\$	\$	\$	
<b>Financial liabilities</b>					
Trade creditors	12	<b>801,806</b>	801,806	-	Usually, payable between 7 and 30 days.

### Fair values

The Company has a number of financial instruments which are not measured at fair value in the Statement of Financial Position. The fair values are not materially different to their carrying amounts, since the interest receivable/payable is either close to current market rates or the instruments are short-term in nature.

## NOTES TO THE FINANCIAL STATEMENTS

For the year ended 30 June 2024

	2024	2023
	\$	\$
<b>22. Auditor's Remuneration</b>		
<b>Audit Services</b>		
Audit and review of the financial reports	48,600	48,600
<b>Total audit services</b>	<b>48,600</b>	<b>48,600</b>
<b>Other Services</b>		
Corporate and taxation services	-	-
<b>Total other services</b>	<b>-</b>	<b>-</b>
<b>Total auditor's remuneration</b>	<b>48,600</b>	<b>48,600</b>

### 23. Operating Segments

The company is organised into one operating segment, being the exploration of minerals in Australia. This operating segment is based on the internal reports that are reviewed and used by the Board of Directors (who are identified as the Chief Operating Decision Makers) in assessing performance and in determining the allocation of resources.

### 24. Subsequent Events

On 13 August 2024, the directors resolved to issue 6,200,000 options under the Employee share incentive scheme. The options vested immediately upon issue, have an exercise price of \$0.30 and have a three-year term expiring on 12 August 2027.

The Directors are not aware of any other matter or circumstance not otherwise dealt with in this Annual Report or in the financial statements that has significantly or may significantly affect the operations of the Company, the results of those operations or the state of affairs of the Company in subsequent financial years.

## **DIRECTORS' DECLARATION**

*For the year ended 30 June 2024*

### **In the Directors' opinion;**

- the attached financial statements and notes thereto comply with the Corporations Act 2001, the Accounting Standards, the Corporations Regulations 2001 and other mandatory professional reporting requirements;
- the attached financial statements and notes thereto comply with International Financial Reporting Standards as issued by the International Accounting Standards Board as described in note 2 to the financial statements;
- the attached financial statements and notes thereto give a true and fair view of the Company's financial position as at 30 June 2024 and of its performance for the financial year ended on that date; and
- There are reasonable grounds to believe that the Company will be able to pay its debts as and when they become due and payable.
- The information disclosed in the attached consolidated entity disclosure statement is true and correct.

The Directors have been given the declarations required by section 295A of the Corporations Act 2001.

Signed in accordance with a resolution of directors made pursuant to section 295(5) (a) of the Corporations Act 2001.

On behalf of the directors;

A handwritten signature in black ink, appearing to read 'Simon Bird', with a horizontal dotted line underneath.

Simon Bird  
**Chairman**

Sydney, 11th September 2024

# CONSOLIDATED ENTITY DISCLOSURE STATEMENT

For the year ended 30 June 2024

Entity Name	Entity Type	Trustee, partner or participant in joint venture	% of Share Capital Held	Place of incorporation	Tax Residency	Foreign tax Jurisdiction of foreign residents
Maronan Metals Limited	Body Corporate	N/A	N/A	Australia	Australian	N/A

## The entity is not a trustee

Maronan Metals Limited has no controlled entities and, therefore, is not required by the Australian Accounting Standards to prepare consolidated financial statements. As a result, section 295(3A)(a) of the Corporations Act 2001 does not apply to the entity.

## Basis of Preparation

This Consolidated Entity Disclosure Statement (CEDS) has been prepared in accordance with the Corporations Act 2001. It includes certain information for each entity that was part of the consolidated entity at the end of the financial year.

## Determination of Tax Residency

Section 295 (3A) of the Corporation Acts 2001 defines tax residency as having the meaning in the Income Tax Assessment Act 1997. The determination of tax residency involves judgment as there are currently several different interpretations that could be adopted, and which could give rise to a different conclusion on residency.

In determining tax residency, the consolidated entity has applied the following interpretations:

Australian tax residency

The consolidated entity has applied current legislation and judicial precedent, including having regard to the Tax Commissioner's public guidance in Tax Ruling TR 2018/5.



## INDEPENDENT AUDITOR'S REPORT

To the members of Maronan Metals Limited

### Report on the Audit of the Financial Report

#### Opinion

We have audited the financial report of Maronan Metals Limited (the Company), which comprises the statement of financial position as at 30 June 2024, the statement of profit or loss and other comprehensive income, the statement of changes in equity and the statement of cash flows for the year then ended, and notes to the financial report, including material accounting policy information, the consolidated entity disclosure statement and the directors' declaration.

In our opinion the accompanying financial report of the Company, is in accordance with the *Corporations Act 2001*, including:

- (i) Giving a true and fair view of the Company's financial position as at 30 June 2024 and of its financial performance for the year ended on that date; and
- (ii) Complying with Australian Accounting Standards and the *Corporations Regulations 2001*.

#### Basis for opinion

We conducted our audit in accordance with Australian Auditing Standards. Our responsibilities under those standards are further described in the *Auditor's responsibilities for the audit of the Financial Report* section of our report. We are independent of the Group in accordance with the *Corporations Act 2001* and the ethical requirements of the Accounting Professional and Ethical Standards Board's APES 110 *Code of Ethics for Professional Accountants (including Independence Standards)* (the Code) that are relevant to our audit of the financial report in Australia. We have also fulfilled our other ethical responsibilities in accordance with the Code.

We confirm that the independence declaration required by the *Corporations Act 2001*, which has been given to the directors of the Company, would be in the same terms if given to the directors as at the time of this auditor's report.

We believe that the audit evidence we have obtained is sufficient and appropriate to provide a basis for our opinion.

#### Key audit matters

Key audit matters are those matters that, in our professional judgement, were of most significance in our audit of the financial report of the current period. These matters were addressed in the context of our audit of the financial report as a whole, and in forming our opinion thereon, and we do not provide a separate opinion on these matters.

## Carrying Value of Tenement Acquisition Costs

Key audit matter	How the matter was addressed in our audit
<p>At 30 June 2024, the carrying value of the Tenement Acquisition costs represents a significant asset of the Company, as disclosed in note 8.</p> <p>As a result, we considered it necessary to assess whether any facts or circumstances exist to suggest that the carrying amount of this asset may exceed its recoverable amount.</p> <p>In accordance with AASB 6 Exploration for and Evaluation of Mineral Resources (“AASB 6”), the recoverability of exploration and evaluation expenditure requires significant judgment by management in determining whether there are any facts or circumstances that exist to suggest that the carrying amount of this asset may exceed its recoverable amount. As a result, this is considered a key audit matter.</p>	<p>Our procedures included, but were not limited to the following:</p> <ul style="list-style-type: none"> <li>• Obtaining a schedule of capitalised Tenement Acquisition costs for the area of interest and assessing whether the rights to tenure remained current at the reporting date, which included obtaining and assessing supporting documentation such as license status records;</li> <li>• Considering the Company’s intention to carry out significant ongoing exploration programmes for the area of interest by holding discussions with management, and reviewing the Company’s exploration budgets, ASX announcements and directors’ minutes;</li> <li>• Considering whether the area of interest had reached a stage where a reasonable assessment of economically recoverable reserves existed;</li> <li>• Considering whether any facts or circumstances existed to suggest impairment testing was required; and</li> <li>• Assessing the adequacy of the related disclosures in Note 8 of the Financial Report.</li> </ul>

## Other information

The directors are responsible for the other information. The other information comprises the information in the Company’s annual report for the year ended 30 June 2024, but does not include the financial report and our auditor’s report thereon.

Our opinion on the financial report does not cover the other information and we do not express any form of assurance conclusion thereon.

In connection with our audit of the financial report, our responsibility is to read the other information and, in doing so, consider whether the other information is materially inconsistent with the financial report or our knowledge obtained in the audit or otherwise appears to be materially misstated.

If, based on the work we have performed, we conclude that there is a material misstatement of this other information, we are required to report that fact. We have nothing to report in this regard.

### **Responsibilities of the directors for the Financial Report**

The directors of the Company are responsible for the preparation of:

- a) the financial report that gives a true and fair view in accordance with Australian Accounting Standards and the Corporations Act 2001 and
- b) the consolidated entity disclosure statement that is true and correct in accordance with the Corporations Act 2001, and

for such internal control as the directors determine is necessary to enable the preparation of:

- i) the financial report that gives a true and fair view and is free from material misstatement, whether due to fraud or error; and
- ii) the consolidated entity disclosure statement that is true and correct and is free of misstatement, whether due to fraud or error.

In preparing the financial report, the directors are responsible for assessing the Company's ability to continue as a going concern, disclosing, as applicable, matters related to going concern and using the going concern basis of accounting unless the directors either intend to liquidate the Company or to cease operations, or has no realistic alternative but to do so.

### **Auditor's responsibilities for the audit of the Financial Report**

Our objectives are to obtain reasonable assurance about whether the financial report as a whole is free from material misstatement, whether due to fraud or error, and to issue an auditor's report that includes our opinion. Reasonable assurance is a high level of assurance, but is not a guarantee that an audit conducted in accordance with the Australian Auditing Standards will always detect a material misstatement when it exists. Misstatements can arise from fraud or error and are considered material if, individually or in the aggregate, they could reasonably be expected to influence the economic decisions of users taken on the basis of this financial report.

A further description of our responsibilities for the audit of the financial report is located at the Auditing and Assurance Standards Board website (<http://www.auasb.gov.au/Home.aspx>) at:

[https://www.auasb.gov.au/admin/file/content102/c3/ar2\\_2020.pdf](https://www.auasb.gov.au/admin/file/content102/c3/ar2_2020.pdf)

This description forms part of our auditor's report.



## Report on the Remuneration Report

### Opinion on the Remuneration Report

We have audited the Remuneration Report included in pages 19 to 22 of the directors' report for the year ended 30 June 2024.

In our opinion, the Remuneration Report of Maronan Metals Limited, for the year ended 30 June 2024, complies with section 300A of the *Corporations Act 2001*.

### Responsibilities

The directors of the Company are responsible for the preparation and presentation of the Remuneration Report in accordance with section 300A of the *Corporations Act 2001*. Our responsibility is to express an opinion on the Remuneration Report, based on our audit conducted in accordance with Australian Auditing Standards.

**BDO Audit Pty Ltd**

A handwritten signature in black ink that reads 'BDO'.

A handwritten signature in black ink, appearing to be 'Jh', written over a horizontal line.

**Jackson Wheeler**

**Director**

Perth, 11 September 2024

## LIST OF TENEMENTS

As at 30 June 2024

Exploration licence	Title name	Location	Interest	Mineral	Grant date	Expiry date	Status
EPM 13368	Maronan	Northwest Queensland approximately 60km southeast of Cloncurry.	100%	Lead-silver Copper-gold	26 June 2001	25 June 2026	Current

Additional information required by the Australian Securities Exchange Limited and not shown elsewhere in this report is as follows. The information is current as at 30 June 2024.

### Twenty Largest Shareholders

The names of the twenty largest holders of quoted shares are:

Nº	Shareholder	Shares	%
1	Red Metal Limited	88,500,000	43.98%
2	HSBC Custody Nominees (Australia) Limited	14,150,748	7.03%
3	Zero Nominees Pty Ltd	8,333,334	4.14%
4	UBS Nominees Pty Ltd	6,784,054	3.37%
5	BNP Paribas Nominees Pty Ltd <Ib Au Noms Retailclient>	3,229,994	1.61%
6	Glyde Street Nominees Pty Ltd J N Pitt Superannuation Fund	2,625,000	1.30%
7	Mad Fish Management Pty Ltd	2,576,715	1.28%
8	Citicorp Nominees Pty Limited	2,215,910	1.10%
9	Huon Pine Pty Ltd <Huon Pine Investment A/C>	2,212,784	1.10%
10	Bluestar Management Pty Ltd	1,600,000	0.80%
11	Cavalletta Holdings Pty Ltd	1,500,000	0.75%
12	Jetosea Pty Ltd	1,478,182	0.73%
13	Mr Benjamin John Pauley	1,378,601	0.69%
14	Mr Darren Ronald Patterson	1,300,000	0.65%
15	Bluestar Management Pty Ltd <Super Fund A/C>	1,125,000	0.56%
16	Perth Capital Pty Ltd	1,092,500	0.54%
17	Mr Robert Samuel Bartlett	1,090,039	0.54%
18	Radrob Pty Ltd	1,000,000	0.50%
19	Wythenshawe Pty Ltd <Minjar A/C>	875,000	0.43%
20	Mr Anthony John Locantro	842,342	0.42%
<b>Total</b>		<b>143,910,203</b>	<b>71.51</b>

### Distribution of Equity Securities

#### Fully Paid Ordinary Shares

Range	Number of holders	Number of shares	% Total
1 - 1,000	17	4,090	0.00%
1,001- 5,000	261	778,375	0.39%
5,001 - 10,000	194	1,577,321	0.78%
10,001 - 100,000	526	20,068,846	9.97%
100,001 - 9,999,999	166	178,818,211	88.86%
<b>Total</b>	<b>1,164</b>	<b>201,246,843</b>	<b>100.00</b>

There are 630 shareholders holding a total of 80,4171 shares, who held less than a marketable parcel of shares as at 30 June 2024.

## ADDITIONAL ASX INFORMATION

As at 30 June 2024

### Distribution of Equity Securities (cont.)

#### Options - \$0.25 expiring 19 April 2025

Range	Number of holders	Number of options	% Total
100,001 - 9,999,999	3	10,000,000	100.00
<b>Total</b>	<b>3</b>	<b>10,000,000</b>	<b>100.00</b>

Mr Richard Carlton and Mr Robert Rutherford each own 4,000,000 (40%), and Mr Simon Bird owns 2,000,000 (20%) of these options. Shares issued pursuant to the exercise of these options will be escrowed for 24 months from date of ASX quotation.

#### Options - \$0.30 expiring 19 October 2024

Range	Number of holders	Number of options	% Total
1 - 1,000	-	-	-
1,001- 5,000	104	380,942	1.52
5,001 - 10,000	67	540,809	2.16
10,001 - 100,000	168	6,197,695	24.79
100,001 - 9,999,999	42	17,880,554	71.52
<b>Total</b>	<b>381</b>	<b>25,000,000</b>	<b>100.00</b>

There are no holders of more than 20% of these securities.

#### Options - \$0.30 expiring 19 October 2024 – with one free attaching option on conversion - \$0.60 expiring 30 June 2025

Range	Number of holders	Number of options	% Total
1 - 1,000	618	321,192	1.15
1,001- 5,000	895	2,147,299	7.67
5,001 - 10,000	324	2,194,166	7.84
10,001 - 100,000	413	10,504,055	37.51
100,001 - 9,999,999	31	12,833,288	45.83
<b>Total</b>	<b>2,281</b>	<b>28,000,000</b>	<b>100.00</b>

There are no holders of more than 20% of these securities. Shares issued pursuant to the exercise of 20,984,035 of these options will be escrowed for 12 months from date of ASX quotation. Shares issued pursuant to the exercise of 7,015,965 of these options will be escrowed for 24 months from date of ASX quotation.

#### Options - \$0.43 expiring 28 July 2024

Range	Number of holders	Number of options	% Total
100,001 - 9,999,999	5	2,800,000	100.00
<b>Total</b>	<b>5</b>	<b>2,800,000</b>	<b>100.00</b>

These securities were issued under an employee incentive scheme.



**Distribution of Equity Securities (cont.)**
**Distribution of Equity Securities (cont.)**
**Options - \$0.43 expiring 28 July 2025**

Range	Number of holders	Number of options	% Total
100,001 - 9,999,999	1	1,200,000	100.00
<b>Total</b>	<b>1</b>	<b>1,200,000</b>	<b>100.00</b>

These securities were issued under an employee incentive scheme.

**Options - \$0.28 expiring 21 December 2026**

Range	Number of holders	Number of options	% Total
100,001 - 9,999,999	1	500,000	100.00
<b>Total</b>	<b>1</b>	<b>500,000</b>	<b>100.00</b>

**Substantial Shareholders**

Substantial shareholders and the number of equity securities in which it has an interest, as shown in the Company's Register of Substantial Shareholders are:

Shareholder	Shares	%
Red Metal Limited	88,500,000	43.98
HSBC Custody Nominees (Australia) Limited	14,150,748	7.03%

**Class of Shares and Voting Rights**

The voting rights attached to ordinary shares, as set out in the Company's Constitution, are that every member in person or by proxy, attorney or representative, shall have one vote when a poll is called, otherwise each member present at a meeting has one vote on a show of hands. No voting rights are attached to any other class of equity security.

**On market buy-back**

There is no current on-market buy back.

