


AUSTRALIAN MICROCAP INVESTMENT CONFERENCE PRESENTATION

30 October 2024



SAUNDERS
INTERNATIONAL

An Australian
multidisciplinary company
providing Engineering,
Construction and
Industrial Asset Services



Acknowledgement of Country

We acknowledge the Traditional Owners and Custodians of Country throughout Australia. We pay our respects to all First Nations peoples and acknowledge Elders past and present.

As a business that works across many locations, we recognise and support their continuing connection to lands, waters, cultures, languages, and traditions.

Introduction

Mark Benson

Managing Director &
Chief Executive
Officer



Saunders is a multidisciplinary Engineering, Construction and Industrial Asset Services company.

Proudly Australian-owned and operated since 1951.

Listed on the Australian Securities Exchange (ASX: SND) since 2007.

Our portfolio blends traditional construction contracts with annuity-style earnings.


About Us

KEY MARKETS

DEFENCE & GOVERNMENT



ENERGY



WATER



RESOURCES & INDUSTRIALS



CORE CAPABILITIES


- 01 Bulk Fluid Storage
- 02 Structural, Mechanical and Piping
- 03 Industrial Automation and Electrical
- 04 Civil Infrastructure
- 05 Industrial Asset Services

About Us



41

major projects in delivery
(as at July 2024)



500+

Team of
employees



8

metropolitan and regional offices
strategically located across Australia,
New Zealand, and Papua New Guinea



- KEY
- Office locations
 - Major projects in delivery

In FY24, we focused on the strategic evolution and targeted growth of our multidisciplinary offering, including leveraging our Piping and Automation acquisitions¹, and ensuring the safe and successful delivery of our work in hand.

1 Piping Solutions was acquired effective 31 October 2023, while the Automation IT acquisition was effective 1 April 2023.

References to 'year', 'Financial Year', '2024', 'FY2024' or 'FY24' all refer to the Financial Year ended 30 June 2024. All dollar figures are expressed in Australian dollars and comparisons are to the same corresponding period in the 2024 Financial Year, unless otherwise stated.

Performance Highlights

Revenue

\$216.1m

↗ 7.6% (FY23 \$200.9m)

Adjusted EBITDA²

\$21.3m

↗ 17.7% (FY23 \$18.1m adjusted)

Adjusted EBITDA Margin²

9.9%

↗ 9.6% (FY23 9.0% adjusted)

Adjusted NPAT²

\$11.3m

↗ 11.9% (FY23 \$10.1m adjusted)

Adjusted Earnings per share (basic)²

9.96 cents

↗ 5.4% (FY23 9.45 cents adjusted)

Annual dividend distribution

4.25 cents

53.8% payout (FY23 4.0 cents) *Fully Franked*

Cash

\$19.8m

↗ 54.7% (FY23 \$12.8m)

Order book

\$189.3m at 31 July 2024

↘ 5.8% (\$201.0m at 31 July 2023)

Pipeline

\$2.0b at 31 July 2024

↗ 25.0% (\$1.6b at 31 July 2023)

2 The FY24 and FY23 Statutory EBITDA, EBITDA Margin, NPAT and Earnings per share have been adjusted to add back the impact of acquisition related expenses incurred by Saunders which are considered non-recurring. See page 20 for further details.

Major Projects Secured

\$9.3 million

Lytton Refinery Future Fuels
Desulphurisation project, QLD

Client: Ampol

Announced: 6 July 2023

\$44.2 million

Pelican Point Terminal diesel storage
expansion, SA

Client: Quantem

Announced: 31 July 2023

\$17.7 million

Water sector contracts

Bald Hill Tanks, Sunbury, VIC
(Aqua Metro) and Marsfield Reservoir New Build,
Marsfield, NSW (Confluence Water)

Announced: 30 May 2024

\$31.5 million

Kalgoorlie Consolidated Gold Mines
(KCGM), WA

Client: Northern Star Resources

Announced: 5 August 2024

\$20.59 million

Four new civil infrastructure projects, NSW

Client: Local councils,
NSW Government, Federal Government.

Announced: 7 August 2024

STRATEGIC PARTNERSHIP

ORG Biomethane Memorandum
of Understanding (MOU)

Client: Optimal Renewable Gas (ORG)

Partnership announced: 6 February 2024



Additional Highlights



ACQUISITION OF PIPING SOLUTIONS

This acquisition, effective from 31 October 2023, boosts Saunders' strategic Defence expansion and enhances structural, mechanical and piping capabilities in our key markets.



DIVESTMENT OF PRECAST OPERATIONS

Effective 30 April 2024, SND's Precast Operations in Redhead NSW were sold to Evolution Precast Systems. This will not have a material impact on results.



SAFETY PERFORMANCE

In FY24, we achieved a TRIFR₁₂ metric of 1.35 as of June 2024 (based on 1 million hours worked), representing an 83.9% decrease from 8.39 in June 2023*.



FUTURE FOUNDATIONS

Our First Reconciliation Action Plan

Continued improvement in supply chain

Customer Engagement Program

Together for Safety Program

*Note: This TRIFR metric does not include Piping Solutions' safety statistics, as the business was acquired partway through the financial year.

Corporate Snapshot

CAPITAL STRUCTURE

ASX Code	SND
Ordinary shares on issue 30 June 2024	116,821,531
Share price as of 30 June 2024	81.0 cents
Market capitalisation 30 June 2024	\$94.6m

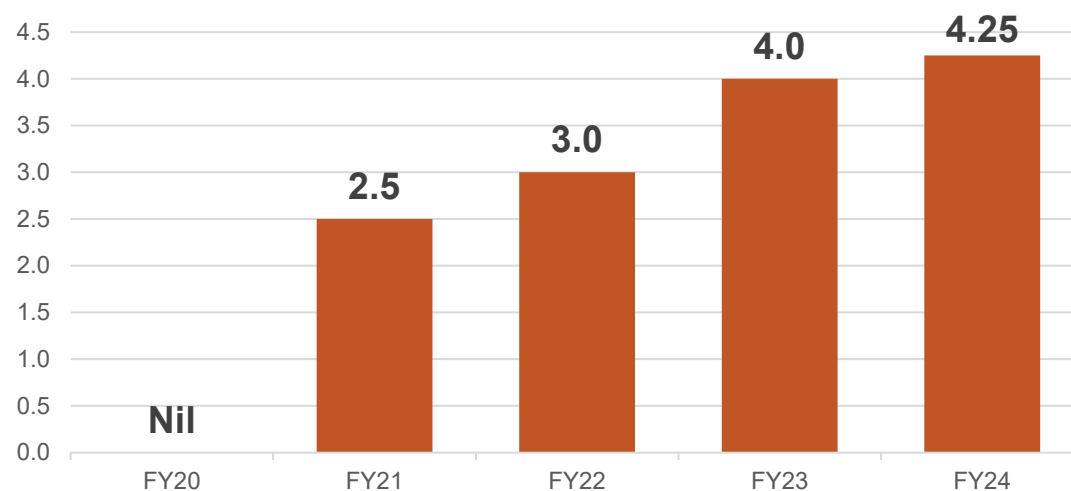
BOARD AND SENIOR MANAGEMENT

Nicholas Yates	Non-Executive Director & Chairman
Greg Fletcher	Non-Executive Director
Brendan York	Non-Executive Director
Mark Benson	Managing Director & Chief Executive Officer
Alex Dunne	Chief Financial Officer & Co-Company Secretary

SUBSTANTIAL SHAREHOLDERS AT 30 JUNE 2024

NAOS Asset Management	24.02%
Mr. Desmond Bryant	22.09%
Anacacia Pty Ltd	11.24%
Mr. Timothy Burnett	10.06%

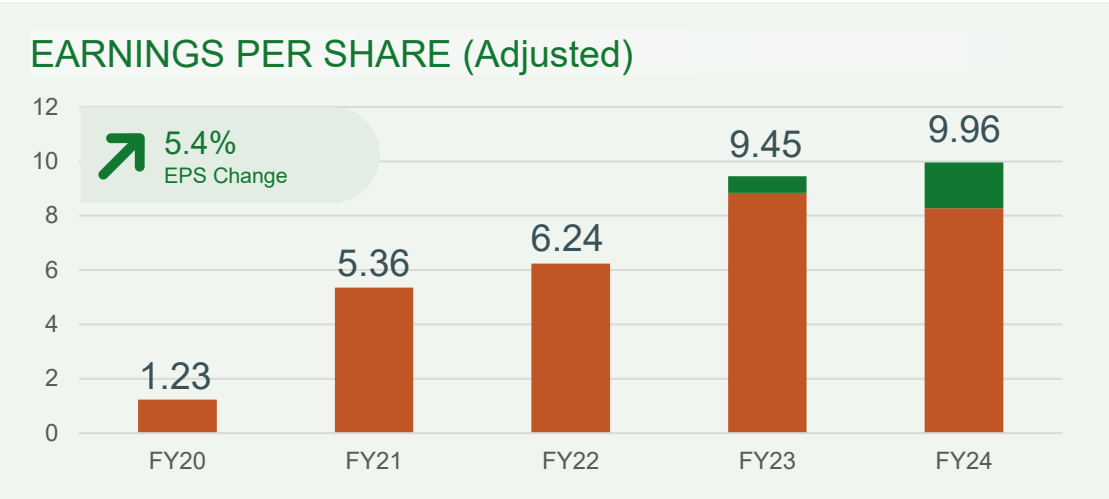
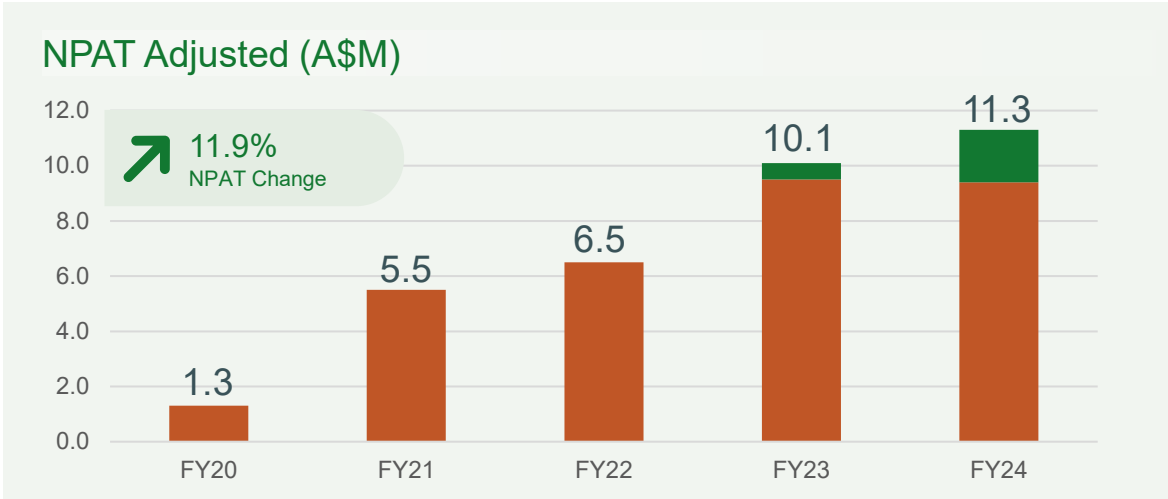
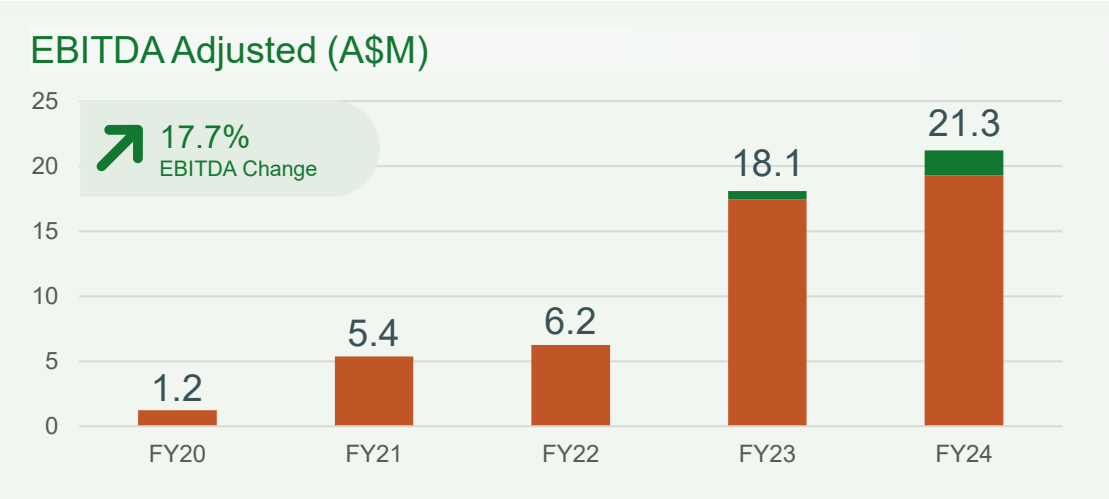
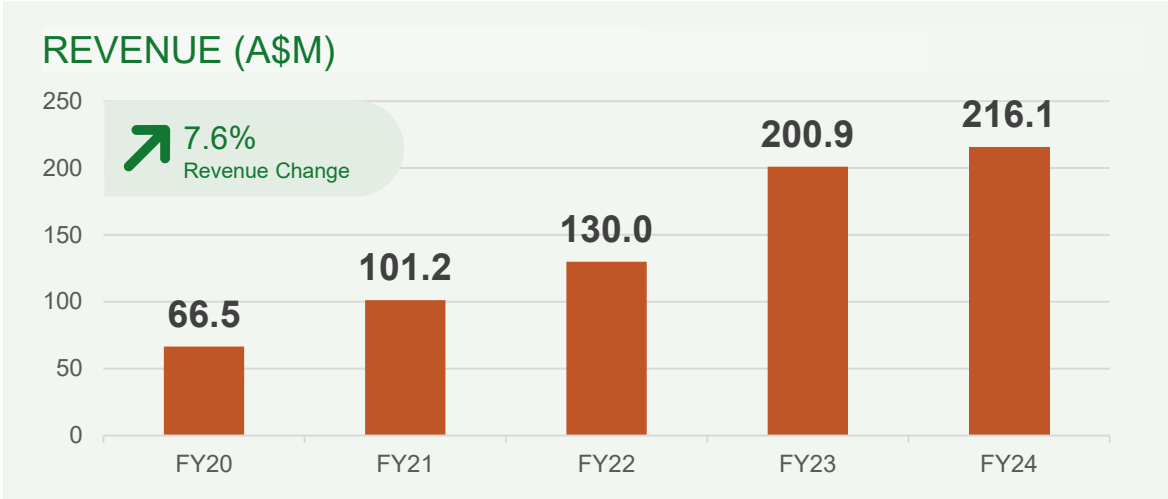
SND ANNUAL DIVIDEND HISTORY (cents per share)



Financial Highlights

KEY

- Statutory financial results
- Statutory financial results adjusted for the impact of business acquisition-related expenses

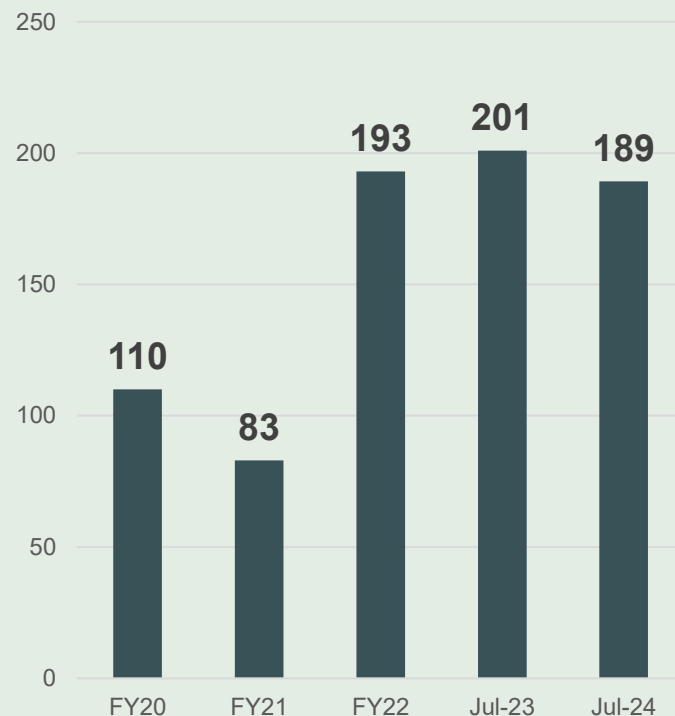


Orderbook Analysis

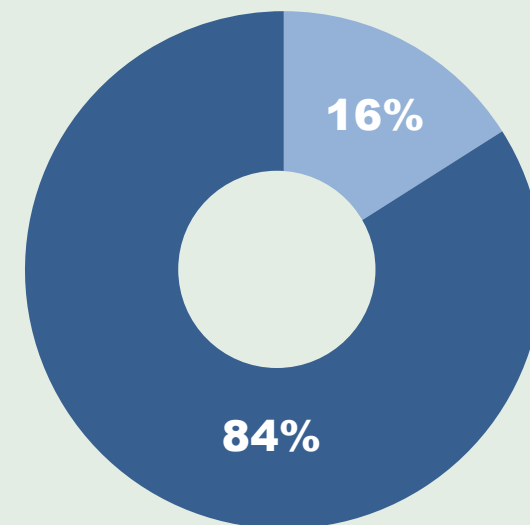
Saunders remains well-positioned for long-term opportunities in our key markets: Defence & Government, Energy, Water and Resources & Industrials.

This is underpinned by solid fundamentals, expanded service offerings in automation and piping, strong orderbook, deep pipeline and our strong balance sheet.

ORDERBOOK (A\$ million)



SUSTAINABILITY RELATED ORDERBOOK



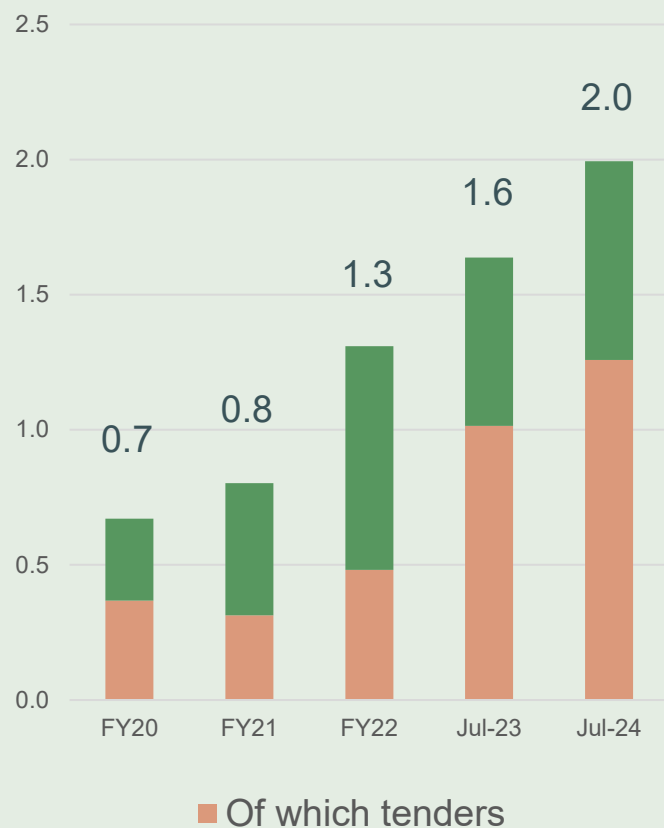
Traditional Projects

Sustainability Related Projects

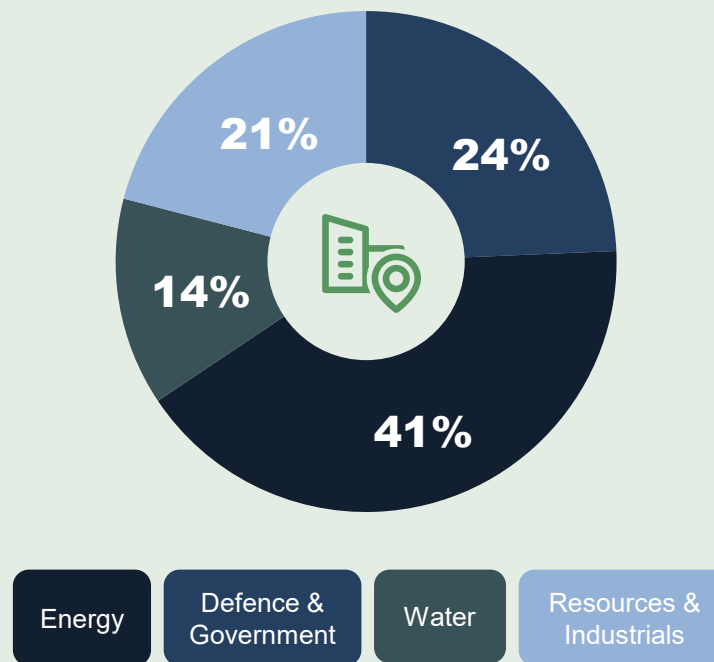
Continued expansion into sustainability related projects as Australia undergoes its energy transition

Pipeline Analysis

LIVE TENDER PIPELINE (\$ billion)

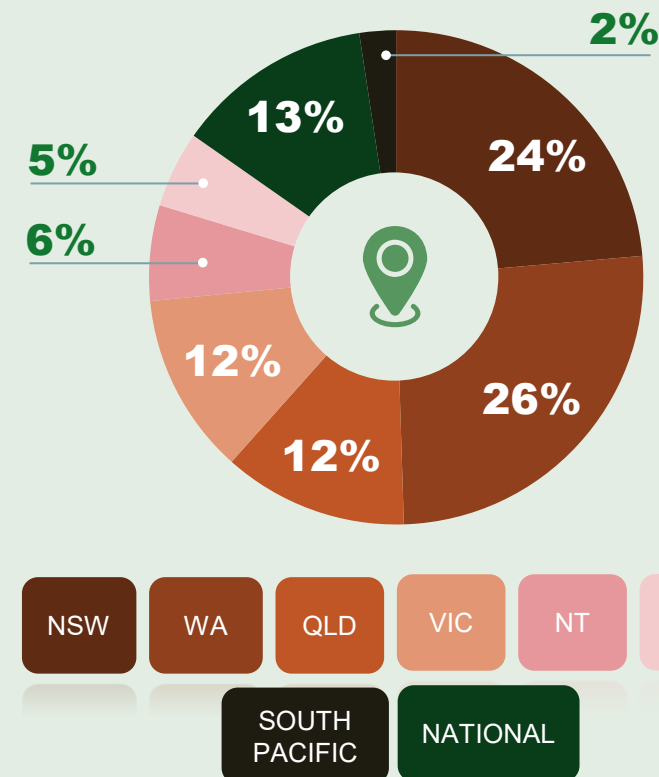


PIPELINE BY MARKET



Balanced market focus delivering diversified risk, with consistent income over time

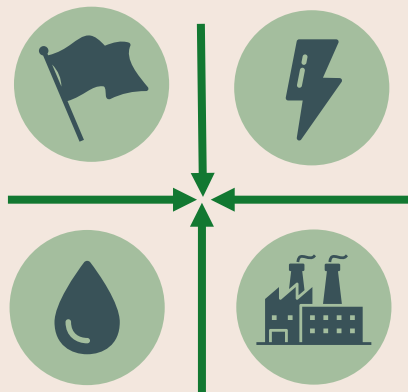
PIPELINE BY REGION



National footprint making Saunders the local partner across Australia

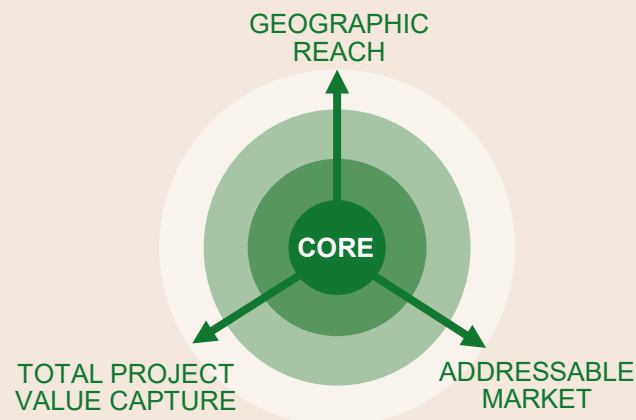
Delivering on Saunders' Strategy

Client Focus




Align service offerings with the unique requirements of key markets to establish new long-term relationships and strengthen existing ones.

Expanding our core







Expand core capabilities through strategic acquisitions to better meet client requirements and increase our addressable market.

Integrate and Simplify



Integrate capabilities into a seamless multidisciplinary delivery platform that offers clients an efficient, predictable project experience while establishing a solid foundation for organic growth.

Market Outlook

	DEFENCE & GOVERNMENT 	WATER 	ENERGY 	RESOURCES & INDUSTRIALS 
OUTLOOK	Following delays from the National Defence Review, investment in the modernisation and expansion of fuel infrastructure is set to accelerate, with \$3.7b–\$4.8b of directly addressable fuel infrastructure spend announced.	Ongoing investment in water infrastructure across metro and regional areas, with large capital programs in NSW, VIC, QLD, and WA, including Sydney Waters \$34b 10-year asset renewal program.	Continued expansion of bulk fluid storage and transfer infrastructure, along with emerging opportunities in new energy, such as biogas and sustainable aviation fuel.	Resources & Industrials are central to Saunders' offerings. Critical minerals and fluctuating commodity prices present new opportunities.
DEMAND DRIVERS	Elevated geopolitical tensions and aging Defence fuel infrastructure.	Population growth in major capitals and regional centres. Focus on water security and aging infrastructure.	Infrastructure modernisation, fuel security, and energy transition.	Global economic growth and infrastructure investment, commodity prices and technological advancements.
KEY CLIENTS	Australian Dept. of Defence, Tier 1 contractors to Defence. Local Government Authorities, Transport for NSW.	Sydney Water and delivery partners (Confluence, D4C, West Region), Aqua Metro, Water Corporation (WA).	Ampol, bp, Mobil, Viva Energy, UGL, AGL, Vopak.	Northern Star Resources, Orica, Anglo Coal.
SAUNDERS PROJECTS	RAAF Base Tindal, RAAF Base Darwin, Larrakeyah Defence Precinct, bridge constructions.	Aqua Metro Bald Hill, Confluence Water Marsfield reservoir.	Quantem Pelican Point, Lytton Refinery, Altona terminal conversion, bp Kwinana Renewable Fuels Project.	Northern Star KCGM CIL3 and Orica Kooragang Island NH4 Tank ECI

Defence Opportunity Landscape

Defence funding will continue to grow over the next decade, with forecast spending of \$100b per annum by 2033-34 and \$765b **between now and 2033-34.**



01

\$3.7b - \$4.8b (circa \$2.0b SND addressable)

Theatre Logistics (Fuel)

will be spent to develop and enhance fuel holding, storage, and distribution capabilities.

02

\$14b - \$18b (circa \$2.0b SND addressable)

Northern Bases

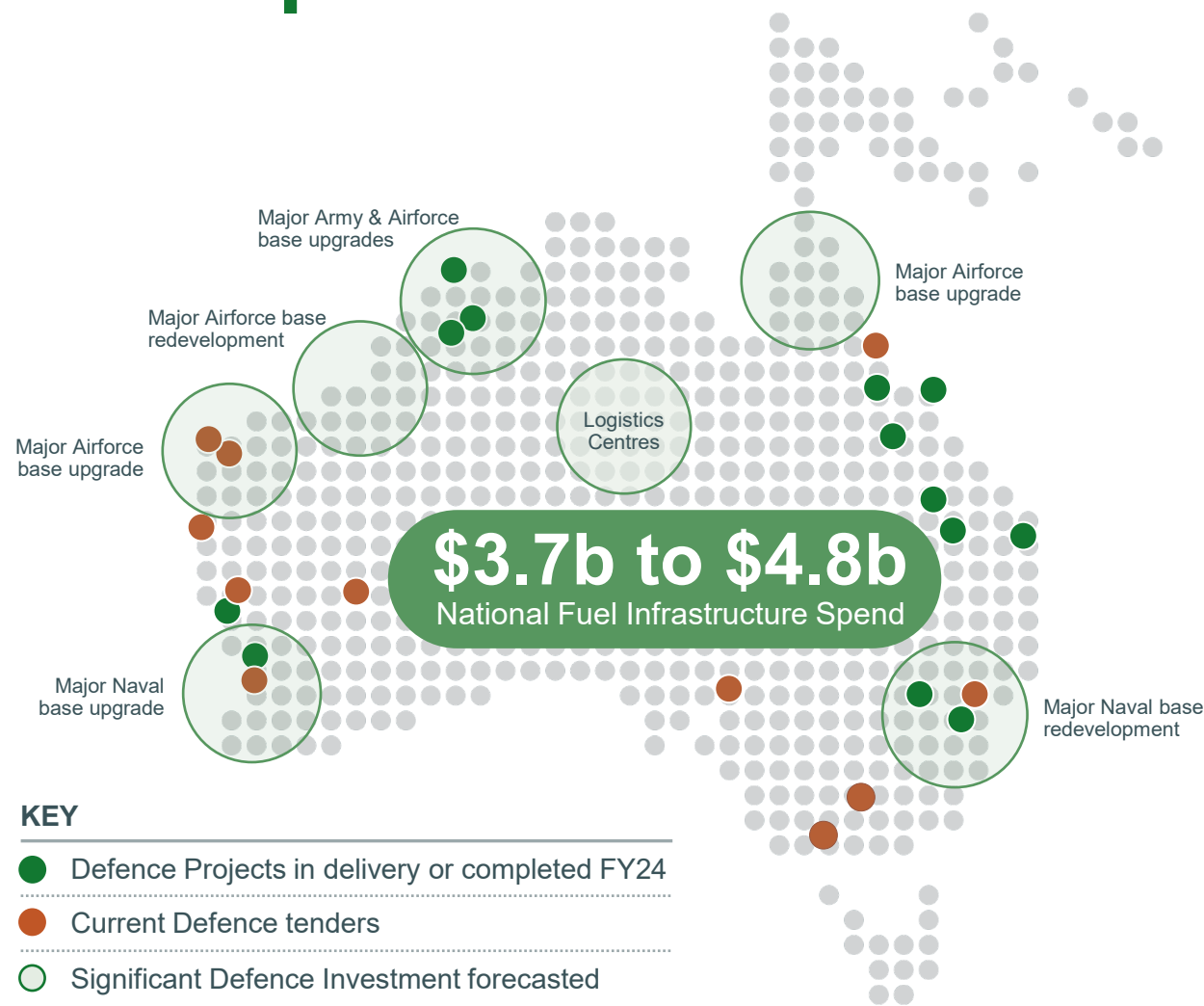
will be spent on base upgrades across Australia's North. This will include significant infrastructure upgrades.

03

\$11b - \$15b (circa \$1.0b SND addressable)

Theatre Logistics (Logistics Centres)

will be spent to develop new logistics centres in central and northern Australia - these logistic centres will require significant infrastructure upgrades.



Strategy In Action

Larrakeyah Defence Precinct Fuel Infrastructure SMP (Marine)

% OF PROJECT
VALUE
CAPTURED

01 Bulk Fluid Storage 24%

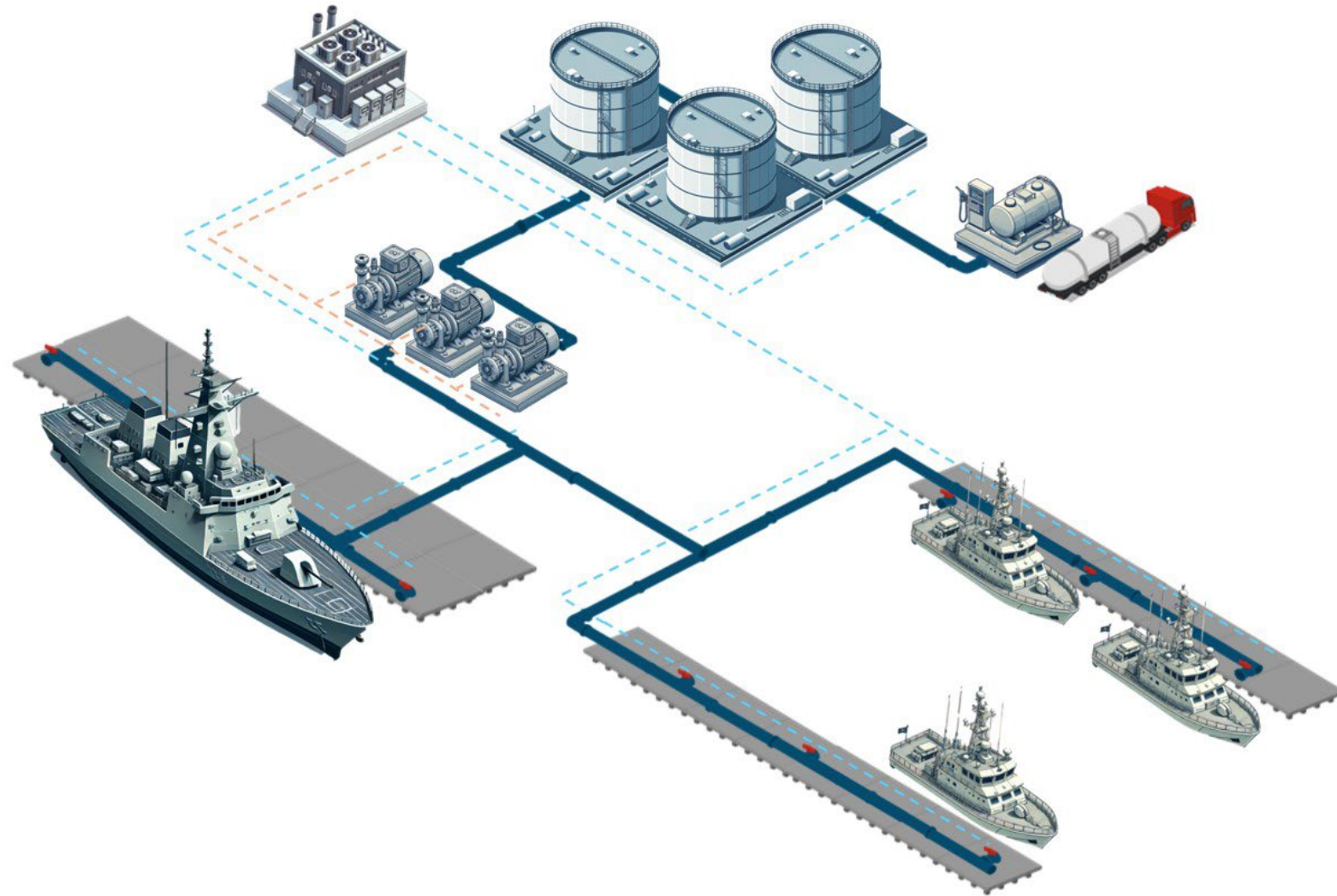
02 Structural, Mechanical
& Piping 34%

03 Industrial Automation
& Electrical 19%

Value: \$33.7 million

Location: Darwin, NT

Refer detailed project profile on page 24 of this presentation.



Strategy In Action

Western Sydney Airport

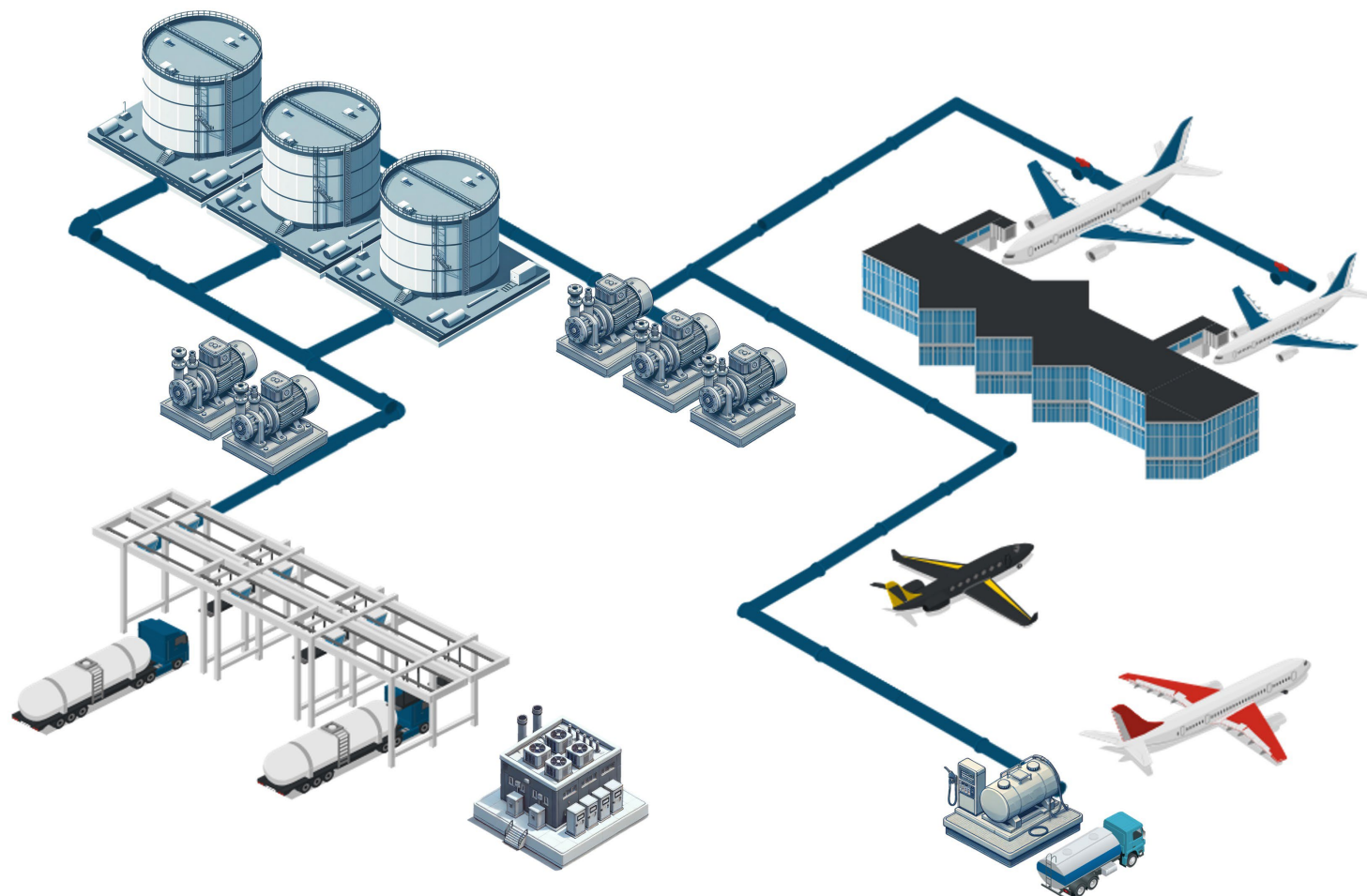
% OF PROJECT
VALUE
CAPTURED

- | | | |
|----|------------------------------------|-----|
| 01 | Bulk Fluid Storage | 14% |
| 02 | Structural, Mechanical & Piping | 45% |
| 03 | Industrial Automation & Electrical | 18% |
| 04 | Civil Infrastructure | 6% |

Value: \$70.0 million.

Location: Luddenham, NSW

Refer detailed project profile on page 28 of this presentation.



Outlook

Positioned for further growth

Bulk fluid storage and transfer specialist with limited direct opposition

Increasing project size and addressable market from expanded multidisciplined capabilities

Strong defence fuel credentials and track record positions us well for increased defence infrastructure spend over the next decade

Continued expansion into sustainability-related projects as Australia undergoes its energy transition



APPENDIX 1

Financials



Statutory Income Statement

A\$000	FY24	FY23	%
Revenue	216,079	200,886	7.6%
Other Income	439	304	44.4%
Materials & third-party costs charged to projects	(108,675)	(115,078)	(5.6%)
Employee benefits expense	(77,050)	(60,754)	26.8%
Motor vehicle expense	(413)	(426)	(3.1%)
Occupancy and operating lease expense	(1,191)	(866)	37.5%
Other expenses	(9,757)	(6,614)	47.5%
EBITDA	19,432	17,452	11.3%
Depreciation expense	(4,292)	(3,036)	41.4%
EBIT	15,140	14,416	5.0%
Interest Income	117	132	(11.4%)
Finance Costs	(653)	(397)	64.5%
Profit before income tax	14,604	14,151	3.2%
Income tax (expense)	(5,241)	(4,660)	12.5%
Profit after income tax	9,363	9,491	(1.3%)
Basic (cents per share)	8.27	8.84	(6.4%)
Diluted (cents per share)	8.16	8.71	(6.3%)

KEY INSIGHTS

- Revenue growth of 7.5% driven by acquisitions of Piping Solutions (8 months revenue in FY24 from 31 October 2023) and Automation IT (12 months revenue in FY24, compared to 3 months in FY23), partly offset by sale of the Precast operations effective 30 April 2024.
- FY24 and FY23 effective tax rates of 35.9% and 32.9%, respectively, have been impacted by business acquisition related expenses.
- Refer to following page for presentation of adjusted statutory financial results reflecting the addback of business acquisition related expenses.

Non-Statutory Adjusted Income Statement

A\$000	FY24	FY23	%
Revenue	216,079	200,886	7.6%
Other Income	439	304	44.4%
Materials and third-party costs charged to projects	(108,675)	(115,078)	(5.6%)
Employee benefits expense	(77,050)	(60,754)	26.8%
Motor vehicle expense	(413)	(426)	(3.1%)
Occupancy and operating lease expense	(1,191)	(866)	37.5%
Other expenses	(9,757)	(6,614)	47.5%
<i>Adjustments to Addback M&A expenses</i>			
- Automation IT earn-out consideration	1,100	-	100.0%
- M&A Advisor expenses	811	647	25.3%
Sub-Total Adjustments	1,911	647	195.4%
EBITDA (Adjusted)	21,343	18,099	17.9%
Depreciation expense	(4,292)	(3,036)	41.4%
EBIT (Adjusted)	17,051	15,063	13.2%
Interest Income	117	132	(11.4%)
Finance Costs	(653)	(397)	64.5%
Profit before income tax (Adjusted)	16,515	14,798	11.6%
Income tax (expense) (Adjusted)	(5,241)	(4,660)	12.5%
Profit after income tax (Adjusted)	11,274	10,138	11.2%
Basic (cents per share)	9.96	9.45	5.4%
Diluted (cents per share)	9.83	9.30	5.7%

KEY INSIGHTS

In order to demonstrate the better underlying financial performance of the Group for FY24 and FY23, the statutory financial results have been adjusted in the table to the left to add back the impact of expenses incurred in relation to business acquisition related expenses comprising:

- Contingent consideration payable to the vendors of Automation IT recognised as remuneration in the Income Statement (\$1.1 million); and
- Advisor costs incurred on acquisition related activities in FY24 (\$811k) and FY23 (\$647k).

Balance Sheet

A\$000	FY24	FY23
Current assets		
Cash and cash equivalents	19,807	12,833
Trade and other receivables	25,623	23,099
Contract assets	20,566	33,145
Other current assets	897	332
Total current assets	66,893	69,409
Non-current assets		
Property, plant & equipment	14,809	11,495
Right-of-use assets	12,434	4,952
Intangible assets	17,392	3,978
Deferred tax assets	1,671	823
Total non-current assets	46,306	21,248
Total assets	113,199	90,657

A\$000	FY24	FY23
Current liabilities		
Trade and other payables	28,194	25,727
Contract liabilities	5,600	11,174
Current provisions	5,231	6,887
Other financial liabilities	8,100	-
Current tax liability	1,478	2,300
Lease liabilities	2,251	1,838
Total current liabilities	50,854	47,926
Non-current Liabilities		
Provisions	1,358	809
Lease liabilities	9,692	2,647
Total non-current liabilities	11,050	3,456
Total liabilities	61,904	51,382
Net assets	51,295	39,275
Equity		
Issued capital	30,918	24,104
Treasury shares under employee share plan	(1,230)	(1,475)
Share based payments reserve	799	572
Foreign currency translation reserve	(33)	-
Retained earnings	20,841	16,074
Total equity	51,295	39,275

KEY INSIGHTS

- Improved cash and reduced contract assets primarily due to resolution of Project Caymus with Crowley in Oct-23
- Increase in property, plant & equipment and intangible assets due to acquisition of Piping Solutions, effective 31-Oct-23.
- Right-of-use assets and lease liabilities driven by new SND office leases in Rhodes and Perth, along with lease of Piping Solutions office/ workshop facilities.
- Other financial liabilities include contingent consideration for acquisitions of Automation IT (\$1.1m, payable in cash 75% and SND shares 25%) and Piping Solutions (\$7.0m, payable in cash 50% and in SND shares 50%), based on achieving performance conditions.

Cash flow

A\$'000	FY24	FY23
Cash flows from Operating activities	19,321	(14,096)
Cash flows from Investing activities	(5,491)	(3,558)
Cash flows from Financing activities	(6,859)	(6,261)
Net Increase in cash and cash equivalents	6,971	(23,915)
Opening cash on hand	12,833	36,746
Effects of exchange rate fluctuations on cash held	3	2
Closing cash on hand	19,807	12,833

KEY INSIGHTS

- Improved Operating Cash Flows were primarily driven by adjusted EBITDA of \$21.3m compared to gross operating cash flows of \$26.6m representing 124% cash conversion due to the positive impact of finalising Project Caymus with Crowley in Oct-23.
- Net Investing Cash Outflows represent initial cash consideration for acquisition of Piping Solutions (\$4.5m) and payments for capital expenditure (\$2.7m), partly offset by proceeds from the sale of assets (\$1.7m in total; with \$1.3m from sale of precast business assets).
- Net Financing Cash Outflows relate to dividends paid and net repayment of lease liabilities and insurance premium funding.

APPENDIX 2

Key Projects



PROJECT PROFILE

Larrakeyah Defence Precinct Fuel Infrastructure SMP (Marine)

Capability Bulk Fluid Storage, Industrial Automation and Electrical, Structural, Mechanical and Piping

Value \$33.7 million

Location Darwin, NT

This year, Saunders successfully completed a contract for the Larrakeyah Defence Precinct Redevelopment Program (LDPRP), with Laing O'Rourke serving as the Managing Contractor.

Saunders designed and constructed 4 new bulk fuel storage tanks, and undertook the installation of fuel quarantine and sampling systems, offloading and dispensing filtration and pump stations, electrical and instrumentation, and safety and process control systems with connection to site-wide piping and wharf hydrant lines at a major operational defence base.



DEFENCE &
GOVERNMENT



PROJECT PROFILE

RAAF Base Tindal

Capability Bulk Fluid Storage, Industrial Automation and Electrical, Structural, Mechanical and Piping

Value \$31.0 million

Location Katherine, NT

Saunders has been appointed to two projects at RAAF Base Tindal, located south of Darwin. Our initial scope of work at this base includes the design and construction of two new bulk fuel tanks, subcontracted through the Nova Nacap Joint Venture, which is contracted by the Naval Facilities Engineering Command (NAVFAC) Pacific, US Department of Defence.

The project strengthens our relationship with repeat client Nova Nacap while enhancing our capability and track record within the Defence sector.

Separately, in 2022, the independent Piping Solutions business was sub-subcontracted to install critical Fuel Infrastructure for the new Australian Defence Force Fuel Farm at RAAF Base Tindal.

This project includes the installation of an underground pipeline, multiple tanks, a gantry building, a filter building, pumphouses, and an underground line linking to the USAF refuelling system, along with a complex network of valves and large turbine pumps.

This project further highlights the value of our Piping Solutions acquisition.



DEFENCE & GOVERNMENT



PROJECT PROFILE

Port Macquarie Bridges

Capability Civil Infrastructure

Value \$11.2 million

Location Various locations,
Port Macquarie NSW

Saunders was awarded a new contract for \$11.2 million to replace five existing timber bridges across the Port Macquarie Hastings Council area with concrete bridges.

Once finished, the new concrete bridges will reduce future ongoing maintenance costs for the Council and increase connectivity by allowing increased vehicle load limits.

The project is being funded by Council and Transport for NSW under the NSW Government's Fixing Country Bridges Program. The project is due for completion in calendar year 2024.



DEFENCE &
GOVERNMENT



PROJECT PROFILE

Four new bridge projects

We have recently announced that we have been awarded four contracts in the civil infrastructure sector, totalling \$20.59 million.

Each of the four projects includes the demolition of an existing bridge, as well as the design and construction of a new concrete bridge structure. The projects have been funded by local councils, the NSW Government and the Federal Government, aiming to ensure that local road networks are safer and fit-for-purpose for years to come.

The projects include:

Brunners Bridge, Singleton, NSW

Spring Creek Bridge, Narrabri, NSW

Melville Ford Bridge, Aberglasslyn, NSW

Molong Street Bridge and Burrendong Bridge No 1, Dubbo, NSW.

Image: Logans Crossing Bridge, Logans Crossing, NSW completed October 2023.



DEFENCE &
GOVERNMENT



PROJECT PROFILE

Western Sydney Airport

Capability Bulk Fluid Storage, Industrial Automation and Electrical, Structural, Mechanical and Piping

Value \$70.0 million

Location Luddenham, NSW

In late 2022, we were awarded a significant contract by Multiplex to build the aviation fuel terminal at the new Western Sydney International Airport, also known as Nancy Bird Walton Airport. This project showcases our ability to deliver integrated, multidisciplinary solutions by bringing together a Saunders team specialising in both Bulk Fluid Storage and Industrial Automation and Electrical.

This contract includes design and construction of:

- Three aviation fuel storage tanks
- The aviation fuel terminal's mechanical piping, valves, pumps, filters, instrumentation, and controls
- The aviation fuel terminal's electrical services, including cabling and switchboards, SCADA electrical, and controls.

Separately, in 2021, the independent Piping Solutions business was appointed to deliver a new hydrant line. This aspect of the project involves the installation and commissioning of 10.5 km of aviation fuel hydrant lines, leveraging our team's expertise in fuel infrastructure. In 2023, we also secured additional SMP works which connect the newly installed fuel hydrant main system to the fuel farm facility.

This project highlights the value of our new piping expertise in providing a one-stop solution to our clients, reinforcing our commitment to delivering multidisciplinary, integrated capabilities.



PROJECT PROFILE

bp Kwinana Renewable Fuels

Capability Industrial Asset Services

Value \$42.4 million

Location Kwinana, WA

We are particularly proud of our Kwinana Renewable Fuels Project because of its bold sustainability ambitions. We are refurbishing and modifying 25 tanks so they can be used for feedstock or biofuels storage, helping to repurpose bp's former refinery site at Kwinana into a new integrated energy hub.

The project plans to reutilise some infrastructure at the bp Kwinana site to produce lower-carbon fuel products that have the ability to support the decarbonisation of aviation and heavy industry. The project is subject to regulatory and State government approvals.



PROJECT PROFILE

Pelican Point

Capability Bulk Fluid Storage and Industrial
Automation and Electrical

Value \$44.2 million

Location Pelican Point, SA

Our multi-disciplinary in-house engineering and operational teams worked closely with long-term and repeat client Quantem to value engineer, optimise constructability and conduct a full lifecycle analysis on this critical new diesel storage project in Adelaide.

The scope of work includes detailed design, procurement, construction, fabrication, installation, and commissioning of three 30,000 cubic metre diesel storage tanks and associated structural, mechanical and piping infrastructure, adding significant new diesel storage capacity for the fuel industry in South Australia.



PROJECT PROFILE

Barron Gorge Hydroelectric Power Station

Capability Industrial Automation and Electrical

Value \$3.9 million

Location Barron Gorge, QLD

Commissioned in 1963, the Barron Gorge Hydro sources water from the Barron River to produce electricity before releasing the water back into the river.

Barron Gorge Hydro's ability to quickly start its two 33 MW generators makes it an important asset for providing a secure, reliable energy supply for Queensland.

Saunders Automation was contracted by CleanCo Queensland to perform a complete turn-key control system upgrade for the dual turbine 66MW power station including PLC & SCADA systems, OT network infrastructure, installation, testing and commissioning.



ENERGY



PROJECT PROFILE

Bald Hill

Capability Bulk Fluid Storage

Value \$8.4 million

Location Sunbury, VIC

A design and construction contract for two 10 mega-litre water tanks dedicated to storing potable water.

The project is being delivered for Aqua Metro on behalf of Greater Western Water, who are a repeat Saunders end-client.

Saunders will deliver the project under an expedited design and construction program to minimise disruption to local residents. This will be achieved by close engagement with the supply chain and constructing both tanks in parallel.



WATER



PROJECT PROFILE

Marsfield Reservoir

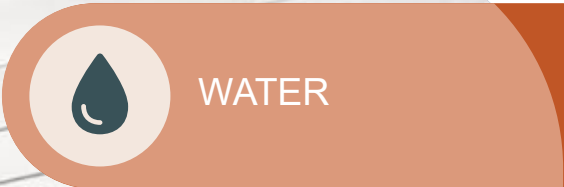
Capability Bulk Fluid Storage

Value \$8.4 million

Location Marsfield, NSW

A design and construction project for a single 10 mega-litre water tank. Saunders has been contracted by Confluence Water to deliver the project for Sydney Water, marking Saunders' fourth tank project with Sydney Water in the last five years.

Saunders will self-perform the complete scope, employing a just-in-time delivery strategy to manage operations efficiently and prevent capacity overload on the highly constrained site. The tank will be delivered with a design life of 100 years, aligning with Sydney Water's asset requirements and long-term growth strategy.



PROJECT PROFILE

Kalgoorlie Consolidated Gold Mines (KCGM) CIL3 Tanks Replacement

Capability Structural, Mechanical and Piping

Value \$31.5 million

Location Kalgoorlie, WA

Saunders has been awarded a \$31.5 million contract by Northern Star Resources to undertake the CIL3 Tanks Replacement project at the Kalgoorlie Consolidated Gold Mines (KCGM) in Western Australia.

This project involves the reconstruction and upgrade of six carbon-in-leach (CIL) tanks, each measuring 12.7 meters in diameter and 13.5 meters in height. The scope also includes associated pipework, structural steel, and interconnecting launders within a complex brownfield environment.

The project aims to increase the throughput and enhance the reliability of the Fimiston Processing Plant by upgrading the third bank of CIL tanks. Saunders' advanced construction methodology ensures that the plant remains fully operational during the project, minimising shutdowns and maintaining continuous revenue for Northern Star Resources.

This project marks Saunders' growing presence in Western Australia, supported by the recent opening of a new regional office in Perth.



RESOURCES &
INDUSTRIALS



PROJECT PROFILE

The Boyne River HDD* Gas Pipeline

Capability Structural, Mechanical and Piping

Value \$3.0 million

Location Gladstone, QLD

In FY24, we replaced 470 metres of gas pipeline beneath the Boyne River, servicing Australia's east coast energy needs. The team faced challenges including proximity to a high-pressure gas line, one of the world's busiest coal port at Gladstone, harsh conditions, and the remote location.

We collaborated with our client and HDD partner, Maxibor Australia, to deliver the project safely and with zero incidents under challenging conditions.

*Horizontal Directional Drilling



RESOURCES &
INDUSTRIALS



IMPORTANT INFORMATION FOR INVESTORS

This presentation has been prepared by Saunders International Limited ("Saunders", "the Company", "The Group") as a summary of the Company and its operations and for general information purposes only.

This presentation is not and should not be considered as an offer or invitation to subscribe for or purchase any securities in Saunders, or as an inducement to make an offer or invitation with respect to those securities. No agreement to subscribe for securities in Saunders will be entered into on the basis of this presentation.

Saunders has not audited or investigated the accuracy or completeness of the information, statements and opinions contained in this presentation. Accordingly, to the maximum extent permitted by applicable laws, Saunders can neither make any representation nor give any assurance, guarantee or warranty, express or implied, nor takes any responsibility and assumes liability for, the authenticity, validity, accuracy, suitability or completeness of, or any errors in or omission from, any information, statement or opinion contained in this presentation.

You should not act or refrain from acting in reliance on this presentation material. This overview of Saunders does not purport to be all inclusive or to contain all information which its recipients may require in order to make an informed assessment of the Company's prospects. You should conduct your own investigation and perform your own analysis in order to satisfy yourself as to the accuracy and completeness of the information, statements and opinions contained in this presentation when making any investment decision.

The contents of this presentation are confidential. This presentation is being provided to you on the condition that you do not reproduce or communicate it or disclose it to, or discuss it with, any other person without the prior written permission of the Company.

The presentation contains certain forward-looking statements which have not been based solely on historical facts but, rather, on Saunders' current expectations about future events and on a number of assumptions which are subject to significant uncertainties and contingencies many of which are outside the control of Saunders and its directors, officers and advisers.

Mark Benson

Managing Director & Chief Executive Officer

(02) 9792 2444 | mark.benson@saundersint.com
Suite 101, Level 1, 3 Rider Boulevard, Rhodes NSW 2138

saundersint.com



SAUNDERS
INTERNATIONAL