



Update - Consistent Results Build More Confidence in the Maronan Project

Maronan Metals Limited (ASX: MMA) ("**Maronan Metals**" or "**the Company**") refers to its announcement of 7 November 2024 "Consistent Results Build More Confidence in the Maronan Project" released to the company announcements platform on the same date ("**Announcement**").

The Company has made the following additions to the Announcement and provides the re-issued Announcement below:

- Inclusion of Appendix 3 – Summary of Resource Estimates for the Maronan Project from ASX:MMA 12 March 2024 – Updated Resource Estimate Fuels Ideas of Early Development Potential of the Shallow Starter Zone; and
- In the Competent Person Statement, inclusion of the following additional comment "It is the opinion of the Company that the elements included in the Metal Equivalent calculation have a reasonable potential to be recovered and sold"

-ENDS-

This announcement was authorised by the Board of Maronan Metals Limited.

For further information on the Company, please visit: maronanmetals.com.au

CONTACT

Richard Carlton

Managing Director

+61 402 298 029

richard.carlton@maronanmetals.com.au

Ian Gebbie

Company Secretary

+61 431 272 148

info@maronanmetals.com.au



Consistent Results Build More Confidence in the Maronan Project

Maronan Metals is pleased to report more wide intercepts of ore-grade silver with lead mineralisation within the Starter Zone at the Maronan Project. Results confirm the strong continuity and steep plunge control to the silver-lead mineralisation adding to our resource confidence.

HIGHLIGHTS

- Assays from **MRN24005** returned:
 - **18.41 metres at 5.3% lead, 146g/t silver (292 g/t Silver Equivalent) including;**
 - **2.91 metres at 9.0% lead, 138 g/t silver (394g/t Silver Equivalent), and**
 - **2.56 metres at 5.9% lead, 381 g/t silver (528g/t Silver Equivalent).**
- **MRN24006** intersected:
 - **11.94 metres at 7.8% lead, 158g/t silver (377 g/t Silver Equivalent) including;**
 - **6.3 metres at 10.7% lead, 207 g/t silver (509 g/t Silver Equivalent).**
- The wide intervals of mineralisation in MRN24005, MRN24006 and the surrounding holes occur within the Eastern Horizons mainly as the soft, bedded carbonate-lead sulphide ore type. These continuous thick intervals of soft ore, together with their steep geometry, offer significant comminution, processing and potentially bulk mining cost advantages.
- The 2024 drill program has surpassed 7,000 metres with assay results from the remaining holes are expected over the next few months.

Maronan Metals Managing Director Richard Carlton commented:

"These consistent results continue to build our confidence in the Maronan resource model. This predictability is a key characteristic of the bedded Maronan silver-lead ore and an essential characteristic for any successful mine development.

Drilling on the down plunge potential of the thickened high-grade zones is ongoing and a resource review will be undertaken early in 2025 once all assay results are at hand."

Maronan Metals Ltd (ASX: MMA) (Maronan or the Company) is an Australian mineral explorer focused on realising the growth potential of the advanced Maronan Silver-Lead and Copper-Gold deposit in the Cloncurry region of Northwest Queensland. The Maronan Project is one of Australia's largest and highest-grade, undeveloped silver resources located just 90km north of the giant Cannington Silver-Lead-Zinc Mine.




Figure 1. Core Photos from MRN24006 showing the interval of high-grade silver-lead mineralisation on the Eastern Horizon – 6.3 metres at 10.7% Lead, 207g/t Silver from 374.7 metres to 381 metres.

DISCUSSION OF RESULTS

Drill holes **MRN24005** and **MRN24006** are part of a fan of drill holes designed at closer spacing (about 30 metres) to understand the shorter-range grade and thickness variability of the bedded sulphide mineralisation at Maronan (Figure 2). Understanding this variability will assist in optimising on-going drill spacing and feed into resource estimation search distance parameters.

MRN24005

MRN24005 is located approximately 30 metres south of MRN24004 and approximately 60 metres up-dip from MRN23007 (Figure 2). Potentially mineable widths of silver-lead sulphide intercepts (Table 1) from both the Western and Eastern Horizons include:

Western Horizons

- 5.2 metres at 4.7% lead, 72 g/t silver (205 g/t Silver Equivalent) from 240.4 metres.

Eastern Horizons

- 18.41 metres at 5.3% lead, 146 g/t silver (292 g/t Silver Equivalent) from 309 metres including,
 - 2.91 metres at 9.0% lead, 138 g/t silver (394 g/t Silver Equivalent) from 312 metres which contains,
 - 2.56 metres at 5.9% lead, 381g/t silver (528 g/t Silver Equivalent) from 324.85 metres.

Several intervals of Copper Zone mineralisation were intersected including:

- 2.0 metres at 1.11% copper, 1.07 g/t gold, 11 g/t silver from 204 metres – Chalcopyrite veins,
- 2.74 metres at 0.38% copper, 0.63 g/t gold, 3 g/t silver from 215 metres – Chalcopyrite veins,
- 8.59 metres at 0.63% copper, 0.37 g/t gold, 5 g/t silver from 226.15 metres – Chlorite Fault zone.

MRN24006

MRN24006 was the fourth and final hole in the group of holes testing short range variability of the mineralisation approximately 40 metres down-dip from MRN24004 reported in September 2024. Significant silver-lead intercepts (Table 1) from the Western and Eastern Horizons include:

Western Horizons

- 4.14 metres at 4.8% lead, 37 g/t silver (176 g/t Silver Equivalent) from 307.86 metres.

Eastern Horizons

- 11.94 metres at 7.8% lead, 158 g/t silver (377 g/t Silver Equivalent) from 369.06 metres which contains,
 - 6.3 metre at 10.7% lead, 207g/t silver (509 g/t Silver Equivalent) from 374.7 metres.

Copper Zone mineralisation was also intersected in MRN24006 including:

- 1.47 metres at 1.4% copper, 1.69 g/t gold, 9 g/t silver from 256 metres – chalcopyrite veins
- 5.3 metres at 1.2% copper, 0.64 g/t gold, 35 g/t silver from 281.65 metres containing,
 - 0.9 metres at 4.93% copper, 1.92 g/t gold, 161 g/t silver from 285 metres – bornite vein.

The consistency in width and grade of mineralisation between MRN24003, MRN24003W1, MRN24004, MRN24005 and MRN24006 shows good short-range repeatability which is essential for successful mine development. The mineralisation occurs within the Eastern Horizons mainly as soft, bedded carbonate-lead sulphide ore type (Figures 3 and 4). This continuous soft ore, together with their steep geometry, offer significant comminution, processing and potentially bulk mining cost advantages.

Ongoing Drill Program

The 2024 drill program (Table 2) has surpassed 7,000 metres with assay results from a further 11 holes expected over the next few months.

Drill holes MRN24002 to MRN24007 (Table 2, Figure 2) focus on thicker mineralised intervals of the Eastern Horizons within the East 30 and East 40 panels. Step-out holes MRN24008 and MRN24009 target the under drilled, shallow extensions to the East 10 horizon.

Drill holes MRN24010, MRN24010W1, MRN23022W1, MRN24011 and MRN24012 test for higher grade lead mineralisation on the Western Horizons.

MRN24013, MRN24013W1 and MRN24014 infill the deeper extensions of the East 30 and East 40 zones within the Starter Zone that will be the focus of drilling for the remainder of the year.

Geotechnical test holes along a potential alignment of an access decline will be drilled to assess likely ground conditions for excavation of a boxcut.

Additional metallurgical test work, geotechnical studies and key permitting activities are ongoing.

Table 1: Summary of assay results from MRN24005 and MRN24006 using a lower cut-off grade of 1 weight percentage for lead, and 0.2 weight percentage for copper

Hole ID	From (m)	Down-hole Intercept (m)	Estimated True Width (m)	Lead wt%	Silver g/t	Zinc wt%	Copper wt%	Gold g/t	Silver Equivalent (g/t)	Mineralised Horizons
MRN24005	181	1.5	1.3	1.8	44	2.4		0.39	94	Vein with Sphalerite and galena
MRN24005	204	2.0	1.7		11		1.11	1.07		Veins with chalcopyrite
MRN24005	215	2.74	2.3		3		0.38	0.63		Veins with chalcopyrite and bornite
includes	217.52	0.22	0.2		21		1.91	4.65		bornite and pyrite
MRN24005	226.15	8.59	7.3		5		0.63	0.37		Chloritic fault zone
Includes	227.91	2.09	1.8		9		0.94	0.48		
includes	234	0.74	0.6		7		1.08	0.61		
MRN24005	240.4	5.2	4.4	4.7	72				205	West Horizon – silica gangue
MRN24005	253.67	0.87	0.7	1.8	47				97	West Horizon – narrow carbonate unit
MRN24005	286	1.0	0.9	1.9	56					Vein with some fluorite
MRN24005	309	18.41	15.6	5.3	146				292	East Horizon – mixed carbonate and pyroxene gangue
Includes	312	2.91	2.5	9.0	138				394	East – Carbonate Gangue
Includes	324.85	2.56	2.2	5.9	381				528	East – Carbonate Gangue
MRN24005	334.1	1.9	1.6	3.1	128				210	East – Pyroxene gangue
MRN24005	341	1.0	0.9	4.9	109				246	East – Pyroxene Gangue
MRN24005	355.25	0.98	0.8	1.7	74				119	East - Pyroxene

Hole ID	From (m)	Down-hole Intercept (m)	Estimated True Width (m)	Lead wt%	Silver g/t	Zinc wt%	Copper wt%	Gold g/t	Silver Equivalent (g/t)	Mineralised Horizons
MRN24006	185	1	0.9	1.6	33				78	Narrow galena vein
MRN24006	256	1.47	1.2		9		1.4	1.69		Chalcopyrite vein/breccia
MRN24006	270.11	0.89	0.8		7		0.55	0.3		Zone with vugs. Chalcocite
MRN24006	281.65	5.3	4.5		35		1.2	0.64		Chloritic fault zone
Includes	285	0.9	0.8		161		4.93	1.92		Chlorite alteration - Some core loss
MRN24006	307.86	4.14	3.5	4.8	37				176	West Horizon – Silica Gangue
MRN24006	354	2	1.7	4.0	131			0.38	240	Narrow galena veins
MRN24006	364	0.76	0.6	1.3	33				69	East Horizon hangingwall
MRN24006	367.03	0.45	0.4	2.8	61				139	
MRN24006	369.06	11.94	10.1	7.8	158				377	East – mixed carbonate/silica gangue
Includes	374.7	6.3	5.4	10.7	207				509	East Horizon – Silica rich
MRN24006	383	4.3	3.7	2.0	54				109	East Horizon – Carbonate Gangue
MRN24006	393.5	1.5	1.3	3.6	128				225	East – Pyroxene Gangue
MRN24006	411	2.32	2	5.1	173				312	East Horizon – Pyroxene Gangue

Note - the equivalent calculation in Table 1 takes into account the preliminary metallurgical results that highlighted simple processing routes to achieve recoveries of 95% for the lead and 93% for the silver (refer to Red Metal ASX announcement dated 29 July 2015). Zinc values have not been used in the lead equivalent calculation due to the lack of metallurgical test work on the zinc-bearing ore types. A Lead price of USD\$2000/t and a silver price of USD\$20/oz have been assumed in these calculations

Table 2: Summary of drilling completed since 1 January 2024

Drill Hole	East	North	RL	Dip	Azimuth	Hole Depth	Target	Assay Results
MRN24001	491381	7670412	211.6	-55	69.5	13.7	Abandoned – stuck rods	Not Assayed
MRN24002	491377	7670414	211.6	-55	69.3	306.9	East Horizon	Reported 6/8/2024
MRN24003	491288	7670447	212.3	-57.5	75.1	414.8	East Horizon	Reported 25/9/2024
MRN24003W1	491288	7670447	212.3	-57.5	75.1	360.9	East Horizon	Reported 25/9/2024
MRN24004	491286	7670447	212.2	-60	85	594.4	East Horizon	Reported 25/9/2024
MRN24005	491290	7670445	212.3	-58	95	468	East Horizon	This Report
MRN24006	491252	7670452	212	-60	85	449.1	East Horizon	This Report
MRN24007	491254	7670490	212.6	-67	85	504.8	East Horizon	At Lab
MRN24008	491557	7670366	210.1	-60	90.1	231.7	East Horizon	At Lab
MRN24009	491420	7670301	210.6	-60	81.6	375.6	East Horizon	At Lab
MRN24010	491126	7670280	212.4	-65	78.6	674.3	West Horizon	To despatch
MRN24010W1	491126	7670280	212.4	-65	78.6	627.7	West Horizon	To despatch
MRN23022W1	490945	7670319	212.9	-66	80.5	651.3	West Horizon	To despatch
MRN24011	491021	7670325	212.8	-62	82	570.4	West Horizon	To despatch
MRN24012	491180	7670270	212.3	-67	85	612	West Horizon	Logging
MRN24013	491200	7670400	212	-67	85	546.6	East Horizon	Logging
MRN24013W1	491200	7670400	212	-67	85	490.5	East Horizon	Logging
MRN24014	491210	7670445	212	-65	85	Plan 486m	East Horizon	In Progress

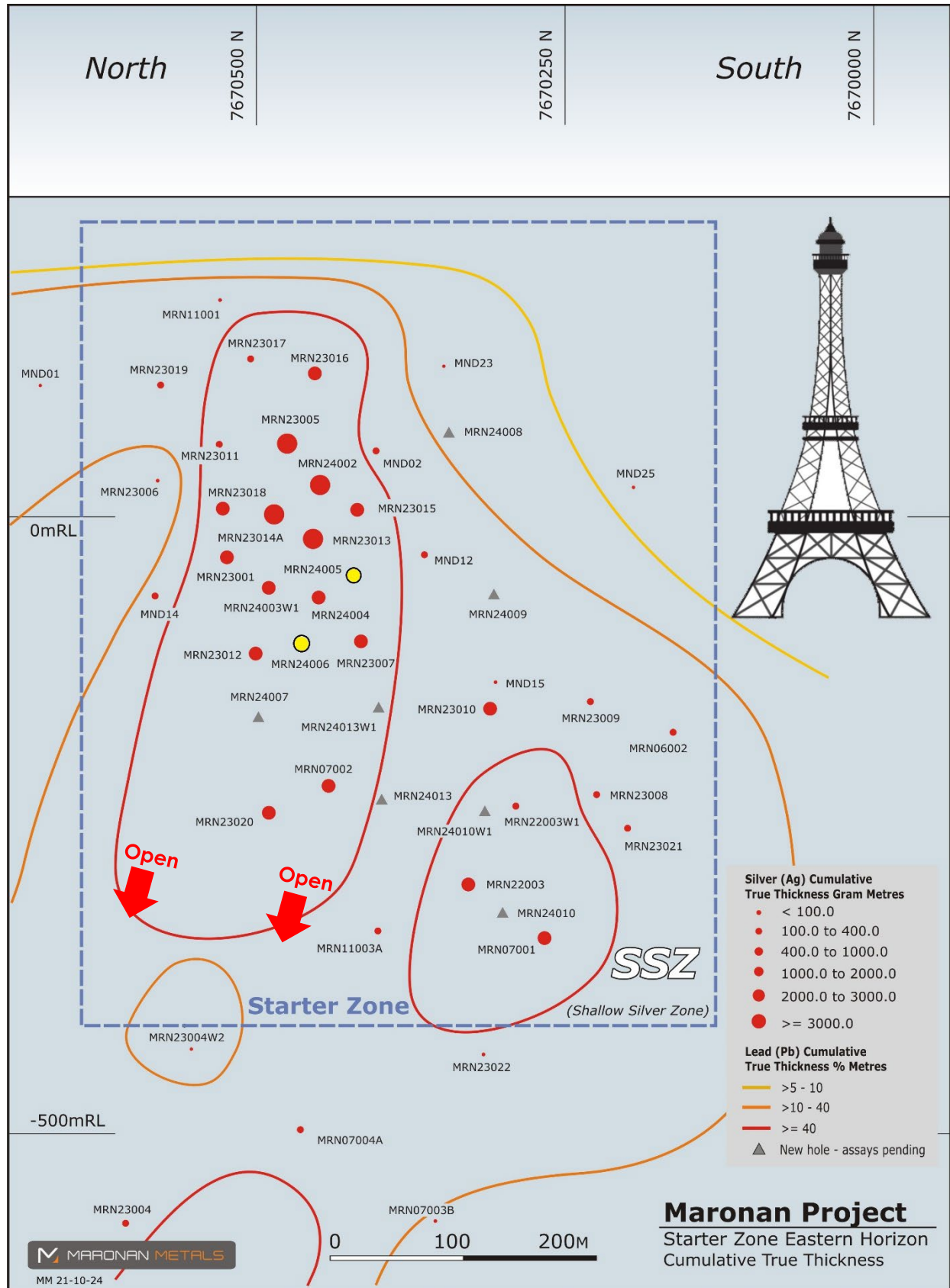


Figure 2: Eastern Horizon long section showing MRN24005, and MRN24006 highlighting strong geological and grade continuity of the silver rich Eastern Horizon and its steep plunge. Drill holes completed in 2024 that are awaiting assay results are shown as grey triangles

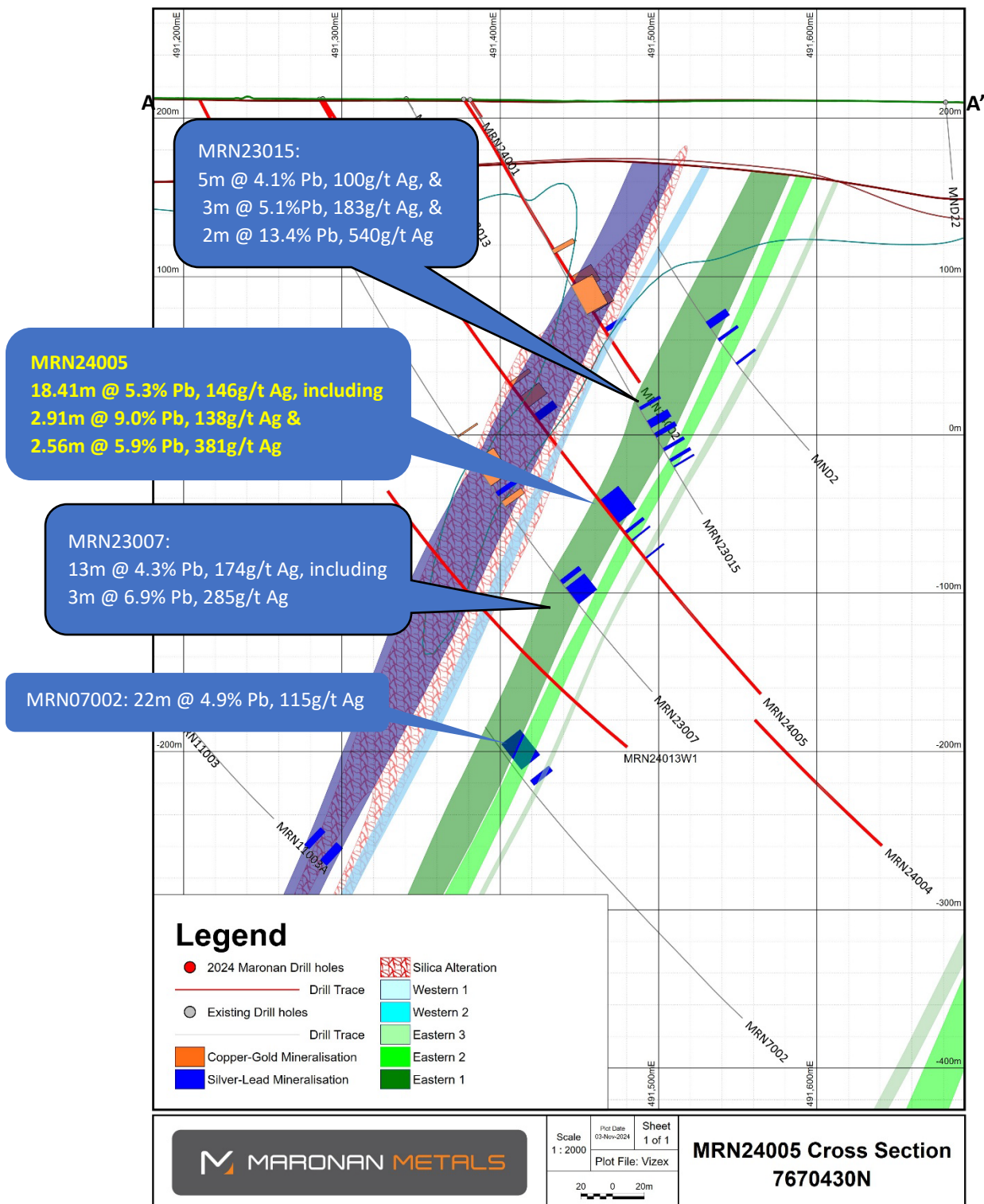


Figure 3: Working cross section looking north showing MRN24005 highlighting strong geological and grade continuity of the Eastern Horizon within the shallow Starter Zone. Refer to Figure 5 for location of this Cross Section (A – A')

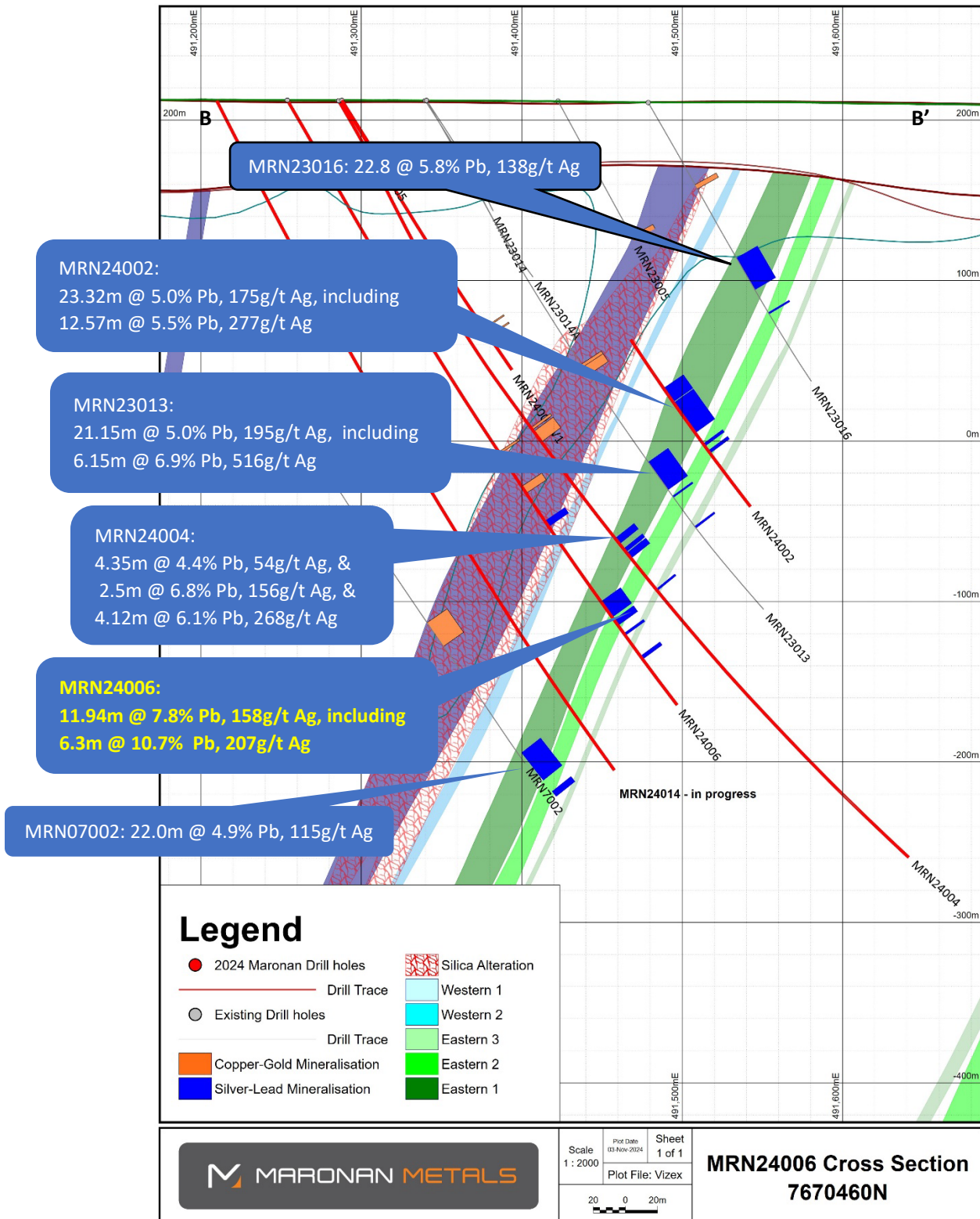


Figure 4: Working cross section looking north showing MRN24006 highlighting strong geological and grade continuity of the Eastern Horizon within the shallow Starter Zone. Refer to Figure 5 for location of this Cross Section (B – B')

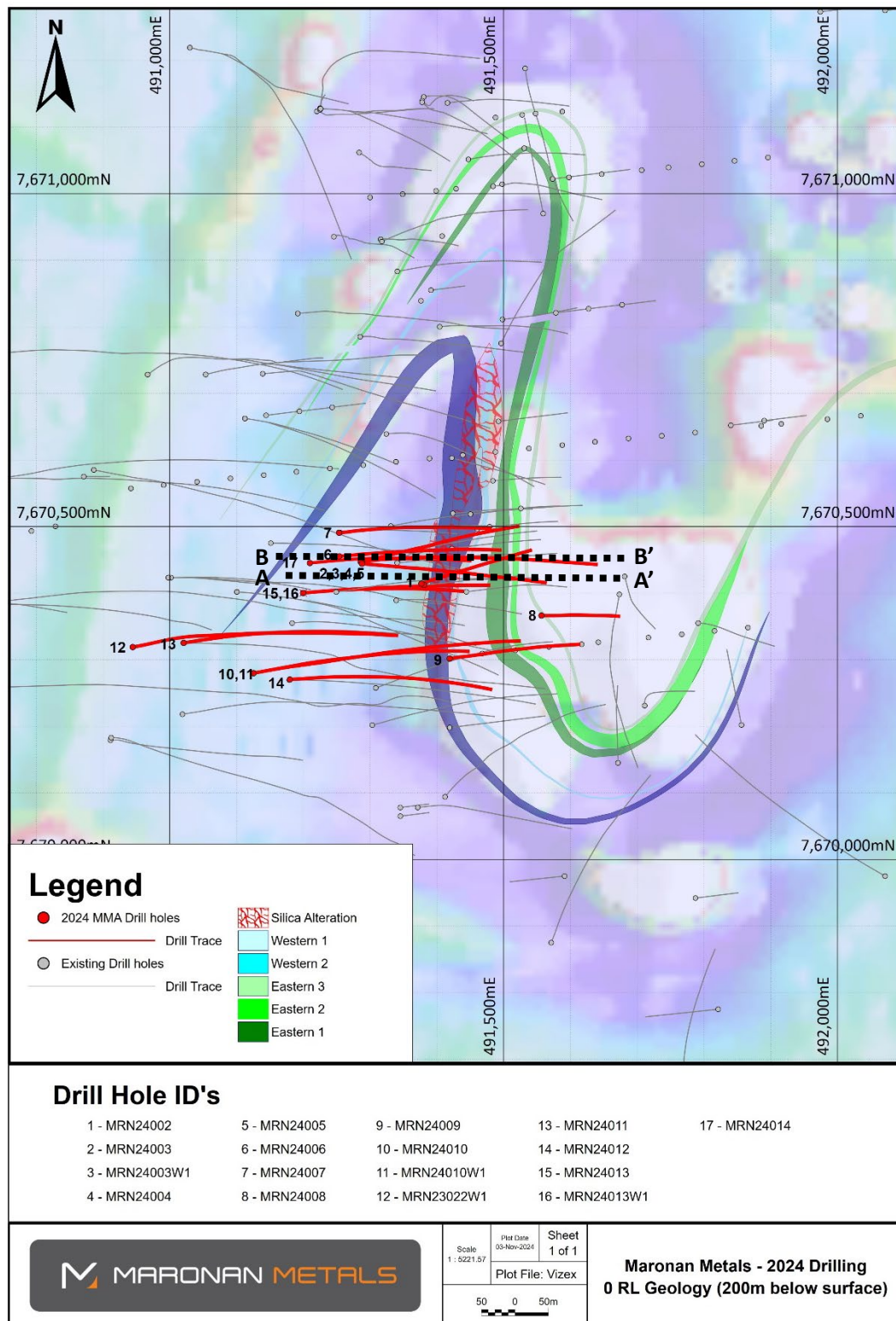


Figure 5: Plan view of 2024 drilling completed and in progress at the Maronan Project with respect to key geological horizons. Section A – A' defines the cross section for MRN24005 Figure 3 in this report. Section B – B' defines the cross section for MRN24006 which is Figure 4 in this report. This announcement was authorised by the Board of Maronan Metals Limited.

For further information on the Company, please visit: maronanmetals.com.au

CONTACT

Richard Carlton

Managing Director

+61 402 298 029

richard.carlton@maronanmetals.com.au

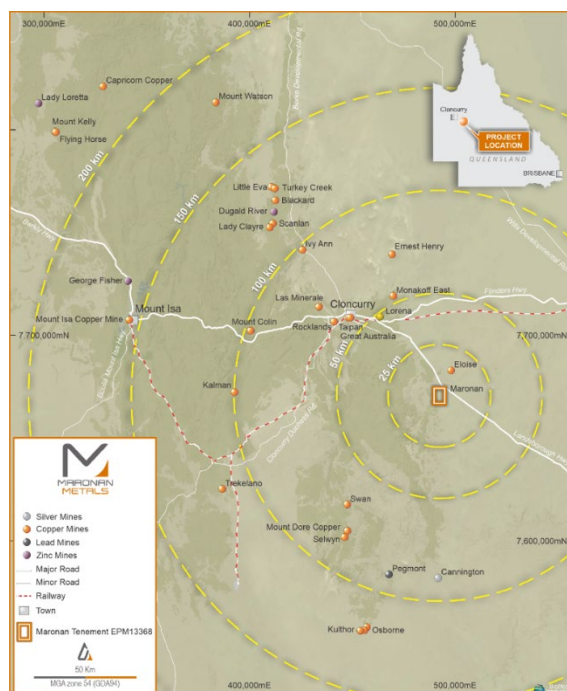
Ian Gebbie

Company Secretary

+61 416 068 733

ian.gebbie@maronanmetals.com.au

Maronan Metals Limited (ASX:MMA) is an Australian mineral explorer focused on realising the growth potential of the advanced Maronan copper-gold and silver-lead deposit in the Cloncurry region of northwest Queensland - one of Australia's most productive mineral provinces.



As at 2024, the Maronan project contains JORC 2012 compliant Inferred and Indicated Resources of:

- 32.1 Mt @ 6.1% lead with 107 g/t silver (using >3% lead cut-off grade) including,
 - 2.1 Mt @ 5.3% lead with 155 g/t silver (using >3% lead cut-off grade) Indicated Resource,
- 32.5 Mt @ 0.84% copper with 0.61 g/t gold and 7 g/t silver (using >0.4% copper cut-off grade),
- 1.8 Mt @ 1.24 g/t gold (using >1.0 g/t gold cut-off grade).

ASX:MMA 12 March 2024, "Updated Resource Estimate Fuels Ideas of Early Development Potential of the Shallow Starter Zone". Refer to Appendix 3 for Resource Tables,

Work to date has reinforced our understanding of the deposit's geometry and significant size potential while metal and grade variations allow considerable flexibility and optionality in how the resources can be appraised.

COMPETENT PERSONS STATEMENT

The information in this report that relates to Exploration Results is based on and fairly represents information and supporting documentation compiled by Mr Andrew Barker, who is a member (#6299) of the Australian Institute of Geoscientists (AIG). Mr Barker is the Exploration Manager of the Company. Mr Barker has sufficient experience which is relevant to the style of mineralisation and type of deposit under consideration and to the activity which he is undertaking to qualify as a Competent Person as defined in the 2012 Edition of the "Australasian Code for Reporting of Exploration Results, Mineral Resources and Ore Reserves" (the JORC Code). Mr Barker consents to the inclusion in the report of the matters based on his information in the form and context in which it appears.

The Mineral Resource Estimate in this announcement for the Maronan project was initially reported in the Company's ASX release dated 12 March 2024, titled "Updated Resource Estimate Fuels Ideas of Early Development Potential of the Shallow Starter Zone". Maronan Metals confirms that no new information or data materially affects the information included in the original announcement. For the estimates of Mineral Resources, all material assumptions and technical parameters underpinning the estimates in the relevant market announcement continue to apply and have not materially changed. The Company confirms that the form and context in which the Competent Persons' findings are presented have not been materially modified from the original market announcements.

Silver Equivalent Calculation

Silver Equivalent was calculated using the formula: $AgEq = ((Ag \text{ (ppm)} * Agrec * Agprice) + (Pb \text{ (\%)} * Pbrec * Pbprice)) / Agprice$

- Ag (ppm) is the assay grade in parts per million of silver
- Ag price is the value of 1g/t silver based on a price assumption of \$USD20/ounce). In this instance the value of \$0.643
- Ag rec is the estimated silver recovery from metallurgical testwork at Maronan of 93%.
- Pb (%) is the weight percent assay grade for Lead
- Pb price is the value of 1% Lead based on a price assumption of \$USD2000/tonne). In this instance the value of \$20
- Pb rec is the estimated silver recovery from metallurgical testwork at Maronan of 95%
- The formula calculates the value of metal for Silver and Lead and divides by the value of 1g/t silver to calculate the silver Equivalent value
- This Silver Equivalent calculation does not take into account any assumptions about payability, treatment costs or refining cost. Zinc is not included in the Silver Equivalent calculation as no metallurgical test work on zinc containing material has been conducted at this point in time, and the distribution of zinc is poorly constrained
- It is the opinion of the Company that the elements included in the Metal Equivalent calculation have a reasonable potential to be recovered and sold

APPENDIX 1. JORC CODE, 2012 EDITION – TABLE 1 REPORT TEMPLATE

1.1 Section 1 Sampling Techniques and Data

(Criteria in this section apply to all succeeding sections.)

Criteria	JORC Code explanation	Commentary
Sampling techniques	<ul style="list-style-type: none"> Nature and quality of sampling (eg cut channels, random chips, or specific specialised industry standard measurement tools appropriate to the minerals under investigation, such as down hole gamma sondes, or handheld XRF instruments, etc). These examples should not be taken as limiting the broad meaning of sampling. Include reference to measures taken to ensure sample representivity and the appropriate calibration of any measurement tools or systems used. Aspects of the determination of mineralisation that are Material to the Public Report. In cases where 'industry standard' work has been done this would be relatively simple (eg 'reverse circulation drilling was used to obtain 1 m samples from which 3 kg was pulverised to produce a 30 g charge for fire assay'). In other cases more explanation may be required, such as where there is coarse gold that has inherent sampling problems. Unusual commodities or mineralisation types (eg submarine nodules) may warrant disclosure of detailed information. 	<ul style="list-style-type: none"> The majority of samples for this report were half-core sampling of diamond drill core. A subset of samples in MRN24005 between 317 – 327.41m; 334.1 – 342.62; & 352.4 – 356.23 downhole and MRN24006 between 364 – 401m downhole, were sampled by Quarter core so that half core samples for these intervals could be taken for metallurgical testwork. Core has been cut using an automatic corewise core saw. Samples have been submitted for assay analysis with ALS Global at the Mt Isa Laboratory. Samples are crushed and pulverized to 85% passing 75um. Samples are then assayed using the Au-AA25 (30g fire assay) completed at ALS Townsville and ME-MS61 assay methods (48 element ICP-MS suite) completed at ALS Brisbane. For samples that return over-limit assays from the ME-MS61 assays, samples are re-assayed using the OG62 method. Maronan Metals has included standard and blank samples to monitor laboratory performance at a rate of approximately 1:25 samples. In addition to this, ALS has also included addition standard and blank materials to monitor the performance of the laboratory.
Drilling techniques	<ul style="list-style-type: none"> Drill type (eg core, reverse circulation, open-hole hammer, rotary air blast, auger, Bangka, sonic, etc) and details (eg core diameter, triple or standard tube, depth of diamond tails, face-sampling bit or other type, whether core is oriented and if so, by what method, etc). 	<ul style="list-style-type: none"> MRN24005 – Diamond Drilling. PQ3: 0 – 68.7m; HQ3: 68.7 – 362.6m; NQ2: 362.6 – 468.6m MRN24006 - Diamond Drilling. PQ3: 0 – 48.7m; HQ3: 48.7 – 301m; NQ2: 301 – 449.1m HQ and NQ drill core was oriented using the Reflex ACT3 digital orientation tool
Drill sample recovery	<ul style="list-style-type: none"> Method of recording and assessing core and chip sample recoveries and results assessed. Measures taken to maximise sample recovery and ensure representative nature of the samples. Whether a relationship exists between sample recovery and grade and whether sample bias may have occurred due to 	<ul style="list-style-type: none"> Drill core recovery is recorded for each drilling run. The length of the run and the length of recovered drill core is recorded on core blocks completed for each core run. This is converted into a recovery percentage per drill run during drill core logging. Where poor ground is expected – triple tube drilling techniques are used to maximise drill core recovery.

Criteria	JORC Code explanation	Commentary
	<i>preferential loss/gain of fine/coarse material.</i>	<ul style="list-style-type: none"> Overall – drill recoveries are very good. There is some core loss drilling through the transported cover sequence. Core loss affected one of the copper intervals in MRN24006. This may result in under-calling the true copper grade. It is not known at this point in time whether there is a relationship between sample recovery and grade, or whether sample bias has occurred due to preferential loss or gain of material.
Logging	<ul style="list-style-type: none"> Whether core and chip samples have been geologically and geotechnically logged to a level of detail to support appropriate Mineral Resource estimation, mining studies and metallurgical studies. Whether logging is qualitative or quantitative in nature. Core (or costean, channel, etc) photography. The total length and percentage of the relevant intersections logged. 	<ul style="list-style-type: none"> Drill core has been logged for lithology, alteration and mineralisation and geotechnical RQD has been recorded. Specific Gravity measurements have been taken using the Archimedes Method (Dry Weight/(Dry Weight – Wet Weight)). Magnetic Susceptibility reading have been collected using a K10 Magnetic Susceptibility machine. Logging of lithology and alteration is qualitative. Logging is sulphide mineralisation considered to be semi-quantitative in nature. All drill core has been photographed The total length (100%) of recovered drill core for each drill hole has been logged.
Sub-sampling techniques and sample preparation	<ul style="list-style-type: none"> If core, whether cut or sawn and whether quarter, half or all core taken. If non-core, whether riffled, tube sampled, rotary split, etc and whether sampled wet or dry. For all sample types, the nature, quality and appropriateness of the sample preparation technique. Quality control procedures adopted for all sub-sampling stages to maximise representivity of samples. Measures taken to ensure that the sampling is representative of the in-situ material collected, including for instance results for field duplicate/second-half sampling. Whether sample sizes are appropriate to the grain size of the material being sampled. 	<ul style="list-style-type: none"> Drill core was cut in half using an automatic core saw. Drill core was cut slightly off the orientation line, with sampling of the half core that did not have the orientation line. A subset of samples in MRN24005 between 317 – 327.41m; 334.1 – 342.62; & 352.4 – 356.23 downhole and MRN24006 between 364 – 401m downhole, were sampled by Quarter core so that half core samples for these intervals could be taken for metallurgical testwork. The sampling method utilized is considered appropriate for the styles of mineralisation at the Maronan project. Certified Standards were inserted at a rate of 1:25 samples. Two different sets of standards are utilized, one for the lead, silver, zinc mineralisation (OREAS 135B; OREAS 136; OREAS 315; OREAS 317) and one for the copper, gold mineralisation (OREAS 520; OREAS 521; OREAS 522; OREAS 523; OREAS 601C) Blanks were inserted at a rate of 1:25 samples. Additional blanks were used in the copper zone if native copper was observed No duplicate second-half drill core samples have been submitted.

Criteria	JORC Code explanation	Commentary
		<ul style="list-style-type: none"> No specific grain size analysis has been completed on the Maronan project, however sampling methods utilized are consistent with those used by other mining and exploration projects targeting similar styles of mineralisation in the Mt Isa Belt.
Quality of assay data and laboratory tests	<ul style="list-style-type: none"> The nature, quality and appropriateness of the assaying and laboratory procedures used and whether the technique is considered partial or total. For geophysical tools, spectrometers, handheld XRF instruments, etc, the parameters used in determining the analysis including instrument make and model, reading times, calibrations factors applied and their derivation, etc. Nature of quality control procedures adopted (eg standards, blanks, duplicates, external laboratory checks) and whether acceptable levels of accuracy (ie lack of bias) and precision have been established. 	<ul style="list-style-type: none"> Samples were assayed by Au-AA25 (30g fire assay) technique for gold and the ME-MS61 method for Ag, Al, As, Ba, Be, Bi, Ca, Cd, Ce, Co, Cr, Cs, Cu, Fe, Ga, Ge, Hf, In, K, La, Li, Mg, Mn, Mo, Na, Nb, Ni, P, Pb, Rb, Re, S, Sb, Sc, Se, Sn, Sr, Ta, Te, Th, Ti, Tl, U, V, W, Y, Zn and Zr. For over limit samples of Ag, Cu, Pb, Zn, P and Mn samples are assayed by the ore grade OG-62 method. ME-MS61 is considered a "near total" digest method, with only the most resistive minerals (eg Zircons) only partly dissolved. Au-AA25 is considered a total assay method for gold. The methods of assaying utilized are considered appropriate for the style of mineralisation targeted Standard and Blank samples were inserted at a rate of 1:25 samples each. The standards used displayed acceptable levels of accuracy and precision. Any QAQC failures are recorded in Maronan Metals QAQC action register and follow up actions are recorded. Blank samples submitted were within acceptable limits. One Blank sample in the job from MRN24005 was reviewed. This blank followed a high grade sample but was within tolerance for the lab cleaning protocol (<1% follow through). This was recorded in the site QAQC register No duplicates at the sampling stage were submitted. The standards used displayed acceptable levels of accuracy and precision.
Verification of sampling and assaying	<ul style="list-style-type: none"> The verification of significant intersections by either independent or alternative company personnel. The use of twinned holes. Documentation of primary data, data entry procedures, data verification, data storage (physical and electronic) protocols. Discuss any adjustment to assay data. 	<ul style="list-style-type: none"> Assay results reported in this release have been compiled by Exploration Manager Andrew Barker, and reviewed by Mr Rob Rutherford and Mr Richard Carlton. Logging is completed by two contract senior exploration geologists working for Maronan Metals, and is reviewed by Maronan Metals exploration manager. MRN24003 and MRN24003W1 (reported on 25/9/2024) can be considered a set of twinned holes. Logging is saved into a logging template excel spreadsheet.

Criteria	JORC Code explanation	Commentary
		<p>Upon completion of logging, this data is uploaded into Maronan Metals Geobank Database. The Geobank Database is housed on an SQL server. A copy of the logging spreadsheet is saved on the Maronan Metals server.</p> <ul style="list-style-type: none"> Assays results are loaded into Maronan Metals Geobank Database. QAQC is checked on import, and issues identified are recorded in Maronan's QAQC register.
Location of data points	<ul style="list-style-type: none"> Accuracy and quality of surveys used to locate drill holes (collar and down-hole surveys), trenches, mine workings and other locations used in Mineral Resource estimation. Specification of the grid system used. Quality and adequacy of topographic control. 	<ul style="list-style-type: none"> The drill collar for MRN24005 and MRN24006 have been picked with a Garmin 66i GPS accurate to +/- 3 metres. The drill hole collar was surveyed in MGA94 grid system. Topographic relief has been surveyed with a lidar survey completed of the project area with a vertical accuracy of +/- 4cm Downhole surveys are completed with an axis north seeking gyroscope.
Data spacing and distribution	<ul style="list-style-type: none"> Data spacing for reporting of Exploration Results. Whether the data spacing and distribution is sufficient to establish the degree of geological and grade continuity appropriate for the Mineral Resource and Ore Reserve estimation procedure(s) and classifications applied. Whether sample compositing has been applied. 	<ul style="list-style-type: none"> There is approximately a 30 – 50m spacing between holes in the area around MRN24005 and MRN24006 Drill spacing across the deposits varies from 30m x 30m up to around 200m x 200m in deeper parts of the resource The drill pierce point spacing is sufficient to outline the structural geometry, broad extent of mineralisation and grade variations in the mineral system and is of sufficient spacing and distribution to infer a Mineral Resource. No sample compositing has been applied
Orientation of data in relation to geological structure	<ul style="list-style-type: none"> Whether the orientation of sampling achieves unbiased sampling of possible structures and the extent to which this is known, considering the deposit type. If the relationship between the drilling orientation and the orientation of key mineralised structures is considered to have introduced a sampling bias, this should be assessed and reported if material. 	<ul style="list-style-type: none"> Modelled zones of Silver-Lead mineralisation at the Maronan Project strike approximately 010 and dip ~ 70W. MRN24005 intersect the modelled mineralisation at a dip of -51 towards 97 (true north). True width is interpreted to be approximately 85% of the downhole intercept. The drilling orientation is not considered to have introduced a sampling bias. MRN24006 intersects the modelled mineralisation at a dip of -54 towards 91 (true north). True width is interpreted to be approximately 85% of the downhole intercept. The drilling orientation is not considered to have introduced a sampling bias
Sample security	<ul style="list-style-type: none"> The measures taken to ensure sample security. 	<ul style="list-style-type: none"> Drill core is kept at the drill rig which is manned 24/7 until it is collected by Maronan Metals personnel. Maronan Metals

Criteria	JORC Code explanation	Commentary
		<p>personnel transport the drill core to Maronan Metals yard in Cloncurry. The yard in Cloncurry is secured by a six foot fence and gates are locked at all times when no personnel are at the yard.</p> <ul style="list-style-type: none"> • Samples are collected from the Maronan Metals yard by Cloncurry Couriers and transported to ALS Mt Isa. • Samples are transported in sealed bulka bags. • Upon receipt on samples at ALS Mt Isa, the dispatch is checked and a sample receipt sent to Maronan Metals confirming the dispatch details.
Audits or reviews	<ul style="list-style-type: none"> • The results of any audits or reviews of sampling techniques and data. 	<ul style="list-style-type: none"> • Maronan Metals completed an inspection of ALS Mt Isa Sample preparation facility in Mt Isa in April 2022 and had no adverse findings. • A selection of historic pulps from drilling completed by Red Metal between 2011 – 2014 were submitted to ALS Mt Isa for check assaying utilising the same assay protocol as the current Maronan Metal program. Results from this program display a very strong correlation between the original Red Metal assays and the Maronan Metal check assays.

1.2 Section 2 Reporting of Exploration Results

(Criteria listed in the preceding section also apply to this section.)

Criteria	JORC Code explanation	Commentary
Mineral tenement and land tenure status	<ul style="list-style-type: none"> • Type, reference name/number, location and ownership including agreements or material issues with third parties such as joint ventures, partnerships, overriding royalties, native title interests, historical sites, wilderness or national park and environmental settings. • The security of the tenure held at the time of reporting along with any known impediments to obtaining a licence to operate in the area. 	<ul style="list-style-type: none"> • Maronan is located within EPM 13368 situated in the Cloncurry region of north-west Queensland. EPM 13368 is owned 100% by Maronan Metals Limited. No material ownership issues or agreements exist over the tenement. An ancillary exploration access agreement has been established with the native title claimants and a standard landholder conduct and compensation agreement has been established with the pastoral lease holders. • The tenements are in good standing and no known impediments exist

Criteria	JORC Code explanation	Commentary
Exploration done by other parties	<ul style="list-style-type: none"> Acknowledgment and appraisal of exploration by other parties. 	<ul style="list-style-type: none"> The extent of mineralisation at Maronan has been defined by 88 diamond core drill holes drilled by five different companies since 1987 until the present. Shell Minerals/Billiton/Acacia discovered base metal mineralisation on the project in 1987 and completed 16 shallow holes to 1993. From 1995 to 1996 MPI completed 3 holes into the northern and southern fold hinge structures. From 2001 to 2004 Phelps Dodge completed 6 holes. BHP Cannington undertook a campaign of lead-silver exploration from 2006 to 2008 completing 13 holes. Red Metal Limited completed 16 holes from 2011 to the 2019 seeking depth extensions to the bedded lead-silver and separate copper-gold mineralisation. Maronan Metals was spun out of Red Metals in 2022 and has subsequently drilled 54 diamond drill hole holes and is continuing to explore the Maronan project with a view to developing a mining project.
Geology	<ul style="list-style-type: none"> Deposit type, geological setting and style of mineralisation. 	<ul style="list-style-type: none"> Exploration on Maronan has identified three separate styles of mineralisation, bedded lead-silver mineralisation partially overprinted by structurally controlled, copper-gold mineralisation, and gold only mineralisation The lead-silver mineralisation is of a similar style to the nearby Cannington deposit, one of the world's largest silver and lead producing operations. The Maronan lead-silver mineralisation occurs in two separate but sub-parallel banded carbonate-lead sulphide-magnetite-calcsilicate units referred to as the Western Horizon (Upper) and Eastern Horizon (Lower). The two horizons can be separated by up to 100 metres of quartz clastic meta-sediments (psammites, pelites and quartzite). At the Northern Fold Structure the Eastern horizon is folded forming a steep plunging tight to isoclinal fold structure with attenuated or transposed limbs and a thickened hinge zone region. The overprinting copper-gold mineralisation can be compared with the ISCG mineralisation styles at the nearby Eloise and Osborne ore bodies. Mineralisation is associated with intense silica alteration within a bedding-parallel structure focused between the Western and Eastern Lead-Silver mineralised zones and comprises strong pyrrhotite with variable chalcopyrite and minor magnetite. Gold only mineralisation occurs in the Northern Fold area, up-plunge on bedded Lead-Silver mineralisation within the Eastern

Criteria	JORC Code explanation	Commentary
		Horizon and is associated disseminated arsenopyrite within strong magnetite-carbonate facies/alteration. This zone appears to transition down-plunge to carbonate-sulphide dominant facies/alteration that hosts the lead silver mineralisation.
Drill hole Information	<ul style="list-style-type: none"> A summary of all information material to the understanding of the exploration results including a tabulation of the following information for all Material drill holes: <ul style="list-style-type: none"> easting and northing of the drill hole collar elevation or RL (Reduced Level – elevation above sea level in metres) of the drill hole collar dip and azimuth of the hole down hole length and interception depth hole length. If the exclusion of this information is justified on the basis that the information is not Material and this exclusion does not detract from the understanding of the report, the Competent Person should clearly explain why this is the case. 	<ul style="list-style-type: none"> Drill hole location data including the dip, azimuth and hole depth is included in Table 2 of the body of this ASX release. A table of significant drill intercepts is included as Table 1 in the body of this ASX release
Data aggregation methods	<ul style="list-style-type: none"> In reporting Exploration Results, weighting averaging techniques, maximum and/or minimum grade truncations (eg cutting of high grades) and cut-off grades are usually Material and should be stated. Where aggregate intercepts incorporate short lengths of high-grade results and longer lengths of low-grade results, the procedure used for such aggregation should be stated and some typical examples of such aggregations should be shown in detail. The assumptions used for any reporting of metal equivalent values should be clearly stated. 	<ul style="list-style-type: none"> Assay results have been reported using length-weighting technique to calculate down hole average grades. No top-cuts have been applied. A cut-off grade of 1% Lead has been used for reporting of Silver-Lead intervals Due to the poly-metallic nature of mineralisation at Maronan, intervals of mineralisation below the cut-off may be included within a broader mineralised zone, Internal dilution below cut-off is also permitted where geological continuity of a particular zone is inferred. Aggregate intercepts have been included – for example: <ul style="list-style-type: none"> Lead-Silver Mineralisation 11.94m (10.1m etw) at 7.8% Pb, 158g/t Ag from 369.06m downhole including; <ul style="list-style-type: none"> 6.3m (5.4m etw) at 10.7% Pb, 207g/t Ag, from 374.7m downhole <p>In this example, the sub-interval contains significantly higher grade than the broader interval.</p>

Criteria	JORC Code explanation	Commentary
		<p>In addition to reporting the raw assay results, Silver-Lead results have been reported as Silver Equivalent (AgEq). The Silver Equivalent value is considered an appropriate method for reporting combined silver, lead mineralisation at Maronan because of the exceptional metallurgical recovery of both the lead and silver and the resulting concentrates very high silver content and low levels of penalty elements. The silver equivalent calculation takes into account the preliminary metallurgical results that highlighted simple processing routes to achieve recoveries of 95% for the lead and 93% for the silver (refer to Red Metal ASX announcement dated 29 July 2015). Gold values have not been used in the lead equivalent calculation due to the lack of metallurgical test work on the gold-bearing ore types.</p> <ul style="list-style-type: none"> • Silver Equivalent was calculated using the formula: $\text{AgEq} = ((\text{Pb (\%)} * \text{Pb}^{\text{rec}} * \text{Pb}^{\text{price}}) + (\text{Ag (g/t)} * \text{Ag}^{\text{rec}} * \text{Ag}^{\text{price}}) / \text{Ag}^{\text{price}}$ <ul style="list-style-type: none"> • Pb (%) is the weight percent assay grade for Lead • Pb^{rec} is the assumed metallurgical recovery of 95% for lead based on previous testwork at Maronan • Pb^{price} is the value of 1% Lead based on a price assumption of \$USD2000/tonne). In this instance the value of \$20 • Ag (g/t) is the assay grade in grams/tonne of silver • Ag^{rec} is the assumed metallurgical recovery of 93% for silver based on previous testwork at Maronan • Ag^{price} is the value of 1g/t Silver based on a price assumption of \$USD20/ounce). In this instance the value of \$0.643 • The formula calculates the value of the recoverable metal for Lead and Silver and divides with by the value of 1gm Silver to calculate the Silver Equivalent value <p>This Silver Equivalent calculation does not take into account any assumptions about payability, treatment costs or refining costs</p>

Criteria	JORC Code explanation	Commentary
Relationship between mineralisation widths and intercept lengths	<ul style="list-style-type: none"> These relationships are particularly important in the reporting of Exploration Results. If the geometry of the mineralisation with respect to the drill hole angle is known, its nature should be reported. If it is not known and only the down hole lengths are reported, there should be a clear statement to this effect (eg 'down hole length, true width not known'). 	<ul style="list-style-type: none"> Drill holes are interpreted to have intersected the mineralisation at an appropriate intersection angle. Modelled zones of mineralisation at the Maronan Project strike approximately 010 and dip ~ 70W. Estimated True Widths are reported in Table 1 of the report
Diagrams	<ul style="list-style-type: none"> Appropriate maps and sections (with scales) and tabulations of intercepts should be included for any significant discovery being reported These should include, but not be limited to a plan view of drill hole collar locations and appropriate sectional views. 	<ul style="list-style-type: none"> Plan view, cross sectional and long section views are included within the body of the ASX release (Figures 2, 3, 4, 5)
Balanced reporting	<ul style="list-style-type: none"> Where comprehensive reporting of all Exploration Results is not practicable, representative reporting of both low and high grades and/or widths should be practiced to avoid misleading reporting of Exploration Results. 	<ul style="list-style-type: none"> All assay results for, gold, silver, copper, lead and zinc for MRN24005 and MRN24006 are reported in Appendix 2 of this ASX release.
Other substantive exploration data	<ul style="list-style-type: none"> Other exploration data, if meaningful and material, should be reported including (but not limited to): geological observations; geophysical survey results; geochemical survey results; bulk samples – size and method of treatment; metallurgical test results; bulk density, groundwater, geotechnical and rock characteristics; potential deleterious or contaminating substances. 	<ul style="list-style-type: none"> Not Applicable
Further work	<ul style="list-style-type: none"> The nature and scale of planned further work (eg tests for lateral extensions or depth extensions or large-scale step-out drilling). Diagrams clearly highlighting the areas of possible extensions, including the main geological interpretations and future drilling areas, provided this information is not commercially sensitive. 	<ul style="list-style-type: none"> Maronan Metals has announced a planned drilling program of between 7,000 – 10,000m within the Starter Zone area that it intends to complete during 2024. The results reported in this announcement are from drilling as part of that program Mineralisation on the Eastern and Western Horizon Pb-Ag domains remains open down plunge, and requires additional drilling to increase confidence in the existing resource. The Maronan Copper-Gold resource is open down plunge. Further infill drilling is required to upgrade the resource from inferred to indicated category.

APPENDIX 2 – ASSAY RESULTS FOR MRN24005 & MRN24006

SITE_ID	SAMPLE ID	DEPTH FROM	DEPTH TO	SAMPLE TYPE	Ag_ppm	Au_ppm	Cu_ppm	Pb_ppm	Zn_ppm
MRN24005	MM08465	71.00	72.00	HC	0.35	0.01	214.00	61.70	399.00
MRN24005	MM08466	79.13	80.19	HC	0.48	0.01	412.00	46.80	262.00
MRN24005	MM08467	90.00	91.00	HC	0.06	0.01	4.20	36.40	9.00
MRN24005	MM08468	100.00	101.00	HC	0.15	0.01	28.10	81.70	18.00
MRN24005	MM08469	109.00	110.00	HC	0.07	0.01	38.10	21.00	22.00
MRN24005	MM08470	115.00	116.00	HC	0.10	0.01	255.00	14.40	17.00
MRN24005	MM08471	119.00	120.00	HC	0.36	0.13	31.10	61.70	40.00
MRN24005	MM08472	130.00	131.00	HC	0.38	0.01	41.70	380.00	85.00
MRN24005	MM08473	133.00	134.00	HC	5.19	0.01	16.90	2350.00	35.00
MRN24005	MM08474	140.00	141.00	HC	3.50	0.01	9.70	1360.00	24.00
MRN24005	MM08476	149.00	150.00	HC	1.85	0.01	4.40	405.00	40.00
MRN24005	MM08477	159.00	160.00	HC	0.59	0.01	1.90	256.00	36.00
MRN24005	MM08478	161.10	161.90	HC	13.30	0.01	15.00	5970.00	1155.00
MRN24005	MM08479	169.00	170.00	HC	0.28	0.01	3.80	126.00	97.00
MRN24005	MM08480	180.00	181.00	HC	1.54	0.01	13.40	570.00	283.00
MRN24005	MM08481	181.00	181.71	HC	5.08	0.02	62.00	2330.00	5630.00
MRN24005	MM08482	181.71	182.50	HC	79.50	0.72	310.00	32200.00	41400.00
MRN24005	MM08483	182.50	183.20	HC	3.22	0.02	58.00	767.00	1225.00
MRN24005	MM08484	183.20	184.00	HC	1.69	0.01	5.20	808.00	236.00
MRN24005	MM08485	190.00	191.00	HC	0.54	0.01	2.90	179.00	147.00
MRN24005	MM08486	195.00	196.00	HC	0.24	0.01	28.90	249.00	43.00
MRN24005	MM08488	196.00	197.00	HC	0.09	0.01	63.60	60.50	13.00
MRN24005	MM08489	197.00	198.00	HC	0.15	0.01	159.00	21.70	7.00
MRN24005	MM08490	198.00	199.00	HC	0.39	0.04	483.00	20.20	13.00
MRN24005	MM08491	199.00	200.00	HC	0.07	0.01	46.00	11.20	15.00
MRN24005	MM08492	200.00	201.00	HC	0.10	0.02	96.30	12.50	10.00
MRN24005	MM08493	201.00	202.00	HC	1.72	0.08	2310.00	18.20	14.00
MRN24005	MM08494	202.00	203.00	HC	1.43	0.13	2090.00	61.90	24.00
MRN24005	MM08495	203.00	204.00	HC	0.25	0.06	207.00	20.90	8.00
MRN24005	MM08496	204.00	205.00	HC	5.60	0.51	5600.00	23.40	28.00
MRN24005	MM08497	205.00	206.00	HC	15.90	1.64	16650.00	25.40	59.00
MRN24005	MM08498	206.00	207.00	HC	0.29	0.03	200.00	10.80	10.00
MRN24005	MM08499	207.00	208.00	HC	2.07	0.23	2000.00	59.40	50.00
MRN24005	MM08501	208.00	209.00	HC	0.20	0.06	39.70	20.40	17.00
MRN24005	MM08502	209.00	210.00	HC	0.10	0.02	45.50	11.90	8.00
MRN24005	MM08503	210.00	211.00	HC	0.55	0.02	83.80	79.30	10.00
MRN24005	MM08504	211.00	212.00	HC	0.24	0.02	21.60	57.10	9.00
MRN24005	MM08505	212.00	213.00	HC	0.44	0.01	42.20	368.00	9.00
MRN24005	MM08506	213.00	214.00	HC	0.22	0.03	246.00	87.10	11.00
MRN24005	MM08507	214.00	215.00	HC	1.12	0.12	2210.00	43.80	23.00
MRN24005	MM08508	215.00	216.00	HC	1.21	0.54	1840.00	62.20	21.00
MRN24005	MM08509	216.00	216.62	HC	0.40	0.05	567.00	34.30	21.00

SITE_ID	SAMPLE ID	DEPTH FROM	DEPTH TO	SAMPLE TYPE	Ag_ppm	Au_ppm	Cu_ppm	Pb_ppm	Zn_ppm
MRN24005	MM08510	216.62	217.52	HC	1.72	0.14	4610.00	58.00	20.00
MRN24005	MM08511	217.52	217.74	HC	20.70	4.65	19100.00	49.40	32.00
MRN24005	MM08513	217.74	219.00	HC	0.74	0.14	1105.00	37.80	18.00
MRN24005	MM08514	219.00	220.00	HC	1.26	0.16	1645.00	70.40	75.00
MRN24005	MM08515	220.00	221.00	HC	2.65	0.22	1735.00	748.00	186.00
MRN24005	MM08516	221.00	221.80	HC	11.15	0.18	5430.00	2330.00	370.00
MRN24005	MM08517	221.80	223.00	HC	11.05	0.08	928.00	2310.00	252.00
MRN24005	MM08518	223.00	224.00	HC	6.44	0.07	2940.00	4780.00	1855.00
MRN24005	MM08519	224.00	225.00	HC	3.60	0.03	679.00	9730.00	482.00
MRN24005	MM08520	225.00	226.15	HC	2.59	0.05	829.00	2630.00	1260.00
MRN24005	MM08521	226.15	227.00	HC	4.38	0.20	4010.00	865.00	694.00
MRN24005	MM08522	227.00	227.91	HC	4.48	0.33	4360.00	562.00	287.00
MRN24005	MM08523	227.91	229.00	HC	9.19	0.46	9110.00	656.00	756.00
MRN24005	MM08524	229.00	230.00	HC	8.52	0.50	9770.00	667.00	632.00
MRN24005	MM08526	230.00	231.04	HC	3.62	0.33	4420.00	688.00	323.00
MRN24005	MM08527	231.04	232.00	HC	3.13	0.22	4680.00	1450.00	794.00
MRN24005	MM08528	232.00	232.82	HC	3.20	0.43	4830.00	119.00	284.00
MRN24005	MM08529	232.82	233.40	HC	4.11	0.15	4290.00	613.00	168.00
MRN24005	MM08530	233.40	234.00	HC	4.69	0.39	5640.00	460.00	224.00
MRN24005	MM08531	234.00	234.74	HC	7.34	0.61	10800.00	147.00	278.00
MRN24005	MM08532	234.74	235.53	HC	3.10	0.09	2490.00	1540.00	83.00
MRN24005	MM08533	235.53	236.40	HC	3.18	0.02	993.00	2460.00	22.00
MRN24005	MM08534	236.40	237.40	HC	1.68	0.03	643.00	1765.00	31.00
MRN24005	MM08535	237.40	238.42	HC	2.54	0.06	1895.00	1355.00	14.00
MRN24005	MM08536	238.42	239.40	HC	3.12	0.04	1850.00	1235.00	56.00
MRN24005	MM08538	239.40	240.40	HC	2.60	0.01	2220.00	1835.00	85.00
MRN24005	MM08539	240.40	241.27	HC	47.90	0.03	236.00	25800.00	146.00
MRN24005	MM08540	241.27	242.00	HC	163.00	0.15	98.50	96500.00	675.00
MRN24005	MM08541	242.00	243.00	HC	107.00	0.16	269.00	57300.00	33.00
MRN24005	MM08542	243.00	244.00	HC	29.90	0.03	167.00	17100.00	48.00
MRN24005	MM08543	244.00	245.00	HC	55.50	0.08	283.00	63500.00	75.00
MRN24005	MM08544	245.00	245.60	HC	31.80	0.02	120.50	25100.00	77.00
MRN24005	MM08545	245.60	246.16	HC	2.37	0.01	123.50	2110.00	81.00
MRN24005	MM08546	246.16	247.00	HC	0.57	0.01	874.00	368.00	249.00
MRN24005	MM08547	247.00	248.00	HC	11.15	0.03	1260.00	6050.00	125.00
MRN24005	MM08548	248.00	249.00	HC	9.26	0.01	499.00	4100.00	81.00
MRN24005	MM08549	249.00	249.70	HC	5.21	0.01	665.00	563.00	63.00
MRN24005	MM08551	249.70	250.25	HC	17.35	0.16	1655.00	1325.00	211.00
MRN24005	MM08552	250.25	251.00	HC	2.78	0.01	540.00	284.00	50.00
MRN24005	MM08553	251.00	252.00	HC	1.32	0.01	422.00	130.50	31.00
MRN24005	MM08554	252.00	252.75	HC	6.03	0.06	1715.00	894.00	123.00
MRN24005	MM08555	252.75	253.67	HC	9.21	0.09	121.50	4910.00	121.00
MRN24005	MM08556	253.67	254.54	HC	46.60	0.03	96.40	17750.00	16.00
MRN24005	MM08557	254.54	255.50	HC	1.06	0.01	27.40	429.00	75.00

SITE_ID	SAMPLE ID	DEPTH FROM	DEPTH TO	SAMPLE TYPE	Ag_ppm	Au_ppm	Cu_ppm	Pb_ppm	Zn_ppm
MRN24005	MM08558	260.00	261.00	HC	2.99	0.01	82.20	1545.00	67.00
MRN24005	MM08559	263.00	263.84	HC	0.71	0.01	83.70	422.00	20.00
MRN24005	MM08560	263.84	265.00	HC	6.50	0.03	829.00	3220.00	10.00
MRN24005	MM08561	265.00	266.00	HC	5.04	0.04	1275.00	4040.00	11.00
MRN24005	MM08563	266.00	267.00	HC	1.74	0.01	268.00	947.00	7.00
MRN24005	MM08564	267.00	268.00	HC	1.38	0.03	1250.00	263.00	25.00
MRN24005	MM08565	268.00	268.96	HC	0.53	0.01	822.00	63.70	19.00
MRN24005	MM08566	268.96	270.00	HC	0.17	0.01	134.50	86.10	42.00
MRN24005	MM08567	270.00	271.00	HC	0.26	0.01	84.80	121.50	96.00
MRN24005	MM08568	280.00	281.00	HC	0.22	0.01	35.60	170.00	42.00
MRN24005	MM08569	286.00	287.00	HC	55.90	0.03	21.60	19300.00	91.00
MRN24005	MM08570	289.00	290.00	HC	0.98	0.01	81.80	228.00	58.00
MRN24005	MM08571	299.00	300.00	HC	0.26	0.01	125.00	94.60	44.00
MRN24005	MM08572	300.00	301.12	HC	0.25	0.01	12.40	155.00	50.00
MRN24005	MM08573	301.12	302.00	HC	0.31	0.01	130.00	96.40	56.00
MRN24005	MM08574	302.00	303.00	HC	0.64	0.01	480.00	52.80	53.00
MRN24005	MM08576	303.00	304.00	HC	2.32	0.01	2020.00	65.90	28.00
MRN24005	MM08577	304.00	304.83	HC	6.33	0.10	470.00	4300.00	38.00
MRN24005	MM08578	304.83	306.00	HC	0.04	0.01	10.00	102.00	40.00
MRN24005	MM08579	306.00	306.81	HC	0.57	0.01	39.60	310.00	84.00
MRN24005	MM08580	306.81	308.00	HC	0.77	0.01	59.10	282.00	283.00
MRN24005	MM08581	308.00	309.00	HC	11.45	0.02	638.00	4620.00	247.00
MRN24005	MM08582	309.00	309.63	QC	93.90	0.08	45.00	46200.00	111.00
MRN24005	MM08583	309.63	310.56	QC	24.60	0.02	7.50	18550.00	63.00
MRN24005	MM08584	310.56	311.23	QC	99.90	0.05	35.20	69600.00	157.00
MRN24005	MM08585	311.23	312.00	QC	62.90	0.02	12.40	37400.00	51.00
MRN24005	MM08586	312.00	313.00	QC	151.00	0.06	22.20	117000.00	43.00
MRN24005	MM08588	313.00	314.00	QC	156.00	0.05	51.00	101500.00	35.00
MRN24005	MM08589	314.00	314.91	QC	104.00	0.03	175.50	46600.00	90.00
MRN24005	MM08590	314.91	316.00	HC	0.19	0.01	1.10	294.00	111.00
MRN24005	MM08591	316.00	317.00	HC	2.53	0.01	160.00	1065.00	136.00
MRN24005	MM08592	317.00	318.00	QC	90.20	0.08	303.00	37000.00	229.00
MRN24005	MM08593	318.00	319.00	QC	270.00	0.13	228.00	117500.00	217.00
MRN24005	MM08594	319.00	320.00	QC	169.00	0.09	291.00	74600.00	79.00
MRN24005	MM08595	320.00	321.10	QC	134.00	0.09	349.00	53000.00	67.00
MRN24005	MM08596	321.10	322.20	QC	99.20	0.04	210.00	36200.00	81.00
MRN24005	MM08597	322.20	323.00	QC	320.00	0.14	18.20	112500.00	43.00
MRN24005	MM08598	323.00	323.85	QC	57.10	0.03	265.00	16050.00	64.00
MRN24005	MM08599	323.85	324.85	QC	21.30	0.04	934.00	3140.00	69.00
MRN24005	MM08601	324.85	325.66	QC	144.00	0.04	456.00	35800.00	125.00
MRN24005	MM08602	325.66	326.45	QC	452.00	0.20	125.50	98600.00	479.00
MRN24005	MM08603	326.45	327.41	QC	524.00	0.21	335.00	46700.00	640.00
MRN24005	MM08604	327.41	328.00	HC	6.59	0.01	85.10	690.00	59.00
MRN24005	MM08605	328.00	329.00	HC	1.76	0.01	17.60	824.00	51.00

SITE_ID	SAMPLE ID	DEPTH FROM	DEPTH TO	SAMPLE TYPE	Ag_ppm	Au_ppm	Cu_ppm	Pb_ppm	Zn_ppm
MRN24005	MM08606	329.00	330.00	HC	3.92	0.01	27.80	1115.00	81.00
MRN24005	MM08607	330.00	331.00	HC	1.73	0.01	57.70	954.00	214.00
MRN24005	MM08608	331.00	332.00	HC	5.70	0.01	4.90	1195.00	57.00
MRN24005	MM08609	332.00	333.00	HC	2.76	0.02	4.10	909.00	66.00
MRN24005	MM08610	333.00	334.10	HC	0.40	0.01	6.30	722.00	82.00
MRN24005	MM08611	334.10	335.00	QC	77.10	0.09	861.00	16200.00	311.00
MRN24005	MM08613	335.00	336.00	QC	173.00	0.11	1420.00	45200.00	435.00
MRN24005	MM08614	336.00	336.75	QC	2.42	0.01	903.00	252.00	524.00
MRN24005	MM08615	336.75	337.65	QC	2.21	0.02	231.00	408.00	580.00
MRN24005	MM08616	337.65	338.21	QC	2.75	0.03	413.00	460.00	329.00
MRN24005	MM08617	338.21	339.00	QC	6.01	0.19	569.00	1045.00	257.00
MRN24005	MM08618	339.00	340.00	QC	19.20	0.08	337.00	4290.00	310.00
MRN24005	MM08619	340.00	341.00	QC	17.75	0.02	430.00	3020.00	426.00
MRN24005	MM08620	341.00	342.00	QC	109.00	0.06	177.50	49400.00	305.00
MRN24005	MM08621	342.00	342.62	QC	2.63	0.02	618.00	307.00	232.00
MRN24005	MM08622	342.62	343.09	HC	0.45	0.07	51.40	158.50	43.00
MRN24005	MM08623	343.09	344.00	HC	0.66	0.01	4.70	545.00	70.00
MRN24005	MM08624	349.00	350.00	HC	0.21	0.01	30.30	174.00	58.00
MRN24005	MM08626	351.40	352.40	HC	0.18	0.04	27.40	124.50	69.00
MRN24005	MM08627	352.40	353.50	QC	0.69	0.01	291.00	86.70	333.00
MRN24005	MM08628	353.50	354.50	QC	2.67	0.03	312.00	252.00	404.00
MRN24005	MM08629	354.50	355.25	QC	1.09	0.01	59.70	316.00	146.00
MRN24005	MM08630	355.25	356.23	QC	74.30	0.08	164.50	17500.00	402.00
MRN24005	MM08631	356.23	357.00	HC	0.26	0.01	10.40	229.00	199.00
MRN24005	MM08632	357.00	358.00	HC	0.06	0.01	1.70	95.40	110.00
MRN24005	MM08633	360.00	361.00	HC	0.59	0.01	12.20	365.00	47.00
MRN24005	MM08634	370.00	371.00	HC	0.10	0.01	19.40	70.30	79.00
MRN24005	MM08635	380.00	381.00	HC	0.02	0.01	1.50	19.80	65.00
MRN24005	MM08636	390.00	391.00	HC	0.04	0.01	2.00	72.90	86.00
MRN24005	MM08638	400.00	401.00	HC	0.19	0.01	2.00	113.00	66.00
MRN24005	MM08639	409.00	410.00	HC	0.06	0.01	12.00	101.00	91.00
MRN24005	MM08640	410.55	411.33	HC	0.35	0.01	124.00	283.00	129.00
MRN24005	MM08641	420.20	421.21	HC	0.06	0.01	3.50	25.20	101.00
MRN24005	MM08642	421.21	422.40	HC	0.31	0.01	125.00	83.60	161.00
MRN24005	MM08643	422.40	423.00	HC	0.03	0.01	2.40	8.60	153.00
MRN24005	MM08644	423.00	424.00	HC	0.03	0.01	3.00	43.70	75.00
MRN24005	MM08645	424.00	425.00	HC	0.03	0.01	1.50	16.40	86.00
MRN24005	MM08646	425.00	426.00	HC	0.40	0.02	431.00	42.90	121.00
MRN24005	MM08647	426.00	427.00	HC	0.39	0.03	319.00	92.30	121.00
MRN24005	MM08648	427.00	428.00	HC	0.05	0.19	8.60	19.00	64.00
MRN24005	MM08649	428.00	429.00	HC	0.04	0.26	9.70	12.80	73.00
MRN24005	MM08651	429.00	430.00	HC	0.08	0.23	10.40	23.40	97.00
MRN24005	MM08652	430.00	431.00	HC	0.06	0.14	3.80	105.50	164.00
MRN24005	MM08653	440.00	441.00	HC	0.15	0.01	4.60	107.00	98.00

SITE_ID	SAMPLE ID	DEPTH FROM	DEPTH TO	SAMPLE TYPE	Ag_ppm	Au_ppm	Cu_ppm	Pb_ppm	Zn_ppm
MRN24005	MM08654	450.00	451.00	HC	0.04	0.01	0.90	85.40	66.00
MRN24005	MM08655	460.00	461.00	HC	0.24	0.01	2.80	136.00	60.00
MRN24006	MM08656	46.00	46.43	HC	0.45	0.03	55.40	23.80	145.00
MRN24006	MM08657	46.43	47.00	HC	2.88	0.06	75.00	45.20	189.00
MRN24006	MM08658	47.00	47.60	HC	0.71	0.16	60.10	75.20	91.00
MRN24006	MM08659	58.00	59.00	HC	0.14	0.03	23.00	63.40	80.00
MRN24006	MM08660	69.00	70.00	HC	0.01	0.01	0.90	38.40	21.00
MRN24006	MM08661	76.80	77.50	HC	1.80	0.01	882.00	255.00	3300.00
MRN24006	MM08663	91.00	92.00	HC	0.34	0.01	169.00	61.90	27.00
MRN24006	MM08664	93.83	94.45	HC	0.23	0.03	37.90	129.00	35.00
MRN24006	MM08665	100.00	101.00	HC	0.11	0.04	37.20	82.40	19.00
MRN24006	MM08666	110.00	111.00	HC	0.06	0.01	10.60	81.80	17.00
MRN24006	MM08667	117.00	118.04	HC	0.34	0.01	198.00	231.00	49.00
MRN24006	MM08668	118.04	118.90	HC	0.19	0.01	91.80	97.50	586.00
MRN24006	MM08669	118.90	119.89	HC	0.29	0.01	160.00	98.10	83.00
MRN24006	MM08670	119.89	120.48	HC	0.48	0.01	260.00	39.80	382.00
MRN24006	MM08671	120.48	121.19	HC	8.62	1.00	518.00	279.00	959.00
MRN24006	MM08672	121.19	122.07	HC	0.37	0.02	359.00	63.80	338.00
MRN24006	MM08673	122.07	123.00	HC	0.27	0.01	84.70	135.00	159.00
MRN24006	MM08674	123.00	124.00	HC	0.22	0.01	211.00	67.90	39.00
MRN24006	MM08676	126.00	127.00	HC	0.21	0.01	31.10	190.00	32.00
MRN24006	MM08677	130.00	131.00	HC	0.22	0.01	42.50	259.00	24.00
MRN24006	MM08678	140.00	141.00	HC	2.87	0.01	36.30	978.00	45.00
MRN24006	MM08679	144.00	145.00	HC	7.71	0.01	31.50	1840.00	131.00
MRN24006	MM08680	150.00	151.00	HC	0.11	0.01	1.20	85.90	18.00
MRN24006	MM08681	159.00	160.00	HC	0.04	0.01	21.50	19.20	7.00
MRN24006	MM08682	169.00	170.00	HC	0.08	0.03	35.60	27.50	14.00
MRN24006	MM08683	176.39	177.06	HC	1.35	0.04	26.80	811.00	80.00
MRN24006	MM08684	180.00	181.00	HC	0.96	0.01	27.90	493.00	23.00
MRN24006	MM08685	181.00	182.00	HC	9.68	0.03	9.50	7020.00	32.00
MRN24006	MM08686	184.00	185.00	HC	5.08	0.01	19.80	2440.00	27.00
MRN24006	MM08688	185.00	186.00	HC	32.80	0.03	9.00	16400.00	26.00
MRN24006	MM08689	190.00	191.00	HC	0.52	0.01	15.40	395.00	339.00
MRN24006	MM08690	193.00	193.78	HC	2.50	0.02	20.70	1200.00	67.00
MRN24006	MM08691	196.50	197.50	HC	0.79	0.06	10.10	315.00	23.00
MRN24006	MM08692	200.00	201.00	HC	0.14	0.01	4.90	96.10	135.00
MRN24006	MM08693	205.00	206.00	HC	2.66	0.02	7.30	1040.00	47.00
MRN24006	MM08694	210.00	211.00	HC	2.10	0.01	2.30	460.00	98.00
MRN24006	MM08695	218.00	219.00	HC	0.15	0.01	6.00	127.00	167.00
MRN24006	MM08696	227.52	228.53	HC	0.84	0.01	10.90	359.00	255.00
MRN24006	MM08697	228.53	229.50	HC	2.48	0.02	9.70	650.00	431.00
MRN24006	MM08698	229.50	230.50	HC	4.49	0.04	36.20	1530.00	203.00
MRN24006	MM08699	233.33	234.22	HC	2.31	0.01	4.20	1140.00	194.00
MRN24006	MM08701	236.10	236.77	HC	6.63	0.01	1.30	2300.00	46.00

SITE_ID	SAMPLE ID	DEPTH FROM	DEPTH TO	SAMPLE TYPE	Ag_ppm	Au_ppm	Cu_ppm	Pb_ppm	Zn_ppm
MRN24006	MM08702	240.00	241.00	HC	0.74	0.01	1.40	279.00	71.00
MRN24006	MM08703	244.00	245.00	HC	0.87	0.03	0.40	569.00	143.00
MRN24006	MM08704	245.00	246.00	HC	3.81	0.01	0.40	1895.00	67.00
MRN24006	MM08705	246.00	247.00	HC	4.08	0.01	3.40	1070.00	62.00
MRN24006	MM08706	247.00	248.00	HC	0.51	0.01	16.90	414.00	36.00
MRN24006	MM08707	248.00	249.00	HC	0.21	0.01	48.10	145.50	15.00
MRN24006	MM08708	249.00	250.00	HC	0.35	0.02	306.00	27.20	10.00
MRN24006	MM08709	250.00	251.00	HC	4.30	0.30	3950.00	51.80	38.00
MRN24006	MM08710	251.00	252.00	HC	0.33	0.05	514.00	25.10	8.00
MRN24006	MM08711	252.00	253.00	HC	0.52	0.04	822.00	32.30	12.00
MRN24006	MM08713	253.00	254.00	HC	0.11	0.01	69.30	35.60	12.00
MRN24006	MM08714	254.00	255.00	HC	0.19	0.02	137.00	43.30	12.00
MRN24006	MM08715	255.00	256.00	HC	0.69	0.11	961.00	70.60	14.00
MRN24006	MM08716	256.00	256.75	HC	3.73	0.60	5190.00	150.50	31.00
MRN24006	MM08717	256.75	257.47	HC	14.80	2.83	22600.00	123.00	91.00
MRN24006	MM08718	257.47	258.35	HC	0.80	0.10	276.00	218.00	15.00
MRN24006	MM08719	258.35	259.15	HC	0.52	0.03	907.00	114.50	14.00
MRN24006	MM08720	259.15	259.85	HC	1.88	0.36	3200.00	130.50	19.00
MRN24006	MM08721	259.85	261.00	HC	0.66	0.43	956.00	94.90	15.00
MRN24006	MM08722	261.00	262.00	HC	0.15	0.01	93.20	125.50	7.00
MRN24006	MM08723	262.00	263.00	HC	0.11	0.01	80.50	112.50	13.00
MRN24006	MM08724	263.00	264.00	HC	0.71	0.09	798.00	163.50	47.00
MRN24006	MM08726	264.00	265.00	HC	0.14	0.01	144.00	112.00	13.00
MRN24006	MM08727	265.00	265.95	HC	0.61	0.13	1160.00	87.70	15.00
MRN24006	MM08728	265.95	267.00	HC	1.04	0.14	2030.00	97.50	30.00
MRN24006	MM08729	267.00	268.00	HC	0.75	0.15	1660.00	38.60	20.00
MRN24006	MM08730	268.00	269.00	HC	1.24	0.20	2480.00	91.30	33.00
MRN24006	MM08731	269.00	269.77	HC	0.68	0.15	1805.00	55.60	123.00
MRN24006	MM08732	269.77	270.11	HC	2.72	0.33	3010.00	4700.00	293.00
MRN24006	MM08733	270.11	271.00	HC	6.62	0.30	5460.00	10050.00	473.00
MRN24006	MM08734	271.00	272.00	HC	11.25	0.39	2410.00	10550.00	680.00
MRN24006	MM08735	272.00	273.00	HC	7.47	0.09	990.00	3080.00	335.00
MRN24006	MM08736	273.00	274.00	HC	2.71	0.01	781.00	560.00	162.00
MRN24006	MM08738	274.00	275.00	HC	6.12	0.39	3320.00	333.00	168.00
MRN24006	MM08739	275.00	276.00	HC	3.46	0.03	1490.00	334.00	118.00
MRN24006	MM08740	276.00	277.00	HC	2.57	0.10	950.00	237.00	95.00
MRN24006	MM08741	277.00	278.00	HC	1.96	0.06	356.00	33.20	100.00
MRN24006	MM08742	278.00	278.60	HC	3.73	0.01	268.00	23.60	100.00
MRN24006	MM08743	278.60	280.00	HC	4.91	0.62	774.00	66.10	278.00
MRN24006	MM08744	280.00	281.00	HC	8.04	0.67	1015.00	31.00	72.00
MRN24006	MM08745	281.00	281.65	HC	7.00	0.54	2280.00	26.90	44.00
MRN24006	MM08746	281.65	282.12	HC	5.89	0.09	4080.00	103.00	887.00
MRN24006	MM08747	282.12	282.80	HC	9.16	0.97	3070.00	29.90	183.00
MRN24006	MM08748	282.80	284.10	HC	12.00	0.38	7000.00	102.50	729.00

SITE_ID	SAMPLE ID	DEPTH FROM	DEPTH TO	SAMPLE TYPE	Ag_ppm	Au_ppm	Cu_ppm	Pb_ppm	Zn_ppm
MRN24006	MM08749	284.10	285.00	HC	8.68	0.09	2580.00	136.50	739.00
MRN24006	MM08751	285.00	285.90	HC	161.00	1.92	49300.00	723.00	1480.00
MRN24006	MM08752	285.90	287.00	HC	7.10	0.37	4950.00	881.00	122.00
MRN24006	MM08753	287.00	288.00	HC	10.80	0.03	74.20	2380.00	22.00
MRN24006	MM08754	288.00	289.00	HC	1.72	0.03	54.20	321.00	11.00
MRN24006	MM08755	289.00	290.00	HC	0.50	0.04	210.00	49.20	13.00
MRN24006	MM08756	290.00	290.85	HC	0.45	0.10	290.00	91.00	16.00
MRN24006	MM08757	290.85	291.40	HC	4.11	0.02	654.00	1095.00	33.00
MRN24006	MM08758	291.40	292.50	HC	2.42	0.04	471.00	904.00	44.00
MRN24006	MM08759	292.50	293.35	HC	1.95	0.06	1470.00	175.50	18.00
MRN24006	MM08760	293.35	294.30	HC	0.65	0.02	356.00	67.40	15.00
MRN24006	MM08761	294.30	295.00	HC	4.38	0.11	1915.00	530.00	318.00
MRN24006	MM08763	295.00	296.00	HC	0.47	0.01	531.00	51.60	18.00
MRN24006	MM08764	296.00	297.00	HC	0.65	0.08	469.00	42.10	28.00
MRN24006	MM08765	297.00	298.00	HC	1.04	0.04	357.00	135.00	38.00
MRN24006	MM08766	298.00	299.00	HC	3.50	0.02	304.00	443.00	23.00
MRN24006	MM08767	299.00	300.00	HC	2.93	0.02	278.00	357.00	56.00
MRN24006	MM08768	300.00	300.93	HC	0.93	0.01	135.00	127.00	11.00
MRN24006	MM08769	300.93	302.20	HC	2.60	0.01	642.00	189.00	22.00
MRN24006	MM08770	302.20	303.00	HC	4.38	0.01	110.00	1005.00	133.00
MRN24006	MM08771	303.00	304.06	HC	1.80	0.02	162.50	324.00	79.00
MRN24006	MM08772	304.06	305.00	HC	1.72	0.01	548.00	248.00	45.00
MRN24006	MM08773	305.00	306.00	HC	0.46	0.01	478.00	232.00	253.00
MRN24006	MM08774	306.00	307.00	HC	0.14	0.01	117.50	185.00	226.00
MRN24006	MM08776	307.00	307.86	HC	0.72	0.01	579.00	621.00	303.00
MRN24006	MM08777	307.86	309.00	HC	38.80	0.07	298.00	32200.00	111.00
MRN24006	MM08778	309.00	309.83	HC	24.80	0.03	572.00	44800.00	126.00
MRN24006	MM08779	309.83	311.00	HC	56.60	0.07	1620.00	86500.00	1805.00
MRN24006	MM08780	311.00	312.00	HC	20.10	0.01	591.00	25400.00	277.00
MRN24006	MM08781	312.00	313.00	HC	4.60	0.03	1205.00	513.00	273.00
MRN24006	MM08782	313.00	314.00	HC	1.12	0.01	366.00	197.00	70.00
MRN24006	MM08783	314.00	315.00	HC	6.57	0.04	835.00	1590.00	79.00
MRN24006	MM08784	315.00	316.00	HC	5.55	0.03	1515.00	624.00	153.00
MRN24006	MM08785	316.00	317.00	HC	1.49	0.01	262.00	361.00	27.00
MRN24006	MM08786	317.00	318.00	HC	3.43	0.03	507.00	438.00	65.00
MRN24006	MM08788	318.00	318.45	HC	0.50	0.01	128.50	163.00	32.00
MRN24006	MM08789	318.45	319.50	HC	0.58	0.01	38.20	135.00	13.00
MRN24006	MM08790	319.50	320.50	HC	0.42	0.01	23.00	79.30	28.00
MRN24006	MM08791	320.50	321.60	HC	0.39	0.01	69.60	93.40	14.00
MRN24006	MM08792	321.60	322.25	HC	2.72	0.01	230.00	397.00	37.00
MRN24006	MM08793	322.25	323.06	HC	4.72	0.01	1460.00	516.00	157.00
MRN24006	MM08794	323.06	324.00	HC	3.91	0.03	1055.00	414.00	163.00
MRN24006	MM08795	324.00	325.00	HC	1.71	0.01	148.50	731.00	484.00
MRN24006	MM08796	325.00	326.00	HC	0.74	0.01	80.10	352.00	302.00

SITE_ID	SAMPLE ID	DEPTH FROM	DEPTH TO	SAMPLE TYPE	Ag_ppm	Au_ppm	Cu_ppm	Pb_ppm	Zn_ppm
MRN24006	MM08797	326.00	327.00	HC	1.71	0.01	99.80	873.00	589.00
MRN24006	MM08798	327.00	328.00	HC	1.50	0.01	110.00	894.00	208.00
MRN24006	MM08799	328.00	329.00	HC	0.93	0.01	51.00	427.00	43.00
MRN24006	MM08801	329.00	330.00	HC	6.99	0.01	74.00	3520.00	33.00
MRN24006	MM08802	333.00	334.00	HC	1.73	0.01	78.30	945.00	492.00
MRN24006	MM08803	334.00	335.00	HC	6.06	0.36	3150.00	529.00	142.00
MRN24006	MM08804	335.00	336.00	HC	0.48	0.01	233.00	202.00	21.00
MRN24006	MM08805	336.00	337.00	HC	0.47	0.01	285.00	238.00	13.00
MRN24006	MM08806	337.00	338.00	HC	1.06	0.01	403.00	463.00	10.00
MRN24006	MM08807	338.00	339.00	HC	1.29	0.01	702.00	316.00	13.00
MRN24006	MM08808	339.00	340.00	HC	1.31	0.01	708.00	343.00	15.00
MRN24006	MM08809	340.00	341.00	HC	0.35	0.01	307.00	177.50	32.00
MRN24006	MM08810	350.00	351.00	HC	0.13	0.01	7.80	175.50	155.00
MRN24006	MM08811	351.00	352.00	HC	12.05	0.01	697.00	3360.00	7310.00
MRN24006	MM08813	352.00	353.00	HC	1.10	0.01	121.00	628.00	255.00
MRN24006	MM08814	353.00	354.00	HC	0.21	0.01	13.80	220.00	200.00
MRN24006	MM08815	354.00	355.00	HC	202.00	0.74	382.00	59700.00	5450.00
MRN24006	MM08816	355.00	356.00	HC	60.00	0.03	173.00	21000.00	342.00
MRN24006	MM08817	362.00	363.00	HC	1.40	0.01	466.00	672.00	149.00
MRN24006	MM08818	363.00	364.00	HC	0.51	0.01	217.00	198.00	164.00
MRN24006	MM08819	364.00	364.76	QC	32.60	0.01	548.00	13000.00	18.00
MRN24006	MM08820	364.76	365.65	QC	5.08	0.02	7180.00	246.00	166.00
MRN24006	MM08821	365.65	366.58	QC	1.40	0.01	1940.00	95.70	91.00
MRN24006	MM08822	366.58	367.03	QC	61.00	0.06	1190.00	27600.00	46.00
MRN24006	MM08823	367.03	368.00	QC	0.52	0.01	131.00	337.00	91.00
MRN24006	MM08824	368.00	369.06	QC	0.42	0.01	240.00	253.00	107.00
MRN24006	MM08826	369.06	370.00	QC	123.00	0.05	722.00	47400.00	161.00
MRN24006	MM08827	370.00	371.00	QC	87.40	0.02	511.00	33000.00	47.00
MRN24006	MM08828	371.00	372.00	QC	110.00	0.03	189.50	50000.00	45.00
MRN24006	MM08829	372.00	373.00	QC	251.00	0.08	149.00	122000.00	28.00
MRN24006	MM08830	373.00	374.00	QC	13.85	0.01	846.00	5090.00	120.00
MRN24006	MM08831	374.00	374.70	QC	8.17	0.03	2450.00	1075.00	69.00
MRN24006	MM08832	374.70	375.39	QC	201.00	0.12	2430.00	102000.00	804.00
MRN24006	MM08833	375.39	375.88	QC	196.00	0.02	59.40	118500.00	28.00
MRN24006	MM08834	375.88	377.00	QC	268.00	0.06	126.50	145500.00	3420.00
MRN24006	MM08835	377.00	378.00	QC	164.00	0.04	734.00	84200.00	928.00
MRN24006	MM08836	378.00	378.75	QC	107.00	0.02	405.00	55000.00	186.00
MRN24006	MM08838	378.75	379.33	QC	205.00	0.07	341.00	94600.00	1290.00
MRN24006	MM08839	379.33	380.00	QC	236.00	0.03	127.50	113000.00	37.00
MRN24006	MM08840	380.00	381.00	QC	249.00	0.08	156.50	128000.00	50.00
MRN24006	MM08841	381.00	382.00	QC	25.20	0.01	612.00	8200.00	959.00
MRN24006	MM08842	382.00	383.00	QC	9.05	0.01	1495.00	2670.00	305.00
MRN24006	MM08843	383.00	384.00	QC	103.00	0.02	574.00	40500.00	2340.00
MRN24006	MM08844	384.00	385.00	QC	20.80	0.01	643.00	7560.00	432.00

SITE_ID	SAMPLE ID	DEPTH FROM	DEPTH TO	SAMPLE TYPE	Ag_ppm	Au_ppm	Cu_ppm	Pb_ppm	Zn_ppm
MRN24006	MM08845	385.00	386.00	QC	14.65	0.01	1025.00	2760.00	712.00
MRN24006	MM08846	386.00	386.75	QC	106.00	0.05	749.00	40300.00	352.00
MRN24006	MM08847	386.75	387.30	QC	29.50	0.01	159.00	9430.00	51.00
MRN24006	MM08848	387.30	388.00	QC	1.06	0.01	77.10	198.00	33.00
MRN24006	MM08849	388.00	389.00	QC	1.12	0.01	25.40	495.00	40.00
MRN24006	MM08851	389.00	390.00	QC	0.78	0.01	43.40	280.00	121.00
MRN24006	MM08852	390.00	391.00	QC	0.25	0.01	11.30	142.50	50.00
MRN24006	MM08853	391.00	392.00	QC	0.20	0.01	1.40	499.00	66.00
MRN24006	MM08854	392.00	392.75	QC	0.80	0.01	2.20	599.00	86.00
MRN24006	MM08855	392.75	393.50	QC	0.29	0.01	4.40	434.00	89.00
MRN24006	MM08856	393.50	394.25	QC	179.00	0.09	357.00	47900.00	219.00
MRN24006	MM08857	394.25	395.00	QC	76.70	0.06	1000.00	24900.00	384.00
MRN24006	MM08858	395.00	396.00	QC	17.15	0.04	698.00	4850.00	559.00
MRN24006	MM08859	396.00	397.00	QC	5.59	0.76	469.00	811.00	344.00
MRN24006	MM08860	397.00	398.00	QC	2.38	0.06	427.00	385.00	458.00
MRN24006	MM08861	398.00	399.00	QC	3.82	0.56	412.00	240.00	378.00
MRN24006	MM08863	399.00	400.00	QC	2.67	2.06	386.00	271.00	448.00
MRN24006	MM08864	400.00	401.00	QC	1.12	0.14	421.00	87.30	316.00
MRN24006	MM08865	401.00	402.00	HC	0.18	0.03	3.60	189.50	76.00
MRN24006	MM08866	408.22	409.22	HC	0.16	0.02	9.30	232.00	97.00
MRN24006	MM08867	409.22	410.00	HC	0.65	0.01	307.00	100.50	458.00
MRN24006	MM08868	410.00	411.00	HC	14.80	0.02	139.00	4360.00	622.00
MRN24006	MM08869	411.00	412.00	HC	126.00	0.22	132.50	37000.00	683.00
MRN24006	MM08870	412.00	412.75	HC	218.00	0.98	120.50	56000.00	557.00
MRN24006	MM08871	412.75	413.32	HC	198.00	0.11	127.00	67000.00	309.00
MRN24006	MM08872	413.32	414.00	HC	0.50	0.01	1.90	376.00	134.00
MRN24006	MM08873	414.00	415.00	HC	0.93	0.01	2.60	591.00	90.00
MRN24006	MM08874	420.00	421.00	HC	1.44	0.01	4.40	873.00	35.00
MRN24006	MM08876	430.00	431.00	HC	0.09	0.01	3.60	33.80	126.00
MRN24006	MM08877	440.00	441.00	HC	0.17	0.01	12.00	114.00	70.00
MRN24006	MM08878	448.00	449.00	HC	0.12	0.01	1.60	43.80	66.00

APPENDIX 3

Summary of Resource Estimates for the Maronan Project from ASX:MMA 12 March 2024 – Updated Resource Estimate Fuels Ideas of Early Development Potential of the Shallow Starter Zone

Table 1. Summary of 2024 total silver-lead sulphide mineral resource estimates for the Maronan project applying a > 3% lead cut-off grade (JORC 2012 compliant).

Total Maronan Silver-Lead Sulphide >3% Lead% Cut-off JORC 2012	Million Tonnes	Grade Lead %	Grade Silver g/t	Contained Lead Tonnes	Contained Silver Million Oz
Shallow Starter Zone					
Indicated	2.1	5.3	155	110,000	10.3
Inferred	9.0	5.3	101	480,000	29.5
Inferred & Indicated	11.1	5.3	111	590,000	39.8
Outside Shallow Starter Zone					
Inferred	21.0	6.5	105	1,370,000	70.8
Total (Global) Resource					
Inferred & Indicated	32.1	6.1	107	1,960,000	110.6

Table 2. Summary of 2024 copper-gold mineral resource estimates of key ore types for the Maronan project applying a >0.4% copper cut-off grade (JORC 2012 compliant).

Ore Types >0.4% Copper Cut-off JORC 2012	Million Tonnes	Grade Copper %	Grade Gold g/t	Grade Silver g/t	Contained Copper tonnes	Contained Gold Oz	Contained Silver Million Oz
Weathered Inferred	1.6	0.77	0.72	8	12,000	36,000	0.4
Transitional Inferred	7.1	0.77	0.40	4	55,000	91,000	1.0
Fresh Inferred	23.8	0.86	0.67	8	205,000	513,000	5.8
Total	32.5	0.84	0.61	7	272,000	640,000	7.2

Table 3. Summary of 2024 gold-only mineral resource estimate for the Maronan project (JORC 2012 compliant).

Gold-Only >1g/t Gold Cut-off JORC 2012	Million Tonnes	Grade Gold g/t	Contained Gold Oz
Fresh Inferred	1.8	1.24	72,000