



13 January 2025

By Electronic Lodgement

Market Announcements Office
ASX Ltd
20 Bridge Street
SYDNEY NSW 2000

Dear Sir/Madam

Antipodes Global Shares (Quoted Managed Fund) (ASX:AGX1) – Monthly Investment Update

Please find attached a copy of the investment update for the month ending 31 December 2024.

For further information, please contact 1300 010 311.

Authorised by:

Calvin Kwok
Company Secretary

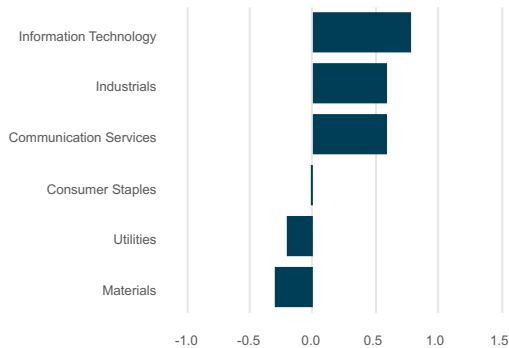
Pinnacle Fund Services Limited as responsible entity of Antipodes Global Shares (Quoted Managed Fund)(ASX:AGX1)

Net performance (%)

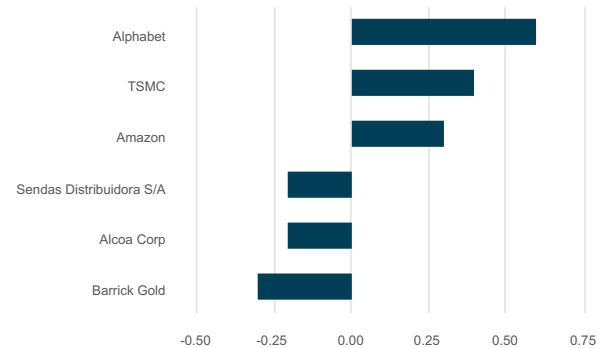
	1 month	3 month	CYTD	1 year	3 year p.a.	5 year p.a.	Inception p.a.
Fund	1.6	5.9	22.1	22.1	9.8	10.3	10.2
Benchmark	2.7	10.9	29.5	29.5	11.2	12.9	13.8
Difference	(1.1)	(5.0)	(7.4)	(7.4)	(1.4)	(2.6)	(3.6)

Past performance is not a reliable indicator of future performance. Returns are quoted in AUD and net of applicable fees, costs and taxes. All p.a. returns are annualised. Benchmark is MSCI All Country World Net Index in AUD.

Top & bottom sector contribution^{1,2} (%)



Top & bottom stock contribution (%)



Companies mentioned are for illustrative purposes only and are not a recommendation to buy or sell any particular security

Market cap exposure³ (%)

Band	Weight	Benchmark
Mega (>\$100b)	32.2	56.6
Large (>\$25b <\$100b)	37.8	28.9
Medium (>\$5b <\$25b)	20.7	13.9
Small (<\$5b)	7.3	0.6

Sector exposure² (%)

Sector	Long	Benchmark
Financials	15.9	16.8
Information Technology	13.7	26.0
Industrials	12.6	10.1
Health Care	10.0	9.6
Materials	10.0	3.5
Consumer Discretionary	8.3	11.4
Consumer Staples	7.3	5.9
Communication Services	6.7	8.3
Energy	5.3	3.8
Utilities	4.3	2.5
Real Estate	3.8	2.0
Other	0.0	0.1

Regional exposure^{3,4,5} (%)

Region	Long	Benchmark
North America	41.2	69.5
Western Europe	32.6	12.9
- Eurozone	20.7	6.5
- United Kingdom	6.5	2.8
- Rest Western Europe	5.4	3.6
Developing Asia/EM	17.4	8.2
- China/Hong Kong	12.1	3.5
- Rest Developing Asia/EM	5.3	4.7
Developed Asia	6.7	7.7
- Korea/Taiwan	5.1	2.8
- Japan	1.7	4.8
Oceania	0.0	1.6
Total Equities	98.0	100.0
Cash	2.0	0.0
Totals	100.0	100.0

Top 10 equity longs³ (%)

Name	Country	Weight
Alphabet	United States	3.8
Sanofi	France	3.7
Merck	United States	3.3
Capital One Financial	United States	3.2
Barrick Gold	United States	3.2
Microsoft	United States	3.1
American Electric Power Co	United States	2.4
Société Générale	France	2.3
Tesco	United Kingdom	2.3
Amazon.com	United States	2.3

Asset value	
Fund AUM	\$319m
Strategy AUM	\$7,606m
Asset Value (NAV)	6.3259

1 Based on gross returns in AUD

2 GICS classification

3 Call (put) options represented as the current option value (delta adjusted exposure)

4 Antipodes classification

5 Where possible, regions, countries and currencies classified on a look through basis

Fund facts

Characteristics	
Investment manager	Antipodes Partners Limited
Inception date	5 November 2018
Benchmark	MSCI All Country World Net Index in AUD
Management Fee	1.10% p.a.
Performance Fee	15% of net return in excess of benchmark
Risk/Return profile	High
Distributions	Annual, 30 June
Unit Valuation	Sydney business day
Registry	Automic Pty Ltd
Market Maker	Citigroup Global Markets Australia Pty Ltd


iNAV tickers

	Unit Price	iNAV
Bloomberg	AGX1.AU Equity	AGFLIV Index
Thomson Reuters	AGX1.AX	AGFLOFV=SOLA
IRESS	AGX1.AXW, AGX1.CXA	AGX1IV

Fund features

- **Objective** – to achieve absolute returns in excess of the benchmark over the investment cycle (typically 3-5 years)
- **Global diversification** – Access to 30+ global companies via a single trade
- **Alignment of interests** – proportion of each team member's remuneration is invested into Antipodes funds. Antipodes also has a significant investment alongside unitholders
- **Simple access** – being exchange traded, investors can buy or sell AGX1 like a regular share during the trading day
- This product is intended for use as a core, minor or satellite allocation for a consumer who is seeking capital growth and has a high or very high risk and return profile for that portion of their investment portfolio. It is likely to be consistent with the financial situation and needs of a consumer with a 5-year investment timeframe and who is unlikely to need to withdraw their money on less than one week's notice.

Fund ratings



Further information

- ☎ 1300 010 311
✉ invest@antipodes.com

Australia Head Office

Antipodes Partners Limited
Level 25, Australia Square
Tower, 264 George Street
Sydney NSW 2000

UK Office

Antipodes Partners Limited
Suite 823
125 Old Broad Street
London EC2N 1AR UK

Disclaimer

This communication is prepared by Antipodes Partners Limited ('Antipodes') (ABN 29 602 042 035, AFSL 481580) as the investment manager of the Antipodes Global Shares (Quoted Managed Fund) (ARSN 625 560 269) ('the Fund'). Pinnacle Fund Services Limited ('PFS') (ABN 29 082 494 362, AFSL 238371) is the product issuer of the Fund. PFS is not licensed to provide financial product advice. PFS is a wholly-owned subsidiary of the Pinnacle Investment Management Group Limited ('Pinnacle') (ABN 22 100 325 184). The Product Disclosure Statement ('PDS') and Target Market Determination ('TMD') of the Fund are available via below links. Any potential investor should consider the PDS and TMD before deciding whether to acquire, or continue to hold units in, the Fund.

Link to [Product Disclosure Statement](#)

Link to [Target Market Determination](#)

For historic TMD's please contact Pinnacle client service Phone 1300 010 311 or Email service@pinnacleinvestment.com

This communication is for general information only. It is not intended as a securities recommendation or statement of opinion intended to influence a person or persons in making a decision in relation to investment. It has been prepared without taking account of any person's objectives, financial situation or needs. Any persons relying on this information should obtain professional advice before doing so. Past performance is for illustrative purposes only and is not indicative of future performance. Options exposure represents the market downside. For put options (typically used to limit potential downside) delta-adjusted exposure is used and for call options (typically used to capture potential upside) exposure is calculated using the current option value. Unless otherwise specified, all amounts are in Australian Dollars (AUD).

Whilst Antipodes, PFS and Pinnacle believe the information contained in this communication is reliable, no warranty is given as to its accuracy, reliability or completeness and persons relying on this information do so at their own risk. Subject to any liability which cannot be excluded under the relevant laws, Antipodes, PFS and Pinnacle disclaim all liability to any person relying on the information contained in this communication in respect of any loss or damage (including consequential loss or damage), however caused, which may be suffered or arise directly or indirectly in respect of such information. This disclaimer extends to any entity that may distribute this communication.

Any opinions and forecasts reflect the judgment and assumptions of Antipodes and its representatives on the basis of information available as at the date of publication and may later change without notice. Any projections contained in this presentation are estimates only and may not be realised in the future.

Unauthorised use, copying, distribution, replication, posting, transmitting, publication, display, or reproduction in whole or in part of the information contained in this communication is prohibited without obtaining prior written permission from Antipodes. Pinnacle and its associates may have interests in financial products and may receive fees from companies referred to during this communication.

Zenith Disclaimer: The Zenith Investment Partners ('Zenith') (ABN 27 103 132 672, AFSL 226872) rating (assigned Antipodes Global Shares (Quoted Managed Fund) – June 2024) referred to in this piece is limited to "General Advice" (s766B Corporations Act 2001) for Wholesale clients only. This advice has been prepared without taking into account the objectives, financial situation or needs of any individual, including target markets of financial products, where applicable, and is subject to change at any time without prior notice. It is not a specific recommendation to purchase, sell or hold the relevant product(s). Investors should seek independent financial advice before making an investment decision and should consider the appropriateness of this advice in light of their own objectives, financial situation and needs. Investors should obtain a copy of, and consider the PDS or offer document before making any decision and refer to the full Zenith Product Assessment available on the Zenith website. Past performance is not an indication of future performance. Zenith usually charges the product issuer, fund manager or related party to conduct Product Assessments. Full details regarding Zenith's methodology, ratings definitions and regulatory compliance are available on our Product Assessments and at Fund Research Regulatory Guidelines.

Lonsac Disclaimer: The Lonsac Rating (assigned May 2024) Lonsac Research presented in this document is published by Lonsac Research Pty Ltd ('Lonsac') (ABN 11 151 658 561, AFSL 421445). The Rating is limited to "General Advice" (as defined in the Corporations Act 2001 (Cth)) and based solely on consideration of the investment merits of the financial products. Past performance information is for illustrative purposes only and is not indicative of future performance. They are not a recommendation to purchase, sell or hold Antipodes products, and you should seek independent financial advice before investing in these products. The Ratings are subject to change without notice and Lonsac assumes no obligation to update the relevant documents following publication. Lonsac receives a fee from the Fund Manager for researching the products using comprehensive and objective criteria. For further information regarding Lonsac's Ratings methodology, please refer to our website at <https://www.lonsac.com.au/fund-manager/investment-product-ratings>.

Morningstar Disclaimer: © 2024 Morningstar, Inc. All rights reserved. Neither Morningstar, its affiliates, nor the content providers guarantee the data or content contained herein to be accurate, complete or timely nor will they have any liability for its use or distribution. Any general advice or 'classservice' have been prepared by Morningstar Australasia Pty Ltd ('Morningstar') (ABN 95 090 665 544, AFSL 240892) and/or Morningstar Research Ltd, subsidiaries of Morningstar, Inc, without reference to your objectives, financial situation or needs. Refer to Morningstar Financial Services Guide (FSG) for more information at <https://cdn.morningstar.com.au/mca/s/fsg.pdf>. You should consider the advice in light of these matters and if applicable, the relevant Product Disclosure Statement (Australian products) or Investment Statement (New Zealand products) before making any decision to invest. Morningstar publications, ratings and products should be viewed as an additional investment resource, not as your sole source of information. Past performance is for illustrative purposes only and is not indicative of future performance. To obtain advice tailored to your situation, contact a professional financial adviser. Some material is copyright and published under licence from ASX Operations Pty Ltd ('ASXO') (ACN 004 523 782).

Antipodes Global Shares (Quoted Managed Fund) received a Morningstar Analyst RatingTM of 'Bronze' on 29 April 2024