




Dec 2025 1H Results
Chris Hartwig and
Steven McGregor



EzyStrut

Cable & Pipe Supports



korvest galvanisers



Introduction to Korvest

- Korvest (ASX:KOV) is headquartered in South Australia and provides cable and pipe supports and galvanising services
- Listed in September 1970
- Korvest has sales offices and warehouses in Adelaide, Melbourne, Sydney, Brisbane and Perth, with distributors in Darwin, Townsville, Hobart and New Zealand
- Manufacturing, fabrication and galvanising in Adelaide
- Overseas supply chain provides make vs buy flexibility
- Sell to a wide variety of industry sectors

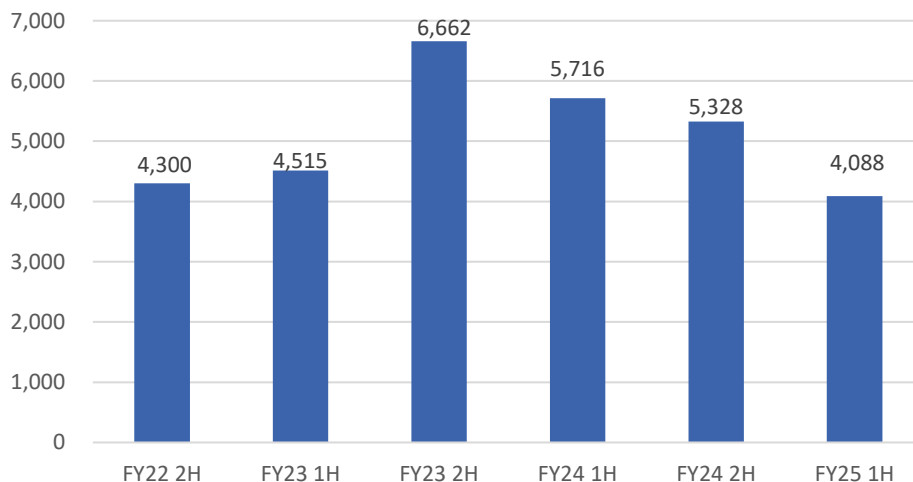
Key Takeaways

- 1H impacted by:
 - \$670k of one-off costs
 - Galvanising Operational issue (17 days lost production)
 - EzyStrut product rectification
 - Margin contraction – competitive pressures and project phasing
 - Inflationary cost pressures
- Reduced major project activity in 1H offset by improved day-to-day and small project orders
- Record Order Book driven by 2 new major projects
- Significant increase expected in 2H Major Project work based on current customer delivery schedules
- Full year FY25 profit expected to exceed FY24

Headline Numbers

	Dec 24 (1H)	June 24 (2H)	Dec 23 (1H)	Dec 24 vs Dec 23
Sales	\$51.13m	\$51.18m	\$51.71m	(1.1%)
EBIT	\$5.78m ¹	\$7.64m	\$8.18m ²	(29.3%)
NPAT	\$4.09m	\$5.33m	\$5.72m	(28.5%)
Operating cash flow	\$7.12m	\$3.48m	\$6.88m	
EPS	34.8c	45.6c	49.1c	(29.1%)

Profit After Tax



- Margin contraction and project phasing impacted profitability
- Impact from Galvanising operational issue & EzyStrut product performance issue (\$670k EBIT impact)
- Strong operating cash generation
- Record order book

1. Incl approx. \$670k impact of Galvanising operational issue & EzyStrut product performance issue
2. Includes \$319k gain on entering sublease

Industrial Products

	Dec 24 (1H)	June 24 (2H)	Dec 23 (1H)	Dec 24 vs Dec 23
Sales	\$46.44m	\$46.49m	\$46.25m	0.4%
EBIT	\$5.57m	\$7.06m	\$7.50m	(25.7%)
EBIT %	12.0%	15.2%	16.2%	

Trading Update

EzyStrut

- Improved small project/day-to-day revenue
- Reduced major project revenue
- 2 new major projects secured (Dec and 2H start)
- 4 ongoing major projects supplied, all now nearing completion
- Margins contracted
- Increased staff, depreciation, freight and occupancy costs

Production Services

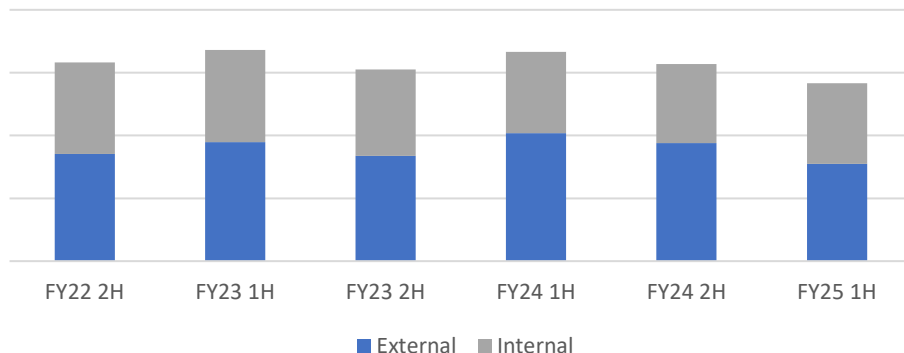
Dec 24 (1H) June 24 (2H) Dec 23 (1H) Dec 24 vs Dec 23

Sales	\$4.69m	\$4.69m	\$5.47m	(14.3%)
EBIT	\$0.51m	\$0.80m	\$1.26m	(59.5%)
EBIT %	10.9%	17.1%	23.0%	



korvest galvanisers

Galvanising volume



Trading Update

- Reduced external tonnes
- EzyStrut volume static
- Major operational issue -17 days lost production
- 1H impact approx. \$435k not including opportunity cost of lost work
- Gas pricing 2.1% higher than PCP
- Successful heat reclamation project reduced overall gas consumption

Capital Expenditure

	Dec 24 (1H)	FY24	FY23	FY22
Capital Expenditure	\$2.10m	\$4.51m	\$1.86m	\$2.11m

- \$1.1million - new equipment related to new capability/capacity including truck, roll-former, kettle burner management system in Galvanising
- \$762k – stay in business/maintenance – forklifts, replacement galvanising kettle (part payment), vehicles, lifting equipment
- \$218k – Kilburn development preliminary costs

Key initiatives

Automation

- 3rd auto tray line equipment installed with commissioning in early 2H
- Robotic cells customised for upcoming project work

People, Operations & Cost Optimisation

- Waste heat recovery project operational and optimised, providing gas savings
- Site redevelopment project awaiting Council approval
- In-house freight operational in WA, to be replicated in SA during 2H
- Installation of new burner management system in Galvanising postponed to scheduled kettle change at the end of 2025
- Improved customer service metrics
- Improved safety performance
- Focus on staff engagement, training & development

Balance Sheet

ASSETS \$m Dec 2024 June 2024 Dec 2023

Cash & Investments	6.9	7.1	9.1
Receivables	15.9	22.6	17.7
Inventories	19.1	17.0	16.7
Property, Plant & Equipment	24.1	23.0	21.9
Right-of-use Asset	7.2	7.7	7.6
Lease Receivable	1.3	1.6	1.7
Other	1.3	0.5	0.8
Total Assets	75.8	79.5	75.5

Reduced in line with lower revenue near balance date

Timing of import receipts and production

LIABILITIES

Payables	(7.7)	(9.3)	(8.3)
Lease Liabilities	(9.0)	(9.5)	(9.3)
Other Liabilities	(6.1)	(7.3)	(7.0)
Total Liabilities	(22.8)	(26.1)	(24.6)

NET ASSETS **53.0** **53.4** **50.9**

Dividends

	FY 2025	FY 2024	FY 2023	FY 2022	FY 2021
Interim	25c	25c	25c	25c	15c
Final Dividend	N/A	40c	35c	35c	20c
Total Dividend	N/A	65c	60c	60c	35c
Franking	100%	100%	100%	100%	100%

DRP remains suspended for interim dividend

Key Dates

Record Date: 14 February 2025

Payment Date: 7 March 2025

Outlook

- Commencing 2H with record order book, as a result of 2 major infrastructure projects
- Major project schedules indicate significant increase in 2H activity
- Day-to-day and project markets expected to be at good levels subject to broader economic conditions
- Working capital levels likely to increase given commencement of two major projects
- Full year FY25 profit expected to exceed FY24



Company Overview

Industrial Products



EzyStrut

- Cable and pipe supports
- Market leader in cable supports
- Manufacturing facility in Kilburn, SA
- Overseas supply chain
- Sells to EPCMs, Wholesalers, and direct to project contractors
- Local manufacture allows quick response time and ability to manufacture specials – a differentiator to overseas competition
- National sales and warehouse network
- Vertical integration with Korvest Galvanisers

Production Services



- Longest galvanising kettle in Australia (14m)
- South Australia's only centrifuge plant (national market)
- Predominantly structural work for SA projects or fabrications
- In-house work for EzyStrut

Industrial Products



Australia's leading range of cable & pipe supports.
www.ezystrut.com.au



korvest galvanisers

Quick turnaround galvanising of the largest,
smallest, and most complex construction members.
www.korvestgalvanisers.com.au