



Q3 FY25

Quarterly Activities Report & Appendix 4C

29 April 2025

IMPORTANT NOTICE & DISCLAIMER

Acceptance

This presentation has been prepared by betr Entertainment Limited (ACN 647 124 641) (**betr**). By accepting, accessing or reviewing this presentation, you acknowledge and agree to the terms set out in this Important Notice and Disclaimer.

Summary of information

This presentation has been provided to you solely to convey information about betr and its related entities, and their activities, for the quarterly period ended 31 March 2025. The information in this presentation is general in nature and does not purport to be complete, nor does it contain all the information which a prospective investor may require in evaluating a possible investment in betr. It has been prepared by betr with due care, but other than as required by law, no representation or warranty, express or implied, is provided in relation to the accuracy, fairness or completeness of the information. Statements in this presentation are made only as of the date of this presentation, unless otherwise stated, and the information in this presentation remains subject to change without notice. None of betr, its representatives or advisers is responsible for updating, or undertakes to update, this presentation. Items depicted in photographs and diagrams are not assets of betr, unless stated. This presentation should be read in conjunction with betr's Results Announcement for the quarterly period ended 31 March 2025, as well as other periodic and continuous disclosure information lodged with the ASX, which are available at www.asx.com.au and the betr Investor Centre accessible via corporate.betr.com.au.

Industry data

Certain market and industry data cited or used in the preparation of this presentation may have been obtained from research, surveys or studies conducted by third parties, including industry or general publications. None of betr, its representatives or advisers have independently verified any such market or industry data provided by third parties or industry or general publications, nor have those third parties or industry or general publications authorised or approved the publication of this presentation.

Not financial product advice or offer

This presentation is for information purposes only and is not a prospectus, product disclosure statement, pathfinder document for the purposes of section 734(9) of the Corporations Act or other disclosure document under Australian law or the law of any other jurisdiction. It is not, and should not be considered as, an offer, invitation, solicitation, advice or recommendation to buy or sell or to refrain from buying or selling any securities or other investment product or to enter into any other transaction in any jurisdiction. It has been prepared without accounting for any person's individual objectives, financial or tax situation or any particular needs. Readers should consider the appropriateness of the information having regard to their own objectives, financial and tax situation and needs, make their own enquiries and investigations regarding all information in this presentation including but not limited to the assumptions, uncertainties and contingencies which may affect future operations of betr and the impact that different future outcomes may have on betr, and seek legal and taxation advice appropriate for their jurisdiction.

Financial data

Investors should note that this presentation contains historical financial information. The historical information, provided in this presentation is for illustrative purposes only and is not represented as being indicative of betr's views on its future financial condition and/or performance. Investors should be aware that certain financial measures included in this presentation are 'non-IFRS financial information' under ASIC Regulatory Guide 230: 'Disclosing non-IFRS financial information' and are not recognised under Australian Accounting Standards (AAS) and International Financial Reporting Standards (IFRS). The non-IFRS financial information/non-GAAP financial measures include EBITDA, net debt and others. Such non-IFRS financial information/non-GAAP financial measures do not have a standardised meaning prescribed by AAS or IFRS. Therefore, the non IFRS financial information may not be comparable to similarly titled measures presented by other entities and should not be construed as an alternative to other financial measures determined in accordance with AAS or IFRS.

Although betr believes these non-IFRS financial measures provide useful information to investors in measuring the financial performance and condition of its business, investors are cautioned not to place undue reliance on any non-IFRS financial information/non-GAAP financial measures included in this presentation. The non-IFRS financial information in this presentation has not been audited or reviewed in accordance with AAS. All currency figures in this presentation are in Australian dollars (\$) or A\$) unless stated otherwise.

Effect of rounding

A number of figures, amounts, percentages, estimates, calculations of value and fractions in this presentation are subject to the effect of rounding. Accordingly, the actual calculation of these figures may differ from the figures set out in this presentation.

Past performance

Past performance of betr, including past share price performance, cannot, and should not, be relied upon as an indicator of (and provides no guidance as to) future betr performance. Nothing contained in this presentation, nor any information made available to you is, or shall be relied upon as, a promise, representation, warranty or guarantee, whether as to the past, present or future.

Future performance and forward-looking statements

This presentation contains forward-looking statements, forecasts, estimates, projections, beliefs and opinions (Forward-Looking Statements). Forward-Looking Statements can be identified by the use of terminology, including, without limitation, the terms 'believes', 'estimates', 'anticipates', 'expects', 'projects', 'predicts', 'intends', 'plans', 'propose', 'goals', 'targets', 'aims', 'outlook', 'guidance', 'forecasts', 'may', 'will', 'would', 'could' or 'should' or, in each case, their negative or other variations or comparable terminology. Forward-Looking Statements reflect expectations as at the date of this presentation. However, they are not guarantees or predictions of future performance or events or statements of fact. They involve known and unknown risks, uncertainties and other factors, many of which are beyond betr's control, and which may cause actual results to differ materially from anticipated results, performance or achievements expressed or implied by the Forward-Looking Statements contained in this presentation. Other than as required by law, although they believe there is a reasonable basis for the Forward-Looking Statements, neither betr nor any other person (including any director, officer or employee of betr or any related body corporate) gives any representation, assurance or guarantee (express or implied) as to the accuracy or completeness of each Forward-Looking Statement or that the occurrence of any event, results, performance or achievement will actually occur. Except as required by applicable laws or regulations, betr does not undertake to publicly update or review any Forward-Looking Statements, whether as a result of new information or future events. Past performance cannot be relied on as a guide to future performance.

No representations or warranties

No representation or warranty, expressed or implied, is made as to the fairness, accuracy, completeness or correctness of the information, opinions and conclusions contained in this presentation. To the maximum extent permitted by law, none of betr and its related bodies corporate, or their respective directors, employees or agents, nor any other person accepts liability for any loss arising from the use of this presentation or its contents or otherwise arising in connection with it, including, without limitation, any liability from fault or negligence.

Authorisation

This presentation has been authorised for lodgement to the ASX by the betr Board of Directors.



KEY TRADING METRICS - Q3 FY25



ACCELERATING MOMENTUM

Key trading metrics continuing to increase quarter-on-quarter, confirming the new and growing scale of the business



INCREASED CUSTOMER ACTIVITY

152,989 Cash Active¹ clients (+6% vs previous quarter) as we continue to strategically reactivate the betr database



STRONG OPERATING CASH FLOW

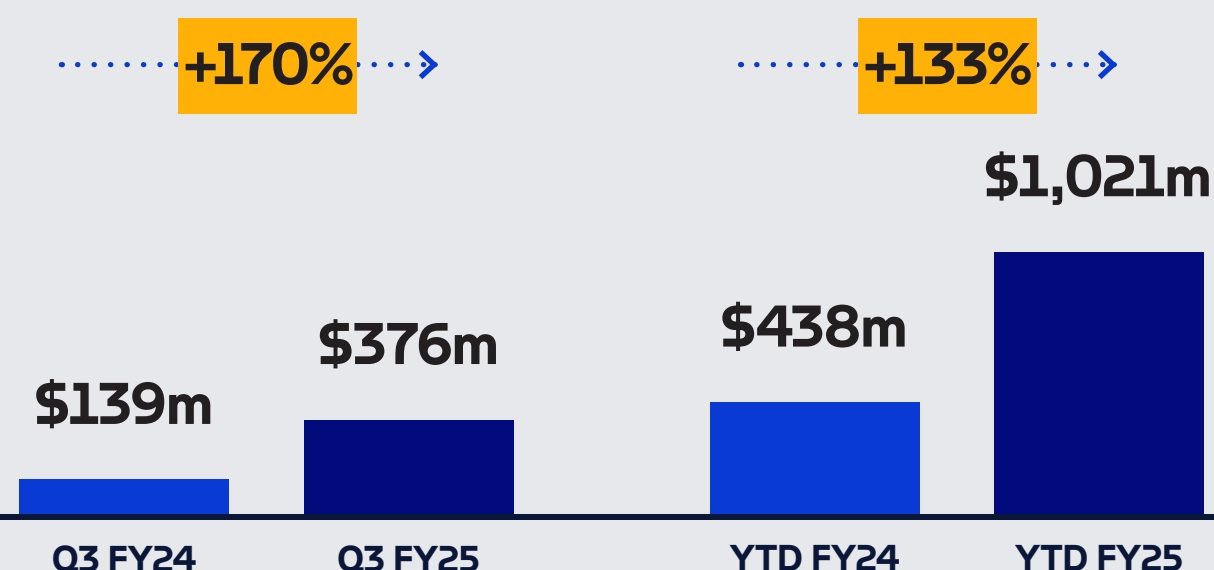
\$3.3m of operating cash flow for the quarter reflecting the strong trading performance over the period



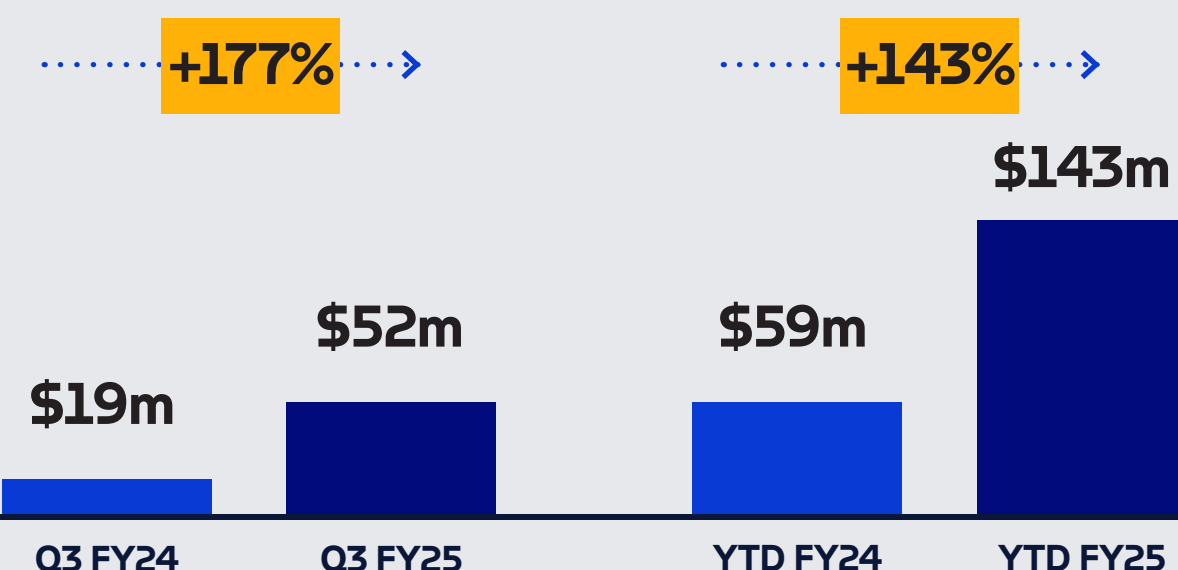
SUCCESSFUL TOPSPORT MIGRATION

Successful migration of customers after the close of the period, with TopSport activity to be included in Q4

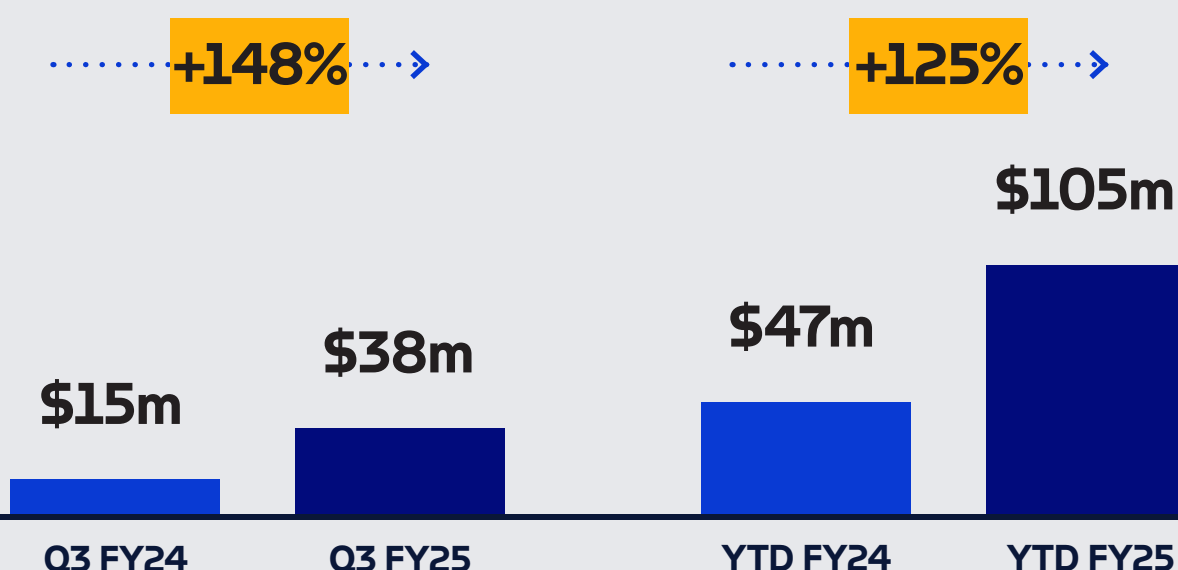
TURNOVER



GROSS WIN



NET WIN



Notes: (1) Customers that have placed a cash bet in the 12 months to 31 March 2025. Note: betr customers that did not previously hold a BlueBet account are excluded unless they have placed a cash bet since 1 July 2024. This measure will therefore be a conservative indication of the Company's active customers until 30 June 2025



■ KEY TRADING METRICS – Q3 FY25

	Q3 FY25	Q3 FY24	CHANGE
Turnover	\$376.0m	\$139.2m	170%
Gross Win Margin %	13.7%	13.4%	+0.4pp
Gross Win	\$51.7m	\$18.6m	177%
Net Win Margin %	10.1%	11.0%	-0.9pp
Net Win	\$37.8m	\$15.3m	148%

	YTD FY25	YTD FY24	CHANGE
	\$1,021.1m	\$438.3m	133%
	14.0%	13.4%	+0.6pp
	\$142.7m	\$58.7m	143%
	10.3%	10.6%	-0.3pp
	\$105.0m	\$46.6m	125%



SUMMARY OF QUARTERLY CASH FLOWS

Strong Operating Cashflow delivered in the Quarter

Q3 CASH FLOW HIGHLIGHTS



- Closing Cash balance at the end of March 2025 was \$31.2 million and includes Client balances of \$12.6 million
- Net Cash generated from Operating Activities for the business (inclusive of Corporate costs) was \$3.3 million
- Advertising and marketing was \$3.6 million, reflecting a quieter period in the sporting & racing calendars
- Investments of \$15.4 million reflects the purchase of shares in ASX listed entities
- Payments for intellectual property of \$1.4 million represents capitalised platform development
- Proceeds from issue of equity securities reflects \$15.0 million raised to support the TopSport acquisition & further growth
- Proceeds from borrowing of \$15.0 million reflects an unsecured loan obtained during the period to partially fund 19.9% relevant interest in PointsBet (PBH) which was announced post quarter end
- Transaction costs of \$1.2 million represents fees paid to advisers for the capital raise, TopSport acquisition and other strategic advisory

\$000's

Q3 FY25

Cash flows from operating activities	
Receipts from customers (Client deposits)	123,820.0
Payments to customers (Client withdrawals)	(84,813.6)
Payments to suppliers and employees (inclusive of GST)	(35,397.1)
Interest received	65.0
Interest and other finance costs paid	(349.5)
Income taxes refunded / (paid)	0
Net cash generated from operating activities	3,324.7
Cash flows from investing activities	
Payments for businesses	(819.2)
Payments for property, plant and equipment	(387.1)
Investments	(15,383.3)
Payments for intangibles	(1,444.4)
Net cash used in investing activities	(18,034.1)
Cash flows from financing activities	
Issue of securities	15,000.0
Transaction costs	(1,154.6)
Proceeds from borrowings	15,000.0
Net cash generated from financing activities	28,845.4
Net increase / (decrease) in cash and cash equivalents	14,136.0
Cash and cash equivalents at the beginning of the quarter	17,712.6
Effects of exchange rate changes on cash and cash	(681.2)
Cash and cash equivalents at the end of the quarter	31,167.4



■ RELATED PARTY TRANSACTIONS

**Payments of \$0.6m for Salaries and Wages
(inclusive of Superannuation and applicable taxes
withheld) of Executive and Non-Executive Director
Fees on normal commercial terms**





Appendix 4C

Quarterly cash flow report for entities subject to Listing Rule 4.7B

Name of entity

Betr Entertainment Limited

ABN

19 647 124 641

Quarter ended ("current quarter")

31st March 2025

Consolidated statement of cash flows	Current quarter \$A'000	Year to date (9 months) \$A'000
1. Cash flows from operating activities		
1.1 Receipts from customers ¹	123,820.0	343,190.6
1.2 Payments for		
(a) research and development		
(b) product manufacturing and operating costs ²	(17,384.2)	(47,740.0)
(c) advertising and marketing	(3,604.7)	(13,490.0)
(d) leased assets ³	(762.4)	(1,934.2)
(e) staff costs	(5,376.4)	(16,589.4)
(f) administration and corporate costs ⁴	(8,269.5)	(19,558.1)
1.3 Dividends received (see note 3)		
1.4 Interest received	65.0	176.2
1.5 Interest and other costs of finance paid ⁵	(349.5)	(1,092.7)
1.6 Income taxes paid		
1.7 Government grants and tax incentives		
1.8 Other – Payments to customers ⁶	(84,813.6)	(243,845.8)
1.9 Net cash from / (used in) operating activities	3,324.7	(883.4)

1 Reflects customer deposits during the period.

2 Reflects Cost of Sales.

3 Represents repayments of lease liabilities per AASB 16 "Leases" accounting standard..

4 Includes GST collected & paid relating to Australian Net Win.

5 Represents interest costs of lease liabilities per AASB 16 "Leases" accounting standard.

6 Reflects customer withdrawals during the period. Note Net Win is derived from 1.1 & 1.8, less changes in customer balances. Net Win is identified separately in the accompanying presentation.

Consolidated statement of cash flows		Current quarter \$A'000	Year to date (9 months) \$A'000
2.	Cash flows from investing activities		
2.1	Payments to acquire or for:		
	(a) entities		
	(b) businesses ⁷	(819.2)	349.6
	(c) property, plant and equipment	(387.1)	(423.9)
	(d) investments ⁸	(15,383.3)	(15,383.3)
	(e) intellectual property ⁹	(1,444.4)	(4,109.6)
	(f) other non-current assets		
2.2	Proceeds from disposal of:		
	(a) entities		
	(b) businesses		
	(c) property, plant and equipment		
	(d) investments		
	(e) intellectual property		
	(f) other non-current assets		
2.3	Cash flows from loans to other entities		
2.4	Dividends received (see note 3)		
2.5	Other (provide details if material)		
2.6	Net cash from / (used in) investing activities	(18,034.1)	(19,567.3)

⁷ Includes \$11.7m of Client Balances of NTD Pty Ltd, as at 30 June 2024, transferred to BlueBet Pty Ltd.

⁸ Purchase of relevant interest in PointsBet Holdings Limited (ASX:PBH)

⁹ Includes capitalised website & app development costs.

3.	Cash flows from financing activities		
3.1	Proceeds from issues of equity securities (excluding convertible debt securities)	15,000.0	15,000.0
3.2	Proceeds from issue of convertible debt securities		
3.3	Proceeds from exercise of options		
3.4	Transaction costs related to issues of equity securities or convertible debt securities ¹⁰	(1,154.6)	(4,095.9)

¹⁰ Relates to the purchase of Assets of NTD Pty Ltd on 1 July 2024 and subsequent capital raise.

Consolidated statement of cash flows		Current quarter \$A'000	Year to date (9 months) \$A'000
3.5	Proceeds from borrowings ¹¹	15,000.0	15,000.0
3.6	Repayment of borrowings		
3.7	Transaction costs related to loans and borrowings		
3.8	Dividends paid		
3.9	Other bonds paid for new office premises		
3.10	Net cash from / (used in) financing activities	28,845.4	25,904.1

¹¹ Unsecured Loan to fund relevant interest in PBH.

4.	Net increase / (decrease) in cash and cash equivalents for the period		
4.1	Cash and cash equivalents at beginning of period	17,712.6	26,008.1
4.2	Net cash from / (used in) operating activities (item 1.9 above)	3,324.7	(883.4)
4.3	Net cash from / (used in) investing activities (item 2.6 above)	(18,034.1)	(19,567.3)
4.4	Net cash from / (used in) financing activities (item 3.10 above)	28,845.4	25,904.1
4.5	Effect of movement in exchange rates on cash held	(681.2)	(294.1)
4.6	Cash and cash equivalents at end of period	31,167.4	31,167.4

5.	Reconciliation of cash and cash equivalents at the end of the quarter (as shown in the consolidated statement of cash flows) to the related items in the accounts	Current quarter \$A'000	Previous quarter \$A'000
5.1	Bank balances	31,167.2	17,712.4
5.2	Call deposits		
5.3	Bank overdrafts		
5.4	Other (cash on hand)	0.2	0.2
5.5	Cash and cash equivalents at end of quarter (should equal item 4.6 above)	31,167.4	17,712.4

6.	Payments to related parties of the entity and their associates	Current quarter \$A'000
6.1	Aggregate amount of payments to related parties and their associates included in item 1	590.9
6.2	Aggregate amount of payments to related parties and their associates included in item 2	
<p><i>Note: if any amounts are shown in items 6.1 or 6.2, your quarterly activity report must include a description of, and an explanation for, such payments.</i></p> <p>During the quarter, the company made payments to Executive & Non-Executive Directors relating to Salaries & Wages (inclusive of superannuation and applicable taxes withheld) and Directors Fees on normal commercial terms.</p>		

7.	Financing facilities <i>Note: the term "facility" includes all forms of financing arrangements available to the entity. Add notes as necessary for an understanding of the sources of finance available to the entity.</i>	Total facility amount at quarter end \$A'000	Amount drawn at quarter end \$A'000
7.1	Loan facilities	15,000.0	15,000.0
7.2	Credit standby arrangements	360.0	195.6
7.3	Other (please specify)		
7.4	Total financing facilities	15,360.0	15,195.6
7.5	Unused financing facilities available at quarter end		164.4
7.6	<p>Include in the box below a description of each facility above, including the lender, interest rate, maturity date and whether it is secured or unsecured. If any additional financing facilities have been entered into or are proposed to be entered into after quarter end, include a note providing details of those facilities as well.</p> <p>NAB Corporate Credit Card Facilities \$110,000 Limit. Interest rate: 18.5% p.a. American Express Corporate Charge Card \$250,000 Limit. Interest rate: 3% on any overdue amount. Unsecured A\$15 million loan facility executed & drawn during the quarter with Toffee Limited. Interest rate is 6% per annum and maturity is 12 months after drawdown.</p>		

8.	Estimated cash available for future operating activities	\$A'000
8.1	Net cash from / (used in) operating activities (item 1.9)	3,324.7
8.2	Cash and cash equivalents at quarter end (item 4.6)	31,167.4
8.3	Unused finance facilities available at quarter end (item 7.5)	164.4
8.4	Total available funding (item 8.2 + item 8.3)	31,331.8
8.5	Estimated quarters of funding available (item 8.4 divided by item 8.1)	N/A
<p><i>Note: if the entity has reported positive net operating cash flows in item 1.9, answer item 8.5 as "N/A". Otherwise, a figure for the estimated quarters of funding available must be included in item 8.5.</i></p>		

8.6 If item 8.5 is less than 2 quarters, please provide answers to the following questions:

8.6.1 Does the entity expect that it will continue to have the current level of net operating cash flows for the time being and, if not, why not?

Answer:

8.6.2 Has the entity taken any steps, or does it propose to take any steps, to raise further cash to fund its operations and, if so, what are those steps and how likely does it believe that they will be successful?

Answer:

8.6.3 Does the entity expect to be able to continue its operations and to meet its business objectives and, if so, on what basis?

Answer:

Note: where item 8.5 is less than 2 quarters, all of questions 8.6.1, 8.6.2 and 8.6.3 above must be answered.

Compliance statement

- 1 This statement has been prepared in accordance with accounting standards and policies which comply with Listing Rule 19.11A.
- 2 This statement gives a true and fair view of the matters disclosed.

Date: 29/04/2025

Authorised by: Board of Directors
(Name of body or officer authorising release – see note 4)

Notes

1. This quarterly cash flow report and the accompanying activity report provide a basis for informing the market about the entity's activities for the past quarter, how they have been financed and the effect this has had on its cash position. An entity that wishes to disclose additional information over and above the minimum required under the Listing Rules is encouraged to do so.
2. If this quarterly cash flow report has been prepared in accordance with Australian Accounting Standards, the definitions in, and provisions of, *AASB 107: Statement of Cash Flows* apply to this report. If this quarterly cash flow report has been prepared in accordance with other accounting standards agreed by ASX pursuant to Listing Rule 19.11A, the corresponding equivalent standard applies to this report.
3. Dividends received may be classified either as cash flows from operating activities or cash flows from investing activities, depending on the accounting policy of the entity.
4. If this report has been authorised for release to the market by your board of directors, you can insert here: "By the board". If it has been authorised for release to the market by a committee of your board of directors, you can insert here: "By the [name of board committee – eg Audit and Risk Committee]". If it has been authorised for release to the market by a disclosure committee, you can insert here: "By the Disclosure Committee".
5. If this report has been authorised for release to the market by your board of directors and you wish to hold yourself out as complying with recommendation 4.2 of the ASX Corporate Governance Council's *Corporate Governance Principles and Recommendations*, the board should have received a declaration from its CEO and CFO that, in their opinion, the financial records of the entity have been properly maintained, that this report complies with the appropriate accounting standards and gives a true and fair view of the cash flows of the entity, and that their opinion has been formed on the basis of a sound system of risk management and internal control which is operating effectively.