

# Prospectus and Statement of Additional Information

for the Vanguard® Exchange Traded Funds (ETF)

30 April 2025

Vanguard Investments Australia Ltd announces the following:

ETF	ASX CODE	DATE	ANNOUNCEMENT
Vanguard US Total Market Shares Index ETF	VTS	30 April 2025	Filing of Australian Prospectus, US Prospectus and Statement of Additional Information with ASIC
Vanguard US Total Market Shares Index ETF	VTS	29 April 2025	Filing of US Prospectus and Statement of Additional Information with the SEC

Vanguard Investments Australia Ltd has lodged a new Australian Prospectus dated 30 April 2025, US Prospectus and Statement of Additional Information (**SAI**) for the Vanguard US Total Market Shares Index ETF (**VTS**) with the Australian Securities and Investments Commission (**ASIC**), a copy of which is attached.

VTS is a cross-listing on the ASX of the US ETF, Vanguard Total Stock Market Index Fund ETF Shares (NYSE: **VTI**). The Vanguard Group, Inc. in the US has also filed the corresponding US Prospectus and SAI with the US Securities and Exchange Commission (**SEC**) for the Vanguard Total Stock Market Index Fund ETF Shares (NYSE: **VTI**) on 29 April 2025, a copy of which is attached.

The Australian Prospectus should be read in conjunction with the US Prospectus (for Vanguard Total Stock Market Index Fund ETF Shares) and SAI (for the Vanguard Index Funds).

## Further Information

If you have any queries on Vanguard ETFs, please visit [vanguard.com.au](http://vanguard.com.au)

Vanguard Investments Australia Ltd (ABN 72 072 881 086 / AFS Licence 227263) (Vanguard) is the issuer of the Prospectus on behalf of the US listed ETFs described in the Prospectus. Vanguard has arranged for the interests in the US ETFs to be made available to Australian investors via CHESS Depositary Interests (CDIs) that are quoted on the AQUA market of the ASX. Vanguard is a wholly owned subsidiary of The Vanguard Group, Inc. based in the US. All rights reserved. Vanguard ETFs will only be issued to Authorised Participants - that is persons who have entered into an Authorised Participant agreement with Vanguard. Retail investors can transact in Vanguard ETFs through Vanguard Personal Investor, a stockbroker or financial adviser on the secondary market. Investors should consider the Prospectus in deciding whether to acquire Vanguard ETFs. Retail investors can only use the Prospectus for informational purposes. A copy of the Target Market Determinations (TMD) for Vanguard's financial products can be obtained at [vanguard.com.au](http://vanguard.com.au) free of charge and include a description of who the financial product is appropriate for. You should refer to the TMD of this Fund before making any investment decisions. You can access our disclosure documents at [vanguard.com.au](http://vanguard.com.au) or by calling 1300 655 101.

© 2025 Vanguard Investments Australia Ltd is the product issuer and is a wholly owned subsidiary of The Vanguard Group, Inc. based in the US. All rights reserved. Vanguard Investments Australia Ltd, Level 13, 130 Lonsdale Street, Melbourne VIC 3000.

# Vanguard US Total Market Shares Index ETF ASX Code: VTS

## Contents

1. Key features of the ETF offer
2. Risks
3. How to transact
4. Investor taxation
5. Other information you need to know

### Important information

Investment in the ETF is subject to risk (refer to section 'Risks'), which may include possible delays in repayment and loss of income and capital invested.

The Vanguard Group, Inc. (VGI) and its subsidiaries, including Vanguard, comprise the Vanguard Group of entities. None of VGI, Vanguard Investments Australia Ltd, nor their related entities, directors or officers gives any guarantee or assurance as to the performance of, or the repayment of capital or income invested in, the ETF described in this Prospectus.

This Prospectus is prepared for general information only. It is not intended to be a recommendation by Vanguard, any of Vanguard's associates or any other person to invest in the ETF. In preparing this Prospectus, Vanguard did not take into account the investment objectives, financial situation or particular needs of any particular person. Before making an investment decision, investors need to consider (with or without the advice or assistance of an adviser) whether investment in an ETF is appropriate to their needs, objectives and circumstances.

Vanguard has sufficient working capital to enable it to operate the ETF as outlined in this Prospectus.

If you would like to request a printed copy of this Prospectus, or any of the other important information that forms part of this Prospectus, please contact us.

### Important notice

#### Trading Participants

Please note that the offer in this Prospectus is for stockbrokers acting as principal, that is persons who have been authorised as 'trading participants' under the ASX Operating Rules. For that reason, certain sections of this Prospectus (particularly those relating to purchases and redemptions of the ETF) are of direct relevance to such persons only.

#### All other investors

Other investors cannot invest through this Prospectus directly, but can transact in the Vanguard ETF through a stockbroker or financial adviser. Other investors can use this Prospectus for informational purposes only. For further details on Vanguard Exchange Traded Funds (ETFs) please contact a stockbroker or financial adviser or visit [www.vanguard.com.au](http://www.vanguard.com.au).

This Prospectus does not constitute an offer or invitation in any jurisdiction other than in Australia. For the avoidance of doubt, ETF securities are not intended to be sold to US Persons as defined under Regulation S of the US federal securities laws.

This Prospectus is not a contract – it has been prepared to help you make a fully informed decision about whether the relevant product is right for you.

At the time of lodgement of this Prospectus with ASIC (being the date of this Prospectus), the ETF units have been admitted to Trading Status on the ASX and the ETF units are able to be traded on the market in the same way as other securities traded on the ASX (refer to the section 'Quotation under the AQUA Rules of the ASX' for further details).

#### Vanguard ETF Capital Markets Team

Monday to Friday 10:00 am to 4:00 pm (AET)

Telephone: 1300 655 888

E-mail: [etf@vanguard.com.au](mailto:etf@vanguard.com.au)

#### ASX enquiries

Telephone 131 279 (within Australia)

Telephone +61 2 9338 0000 (outside Australia)

#### Registered office

Level 13  
130 Lonsdale Street  
Melbourne Vic 3000

#### Website

[www.vanguard.com.au](http://www.vanguard.com.au)

© 2025 Vanguard Investments Australia Ltd (ABN 72 072 881 086 / AFSL 227263). All rights reserved.

## Features at a glance

Full name	Vanguard US Total Market Shares Index ETF
ASX code	VTX
SEDOL	B42HLM5
ISIN	AU000000VTX1
Management Costs <sup>1</sup>	0.03% p.a.
Structure	CDI: CHES Depositary Interest
Objective	Track the performance of the benchmark Index
Index	CRSP US Total Market Index
Listing location	ASX
Commencement date	8 May 2009
Prospectus date	30 April 2025
Expiry date	30 May 2026
AQUA product issuer	Vanguard Investments Australia Ltd
Fund manager	The Vanguard Group, Inc.
Share registry	Computershare Investor Services Pty Limited
Holder of underlying ETFs	CHES Depositary Nominees Pty Limited
US ETF Security	Vanguard Total Stock Market Index Fund ETF Shares
US Fund	Vanguard Total Stock Market Index Fund, a series of Vanguard International Equity Index Funds.
Risks	Including but not limited to ETF trading, stock market, index-related, index sampling, nondiversification, sector, currency, trading and liquidity, regulatory and tax, counterparty and ownership limit.
Transactions (primary market)	Via an Authorised Participant in the US
Creation unit <sup>2</sup>	Please refer to the latest Statement of Additional Information (SAI)
Transaction fee <sup>3</sup>	Please refer to the latest SAI
Transactions (secondary market) <sup>4</sup>	Available on the ASX; required to have a brokerage account.
Distribution	Quarterly: March, June, September and December
Distribution payable	Australian dollars, within 20 business days following the record date
Distribution reinvestment plan	Not available
Taxation	Capital gains or ordinary income, foreign sourced income and US withholding and US estate tax may be applicable depending on the circumstance of the investor.
Regulated Investment Company status	Qualifies as at the date of this Prospectus
Documents incorporated by reference	US Prospectus and SAI (and documents that update the US Prospectus and SAI, as lodged with ASIC from time to time).
Key contact	Vanguard ETF Capital Markets Team on 1300 655 888

<sup>1</sup> Refer to the section 'Fees and expenses'.

<sup>2</sup> US ETF Securities are issued and redeemed in large blocks known as creation units to "Authorised Participants" only. Refer to section '3. How to transact' for further information.

<sup>3</sup> This amount is only paid by Authorised Participants purchasing or redeeming US ETF Securities. Individual investors do not pay this amount for sales or purchases through their broker.

<sup>4</sup> Investors buying or selling CDIs on the ASX may incur brokerage fees, commissions and a bid/ask spread (being the difference between the price at which participants are willing to buy and sell CDIs).

## About this Prospectus

Vanguard Investments Australia Ltd ABN 72 072 881 086 AFSL 227263 (**Vanguard, we, us, our**) is the issuer of this Prospectus on behalf of the Vanguard Total Stock Market Fund (**US Fund**), a series of Vanguard International Equity Index Funds (a Delaware Statutory Trust).

The Vanguard Group, Inc. (**VGI**) is the US parent company of Vanguard.

A copy of this Prospectus has been lodged with the Australian Securities and Investments Commission (**ASIC**) in accordance with section 718 of the Corporations Act 2001 (Cth) (**Corporations Act**) and with the ASX Limited (**ASX**). Neither ASIC nor the ASX takes any responsibility for the contents of this Prospectus.

The Vanguard US Total Market Shares Index ETF is the name given to the Clearing House Electronic Subregister System (**CHES**) Depositary Interests (**CDIs**) that are quoted on the AQUA market of the ASX (refer to page 7 for further details on CDIs). These CDIs facilitate the buying and selling of exchange traded shares in the US Fund (**US ETF Securities**) on the ASX. CDIs are 'securities' for the purpose of the Corporations Act.

## Obtaining the latest PDS

A copy of this Prospectus for the Vanguard US Total Market Shares Index ETF, the prospectus for the US ETF Securities (**US Prospectus**) and the US Fund's Statement of Additional Information (**SAI**) are available on Vanguard's website at [www.vanguard.com.au](http://www.vanguard.com.au) or by contacting the Vanguard ETF Capital Markets Team on 1300 655 888. A paper copy will be provided free of charge on request.

Unless otherwise stated, data sources used within this prospectus by Vanguard or VGI are public or licensed market data and all material is current as at the date of this Prospectus.

## Information available from Vanguard

To keep investors informed, Vanguard, in its capacity as the AQUA product issuer of the Vanguard US Total Market Shares Index ETF, will provide regular reporting and disclosure through the ASX Market Announcements Platform (**MAP**) and/or Vanguard's website.

The following information can be obtained by visiting Vanguard's website at [www.vanguard.com.au](http://www.vanguard.com.au) or by contacting the Vanguard ETF Capital Markets Team on 1300 655 888:

- details of the Net Asset Value (**NAV**) for the ETF – available monthly
- details of the NAV price per unit for the ETF – available daily
- details of the pricing basket used to assist in intra-day pricing – available daily
- the latest copy of this Prospectus (and any documents which may amend or update the Prospectus)
- details of any continuous disclosure notices given by Vanguard to the ASX and/or ASIC
- details of distribution announcements given by Vanguard to the ASX
- annual and half yearly financial reports for the US Fund
- total number of ETF securities on issue (ii) total number and value of ETF securities issued in respect of the ETF (iii) total number and value of ETF securities redeemed in respect of the ETF and (iv) the difference between the amounts specified in items (ii) and (iii) – available monthly via ASX MAP

# 1. Key features of the ETF offer

## Direct purchases of underlying US ETF securities

As set out in the US Prospectus, the underlying US ETF Securities can only be purchased directly from the US Fund by certain authorised broker-dealers. These transactions are facilitated by the Depository Trust Company who holds securities on behalf of participants such as Computershare Trust Company, N.A. Individual investors generally will not be able to purchase the underlying ETF Securities directly from the US Fund. Instead, these investors will purchase the US ETF Securities on the market through a broker.

## Offer to Eligible Investors

Under this Prospectus, Vanguard is offering brokers who are ASX trading participants the opportunity to convert US ETF Securities into CDIs to allow trading of interests in the US ETF Securities (as CDIs) on the AQUA market of the ASX in Australia. In order to convert or redeem CDIs themselves, these brokers need to be authorised to purchase underlying US ETF Securities directly from the US Fund by the US Fund. Otherwise, the broker will need to engage counterparts in the US that are duly authorised for the purchase and redemption of the US ETF Securities (refer to section '3. How to transact' for further details on the purchase and redemption process). Other investors may invest in the CDIs (Vanguard US Total Market Shares Index ETF) on the AQUA market of the ASX as they cannot have CDIs created for them under this Prospectus. All investors can buy and sell CDIs on the ASX through a broker, trading platform or financial adviser.

## Continuous offer and expiry date

The offer of CDIs is a continuous offer which remains open until the expiry date of 30 May 2026, being 13 months after the date of this Prospectus. CDIs will not be offered, issued or transferred on the basis of this Prospectus after 30 May 2026.

The ETF offered in this Prospectus is:

<b>ETF name</b>	Vanguard US Total Market Shares Index ETF ASX code: VTS
<b>Investment objective</b>	Seeks to track the performance of a benchmark index that measures the investment return of the overall US stock market.
<b>Underlying index</b>	The CRSP US Total Market Index represents approximately 100% of the investable U.S. stock market and includes large-, mid-, small-, and micro-cap stocks.
<b>Management costs*</b>	0.03% p.a.

\* Refer to the section 'Fees and expenses'.

The CRSP US Total Market Index was not created by, and is not managed by Vanguard or any affiliate of Vanguard.

The Vanguard US Total Market Shares Index ETF referred to in the above table is the name given to the CDIs that are quoted on the AQUA market of the ASX (refer to page 7 for further details on CDIs). CDIs facilitate the buying and selling of US ETF Securities issued by the US Fund. The US ETF Securities are listed on NYSE Arca (a subsidiary of NYSE Euronext).

Some of the information in the table above is referenced from the US Prospectus for the US ETF Securities. For further information regarding the investment objectives, cash and liquidity management and the fees and expenses, please refer to the US Prospectus. For further information on securities lending, and environmental, social and ethical considerations, please refer to the SAI.

## Additional information about the CRSP US Total Market Index

The following table sets out additional information about the CRSP US Total Market Index:

<b>Eligibility criteria</b>	Listed equity securities, including common stocks of US-incorporated or US-headquartered companies (including REITs) traded on the NYSE, NYSE American, NYSE ARCA, NASDAQ and Cboe BZX exchanges.
<b>Weighting methodology</b>	Full market capitalisation adjusted for free float before inclusion in the index.
<b>Construction methodology</b>	Rules-based. This means that there are specific objective eligibility criteria (i.e. rules) that determine which securities are included in the index and the weightings of the securities included in the index.
<b>Rebalancing methodology</b>	Quarterly rebalancing with security migration subject to "packetting".
<b>Liquidity requirements</b>	Total market capitalisation greater than \$10 million, float shares greater than 12.5% (10% for Fast Track IPOs) of total shares, trading volume requirements and a security must not have ten sequential days without trading volume.

For further information regarding the benchmark index values, returns and methodology please refer to CRSP's website <https://www.crsp.org/indexes/>

## Performance

Monthly performance information for the ETF and historical performance relative to the index will be published on Vanguard's website at [vanguard.com.au](http://vanguard.com.au). Neither the return of capital nor the performance of the ETF is guaranteed. Past performance is not a reliable indicator of future performance.

## Fees and expenses

The following table sets out the fees and expenses of the US ETF Securities at the date of this Prospectus:

Vanguard ETF	Vanguard US Total Market Shares Index ETF
US ETF Security	Vanguard Total Stock Market Index Fund ETF Shares
Management fees	0.02%
Distribution fee	None
Other expenses	0.01%
<b>Total annual fund operating expenses* (Management Costs)</b>	<b>0.03%</b>

\* Management Costs are deducted from the assets of the US Fund

Management Costs are expressed as a percentage of the US ETF Securities' average net assets during the relevant period. Management Costs include management expenses, such as advisory fees, account maintenance, reporting, accounting, legal, and other administrative expenses and any distribution fees. They do not include the transaction costs of buying and selling portfolio securities.

As Management Costs are expressed as a percentage of the average net assets of the US ETF Securities and the value of those assets may change over time, the actual Management Costs for a period may be higher or lower than shown in the table above. For additional information about Fees and Expenses of the US ETF Securities, please see the US Prospectus.

Investors buying or selling CDIs on the ASX may incur brokerage fees, commissions and a bid/ask spread (being the difference between the price at which participants are willing to buy and sell CDIs).

## What is an ETF?

An ETF is an exchange traded fund, which is quoted for trading on the AQUA market of the ASX (in this case, it is the CDIs that are quoted for trading on the AQUA market of the ASX). Generally, these exchange traded funds comprise diversified investments in shares, bonds or real estate securities and are commonly constructed using an indexed investment methodology.

ETFs seek to combine the best features of index managed funds and listed investment in one investment. ETFs typically come with the benefits of low cost, broad diversification and transparency. However, unlike traditional index funds which are priced only once per day, ETF securities trade on a stock exchange so they can generally be bought and sold at any time during the trading day at prevailing market prices. ETFs carry certain risks (refer to the section '2. Risks' for further details).

## Who is Vanguard?

Vanguard is a wholly owned subsidiary of VGI. In Australia, Vanguard has been serving financial advisers, retail clients and institutional investors for over 25 years.

## Who is involved in the ETF process?

The role of Vanguard is to be the issuer of the cross-listed US ETF Securities, via CDIs, into the Australian market (refer to page 7 for further details). To accomplish this, Vanguard has entered into an Intermediary Authorisation Agreement with VGI. Neither the US Fund nor VGI holds an Australian Financial Services Licence (AFSL).

Other roles of Vanguard are to:

- contract with relevant parties in Australia to ensure that the CDIs are properly created for the Australian market;
- contract with an appropriate share registry to ensure that the relevant investor details are maintained in regard to the CDIs that are quoted on the AQUA market of the ASX; and
- help maintain an efficient trading market by assigning at least one market maker.

VGI, either itself or through a subsidiary, will manage the investments of the US Fund and process the creation and redemption orders of the US ETF Securities in the US.

The US ETF Securities are held by the Depository Trust Company (DTC) which is a limited purpose trust company that was created in the US to hold the securities of its participants (refer to page 7 for further details).

Computershare Trust Company, N.A. (a DTC Participant) has entered into a Custody Agreement with CHESS Depository Nominees Pty Limited (CHESS Depository Nominees), such that CHESS Depository Nominees becomes the holder of the underlying US ETF Securities that will be cross-listed into the Australian market.

Computershare Investor Services Pty Limited (Computershare) has been engaged by Vanguard under a Share Registry Agreement to maintain the Australian register of CDI holders and provide services to investors (including facilitating payment of any distributions) in relation to their CDI holdings. Computershare keeps investor records including the quantity of securities held by an investor and how the securities are held. Computershare's role is to also facilitate the transfer of US ETF Securities, created in the US, for transacting in Australia.

## Contact details

Product issuer	Vanguard Investments Australia Ltd Level 13 130 Lonsdale Street Melbourne Vic 3000
Share registrar	Computershare Investor Services Pty Limited Yarra Falls 452 Johnston Street Abbotsford Vic 3067



## Quotation under the AQUA Rules of the ASX

The AQUA market service aims to provide managed funds, exchange traded funds and structured products with a more tailored framework for the quoting of these products on the ASX market and access to back office clearing and settlement. The trading and other rules that apply to products that are quoted on the ASX AQUA market (**AQUA products**) are set in Schedule 10A of the ASX Operating Rules (**AQUA Rules**).

The key distinction between products admitted under the ASX Listing Rules and those quoted under the ASX AQUA Rules (**AQUA Products**) is the level of control and influence that the issuer has over the underlying instrument. See table below for the main differences between the ASX Listing Rules and the ASX AQUA Rules.

ASX Listing Rules	ASX AQUA Rules
<p>The equity issuer:</p> <ul style="list-style-type: none"> <li>Controls the value of its own securities and the business it runs; and</li> <li>The value of those securities is directly influenced by the equity issuer's performance and conduct.</li> </ul> <p>For example, a company's management and Board generally control the company's business and, therefore, have direct influence over the company's share price.</p>	<p>The AQUA Product issuer:</p> <ul style="list-style-type: none"> <li>Does not control the value of the assets underlying its products but;</li> <li>Offers products that give investors exposure to the underlying assets - such as shares, indices, currencies or commodities.</li> </ul> <p>The value (or price) of products quoted under the AQUA Rules is dependent upon the performance of the underlying assets rather than the financial performance of the issuer itself.</p> <p>For example, an exchange traded product issuer does not control the value of the securities it invests in.</p>

Source: ASX Rules Framework (2011)

The following information highlights the key differences between the effect of listing under the ASX Listing Rules and quotation under the AQUA Rules.

Information	ASX Listing Rules	ASX AQUA Rules
		<ul style="list-style-type: none"> <li>Issuers of products quoted under the AQUA Rules are not subject to the continuous disclosure requirements under Listing Rule 3.1 and section 674 of the Corporations Act.</li> <li>There is a requirement under the AQUA Rules that an issuer of a product quoted under the AQUA Rules provide the ASX with any information that the non- disclosure of which may lead to the establishment of a false market in its products or would materially affect the price of its products.</li> </ul>
<b>Continuous disclosure</b>	<ul style="list-style-type: none"> <li>Issuers of products under the ASX Listing Rules are subject to the continuous disclosure requirements under ASX Listing Rule 3.1 and section 674 of the Corporations Act</li> </ul>	<p>What obligations apply under the AQUA Rules?</p> <ul style="list-style-type: none"> <li>There is an obligation on issuers of exchange traded funds to disclose information about the NAV of the exchange traded funds daily via either the ASX MAP or issuer's website (as specified in the relevant Product Disclosure Statement).</li> <li>Issuers of exchange traded funds must also disclose information about dividends, distributions and other disbursements to the ASX via ASX MAP.</li> <li>Any other information that is required to be disclosed to ASIC under section 675 of the Corporations Act must be disclosed to the ASX via ASX MAP at the same time it is disclosed to ASIC.</li> <li>Any other information that would be required to be disclosed to an overseas securities exchange operator (such as the New York Stock Exchange) under section 323DA of the Corporations Act if the Units were admitted under the Listing Rules.</li> </ul>
<b>Periodic disclosure</b>	<ul style="list-style-type: none"> <li>Issuers of products under the ASX Listing Rules are required to disclose half yearly and annual financial information or annual reports under Chapter 4 of the Listing Rules.</li> </ul>	<ul style="list-style-type: none"> <li>Responsible entities of AQUA Products that are exchange traded funds are still required to lodge with ASIC financial reports under Chapter 2M of the Corporations Act. Under the AQUA Rules, the responsible entity must disclose these financial reports to the ASX at the same time as lodgement with ASIC.</li> <li>Issuers of exchange traded funds must disclose the total number of exchange traded funds securities on issue via ASX MAP within 5 business days of the end of each month.</li> </ul>

Information	ASX Listing Rules	ASX AQUA Rules
<b>Corporate control</b>	<ul style="list-style-type: none"> <li>Requirements in the Corporations Act and the ASX Listing Rules in relation to matters such as takeover bids, share buy-backs, change of capital, new issues, restricted securities, disclosure of directors' interests and substantial shareholdings apply to companies and listed schemes.</li> </ul>	<ul style="list-style-type: none"> <li>Certain requirements in the Corporations Act and the Listing Rules in relation to matters such as takeover bids, buy-backs, change of capital, new issues, restricted securities, disclosure of directors' interests and substantial shareholdings that apply to companies and listed schemes do not apply to products quoted under the AQUA Rules.</li> <li>Issuers of products quoted under the AQUA Rules are subject to the general requirement to provide the ASX with any information concerning itself the non-disclosure of which may lead to the establishment of a false market or materially affect the price of its products.</li> </ul>
<b>Related party transactions</b>	<ul style="list-style-type: none"> <li>Chapter 10 of the ASX Listing Rules, which relates to transactions between an entity and persons in a position to influence the entity, specifies controls over related party transactions.</li> </ul>	<ul style="list-style-type: none"> <li>Chapter 10 of the ASX Listing Rules does not apply to AQUA Products. AQUA Products that are registered managed investment schemes are subject to Chapter 2E and Part 5C.7 of the Corporations Act.</li> </ul>
<b>Auditor rotation obligations</b>	<ul style="list-style-type: none"> <li>There are specific requirements in relation to auditor rotation under Part 2M.4 Division 5 of the Corporations Act.</li> </ul>	<ul style="list-style-type: none"> <li>Issuers of products quoted under the AQUA Rules are not subject to the requirements under Part 2M.4 Division 5 of the Corporations Act.</li> <li>Responsible entities of registered managed investment schemes will continue to be required to undertake an independent audit of its compliance with the scheme's compliance plan in accordance with section 601HG of the Corporations Act and the auditor must not be the auditor of the scheme's financial statements (though they may be from the same firm).</li> </ul>
<b>Product disclosure</b>	<ul style="list-style-type: none"> <li>Entities admitted under the Listing Rules are subject to the requirements of the Corporations Act in relation to the issue of a PDS or prospectus.</li> <li>Information on the risks associated with an investment in a product is expected to be included.</li> </ul>	<ul style="list-style-type: none"> <li>Products quoted under the AQUA Rules are also subject to these requirements of the Corporations Act.</li> <li>Investors should read the PDS or prospectus carefully before investing in an exchange traded product to fully understand the risks involved in investing in these types of products.</li> </ul>

Source: ASX Rules Framework (2011) and ASX Operating Rules



## Market Maker

The AQUA Rules contain certain market making requirements. A market maker's role is to satisfy investor supply and demand for CDIs. They do this by fulfilling two key functions: Providing liquidity to the market by providing continuous prices as both a buyer and seller of CDIs throughout the trading day; and converting additional CDIs, where necessary, to meet investor supply and demand.

The process begins with the issuer distributing a net asset value for the US ETF security and a pricing basket to the market daily, this information allows market makers to determine a price for the CDI and place orders on the exchange on both the bid and ask. The market maker will place orders on the exchange, and investors can trade with the market maker or other investors by sending orders to the exchange. Market maker orders are updated continuously throughout the day to reflect price changes in the underlying securities.

The market maker(s) that Vanguard has appointed for the Vanguard US Total Market Shares Index ETF have been selected on the basis of their experience in trading and market making in both Australia and international markets. Most importantly, the firm(s) selected by Vanguard currently make markets on the ASX in existing Australian quoted ETF products and may have agreements with the ASX which provide certain financial incentives for the market maker to operate in this capacity. The market makers selected (or their offshore affiliates) may also have global experience in trading exchange traded fund securities in other markets, such as the New York Stock Exchange. Vanguard may change the lead market maker or appoint additional market makers.

## CHES Depositary Interests (CDIs)

Investors in the Vanguard US Total Market Shares Index ETF offered in this Prospectus will hold a CDI rather than a US ETF Security. CDIs are Australian financial instruments designed to give its holders rights and entitlements (i.e. a beneficial interest) in relation to holding foreign financial products, such as the US ETF Securities. A Depositary Nominee holds the title on behalf of CDI holders. In the case of the US ETF Securities, the nominee is CHES Depositary Nominees Pty Limited (CDN) (AFSL 254 514), who is an approved participant in the clearing and settlement facility operated by ASX Settlement Pty Limited.

CDI holders are not holders of the US ETF Security. Some entitlements accrue to holders of US ETF Securities directly such as voting rights and corporate actions. This can alter the entitlements

of a CDI holder. The ratio of CDIs to corresponding US ETF Securities is one-to-one.

In relation to voting, if a meeting of holders of US ETF Securities is convened, each holder of CDIs will be given notice of the meeting. The notice will include a form permitting the CDI holder to direct the Depositary Nominee to cast, authorise or arrange the casting of, proxy votes in accordance with the CDI holder's written directions. Only holders of US ETF Securities (as shown on DTC records or records of a DTC participant) or their proxies can vote at meetings of holders of US ETF Securities.

In relation to corporate actions, all economic benefits such as dividends, bonus issues, rights issues, capital reconstructions or similar corporate actions must flow through to CDI holders under the ASX Settlement Operating Rules. However, there may be differences from the entitlements you would receive if you held the US ETF Securities directly, for example, there may be rounding of entitlements where the depository nominee's holding is treated as a single holding rather than holdings corresponding to the interests of the CDI holders. The US ETF Securities are not subject to corporate takeovers.

CDIs may be held in uncertificated form on either the Issuer Sponsored Subregister or the CHES Subregister, which together make up the Australian CDI Register (maintained by Computershare).

For more information on CDI's generally, please refer to CDN's guidance note: Understanding CHES Depositary Interests available on the ASX website.

CDI holders interested in converting existing CDIs into US ETF Securities should contact Computershare on 1300 757 905.

## Depository Trust Company

The DTC, a limited-purpose trust company, was created in the US to hold securities of its participants (**DTC Participants**) and to facilitate the clearance and settlement of securities transactions among the DTC Participants in such securities through electronic book entry changes in accounts of the DTC Participants, thereby eliminating the need for physical movement of share certificates. DTC Participants include securities brokers and dealers, banks, trust companies, clearing corporations and certain other organisations.

## 2. Risks

Investors in the Vanguard US Total Market Shares Index ETF face a number of investment risks. It is important to keep in mind one of the main principles of investing: generally, the higher the potential reward, the higher the risk of losing money. The reverse is also generally true: the lower the risk, the lower the potential reward. An investment in an ETF could lose money over short or even long periods of time.

The price of an ETF can fluctuate within a wide range, like fluctuations of the overall financial markets. When considering an investment in the Vanguard US Total Market Shares Index ETF, personal tolerance for fluctuating market values should be taken into account. Neither Vanguard nor its associates guarantee the performance of the ETFs, the repayment of capital from the ETFs or any particular rate of return.

The risks described in the US Prospectus for the US ETF Security include, without limitation:

- ETF trading risks
- Stock market risk
- Index-related risks
- Index sampling risk
- Nondiversification risk
- Sector risk.

The above risk descriptions also apply to the Vanguard US Total Market Shares Index ETF. Prospective investors should read and consider the risks in the US Prospectus (as well as the additional risks identified below) before making an investment decision. Additional risks specific to the offer in Australia are detailed below.

### CURRENCY RISK

Fluctuations in the value of the Australian dollar versus foreign currencies can affect the returns from overseas investments. This is because losses or gains must be converted back into Australian dollars.

The Vanguard US Total Market Shares Index ETF offered in this Prospectus does not hedge any of its exposure to foreign currencies.

A weaker Australian dollar increases the value of investments held in non-Australian dollars and therefore benefits the Australian investor holding non-Australian dollar denominated assets, such as international shares. Conversely, if the value of the Australian dollar rises, the value of investments held in non-Australian dollar denominated assets will fall.

Fluctuations in the exchange rate between when a distribution is paid on the US ETF Security and when these distributions are converted into Australian dollars by Computershare for holders of CDIs can also result in foreign currency gains and losses arising for holders of CDIs. This is discussed in further detail in the section 'Distributions'.

### REGULATORY AND TAX RISK

A government or regulator may introduce regulatory and/or tax changes, or a court may make a decision regarding the interpretation of the law that affects the value of securities in which the US Fund invests, the value of the interests in the Vanguard US Total Market Shares Index ETF, or the tax treatment of the investment in the Vanguard US Total Market Shares Index ETF.

The Vanguard US Total Market Shares Index ETF may be affected by changes to legislation or government policy both in Australia and in other countries. These changes are monitored by Vanguard and action is taken, where appropriate, to facilitate the achievement of the Vanguard US Total Market Shares Index ETF's objectives.

Please refer to section '4. Investor taxation' for information about the tax impacts for the offer in Australia.

### TRADING AND LIQUIDITY RISK

In certain exceptional circumstances such as market disruptions, the ASX and/or other exchanges may suspend the trading of CDIs and therefore investors will not be able to buy or sell the CDIs on the ASX.

The ASX also imposes certain requirements for the Vanguard US Total Market Shares Index ETF to continue to be quoted. Vanguard will endeavour to meet these requirements at all times to ensure the Vanguard US Total Market Shares Index ETF remains quoted.

There can be no assurances that there will always be a liquid market for securities quoted on the AQUA market. Vanguard has appointed a market maker to assist in maintaining liquidity for the Vanguard US Total Market Shares Index ETF on the ASX, but there is no guarantee that the market maker will be able to maintain liquidity.

The net asset value of the US ETF Securities may differ from the trading price of the CDIs on the ASX. The trading price is dependent on a number of factors including the demand and supply of the CDIs, investor confidence and how closely the value of the assets of the US Fund tracks the performance of the index.

### COUNTERPARTY RISK

The failure of a counterparty to meet their obligations under a contract may adversely affect the Vanguard US Total Market Shares Index ETF.

### OWNERSHIP LIMIT RISK

The ability of the US Fund to purchase or sell selected securities in the US Fund's target index, or to exercise rights on behalf of the US Fund, may be restricted because of limitations on the aggregate level of investment for the Vanguard Group, unless regulatory or corporate consents are obtained. As a result, the US Fund may be required to limit purchases, sell existing investments, or otherwise restrict or limit the exercise of shareholder rights by the US Fund, including voting rights. If the US Fund is required to limit its investment in a particular security, the US Fund may be required seek to obtain economic exposure to that security through alternative means such as through derivatives, including a total return swap, which may be more costly than owning securities of the issuer directly. Ownership restrictions and limitations could result in unanticipated tax consequences to a US Fund that may affect the amount, timing, and character of distributions to unitholders.

### 3. How to transact

#### Buying and selling ETFs

Investors may buy and sell, via a licensed Australian exchange, the CDIs called Vanguard US Total Market Shares Index ETF by using the services of a broker, financial adviser or trading platform.

When investors buy or sell CDIs on market, brokers and other agents may charge brokerage fees or commissions. In addition, because market transactions occur at market prices, investors may pay more (premium) or less (discount) than the Net Asset Value when buying a CDI and receive more or less than the Net Asset Value when selling it.

#### Creation, conversion and redemption of CDIs for authorised brokers

Interests in the US Fund are issued and redeemed in creation units. To purchase or redeem a creation unit, you must be a broker who is authorised, or use the service of an authorised broker. In this context, an authorised broker (or 'Authorised Participant') is a DTC Participant who has executed a participant agreement with US issuer of the US ETF Security (VGI). It is then possible to convert these interests (being the US ETF Securities) into CDIs (and vice versa). For further details on the number of US ETF Securities in a creation unit and the transaction fee for the US ETF Securities, please refer to the latest Vanguard Index Funds Statement of Additional Information (SAI) for the US Fund lodged with ASIC.

US ETF Securities issued by the US Fund will be held by Computershare Trust Company, N.A. on behalf of the investor (in the name of CHESS Depositary Nominees). The equivalent value of CDIs (one US ETF Security for one CDI) will then be issued to the investor.

For further details, or assistance with the purchase and redemption process, please contact Vanguard ETF Capital Markets Team on 1300 655 888 or Computershare on 1300 757 905.

#### Distributions

Distributions from the US Fund are generally calculated quarterly in March, June, September and December. The amount and timing of distributions may vary. Investors should be aware that there may be periods (including long periods of time) in which no distribution is made. If this should occur, details will be available on our website.

The distributions payable in respect of the CDIs quoted on the ASX will be declared and paid by the US Fund in US dollars and converted by Computershare into Australian dollars prior to payment to holders of CDIs.

CDI holders will generally receive distribution payments (to which they are entitled, if any) within 20 business days following the record date in Australia. The value of the Australian dollar distribution payment is dependent on the prevailing foreign exchange rate a few days prior to the payment date. That is, the dollar amount of the distribution will first be determined and paid by the US Fund in US dollars and Computershare will then convert this into Australian dollars before making the distribution payment to holders of CDIs. The relevant exchange rate is as agreed from time to time between Computershare and its broker, net of fees and commissions.

Payment of distributions will be generally made by direct credit into a nominated Australian bank account. A distribution reinvestment plan is not available for the Vanguard US Total Market Shares Index ETF offered in this Prospectus.

Please refer to section '4. Investor taxation' for information on the tax consequences of receiving distributions from the US Fund.

## 4. Investor taxation

The taxation information in this Prospectus is provided for general information only for certain Australian tax resident investors. It does not apply to investors who are not Australian residents or are 'temporary residents' of Australia for Australian income tax purposes, who change their tax residence while holding their CDIs, or who are exempt from Australian income tax.

It is a broad overview of some of the Australian and US tax consequences associated with investing in the Vanguard US Total Market Shares Index ETF offered in this Prospectus and is not intended to provide an exhaustive or definitive statement as to all the possible tax outcomes for investors. It does not take into account the specific circumstances of each person who may invest in the Vanguard US Total Market Shares Index ETF and should not be used as the basis upon which potential investors decide to invest in the Vanguard US Total Market Shares Index ETF. As each investor's circumstances are different, Vanguard strongly recommends that investors obtain independent professional tax advice concerning the tax implications of investing in the Vanguard US Total Market Shares Index ETF.

The Australian and US taxation information in this Prospectus have been prepared based on tax laws and administrative practices as at the date of this Prospectus. Any changes in the tax laws or administrative practices subsequent to this date may alter the taxation information provided in this Prospectus.

### Distributions from the ETF

Distributions made from the US Fund to Australian tax resident investors in the Vanguard US Total Market Shares Index ETF should be treated as assessable foreign sourced income in the tax year in which the distributions are received.

For Australian income tax purposes, Australian tax resident investors are assessed on the amount of any distributions received during a tax year gross of any US withholding tax deducted. Australian tax resident investors may, subject to satisfying all the relevant requirements, be entitled to claim an offset against the Australian tax payable on their foreign sourced income for any US tax withheld, as described below. Please see an Australian tax adviser to determine whether benefits of any tax offsets for US tax withheld from distributions in the Vanguard US Total Market Shares Index ETF can be obtained.

The US generally imposes a 30% withholding tax on dividends paid by US corporations to non-US persons, but this rate may be reduced to 15% under the Australia/US income tax treaty. Australian tax resident investors may be required to complete US tax forms in order to qualify for the reduced rate under the treaty. The US Fund distributes its portfolio income and any short-term capital gains as a dividend generally subject to the applicable US withholding rate. Unlike those distributions, any long-term capital gains the US Fund distributes that are reported to investors as capital gain dividends will generally not be subject to US withholding tax.

Distributions paid by the Vanguard US Total Market Shares Index ETF to Australian tax resident investors will be paid by the US Fund in US dollars and are then converted into Australian dollars by Computershare prior to payment to Australian tax resident investors. The distribution payment advice will show the gross distribution amount, tax withheld and net distribution amount in US dollars and the exchange rate used to convert the net distribution amount to Australian dollars. Australian tax resident

investors may use this exchange rate to convert the gross distribution and tax withheld to Australian dollars for Australian income tax return purposes and, if relevant to their circumstances, to determine the amount of any foreign currency gains or losses that may arise for Australian income tax purposes in respect of the distribution.

The US Fund qualifies as a Regulated Investment Company (**RIC**) under subchapter M of the US Internal Revenue Code of 1986 and intends to continue to qualify as a RIC in the future. As a result, the US Fund expects to benefit from special US tax rules that will generally cause it to pay no material US tax on its income or gains. However, distributions to investors may be subject to US withholding tax as described above.

The US Fund may also be subject to withholding taxes on income earned by the US Fund outside of the US. The distributions paid by the Vanguard US Total Market Shares Index ETF to Australian tax resident investors will generally be net of withholding taxes payable by the US Fund on the receipt by the US Fund of its non-US income.

### Disposal of CDIs

If Australian tax resident investors in the Vanguard US Total Market Shares Index ETF sell or otherwise dispose of their CDIs (for example, selling their CDIs on-market), they may be liable for tax on any gains realised on that disposal.

For Australian tax resident investors who do not hold their CDIs on capital account for Australian income tax purposes (for example, an investor who holds their CDIs on revenue account for Australian income tax purposes) and are not subject to the taxation of financial arrangement rules, a gain realised on the disposal of their CDIs should generally be assessable as ordinary income. Conversely, such investors may be able to deduct a loss made on the disposal of their CDIs in a tax year against their assessable income in that tax year or in subsequent tax years, subject to satisfying all the relevant requirements.

For Australian tax resident investors who hold their CDIs on capital account for Australian income tax purposes, a capital gain or loss may be made on the disposal of their CDIs. Where a capital gain has been made, some investors may be eligible for the capital gains tax (**CGT**) discount (50% for individuals and certain trusts and 33 1/3% for complying superannuation funds) if the CDIs are held for at least 12 months before they are disposed of and the other relevant requirements are satisfied. Investors should obtain independent professional tax advice about the availability of the CGT discount. A capital loss made on a disposal of CDIs in a tax year may only be offset against capital gains made in that tax year or in subsequent tax years.

Australian tax resident investors should not generally be subject to U.S. federal income tax on a sale or transfer of CDIs.

### US estate tax

US estate tax may apply to an individual who is neither a US citizen nor domiciled in the US and, at the time of death, is the beneficial owner of the US ETF Securities. Generally, the first USD 60,000 of US-situated assets are exempt from US estate tax. The amount of the estate tax may be determined by the value of the US ETF Securities owned at death and may be reduced under the Australia/US estate tax treaty.

All investors should seek professional tax advice in relation to the US estate tax rules.

## 5. Other information you need to know

### Financial information

Financial information for the US Fund appears in the Annual Report of the US Fund. This report can be found on Vanguard's website. Outlined below is a summary of the financial accounts:

US Fund	Vanguard Total Stock Market Index Fund
Date	31 December 2024
Net assets of Fund	USD 1.77 trillion*
Net assets of ETF class	USD 456 billion*
Outstanding ETF shares	1.57 billion*
NAV price per ETF share	USD 289.70

*\*These are rounded figures. For additional financial information about the US Fund, please see the US Fund's annual report and the Financial Highlights table in the US Prospectus.*

### Financial statements of the US Fund

The Financial Statements and Notes contained in the Annual Report of the US Fund are incorporated by reference into and are deemed for US legal purposes to be part of the SAI. However, for the purpose of section 712 of the Corporations Act, this Prospectus does not incorporate the Annual Reports of the US Fund.

### Interests of Directors

Details about the Trustees and officers of the US Fund (and details of their remuneration) are referred to in the US Prospectus and SAI. Directors of Vanguard and their related parties may hold interests in US ETF securities from time to time.

Except as set out in this Prospectus, the US Prospectus, or the SAI, as may be updated:

- no Trustee of the US Fund or director of Vanguard has had in the last 2 years before lodgement of this Prospectus, an interest in:
  - the formation or promotion of Vanguard, VGI, the US Fund or the Vanguard US Total Market Shares Index ETF;
  - the offer in this Prospectus; or
  - any property acquired or proposed to be acquired by Vanguard, VGI, the US Fund or the Vanguard US Total Market Shares Index ETF in connection with its formation or promotion of the offer in this Prospectus; and
- no amounts, whether in cash or shares or otherwise have been paid or agreed to be paid (by anyone), and no benefit has been given or agreed to be given (by anyone), to any Trustee of the US Fund or director of Vanguard, either to induce them to become, or to qualify as, a trustee, a director, or otherwise for services provided by them in connection with the promotion or formation of Vanguard, VGI, the US Fund or the Vanguard US Total Market Shares Index ETF or the offer in this Prospectus.

### US Fund Trustees

The following table provides information about the Trustees of the US Fund.

Name, year of birth	Current position	Trustee / officer since
<b>Interested Trustee</b>		
Salim Ramji (1970) <sup>1</sup>	Chief Executive Officer, and President	CEO and President since July 2024 / Trustee since February 2025

<sup>1</sup>Mr Ramji is considered an "interested person" of the US Fund, as that term is defined in the Investment Company Act of 1940 (in the US), because he is the chief executive officer of VGI and chief executive officer and president of the US Fund.

Name, year of birth	Current position	Trustee / officer since
<b>Independent Trustees</b>		
Tara Bunch (1962)	Trustee	November 2021
Mark Loughridge (1953)	Independent Chair	March 2012
Scott C. Malpass (1962)	Trustee	March 2012
John Murphy (1962)	Trustee	February 2025
Lubos Pastor (1974)	Trustee	January 2024
Rebecca Patterson (1968)	Trustee	February 2025
André F. Perold (1952)	Trustee	December 2004
Sarah Bloom Raskin (1961)	Trustee	January 2018
Grant Reid (1959)	Trustee	July 2023
David Thomas (1956)	Trustee	July 2021
Barbara Venneman (1964)	Trustee	February 2025
Peter F. Volanakis (1955)	Trustee	July 2009



## Directors of Vanguard

The table below provides information about the directors of Vanguard.

Name	Current position	Board member since	Aggregate value of interests in US ETF Securities/CDIs held by Director*
Daniel Shrimski	Director	2021	-
Kim Petersen	Director	2022	-
Curtis Jacques	Director	2022	-
Brian Dvorak	Director	2024	-
Nicolas Pesciarelli	Director	2025	Over \$100,000

\*Values denominated in AUD, within the following bands: \$1 – \$10,000; \$10,001 – \$50,000; \$50,001 – \$100,000; Over \$100,000.

## Interests of other parties

Vanguard is an Australian financial services licensee and the AQUA product issuer of the CDIs. Vanguard will receive from VGI an amount equal to all costs incurred by Vanguard in relation to being the issuer of the cross-listed ETF plus a margin as agreed from time to time.

## Consents

The Center for Research in Security Prices, LLC. (**CRSP**), has given written consent to all statements by it, or to be based on statements by it, in the form and context in which they are included in this Prospectus, and has not withdrawn its consent as at the date of this Prospectus.

## Consents to lodge Prospectus

This Prospectus has been prepared by Vanguard. Each director of Vanguard has consented to the lodgement of this Prospectus with ASIC.

## Incorporating other documents

The US Prospectus and SAI are referred to and incorporated by reference in this Prospectus under section 712 of the Corporations Act. The SAI is incorporated by reference into its US Prospectus and for US legal purposes is a part of the US Prospectus.

The US Prospectus and the SAI have been lodged with ASIC, and this Prospectus simply refers to parts of these documents instead of setting out the information that is contained in them. The information below is provided to allow a person to whom the offer is made to decide whether to obtain a copy of either the US Prospectus or the SAI.

The US Prospectus contains information regarding:

- The US Fund's investment objective, fees and expenses, primary investment strategies, principal risks, performance, investment adviser and portfolio manager, purchase and sale of the Fund securities, US tax information and policy on payments to financial intermediaries.
- US ETF Securities and how they differ from conventional mutual fund securities.
- How to buy and sell US ETF Securities.
- Share class overview, market exposure, security selection, other investment policies and risks, cash management and temporary investment measures.
- Special risks of US ETF Securities and turnover rate.
- The US Fund, VGI and its structure, VGI employees with oversight, US Fund distributions and basic US tax points.
- How the US Fund's net asset value is determined.
- Highlights from the US Fund's financial statements.

The SAI contains information regarding:

- The US Fund's organisational structure and service providers.
- Characteristics of the US Fund's securities.

- US tax status of the US Fund and tax consequences to investors of investing in the US Fund.
- The US Fund's fundamental and non-fundamental policies ("fundamental" policies are those that cannot be changed without shareholder approval).
- The purchase and redemption of the US Fund's non-ETF securities.
- Management of the US Fund.
- Officers and trustees of the US Fund, trustee compensation and trustee ownership of fund securities.
- Portfolio holdings disclosure policies and procedures.
- The US Fund's portfolio managers, including summary information about other accounts they manage and their compensation structure.
- The US Fund's "best execution" policies and brokerage expenses.
- The US Fund's proxy voting guidelines.
- The US ETF share-class, including exchange listing and trading, conversions and exchanges, book entry only system and purchase and redemption of US ETF Securities in creation units.

The US Prospectus and SAI may be amended or supplemented from time to time. Documents that amend the US Prospectus and SAI may be incorporated by reference into this Prospectus under section 712 of the Corporations Act.

Copies of the documents incorporated in this Prospectus (including the US Prospectus and SAI) and documents amending the US Prospectus and SAI may be obtained by contacting the Vanguard ETF Capital Markets Team on 1300 655 888 or by visiting Vanguard's website at [www.vanguard.com.au](http://www.vanguard.com.au). These documents will be available free of charge.

## Other filings in the US

Certain other documents which may be filed or prepared by VGI in the US subsequent to the date of this Prospectus (other than those documents identified above) may be incorporated by reference in the US Prospectus. Such documents (if any) cannot (for legal and timing reasons) be taken to be included in this Prospectus under section 712 of the Corporations Act. Such documents (if any) may be given to the ASX as announcements by Vanguard and will be made available on Vanguard's website.

## ASX confirmations and waivers

For the purposes of the ASX Operating Rules (ASX Operating Rule 7100), the Vanguard US Total Market Shares Index ETF constitutes an 'ETF'.

The ASX has granted Vanguard a waiver from ASX Market Rule 10A.4.1 (ASX Operating Rule Schedule 10A.4.1) such that the investment strategies or policies can be amended without the approval of 75% of votes cast on a proposed resolution. Any change to the investment strategies or policies of the US Fund will be subject to the requirements as set out in the US Prospectus. In this

regard, the board of trustees of the US Fund, which oversees the management of the US Fund, may change investment strategies or policies in the interests of shareholders without a shareholder vote. For this reason, it is unlikely that an Australian investor would be able to influence the outcome of a change in the investment strategies or policies.

## ASIC relief

ASIC has issued an instrument of relief INS 09-00290 dated 16 April 2009, relating to offers for sale of CDIs on the ASX. ASIC has also issued an instrument of relief INS 09-00289 dated 16 April 2009, relating to the ability of Vanguard Investments Australia Ltd to offer CDIs under a Prospectus.

## Complaints

If you have a complaint, please contact us on any of the following channels so that we can work together towards a resolution.

Email:	clientservices@vanguard.com.au
Phone:	1300 655 101 (from 8:00am to 6:00pm AET, Monday to Friday)
Secure message:	via your Vanguard Online Secure Message Portal (where available)
Mail:	Vanguard Investments Australia GPO Box 1837, Melbourne VIC 3001

Our Complaints Handling Policy is available on our website and in hard copy upon request. We aim to resolve your complaint as quickly as possible. For most standard complaints, we will provide you with a written internal dispute resolution response within 30 calendar days after receiving your complaint. We may not provide you with a written response if your complaint is resolved within 5 business days. Complex complaints may have a different maximum timeframe for responding. We will notify you if a different maximum timeframe applies to your complaint.

In the event that you are not satisfied with the outcome of your complaint, you have the right to refer the matter to an external dispute resolution process – the Australian Financial Complaints Authority (**AFCA**). AFCA provides a fair and independent financial services complaint resolution service that is free to consumers. You can make a complaint to AFCA online, by letter, email or by phone.

It is important to note that time limits apply to some types of complaints lodged with AFCA. The AFCA complaint resolution service may only be available to retail clients.

Australian Financial Complaints Authority  
Website: <http://www.afca.org.au>  
Email: [info@afca.org.au](mailto:info@afca.org.au)  
Telephone: 1800 931 678 (free call)  
Mail: Australian Financial Complaints Authority Limited  
GPO Box 3, Melbourne VIC 3001

## Privacy Policy

We are committed to respecting the privacy of your personal information. Our privacy policy sets out how we manage your personal information. We collect your personal information:

- in the application process;
- in the course of managing your investment;
- in order to provide this product to you; and
- to establish and manage your investment in the ETF.

We may obtain information about you or any beneficial owners from third parties when this is necessary to comply with relevant laws. We may be required by law to disclose personal information to relevant regulators (whether in or outside of Australia). We may provide an investor's personal information to our service providers for certain related purposes such as account administration and the production and mailing of statements. We may also use an investor's personal information and disclose it to our service providers (including companies conducting market research) to

improve customer service and to keep investors informed of Vanguard's products and services, or to the investor's financial adviser or broker to provide financial advice and ongoing service. By investing with Vanguard, you consent to personal information being used for the purposes of providing information on services offered by Vanguard and being disclosed to market research companies for the purpose of analysing Vanguard's investment base. You can withdraw consent at any time by contacting us through the below channels.

If you do not provide your personal information as requested, we may not be able to process or accept your application. To obtain a copy of the Vanguard [Privacy Policy](#), or to access or request to correct your personal information, visit our website, or contact Client Services on 1300 655 101, by email to [clientservices@vanguard.com.au](mailto:clientservices@vanguard.com.au), or by writing to Client Services, Vanguard Australia, Level 13, 130 Lonsdale Street, Melbourne, VIC, 3000.

## US Foreign Account Tax Compliance Act (FATCA) and Common Reporting Standard (CRS)

FATCA is a US law which impacts investors worldwide. FATCA attempts to minimise US income tax avoidance by US persons investing in foreign assets, including through their investments in foreign financial institutions. FATCA requires reporting of US persons' direct and indirect ownership of non-US accounts and non-US entities to the US Internal Revenue Service (**IRS**).

Similarly, the Organisation for Economic Cooperation and Development (**OECD**) has established a reporting regime (**CRS**), which requires participating jurisdictions, including Australia, to obtain information from their financial institutions and exchange it with other participating jurisdictions.

Under FATCA, the Australian Government has entered into an Inter-Governmental Agreement (**IGA**) with the Government of the United States of America for reciprocal exchange of taxpayer information. Under the IGA, financial institutions operating in Australia report information to the Australian Taxation Office (**ATO**) rather than the IRS. The ATO may then pass the information on to the IRS.

Vanguard or its authorised agents, such as the registrar (Computershare), may request such information or documents from you as is necessary to verify your identity and FATCA and CRS status, including self-certification forms. Vanguard or its authorised agents may disclose this information to the IRS or ATO (who may share this information with other tax authorities) as necessary to comply with FATCA, the IGA, CRS or applicable implementing law or regulation, which may include information about:

- investors identified as US citizens or tax residents (information about corporations and trusts with US substantial owners or controlling persons will also be reported);
- other investors identified as non-residents for CRS purposes (including non-resident controlling persons of certain entities);
- investors who do not confirm their FATCA or CRS status; or
- certain financial institutions that do not meet their FATCA obligations (non-participating foreign financial institutions).

Vanguard is not able to provide tax advice and strongly encourages investors to seek the advice of an experienced tax adviser to determine what actions investors may need to take in order to comply with FATCA and CRS.



## **Obligations to Combat Financial Crime: Anti-Money Laundering and Counter-Terrorism Financing laws, and Sanctions laws and, Anti-Bribery and Corruption laws**

Vanguard has obligations under the provisions of Australia's Anti-Money Laundering and Counter-Terrorism Financing Act 2006 (AML/CTF Act) to establish your identity and where appropriate, the identity of any other person or persons associated with your account. The AML/CTF Act also imposes a record-keeping obligation for Vanguard to retain certain customer identification information.

We also have obligations under Australian and international sanctions' laws, anti-bribery and anti-corruption laws, and any other relevant laws. To meet our customer identification requirements, we are required to collect information about you (and any related parties), information about your interactions with us, such as activity on your account and the source of funds or source of wealth used in connection with the investment. We may also collect public information about you, for the purposes of carrying out procedures to verify your identity, prior to providing our services to you. From time to time, Vanguard may also request additional information from you or require you to update the information we hold on you to ensure it is not only current, but accurate.

By applying for an investment account with Vanguard, you agree to each of the following:

- You are not applying under an assumed or false name (i.e., aliases or pseudonyms).
- Any money you contribute or invest is not derived from proceeds of crime or illegal activities and will not be used in relation to any criminal, terrorism and terrorism financing or other illegal activities.
- You will not wittingly initiate, engage in, or effect a transaction that may be in breach of AML/CTF law, anti-bribery or anti-corruption laws or sanctions (or other law or sanctions of any other country in which Vanguard operates).

Vanguard may also have a legal obligation requiring the disclosure of information collected about you to a regulatory, law enforcement or revenue protection agency, and importantly, we may be prohibited from telling you about this lawful request should it arise.

To comply with relevant laws and legislation, there may be circumstances where it is necessary for Vanguard to delay, block, freeze, or refuse to process a transaction, or to terminate any arrangement with you where we reasonably believe that the transaction may breach or cause us to commit or participate in an offence under any laws of the Commonwealth, States or Territories, including Australian or international sanctions' laws. Vanguard will not incur any liability for any loss suffered if we are required to undertake any of these actions.

#### CRSP Disclaimer

Vanguard funds are not sponsored, endorsed, sold or promoted by the Center for Research in Security Prices, LLC, its affiliates, or its parent company, and neither the Center for Research in Security Prices, LLC, its affiliates or its parent company makes any representation regarding the advisability of investing in the funds.

Connect with Vanguard™ > [vanguard.com.au](https://vanguard.com.au)

Vanguard Investments Australia Ltd  
(The Product Issuer)

#### Registered office

Level 13  
130 Lonsdale Street  
Melbourne Vic 3000

#### Vanguard Client Services

8:00 am to 6:00 pm (AET) Monday to Friday

Telephone: 1300 655 101  
E-mail: [clientservices@vanguard.com.au](mailto:clientservices@vanguard.com.au)

#### Vanguard Adviser Services

8:00 am to 6:00 pm (AET) Monday to Friday

Telephone: 1300 655 205  
Email: [adviserservices@vanguard.com.au](mailto:adviserservices@vanguard.com.au)

#### Vanguard ETF Capital Markets

10:00 am to 4:00 pm (AET) Monday to Friday

Telephone: 1300 655 888  
E-mail: [etf@vanguard.com.au](mailto:etf@vanguard.com.au)

#### ASX enquiries

131 279 (within Australia)  
+61 2 9338 0000 (outside Australia)



# Vanguard U.S. Stock ETFs Prospectus

April 29, 2025

**Exchange-traded fund shares that are not individually redeemable and are listed on NYSE Arca**

Vanguard Total Stock Market Index Fund ETF Shares (VTI)

Vanguard Extended Market Index Fund ETF Shares (VXF)

Vanguard Large-Cap Index Fund ETF Shares (VV)

Vanguard Mid-Cap Index Fund ETF Shares (VO)

Vanguard Small-Cap Index Fund ETF Shares (VB)

Vanguard Value Index Fund ETF Shares (VTV)

Vanguard Mid-Cap Value Index Fund ETF Shares (VOE)

Vanguard Small-Cap Value Index Fund ETF Shares (VBR)

Vanguard Growth Index Fund ETF Shares (VUG)

Vanguard Mid-Cap Growth Index Fund ETF Shares (VOT)

Vanguard Small-Cap Growth Index Fund ETF Shares (VBK)

This prospectus contains financial data for the Funds through the fiscal year ended December 31, 2024.

**The Securities and Exchange Commission (SEC) has not approved or disapproved these securities or passed upon the adequacy of this prospectus. Any representation to the contrary is a criminal offense.**

# Contents

Fund Summaries	Investing in Vanguard ETF® Shares	67
Vanguard Total Stock Market ETF	1 More on the Funds and ETF Shares	69
Vanguard Extended Market ETF	7 The Funds and Vanguard	83
Vanguard Large-Cap ETF	14 Investment Advisor	83
Vanguard Mid-Cap ETF	20 Dividends, Capital Gains, and Taxes	86
Vanguard Small-Cap ETF	26 Share Price and Market Price	88
Vanguard Value ETF	32 Additional Information	90
Vanguard Mid-Cap Value ETF	37 Financial Highlights	93
Vanguard Small-Cap Value ETF	43 Glossary of Investment Terms	106
Vanguard Growth ETF	49	
Vanguard Mid-Cap Growth ETF	55	
Vanguard Small-Cap Growth ETF	61	

# Vanguard Total Stock Market ETF

## Investment Objective

The Fund seeks to track the performance of a benchmark index that measures the investment return of the overall stock market.

## Fees and Expenses

The following tables describe the fees and expenses you may pay if you buy, hold, and sell ETF Shares of the Fund. **You may pay other fees, such as brokerage commissions and other fees to financial intermediaries, which are not reflected in the tables and example below.**

### Shareholder Fees

(Fees paid directly from your investment)

Transaction Fee on Purchases and Sales	None*
Transaction Fee on Reinvested Dividends	None*
Transaction Fee on Conversion to ETF Shares	None*

\* None through Vanguard (Broker fees vary)

### Annual Fund Operating Expenses

(Expenses that you pay each year as a percentage of the value of your investment)

Management Fees	0.02%
12b-1 Distribution Fee	None
Other Expenses	0.01%
Total Annual Fund Operating Expenses	0.03%

### Example

The following example is intended to help you compare the cost of investing in the Fund's ETF Shares with the cost of investing in other funds. It illustrates the hypothetical expenses that you would incur over various periods if you were to invest \$10,000 in the Fund's shares. This example assumes that the shares provide a return of 5% each year and that total annual fund operating expenses remain as stated in the preceding table. You would incur these hypothetical expenses whether or not you were to sell your shares at the end of the given period. Although your actual costs may be higher or lower, based on these assumptions your costs would be:

1 Year	3 Years	5 Years	10 Years
\$3	\$10	\$17	\$39

This example does not include the brokerage commissions that you may pay to buy and sell ETF shares of the Fund.

### Portfolio Turnover

The Fund pays transaction costs, such as commissions, when it buys and sells securities (or “turns over” its portfolio). A higher portfolio turnover rate may indicate higher transaction costs and may result in more taxes when Fund shares are held in a taxable account. These costs, which are not reflected in annual fund operating expenses or in the previous expense example, reduce the Fund's performance. During the most recent fiscal year, the Fund's portfolio turnover rate was 2% of the average value of its portfolio.

### Principal Investment Strategies

The Fund employs an indexing investment approach designed to track the performance of the CRSP US Total Market Index (the Index), which represents approximately 100% of the investable U.S. stock market and includes large-, mid-, small-, and micro-cap stocks. The Fund invests by sampling the Index, meaning that it holds a broadly diversified collection of securities that, in the aggregate, approximates the full Index in terms of key characteristics. These key characteristics include industry weightings and market capitalization, as well as certain financial measures, such as price/earnings ratio and dividend yield. The Fund may become nondiversified, as defined under the Investment Company Act of 1940, solely as a result of an index rebalance or market movement.



## Principal Risks

An investment in the Fund could lose money over short or long periods of time. You should expect the Fund's share price and total return to fluctuate within a wide range. The Fund is subject to the following risks, which could affect the Fund's performance:

- *Stock market risk*, which is the chance that stock prices overall will decline. Stock markets tend to move in cycles, with periods of rising prices and periods of falling prices. In addition, the Fund's target index may, at times, become focused in stocks of a particular market sector, which would subject the Fund to proportionately higher exposure to the risks of that sector.
- *Index-related risks*. The Fund is subject to risks associated with index investing, which include passive management risk, tracking error risk, and index provider risk. Passive management risk is the chance that the Fund's use of an indexing strategy will negatively impact the Fund's performance. Because the Fund seeks to track the performance of its target index regardless of how that index is performing, the Fund's performance may be lower than it would be if the Fund were actively managed. Tracking error risk is the chance that the Fund's performance will deviate from the performance of its target index. Tracking error risk may be heightened during times of increased market volatility or under other unusual market conditions. Index provider risk is the chance that the Fund will be negatively impacted by changes or errors made by the index provider. Any gains, losses, or costs associated with or resulting from an error made by the index provider will generally be borne by the Fund and, as a result, the Fund's shareholders.
- *Index sampling risk*, which is the chance that the securities selected for the Fund, in the aggregate, will not provide investment performance matching that of the Fund's target index. Index sampling risk for the Fund is expected to be low.
- *Nondiversification risk*. Because the Fund seeks to closely track the composition of the Fund's target index, from time to time, more than 25% of the Fund's total assets may be invested in issuers representing more than 5% of the Fund's total assets due to an index rebalance or market movement, which would result in the Fund being nondiversified under the Investment Company Act of 1940. The Fund's performance may be hurt disproportionately by the poor performance of relatively few stocks, or even a single stock, and the Fund's shares may experience significant fluctuations in value.
- *Sector risk*, which is the chance that significant problems will affect a particular sector, or that returns from that sector will trail returns from the overall stock market. Daily fluctuations in specific market sectors are often more extreme or volatile than fluctuations in the overall market. Because a significant portion of the Fund's assets are invested in the technology sector, the Fund's performance is impacted by the general condition of that sector. Companies in the technology sector could be affected by, among other things, overall economic conditions, short product cycles, rapid obsolescence of products, competition, and government regulation. Sector risk is expected to be high for the Fund.

Because the Fund is an exchange-traded fund (ETF) and the Fund's shares are traded on an exchange, the Fund is subject to additional risks:

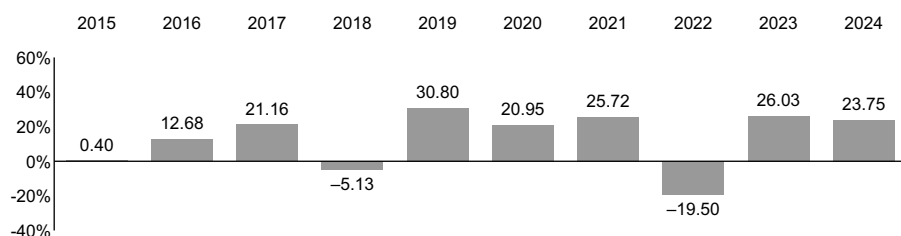
- The Fund's ETF Shares are listed for trading on NYSE Arca and are bought and sold on the secondary market at market prices. Although it is expected that the market price of an ETF Share typically will approximate its net asset value (NAV), there may be times when the market price and the NAV differ significantly. Thus, you may pay more or less than NAV when you buy ETF Shares on the secondary market, and you may receive more or less than NAV when you sell those shares.
- Although the Fund's ETF Shares are listed for trading on NYSE Arca, it is possible that an active trading market may not be maintained.
- Trading of the Fund's ETF Shares may be halted by the activation of individual or marketwide trading halts (which halt trading for a specific period of time when the price of a particular security or overall market prices decline by a specified percentage). Trading of the Fund's ETF Shares may also be halted if (1) the shares are delisted from NYSE Arca without first being listed on another exchange or (2) NYSE Arca officials determine that such action is appropriate in the interest of a fair and orderly market or for the protection of investors.

**An investment in the Fund is not a deposit of a bank and is not insured or guaranteed by the Federal Deposit Insurance Corporation or any other government agency.**

### **Annual Total Returns**

The following bar chart and table are intended to help you understand the risks of investing in the Fund. The bar chart shows how the performance of the Fund's ETF Shares (based on NAV) has varied from one calendar year to another over the periods shown. The table shows how the average annual total returns of the ETF Shares compare with those of the Fund's target index and other comparative indexes, which have investment characteristics similar to those of the Fund. Keep in mind that the Fund's past performance (before and after taxes) does not indicate how the Fund will perform in the future. Updated performance information is available on our website at [vanguard.com/performance](http://vanguard.com/performance).

## Annual Total Returns — Vanguard Total Stock Market Index Fund ETF Shares



During the periods shown in the bar chart, the highest and lowest returns for a calendar quarter were:

	Total Return	Quarter
Highest	22.09%	June 30, 2020
Lowest	-20.89%	March 31, 2020

## Average Annual Total Returns for Periods Ended December 31, 2024

	1 Year	5 Years	10 Years
<b>Vanguard Total Stock Market Index Fund ETF Shares</b>			
<i>Based on NAV</i>			
Return Before Taxes	23.75%	13.80%	12.50%
Return After Taxes on Distributions	23.34	13.38	12.02
Return After Taxes on Distributions and Sale of Fund Shares	14.29	10.98	10.28
<i>Based on Market Price</i>			
Return Before Taxes	23.71	13.81	12.50
<b>CRSP US Total Market Index</b>			
(reflects no deduction for fees, expenses, or taxes)	23.77%	13.81%	12.50%
<b>Dow Jones U.S. Total Stock Market Float Adjusted Index</b>			
(reflects no deduction for fees, expenses, or taxes)	23.88	13.78	12.48

Actual after-tax returns depend on your tax situation and may differ from those shown in the preceding table. When after-tax returns are calculated, it is assumed that the shareholder was in the highest individual federal marginal income tax bracket at the time of each distribution of income or capital gains or upon redemption. State and local income taxes are not reflected in the calculations. Please note that after-tax returns are not relevant for a shareholder who holds fund shares in a tax-deferred account, such as an individual retirement account or a 401(k) plan. Also, figures captioned *Return After Taxes on Distributions and Sale of Fund Shares* may be higher than other figures for the same period if a capital loss occurs upon redemption and results in an assumed tax deduction for the shareholder.

## **Investment Advisor**

The Vanguard Group, Inc. (Vanguard)

## **Portfolio Managers**

Nick Birkett, CFA, Portfolio Manager at Vanguard. He has co-managed the Fund since February 2025.

Michelle Louie, CFA, Portfolio Manager and Principal of Vanguard. She has co-managed the Fund since 2023.

Walter Nejman, Portfolio Manager at Vanguard. He has co-managed the Fund since 2016.

Gerard C. O'Reilly, Portfolio Manager and Principal of Vanguard. He has managed the Fund since 1994 (co-managed since 2016).

## **Purchase and Sale of Fund Shares**

ETF Shares may only be bought and sold in the secondary market through a brokerage firm. The price you pay or receive for ETF Shares will be the prevailing market price, which may be more (premium) or less (discount) than the NAV of the shares. The brokerage firm may charge you a commission to execute the transaction. Unless imposed by your brokerage firm, there is no minimum dollar amount you must invest and no minimum number of shares you must buy. ETF Shares of the Fund cannot be directly purchased from or redeemed with the Fund, except by certain authorized broker-dealers. These broker-dealers may purchase and redeem ETF Shares only in large blocks (Creation Units), typically in exchange for baskets of securities.

An investor may incur costs attributable to the difference between the highest price a buyer is willing to pay to purchase ETF Shares (bid) and the lowest price a seller is willing to accept for ETF Shares (ask) when buying or selling shares in the secondary market (bid-ask spread). Recent information, including information on the Fund's NAV, market price, premiums and discounts, and bid-ask spreads, is available online at *vanguard.com*.

## **Tax Information**

The Fund's distributions may be taxable as ordinary income or capital gains. If you are investing through a tax-advantaged account, such as an IRA or an employer-sponsored retirement or savings plan, special tax rules apply. You should consult your own tax advisor with respect to any particular U.S. or non-U.S. tax consequences of your investment in the Fund.

## **Payments to Financial Intermediaries**

The Fund and its investment advisor do not pay financial intermediaries for sales of Fund shares.

# Vanguard Extended Market ETF

## Investment Objective

The Fund seeks to track the performance of a benchmark index that measures the investment return of small- and mid-capitalization stocks.

## Fees and Expenses

The following tables describe the fees and expenses you may pay if you buy, hold, and sell ETF Shares of the Fund. **You may pay other fees, such as brokerage commissions and other fees to financial intermediaries, which are not reflected in the tables and example below.**

### Shareholder Fees

(Fees paid directly from your investment)

Transaction Fee on Purchases and Sales	None*
Transaction Fee on Reinvested Dividends	None*
Transaction Fee on Conversion to ETF Shares	None*

\* None through Vanguard (Broker fees vary)

### Annual Fund Operating Expenses

(Expenses that you pay each year as a percentage of the value of your investment)

Management Fees	0.04%
12b-1 Distribution Fee	None
Other Expenses	0.01%
Total Annual Fund Operating Expenses <sup>1</sup>	0.05%

1 The expense information shown in the table has been restated to reflect current fees.

Example

The following example is intended to help you compare the cost of investing in the Fund's ETF Shares with the cost of investing in other funds. It illustrates the hypothetical expenses that you would incur over various periods if you were to invest \$10,000 in the Fund's shares. This example assumes that the shares provide a return of 5% each year and that total annual fund operating expenses remain as stated in the preceding table. You would incur these hypothetical expenses whether or not you were to sell your shares at the end of the given period. Although your actual costs may be higher or lower, based on these assumptions your costs would be:

1 Year	3 Years	5 Years	10 Years
\$5	\$16	\$28	\$64

This example does not include the brokerage commissions that you may pay to buy and sell ETF Shares of the Fund.

Portfolio Turnover

The Fund pays transaction costs, such as commissions, when it buys and sells securities (or “turns over” its portfolio). A higher portfolio turnover rate may indicate higher transaction costs and may result in more taxes when Fund shares are held in a taxable account. These costs, which are not reflected in annual fund operating expenses or in the previous expense example, reduce the Fund's performance. During the most recent fiscal year, the Fund's portfolio turnover rate was 11% of the average value of its portfolio.

Principal Investment Strategies

The Fund employs an indexing investment approach designed to track the performance of the S&P Completion Index (the Index), a broadly diversified index of stocks of small and mid-size U.S. companies. The Index contains all of the U.S. common stocks regularly traded on the New York Stock Exchange, Cboe, and the Nasdaq over-the-counter market, except those stocks included in the S&P 500 Index. The Fund invests by sampling the Index, meaning that it holds a broadly diversified collection of securities that, in the aggregate, approximates the full Index in terms of key characteristics. These characteristics include industry weightings and market capitalization, as well as certain financial measures, such as price/earnings ratio and dividend yield.

## Principal Risks

An investment in the Fund could lose money over short or long periods of time. You should expect the Fund's share price and total return to fluctuate within a wide range. The Fund is subject to the following risks, which could affect the Fund's performance:

- *Stock market risk*, which is the chance that stock prices overall will decline. Stock markets tend to move in cycles, with periods of rising prices and periods of falling prices. The Fund's target index tracks a subset of the U.S. stock market, which could cause the Fund to perform differently from the overall stock market. In addition, the Fund's target index may, at times, become focused in stocks of a particular market sector, which would subject the Fund to proportionately higher exposure to the risks of that sector.
- *Investment style risk*, which is the chance that returns from small- and mid-capitalization stocks will trail returns from the overall stock market. Historically, small- and mid-cap stocks have been more volatile in price than the large-cap stocks that dominate the overall market, and they often perform quite differently. The stock prices of small and mid-size companies tend to experience greater volatility because, among other things, these companies tend to be more sensitive to changing economic conditions.
- *Index-related risks*. The Fund is subject to risks associated with index investing, which include passive management risk, tracking error risk, and index provider risk. Passive management risk is the chance that the Fund's use of an indexing strategy will negatively impact the Fund's performance. Because the Fund seeks to track the performance of its target index regardless of how that index is performing, the Fund's performance may be lower than it would be if the Fund were actively managed. Tracking error risk is the chance that the Fund's performance will deviate from the performance of its target index. Tracking error risk may be heightened during times of increased market volatility or under other unusual market conditions. Index provider risk is the chance that the Fund will be negatively impacted by changes or errors made by the index provider. Any gains, losses, or costs associated with or resulting from an error made by the index provider will generally be borne by the Fund and, as a result, the Fund's shareholders.
- *Index sampling risk*, which is the chance that the securities selected for the Fund, in the aggregate, will not provide investment performance matching that of the Fund's target index. Index sampling risk for the Fund is expected to be low.

Because the Fund is an exchange-traded fund (ETF) and the Fund's shares are traded on an exchange, the Fund is subject to additional risks:

- The Fund's ETF Shares are listed for trading on NYSE Arca and are bought and sold on the secondary market at market prices. Although it is expected that



the market price of an ETF Share typically will approximate its net asset value (NAV), there may be times when the market price and the NAV differ significantly. Thus, you may pay more or less than NAV when you buy ETF Shares on the secondary market, and you may receive more or less than NAV when you sell those shares.

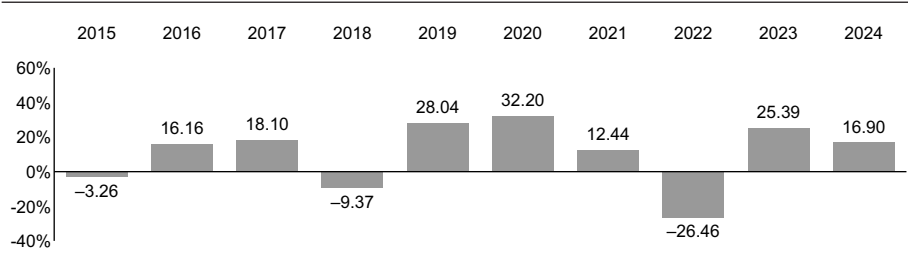
- Although the Fund's ETF Shares are listed for trading on NYSE Arca, it is possible that an active trading market may not be maintained.
- Trading of the Fund's ETF Shares may be halted by the activation of individual or marketwide trading halts (which halt trading for a specific period of time when the price of a particular security or overall market prices decline by a specified percentage). Trading of the Fund's ETF Shares may also be halted if (1) the shares are delisted from NYSE Arca without first being listed on another exchange or (2) NYSE Arca officials determine that such action is appropriate in the interest of a fair and orderly market or for the protection of investors.

**An investment in the Fund is not a deposit of a bank and is not insured or guaranteed by the Federal Deposit Insurance Corporation or any other government agency.**

### **Annual Total Returns**

The following bar chart and table are intended to help you understand the risks of investing in the Fund. The bar chart shows how the performance of the Fund's ETF Shares (based on NAV) has varied from one calendar year to another over the periods shown. The table shows how the average annual total returns of the ETF Shares compare with those of the Fund's target index and another comparative index, which have investment characteristics similar to those of the Fund. Keep in mind that the Fund's past performance (before and after taxes) does not indicate how the Fund will perform in the future. Updated performance information is available on our website at [vanguard.com/performance](http://vanguard.com/performance).

Annual Total Returns — Vanguard Extended Market Index Fund ETF Shares



During the periods shown in the bar chart, the highest and lowest returns for a calendar quarter were:

	Total Return	Quarter
Highest	31.14%	June 30, 2020
Lowest	-28.00%	March 31, 2020

Average Annual Total Returns for Periods Ended December 31, 2024

	1 Year	5 Years	10 Years
Vanguard Extended Market Index Fund ETF Shares			
Based on NAV			
Return Before Taxes	16.90%	9.89%	9.45%
Return After Taxes on Distributions	16.54	9.52	9.04
Return After Taxes on Distributions and Sale of Fund Shares	10.17	7.74	7.61
Based on Market Price			
Return Before Taxes	16.89	9.90	9.46
S&P Completion Index			
(reflects no deduction for fees, expenses, or taxes)	16.88%	9.77%	9.33%
Dow Jones U.S. Total Stock Market Float Adjusted Index			
(reflects no deduction for fees, expenses, or taxes)	23.88	13.78	12.48

Actual after-tax returns depend on your tax situation and may differ from those shown in the preceding table. When after-tax returns are calculated, it is assumed that the shareholder was in the highest individual federal marginal income tax bracket at the time of each distribution of income or capital gains or upon redemption. State and local income taxes are not reflected in the calculations. Please note that after-tax returns are not relevant for a shareholder who holds fund shares in a tax-deferred account, such as an individual retirement account or a 401(k) plan. Also, figures captioned *Return After Taxes on Distributions and Sale of Fund Shares* may be higher than other figures for the same period if a capital loss occurs upon redemption and results in an assumed tax deduction for the shareholder.

## **Investment Advisor**

The Vanguard Group, Inc. (Vanguard)

## **Portfolio Managers**

Nick Birkett, CFA, Portfolio Manager at Vanguard. He has co-managed the Fund since 2023.

Michelle Louie, CFA, Portfolio Manager and Principal of Vanguard. She has co-managed the Fund since 2023.

Walter Nejman, Portfolio Manager at Vanguard. He has co-managed the Fund since February 2025.

## **Purchase and Sale of Fund Shares**

ETF Shares may only be bought and sold in the secondary market through a brokerage firm. The price you pay or receive for ETF Shares will be the prevailing market price, which may be more (premium) or less (discount) than the NAV of the shares. The brokerage firm may charge you a commission to execute the transaction. Unless imposed by your brokerage firm, there is no minimum dollar amount you must invest and no minimum number of shares you must buy. ETF Shares of the Fund cannot be directly purchased from or redeemed with the Fund, except by certain authorized broker-dealers. These broker-dealers may purchase and redeem ETF Shares only in large blocks (Creation Units), typically in exchange for baskets of securities.

An investor may incur costs attributable to the difference between the highest price a buyer is willing to pay to purchase ETF Shares (bid) and the lowest price a seller is willing to accept for ETF Shares (ask) when buying or selling shares in the secondary market (bid-ask spread). Recent information, including information on the Fund's NAV, market price, premiums and discounts, and bid-ask spreads, is available online at *vanguard.com*.

## **Tax Information**

The Fund's distributions may be taxable as ordinary income or capital gains. If you are investing through a tax-advantaged account, such as an IRA or an employer-sponsored retirement or savings plan, special tax rules apply. You should consult your own tax advisor with respect to any particular U.S. or non-U.S. tax consequences of your investment in the Fund.

**Payments to Financial Intermediaries**

The Fund and its investment advisor do not pay financial intermediaries for sales of Fund shares.

# Vanguard Large-Cap ETF

## Investment Objective

The Fund seeks to track the performance of a benchmark index that measures the investment return of large-capitalization stocks.

## Fees and Expenses

The following tables describe the fees and expenses you may pay if you buy, hold, and sell ETF Shares of the Fund. **You may pay other fees, such as brokerage commissions and other fees to financial intermediaries, which are not reflected in the tables and example below.**

### Shareholder Fees

(Fees paid directly from your investment)

Transaction Fee on Purchases and Sales	None*
Transaction Fee on Reinvested Dividends	None*
Transaction Fee on Conversion to ETF Shares	None*

\* None through Vanguard (Broker fees vary)

### Annual Fund Operating Expenses

(Expenses that you pay each year as a percentage of the value of your investment)

Management Fees	0.03%
12b-1 Distribution Fee	None
Other Expenses	0.01%
Total Annual Fund Operating Expenses	0.04%

### Example

The following example is intended to help you compare the cost of investing in the Fund's ETF Shares with the cost of investing in other funds. It illustrates the hypothetical expenses that you would incur over various periods if you were to invest \$10,000 in the Fund's shares. This example assumes that the shares provide a return of 5% each year and that total annual fund operating expenses remain as stated in the preceding table. You would incur these hypothetical expenses whether or not you were to sell your shares at the end of the given period. Although your actual costs may be higher or lower, based on these assumptions your costs would be:

1 Year	3 Years	5 Years	10 Years
\$4	\$13	\$23	\$51

This example does not include the brokerage commissions that you may pay to buy and sell ETF Shares of the Fund.

## Portfolio Turnover

The Fund pays transaction costs, such as commissions, when it buys and sells securities (or “turns over” its portfolio). A higher portfolio turnover rate may indicate higher transaction costs and may result in more taxes when Fund shares are held in a taxable account. These costs, which are not reflected in annual fund operating expenses or in the previous expense example, reduce the Fund’s performance. During the most recent fiscal year, the Fund’s portfolio turnover rate was 2% of the average value of its portfolio.

## Principal Investment Strategies

The Fund employs an indexing investment approach designed to track the performance of the CRSP US Large Cap Index (the Index), a broadly diversified index of large U.S. companies representing approximately the top 85% of the U.S. market capitalization. The Fund attempts to replicate the target index by investing all, or substantially all, of its assets in the stocks that make up the Index, holding each stock in approximately the same proportion as its weighting in the Index. The Fund may become nondiversified, as defined under the Investment Company Act of 1940, solely as a result of an index rebalance or market movement.

## Principal Risks

An investment in the Fund could lose money over short or long periods of time. You should expect the Fund’s share price and total return to fluctuate within a wide range. The Fund is subject to the following risks, which could affect the Fund’s performance:

- *Stock market risk*, which is the chance that stock prices overall will decline. Stock markets tend to move in cycles, with periods of rising prices and periods of falling prices. The Fund’s target index tracks a subset of the U.S. stock market, which could cause the Fund to perform differently from the overall stock market. In addition, the Fund’s target index may, at times, become focused in stocks of a particular market sector, which would subject the Fund to proportionately higher exposure to the risks of that sector.
- *Investment style risk*, which is the chance that returns from large-capitalization stocks will trail returns from the overall stock market. Large-cap stocks tend to go through cycles of doing better—or worse—than other segments of the stock market or the stock market in general. These periods have, in the past, lasted for as long as several years.
- *Index-related risks*. The Fund is subject to risks associated with index investing, which include passive management risk, tracking error risk, and index provider risk. Passive management risk is the chance that the Fund’s use of an indexing strategy will negatively impact the Fund’s performance. Because the

Fund seeks to track the performance of its target index regardless of how that index is performing, the Fund's performance may be lower than it would be if the Fund were actively managed. Tracking error risk is the chance that the Fund's performance will deviate from the performance of its target index. Tracking error risk may be heightened during times of increased market volatility or under other unusual market conditions. Index provider risk is the chance that the Fund will be negatively impacted by changes or errors made by the index provider. Any gains, losses, or costs associated with or resulting from an error made by the index provider will generally be borne by the Fund and, as a result, the Fund's shareholders.

- *Index replicating risk*, which is the chance that the Fund may be prevented from holding one or more securities in the same proportion as in its target index.
- *Nondiversification risk*. Because the Fund seeks to closely track the composition of the Fund's target index, from time to time, more than 25% of the Fund's total assets may be invested in issuers representing more than 5% of the Fund's total assets due to an index rebalance or market movement, which would result in the Fund being nondiversified under the Investment Company Act of 1940. The Fund's performance may be hurt disproportionately by the poor performance of relatively few stocks, or even a single stock, and the Fund's shares may experience significant fluctuations in value.
- *Sector risk*, which is the chance that significant problems will affect a particular sector, or that returns from that sector will trail returns from the overall stock market. Daily fluctuations in specific market sectors are often more extreme or volatile than fluctuations in the overall market. Because a significant portion of the Fund's assets are invested in the technology sector, the Fund's performance is impacted by the general condition of that sector. Companies in the technology sector could be affected by, among other things, overall economic conditions, short product cycles, rapid obsolescence of products, competition, and government regulation. Sector risk is expected to be high for the Fund.

Because the Fund is an exchange-traded fund (ETF) and the Fund's shares are traded on an exchange, the Fund is subject to additional risks:

- The Fund's ETF Shares are listed for trading on NYSE Arca and are bought and sold on the secondary market at market prices. Although it is expected that the market price of an ETF Share typically will approximate its net asset value (NAV), there may be times when the market price and the NAV differ significantly. Thus, you may pay more or less than NAV when you buy ETF Shares on the secondary market, and you may receive more or less than NAV when you sell those shares.
- Although the Fund's ETF Shares are listed for trading on NYSE Arca, it is possible that an active trading market may not be maintained.
- Trading of the Fund's ETF Shares may be halted by the activation of individual or marketwide trading halts (which halt trading for a specific period of time when the price of a particular security or overall market prices decline by a specified percentage). Trading of the Fund's ETF Shares may also be halted if (1) the

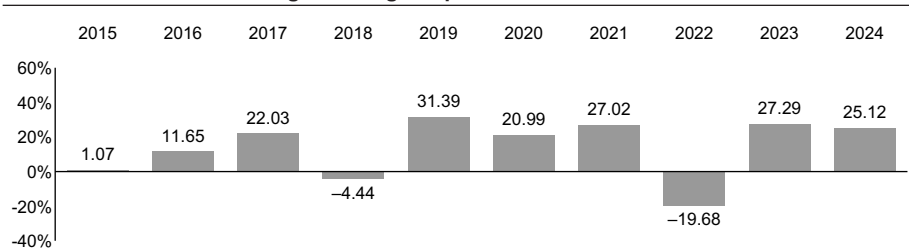
shares are delisted from NYSE Arca without first being listed on another exchange or (2) NYSE Arca officials determine that such action is appropriate in the interest of a fair and orderly market or for the protection of investors.

**An investment in the Fund is not a deposit of a bank and is not insured or guaranteed by the Federal Deposit Insurance Corporation or any other government agency.**

**Annual Total Returns**

The following bar chart and table are intended to help you understand the risks of investing in the Fund. The bar chart shows how the performance of the Fund's ETF Shares (based on NAV) has varied from one calendar year to another over the periods shown. The table shows how the average annual total returns of the ETF Shares compare with those of the Fund's target index and other comparative indexes, which have investment characteristics similar to those of the Fund. Keep in mind that the Fund's past performance (before and after taxes) does not indicate how the Fund will perform in the future. Updated performance information is available on our website at [vanguard.com/performance](http://vanguard.com/performance).

**Annual Total Returns — Vanguard Large-Cap Index Fund ETF Shares**



During the periods shown in the bar chart, the highest and lowest returns for a calendar quarter were:

	Total Return	Quarter
Highest	21.40%	June 30, 2020
Lowest	-19.45%	March 31, 2020



## Average Annual Total Returns for Periods Ended December 31, 2024

	1 Year	5 Years	10 Years
<b>Vanguard Large-Cap Index Fund ETF Shares</b>			
<i>Based on NAV</i>			
Return Before Taxes	25.12%	14.48%	13.02%
Return After Taxes on Distributions	24.72	14.06	12.55
Return After Taxes on Distributions and Sale of Fund Shares	15.11	11.55	10.75
<i>Based on Market Price</i>			
Return Before Taxes	25.05	14.48	13.01
<b>CRSP US Large Cap Index</b>			
(reflects no deduction for fees, expenses, or taxes)	25.15%	14.51%	13.05%
<b>Dow Jones U.S. Total Stock Market Float Adjusted Index</b>			
(reflects no deduction for fees, expenses, or taxes)	23.88	13.78	12.48

Actual after-tax returns depend on your tax situation and may differ from those shown in the preceding table. When after-tax returns are calculated, it is assumed that the shareholder was in the highest individual federal marginal income tax bracket at the time of each distribution of income or capital gains or upon redemption. State and local income taxes are not reflected in the calculations. Please note that after-tax returns are not relevant for a shareholder who holds fund shares in a tax-deferred account, such as an individual retirement account or a 401(k) plan. Also, figures captioned *Return After Taxes on Distributions and Sale of Fund Shares* may be higher than other figures for the same period if a capital loss occurs upon redemption and results in an assumed tax deduction for the shareholder.

### Investment Advisor

The Vanguard Group, Inc. (Vanguard)

#### Portfolio Managers

Michelle Louie, CFA, Portfolio Manager and Principal of Vanguard. She has co-managed the Fund since 2021.

Walter Nejman, Portfolio Manager at Vanguard. He has co-managed the Fund since 2016.

Chris Nieves, CFA, Portfolio Manager at Vanguard. He has co-managed the Fund since February 2025.

Jena Stenger, Portfolio Manager at Vanguard. She has co-managed the Fund since February 2025.

## **Purchase and Sale of Fund Shares**

ETF Shares may only be bought and sold in the secondary market through a brokerage firm. The price you pay or receive for ETF Shares will be the prevailing market price, which may be more (premium) or less (discount) than the NAV of the shares. The brokerage firm may charge you a commission to execute the transaction. Unless imposed by your brokerage firm, there is no minimum dollar amount you must invest and no minimum number of shares you must buy. ETF Shares of the Fund cannot be directly purchased from or redeemed with the Fund, except by certain authorized broker-dealers. These broker-dealers may purchase and redeem ETF Shares only in large blocks (Creation Units), typically in exchange for baskets of securities.

An investor may incur costs attributable to the difference between the highest price a buyer is willing to pay to purchase ETF Shares (bid) and the lowest price a seller is willing to accept for ETF Shares (ask) when buying or selling shares in the secondary market (bid-ask spread). Recent information, including information on the Fund's NAV, market price, premiums and discounts, and bid-ask spreads, is available online at *vanguard.com*.

## **Tax Information**

The Fund's distributions may be taxable as ordinary income or capital gains. If you are investing through a tax-advantaged account, such as an IRA or an employer-sponsored retirement or savings plan, special tax rules apply. You should consult your own tax advisor with respect to any particular U.S. or non-U.S. tax consequences of your investment in the Fund.

## **Payments to Financial Intermediaries**

The Fund and its investment advisor do not pay financial intermediaries for sales of Fund shares.

# Vanguard Mid-Cap ETF

## Investment Objective

The Fund seeks to track the performance of a benchmark index that measures the investment return of mid-capitalization stocks.

## Fees and Expenses

The following tables describe the fees and expenses you may pay if you buy, hold, and sell ETF Shares of the Fund. **You may pay other fees, such as brokerage commissions and other fees to financial intermediaries, which are not reflected in the tables and example below.**

### Shareholder Fees

(Fees paid directly from your investment)

Transaction Fee on Purchases and Sales	None*
Transaction Fee on Reinvested Dividends	None*
Transaction Fee on Conversion to ETF Shares	None*

\* None through Vanguard (Broker fees vary)

### Annual Fund Operating Expenses

(Expenses that you pay each year as a percentage of the value of your investment)

Management Fees	0.03%
12b-1 Distribution Fee	None
Other Expenses	0.01%
Total Annual Fund Operating Expenses	0.04%

Example

The following example is intended to help you compare the cost of investing in the Fund's ETF Shares with the cost of investing in other funds. It illustrates the hypothetical expenses that you would incur over various periods if you were to invest \$10,000 in the Fund's shares. This example assumes that the shares provide a return of 5% each year and that total annual fund operating expenses remain as stated in the preceding table. You would incur these hypothetical expenses whether or not you were to sell your shares at the end of the given period. Although your actual costs may be higher or lower, based on these assumptions your costs would be:

1 Year	3 Years	5 Years	10 Years
\$4	\$13	\$23	\$51

This example does not include the brokerage commissions that you may pay to buy and sell ETF Shares of the Fund.

Portfolio Turnover

The Fund pays transaction costs, such as commissions, when it buys and sells securities (or “turns over” its portfolio). A higher portfolio turnover rate may indicate higher transaction costs and may result in more taxes when Fund shares are held in a taxable account. These costs, which are not reflected in annual fund operating expenses or in the previous expense example, reduce the Fund's performance. During the most recent fiscal year, the Fund's portfolio turnover rate was 16% of the average value of its portfolio.

Principal Investment Strategies

The Fund employs an indexing investment approach designed to track the performance of the CRSP US Mid Cap Index (the Index), a broadly diversified index of stocks of mid-size U.S. companies. The Fund attempts to replicate the target index by investing all, or substantially all, of its assets in the stocks that make up the Index, holding each stock in approximately the same proportion as its weighting in the Index.

Principal Risks

An investment in the Fund could lose money over short or long periods of time. You should expect the Fund's share price and total return to fluctuate within a wide range. The Fund is subject to the following risks, which could affect the Fund's performance:

- *Stock market risk*, which is the chance that stock prices overall will decline. Stock markets tend to move in cycles, with periods of rising prices and periods of

falling prices. The Fund's target index tracks a subset of the U.S. stock market, which could cause the Fund to perform differently from the overall stock market. In addition, the Fund's target index may, at times, become focused in stocks of a particular market sector, which would subject the Fund to proportionately higher exposure to the risks of that sector.

- *Investment style risk*, which is the chance that returns from mid-capitalization stocks will trail returns from the overall stock market. Historically, mid-cap stocks have been more volatile in price than the large-cap stocks that dominate the overall market, and they often perform quite differently. The stock prices of mid-size companies tend to experience greater volatility because, among other things, these companies tend to be more sensitive to changing economic conditions.

- *Index-related risks*. The Fund is subject to risks associated with index investing, which include passive management risk, tracking error risk, and index provider risk. Passive management risk is the chance that the Fund's use of an indexing strategy will negatively impact the Fund's performance. Because the Fund seeks to track the performance of its target index regardless of how that index is performing, the Fund's performance may be lower than it would be if the Fund were actively managed. Tracking error risk is the chance that the Fund's performance will deviate from the performance of its target index. Tracking error risk may be heightened during times of increased market volatility or under other unusual market conditions. Index provider risk is the chance that the Fund will be negatively impacted by changes or errors made by the index provider. Any gains, losses, or costs associated with or resulting from an error made by the index provider will generally be borne by the Fund and, as a result, the Fund's shareholders.

- *Index replicating risk*, which is the chance that the Fund may be prevented from holding one or more securities in the same proportion as in its target index.

Because the Fund is an exchange-traded fund (ETF) and the Fund's shares are traded on an exchange, the Fund is subject to additional risks:

- The Fund's ETF Shares are listed for trading on NYSE Arca and are bought and sold on the secondary market at market prices. Although it is expected that the market price of an ETF Share typically will approximate its net asset value (NAV), there may be times when the market price and the NAV differ significantly. Thus, you may pay more or less than NAV when you buy ETF Shares on the secondary market, and you may receive more or less than NAV when you sell those shares.

- Although the Fund's ETF Shares are listed for trading on NYSE Arca, it is possible that an active trading market may not be maintained.

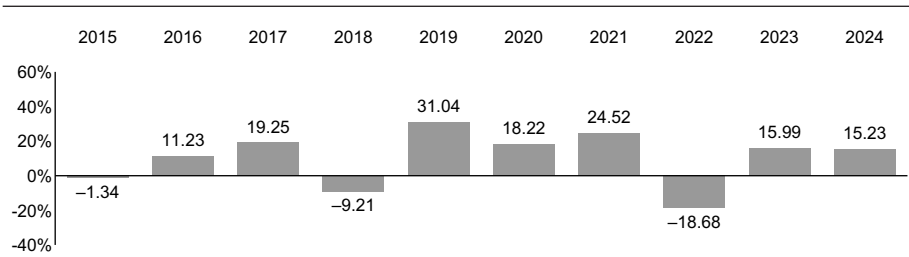
- Trading of the Fund's ETF Shares may be halted by the activation of individual or marketwide trading halts (which halt trading for a specific period of time when the price of a particular security or overall market prices decline by a specified percentage). Trading of the Fund's ETF Shares may also be halted if (1) the shares are delisted from NYSE Arca without first being listed on another exchange or (2) NYSE Arca officials determine that such action is appropriate in the interest of a fair and orderly market or for the protection of investors.

**An investment in the Fund is not a deposit of a bank and is not insured or guaranteed by the Federal Deposit Insurance Corporation or any other government agency.**

### Annual Total Returns

The following bar chart and table are intended to help you understand the risks of investing in the Fund. The bar chart shows how the performance of the Fund's ETF Shares (based on NAV) has varied from one calendar year to another over the periods shown. The table shows how the average annual total returns of the ETF Shares compare with those of the Fund's target index and other comparative indexes, which have investment characteristics similar to those of the Fund. Keep in mind that the Fund's past performance (before and after taxes) does not indicate how the Fund will perform in the future. Updated performance information is available on our website at [vanguard.com/performance](http://vanguard.com/performance).

**Annual Total Returns — Vanguard Mid-Cap Index Fund ETF Shares**



During the periods shown in the bar chart, the highest and lowest returns for a calendar quarter were:

	Total Return	Quarter
Highest	24.96%	June 30, 2020
Lowest	-25.74%	March 31, 2020

## Average Annual Total Returns for Periods Ended December 31, 2024

	1 Year	5 Years	10 Years
<b>Vanguard Mid-Cap Index Fund ETF Shares</b>			
<i>Based on NAV</i>			
Return Before Taxes	15.23%	9.85%	9.56%
Return After Taxes on Distributions	14.78	9.42	9.12
Return After Taxes on Distributions and Sale of Fund Shares	9.27	7.72	7.72
<i>Based on Market Price</i>			
Return Before Taxes	15.28	9.87	9.56
<b>CRSP US Mid Cap Index</b>			
(reflects no deduction for fees, expenses, or taxes)	15.25%	9.86%	9.57%
<b>Dow Jones U.S. Total Stock Market Float Adjusted Index</b>			
(reflects no deduction for fees, expenses, or taxes)	23.88	13.78	12.48

Actual after-tax returns depend on your tax situation and may differ from those shown in the preceding table. When after-tax returns are calculated, it is assumed that the shareholder was in the highest individual federal marginal income tax bracket at the time of each distribution of income or capital gains or upon redemption. State and local income taxes are not reflected in the calculations. Please note that after-tax returns are not relevant for a shareholder who holds fund shares in a tax-deferred account, such as an individual retirement account or a 401(k) plan. Also, figures captioned *Return After Taxes on Distributions and Sale of Fund Shares* may be higher than other figures for the same period if a capital loss occurs upon redemption and results in an assumed tax deduction for the shareholder.

## Investment Advisor

The Vanguard Group, Inc. (Vanguard)

### Portfolio Managers

Aaron Choi, CFA, Portfolio Manager at Vanguard. He has co-managed the Fund since 2023.

Aur lie Denis, CFA, Portfolio Manager at Vanguard. She has co-managed the Fund since 2023.

Kenny Narzikul, CFA, Portfolio Manager at Vanguard. He has co-managed the Fund since February 2025.

## **Purchase and Sale of Fund Shares**

ETF Shares may only be bought and sold in the secondary market through a brokerage firm. The price you pay or receive for ETF Shares will be the prevailing market price, which may be more (premium) or less (discount) than the NAV of the shares. The brokerage firm may charge you a commission to execute the transaction. Unless imposed by your brokerage firm, there is no minimum dollar amount you must invest and no minimum number of shares you must buy. ETF Shares of the Fund cannot be directly purchased from or redeemed with the Fund, except by certain authorized broker-dealers. These broker-dealers may purchase and redeem ETF Shares only in large blocks (Creation Units), typically in exchange for baskets of securities.

An investor may incur costs attributable to the difference between the highest price a buyer is willing to pay to purchase ETF Shares (bid) and the lowest price a seller is willing to accept for ETF Shares (ask) when buying or selling shares in the secondary market (bid-ask spread). Recent information, including information on the Fund's NAV, market price, premiums and discounts, and bid-ask spreads, is available online at *vanguard.com*.

## **Tax Information**

The Fund's distributions may be taxable as ordinary income or capital gains. If you are investing through a tax-advantaged account, such as an IRA or an employer-sponsored retirement or savings plan, special tax rules apply. You should consult your own tax advisor with respect to any particular U.S. or non-U.S. tax consequences of your investment in the Fund.

## **Payments to Financial Intermediaries**

The Fund and its investment advisor do not pay financial intermediaries for sales of Fund shares.



# Vanguard Small-Cap ETF

## Investment Objective

The Fund seeks to track the performance of a benchmark index that measures the investment return of small-capitalization stocks.

## Fees and Expenses

The following tables describe the fees and expenses you may pay if you buy, hold, and sell ETF Shares of the Fund. **You may pay other fees, such as brokerage commissions and other fees to financial intermediaries, which are not reflected in the tables and example below.**

### Shareholder Fees

(Fees paid directly from your investment)

Transaction Fee on Purchases and Sales	None*
Transaction Fee on Reinvested Dividends	None*
Transaction Fee on Conversion to ETF Shares	None*

\* None through Vanguard (Broker fees vary)

### Annual Fund Operating Expenses

(Expenses that you pay each year as a percentage of the value of your investment)

Management Fees	0.04%
12b-1 Distribution Fee	None
Other Expenses	0.01%
Total Annual Fund Operating Expenses	0.05%

Example

The following example is intended to help you compare the cost of investing in the Fund's ETF Shares with the cost of investing in other funds. It illustrates the hypothetical expenses that you would incur over various periods if you were to invest \$10,000 in the Fund's shares. This example assumes that the shares provide a return of 5% each year and that total annual fund operating expenses remain as stated in the preceding table. You would incur these hypothetical expenses whether or not you were to sell your shares at the end of the given period. Although your actual costs may be higher or lower, based on these assumptions your costs would be:

1 Year	3 Years	5 Years	10 Years
\$5	\$16	\$28	\$64

This example does not include the brokerage commissions that you may pay to buy and sell ETF Shares of the Fund.

Portfolio Turnover

The Fund pays transaction costs, such as commissions, when it buys and sells securities (or “turns over” its portfolio). A higher portfolio turnover rate may indicate higher transaction costs and may result in more taxes when Fund shares are held in a taxable account. These costs, which are not reflected in annual fund operating expenses or in the previous expense example, reduce the Fund's performance. During the most recent fiscal year, the Fund's portfolio turnover rate was 13% of the average value of its portfolio.

Principal Investment Strategies

The Fund employs an indexing investment approach designed to track the performance of the CRSP US Small Cap Index (the Index), a broadly diversified index of stocks of small U.S. companies. The Fund attempts to replicate the target index by investing all, or substantially all, of its assets in the stocks that make up the Index, holding each stock in approximately the same proportion as its weighting in the Index.

Principal Risks

An investment in the Fund could lose money over short or long periods of time. You should expect the Fund's share price and total return to fluctuate within a wide range. The Fund is subject to the following risks, which could affect the Fund's performance:

- *Stock market risk*, which is the chance that stock prices overall will decline. Stock markets tend to move in cycles, with periods of rising prices and periods of

falling prices. The Fund's target index tracks a subset of the U.S. stock market, which could cause the Fund to perform differently from the overall stock market. In addition, the Fund's target index may, at times, become focused in stocks of a particular market sector, which would subject the Fund to proportionately higher exposure to the risks of that sector.

- *Investment style risk*, which is the chance that returns from small-capitalization stocks will trail returns from the overall stock market. Historically, small-cap stocks have been more volatile in price than the large-cap stocks that dominate the overall market, and they often perform quite differently. The stock prices of small companies tend to experience greater volatility because, among other things, these companies tend to be more sensitive to changing economic conditions.

- *Index-related risks*. The Fund is subject to risks associated with index investing, which include passive management risk, tracking error risk, and index provider risk. Passive management risk is the chance that the Fund's use of an indexing strategy will negatively impact the Fund's performance. Because the Fund seeks to track the performance of its target index regardless of how that index is performing, the Fund's performance may be lower than it would be if the Fund were actively managed. Tracking error risk is the chance that the Fund's performance will deviate from the performance of its target index. Tracking error risk may be heightened during times of increased market volatility or under other unusual market conditions. Index provider risk is the chance that the Fund will be negatively impacted by changes or errors made by the index provider. Any gains, losses, or costs associated with or resulting from an error made by the index provider will generally be borne by the Fund and, as a result, the Fund's shareholders.

- *Index replicating risk*, which is the chance that the Fund may be prevented from holding one or more securities in the same proportion as in its target index.

Because the Fund is an exchange-traded fund (ETF) and the Fund's shares are traded on an exchange, the Fund is subject to additional risks:

- The Fund's ETF Shares are listed for trading on NYSE Arca and are bought and sold on the secondary market at market prices. Although it is expected that the market price of an ETF Share typically will approximate its net asset value (NAV), there may be times when the market price and the NAV differ significantly. Thus, you may pay more or less than NAV when you buy ETF Shares on the secondary market, and you may receive more or less than NAV when you sell those shares.

- Although the Fund's ETF Shares are listed for trading on NYSE Arca, it is possible that an active trading market may not be maintained.

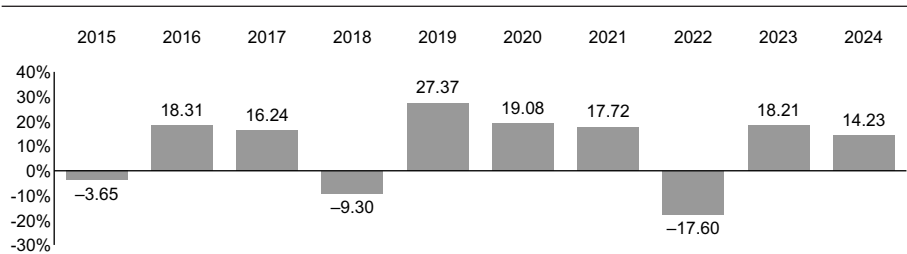
- Trading of the Fund's ETF Shares may be halted by the activation of individual or marketwide trading halts (which halt trading for a specific period of time when the price of a particular security or overall market prices decline by a specified percentage). Trading of the Fund's ETF Shares may also be halted if (1) the shares are delisted from NYSE Arca without first being listed on another exchange or (2) NYSE Arca officials determine that such action is appropriate in the interest of a fair and orderly market or for the protection of investors.

**An investment in the Fund is not a deposit of a bank and is not insured or guaranteed by the Federal Deposit Insurance Corporation or any other government agency.**

### Annual Total Returns

The following bar chart and table are intended to help you understand the risks of investing in the Fund. The bar chart shows how the performance of the Fund's ETF Shares (based on NAV) has varied from one calendar year to another over the periods shown. The table shows how the average annual total returns of the ETF Shares compare with those of the Fund's target index and other comparative indexes, which have investment characteristics similar to those of the Fund. Keep in mind that the Fund's past performance (before and after taxes) does not indicate how the Fund will perform in the future. Updated performance information is available on our website at [vanguard.com/performance](http://vanguard.com/performance).

**Annual Total Returns — Vanguard Small-Cap Index Fund ETF Shares**



During the periods shown in the bar chart, the highest and lowest returns for a calendar quarter were:

	Total Return	Quarter
Highest	27.10%	December 31, 2020
Lowest	-30.08%	March 31, 2020

## Average Annual Total Returns for Periods Ended December 31, 2024

	1 Year	5 Years	10 Years
<b>Vanguard Small-Cap Index Fund ETF Shares</b>			
<i>Based on NAV</i>			
Return Before Taxes	14.23%	9.30%	9.09%
Return After Taxes on Distributions	13.82	8.88	8.64
Return After Taxes on Distributions and Sale of Fund Shares	8.63	7.25	7.29
<i>Based on Market Price</i>			
Return Before Taxes	14.13	9.29	9.09
<b>CRSP US Small Cap Index</b>			
(reflects no deduction for fees, expenses, or taxes)	14.22%	9.26%	9.06%
<b>Dow Jones U.S. Total Stock Market Float Adjusted Index</b>			
(reflects no deduction for fees, expenses, or taxes)	23.88	13.78	12.48

Actual after-tax returns depend on your tax situation and may differ from those shown in the preceding table. When after-tax returns are calculated, it is assumed that the shareholder was in the highest individual federal marginal income tax bracket at the time of each distribution of income or capital gains or upon redemption. State and local income taxes are not reflected in the calculations. Please note that after-tax returns are not relevant for a shareholder who holds fund shares in a tax-deferred account, such as an individual retirement account or a 401(k) plan. Also, figures captioned *Return After Taxes on Distributions and Sale of Fund Shares* may be higher than other figures for the same period if a capital loss occurs upon redemption and results in an assumed tax deduction for the shareholder.

### Investment Advisor

The Vanguard Group, Inc. (Vanguard)

#### Portfolio Managers

Aaron Choi, CFA, Portfolio Manager at Vanguard. He has co-managed the Fund since February 2025.

Kenny Narzikul, CFA, Portfolio Manager at Vanguard. He has managed the Fund since 2023.

Gerard C. O'Reilly, Portfolio Manager and Principal of Vanguard. He has co-managed the Fund since 2016.

## **Purchase and Sale of Fund Shares**

ETF Shares may only be bought and sold in the secondary market through a brokerage firm. The price you pay or receive for ETF Shares will be the prevailing market price, which may be more (premium) or less (discount) than the NAV of the shares. The brokerage firm may charge you a commission to execute the transaction. Unless imposed by your brokerage firm, there is no minimum dollar amount you must invest and no minimum number of shares you must buy. ETF Shares of the Fund cannot be directly purchased from or redeemed with the Fund, except by certain authorized broker-dealers. These broker-dealers may purchase and redeem ETF Shares only in large blocks (Creation Units), typically in exchange for baskets of securities.

An investor may incur costs attributable to the difference between the highest price a buyer is willing to pay to purchase ETF Shares (bid) and the lowest price a seller is willing to accept for ETF Shares (ask) when buying or selling shares in the secondary market (bid-ask spread). Recent information, including information on the Fund's NAV, market price, premiums and discounts, and bid-ask spreads, is available online at *vanguard.com*.

## **Tax Information**

The Fund's distributions may be taxable as ordinary income or capital gains. If you are investing through a tax-advantaged account, such as an IRA or an employer-sponsored retirement or savings plan, special tax rules apply. You should consult your own tax advisor with respect to any particular U.S. or non-U.S. tax consequences of your investment in the Fund.

## **Payments to Financial Intermediaries**

The Fund and its investment advisor do not pay financial intermediaries for sales of Fund shares.

# Vanguard Value ETF

## Investment Objective

The Fund seeks to track the performance of a benchmark index that measures the investment return of large-capitalization value stocks.

## Fees and Expenses

The following tables describe the fees and expenses you may pay if you buy, hold, and sell ETF Shares of the Fund. **You may pay other fees, such as brokerage commissions and other fees to financial intermediaries, which are not reflected in the tables and example below.**

### Shareholder Fees

(Fees paid directly from your investment)

Transaction Fee on Purchases and Sales	None*
Transaction Fee on Reinvested Dividends	None*
Transaction Fee on Conversion to ETF Shares	None*

\* None through Vanguard (Broker fees vary)

### Annual Fund Operating Expenses

(Expenses that you pay each year as a percentage of the value of your investment)

Management Fees	0.03%
12b-1 Distribution Fee	None
Other Expenses	0.01%
Total Annual Fund Operating Expenses	0.04%

### Example

The following example is intended to help you compare the cost of investing in the Fund's ETF Shares with the cost of investing in other funds. It illustrates the hypothetical expenses that you would incur over various periods if you were to invest \$10,000 in the Fund's shares. This example assumes that the shares provide a return of 5% each year and that total annual fund operating expenses remain as stated in the preceding table. You would incur these hypothetical expenses whether or not you were to sell your shares at the end of the given period. Although your actual costs may be higher or lower, based on these assumptions your costs would be:

1 Year	3 Years	5 Years	10 Years
\$4	\$13	\$23	\$51

This example does not include the brokerage commissions that you may pay to buy and sell ETF Shares of the Fund.

## Portfolio Turnover

The Fund pays transaction costs, such as commissions, when it buys and sells securities (or “turns over” its portfolio). A higher portfolio turnover rate may indicate higher transaction costs and may result in more taxes when Fund shares are held in a taxable account. These costs, which are not reflected in annual fund operating expenses or in the previous expense example, reduce the Fund’s performance. During the most recent fiscal year, the Fund’s portfolio turnover rate was 9% of the average value of its portfolio.

## Principal Investment Strategies

The Fund employs an indexing investment approach designed to track the performance of the CRSP US Large Cap Value Index (the Index), a broadly diversified index predominantly made up of value stocks of large U.S. companies. The Fund attempts to replicate the target index by investing all, or substantially all, of its assets in the stocks that make up the Index, holding each stock in approximately the same proportion as its weighting in the Index.

## Principal Risks

An investment in the Fund could lose money over short or long periods of time. You should expect the Fund’s share price and total return to fluctuate within a wide range. The Fund is subject to the following risks, which could affect the Fund’s performance:

- *Stock market risk*, which is the chance that stock prices overall will decline. Stock markets tend to move in cycles, with periods of rising prices and periods of falling prices. The Fund’s target index tracks a subset of the U.S. stock market, which could cause the Fund to perform differently from the overall stock market. In addition, the Fund’s target index may, at times, become focused in stocks of a particular market sector, which would subject the Fund to proportionately higher exposure to the risks of that sector.
- *Investment style risk*, which is the chance that returns from large-capitalization value stocks will trail returns from the overall stock market. Large-cap stocks tend to go through cycles of doing better—or worse—than other segments of the stock market or the stock market in general. These periods have, in the past, lasted for as long as several years.
- *Index-related risks*. The Fund is subject to risks associated with index investing, which include passive management risk, tracking error risk, and index provider risk. Passive management risk is the chance that the Fund’s use of an indexing strategy will negatively impact the Fund’s performance. Because the Fund seeks to track the performance of its target index regardless of how that index is performing, the Fund’s performance may be lower than it would be if the Fund were actively managed. Tracking error risk is the chance that the Fund’s



performance will deviate from the performance of its target index. Tracking error risk may be heightened during times of increased market volatility or under other unusual market conditions. Index provider risk is the chance that the Fund will be negatively impacted by changes or errors made by the index provider. Any gains, losses, or costs associated with or resulting from an error made by the index provider will generally be borne by the Fund and, as a result, the Fund's shareholders.

- *Index replicating risk*, which is the chance that the Fund may be prevented from holding one or more securities in the same proportion as in its target index.

Because the Fund is an exchange-traded fund (ETF) and the Fund's shares are traded on an exchange, the Fund is subject to additional risks:

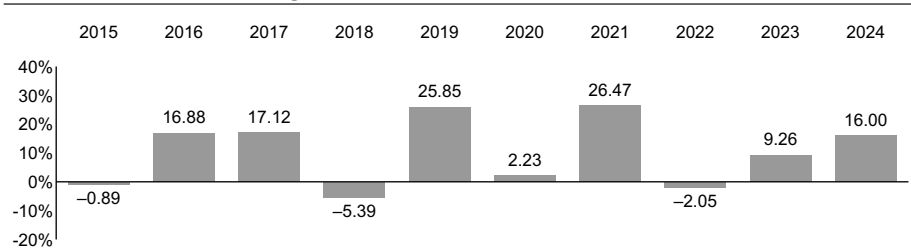
- The Fund's ETF Shares are listed for trading on NYSE Arca and are bought and sold on the secondary market at market prices. Although it is expected that the market price of an ETF Share typically will approximate its net asset value (NAV), there may be times when the market price and the NAV differ significantly. Thus, you may pay more or less than NAV when you buy ETF Shares on the secondary market, and you may receive more or less than NAV when you sell those shares.
- Although the Fund's ETF Shares are listed for trading on NYSE Arca, it is possible that an active trading market may not be maintained.
- Trading of the Fund's ETF Shares may be halted by the activation of individual or marketwide trading halts (which halt trading for a specific period of time when the price of a particular security or overall market prices decline by a specified percentage). Trading of the Fund's ETF Shares may also be halted if (1) the shares are delisted from NYSE Arca without first being listed on another exchange or (2) NYSE Arca officials determine that such action is appropriate in the interest of a fair and orderly market or for the protection of investors.

**An investment in the Fund is not a deposit of a bank and is not insured or guaranteed by the Federal Deposit Insurance Corporation or any other government agency.**

### **Annual Total Returns**

The following bar chart and table are intended to help you understand the risks of investing in the Fund. The bar chart shows how the performance of the Fund's ETF Shares (based on NAV) has varied from one calendar year to another over the periods shown. The table shows how the average annual total returns of the ETF Shares compare with those of the Fund's target index and other comparative indexes, which have investment characteristics similar to those of the Fund. Keep in mind that the Fund's past performance (before and after taxes) does not indicate how the Fund will perform in the future. Updated performance information is available on our website at [vanguard.com/performance](http://vanguard.com/performance).

Annual Total Returns — Vanguard Value Index Fund ETF Shares



During the periods shown in the bar chart, the highest and lowest returns for a calendar quarter were:

	Total Return	Quarter
Highest	14.67%	December 31, 2022
Lowest	-25.03%	March 31, 2020

Average Annual Total Returns for Periods Ended December 31, 2024

	1 Year	5 Years	10 Years
<b>Vanguard Value Index Fund ETF Shares</b>			
<i>Based on NAV</i>			
Return Before Taxes	16.00%	9.93%	10.00%
Return After Taxes on Distributions	15.34	9.26	9.33
Return After Taxes on Distributions and Sale of Fund Shares	9.90	7.74	8.04
<i>Based on Market Price</i>			
Return Before Taxes	15.94	9.93	10.00
<b>CRSP US Large Cap Value Index</b>			
(reflects no deduction for fees, expenses, or taxes)	16.00%	9.93%	10.01%
<b>Dow Jones U.S. Total Stock Market Float Adjusted Index</b>			
(reflects no deduction for fees, expenses, or taxes)	23.88	13.78	12.48

Actual after-tax returns depend on your tax situation and may differ from those shown in the preceding table. When after-tax returns are calculated, it is assumed that the shareholder was in the highest individual federal marginal income tax bracket at the time of each distribution of income or capital gains or upon redemption. State and local income taxes are not reflected in the calculations. Please note that after-tax returns are not relevant for a shareholder who holds fund shares in a tax-deferred account, such as an individual retirement account or a 401(k) plan. Also, figures captioned *Return After Taxes on Distributions and Sale of Fund Shares* may be higher than other figures for the same period if a capital loss occurs upon redemption and results in an assumed tax deduction for the shareholder.

## **Investment Advisor**

The Vanguard Group, Inc. (Vanguard)

## **Portfolio Managers**

Aaron Choi, CFA, Portfolio Manager at Vanguard. He has co-managed the Fund since February 2025.

Walter Nejman, Portfolio Manager at Vanguard. He has co-managed the Fund since 2016.

Gerard C. O'Reilly, Portfolio Manager and Principal of Vanguard. He has managed the Fund since 1994 (co-managed since 2016).

Jena Stenger, Portfolio Manager at Vanguard. She has co-managed the Fund since February 2025.

## **Purchase and Sale of Fund Shares**

ETF Shares may only be bought and sold in the secondary market through a brokerage firm. The price you pay or receive for ETF Shares will be the prevailing market price, which may be more (premium) or less (discount) than the NAV of the shares. The brokerage firm may charge you a commission to execute the transaction. Unless imposed by your brokerage firm, there is no minimum dollar amount you must invest and no minimum number of shares you must buy. ETF Shares of the Fund cannot be directly purchased from or redeemed with the Fund, except by certain authorized broker-dealers. These broker-dealers may purchase and redeem ETF Shares only in large blocks (Creation Units), typically in exchange for baskets of securities.

An investor may incur costs attributable to the difference between the highest price a buyer is willing to pay to purchase ETF Shares (bid) and the lowest price a seller is willing to accept for ETF Shares (ask) when buying or selling shares in the secondary market (bid-ask spread). Recent information, including information on the Fund's NAV, market price, premiums and discounts, and bid-ask spreads, is available online at *vanguard.com*.

## **Tax Information**

The Fund's distributions may be taxable as ordinary income or capital gains. If you are investing through a tax-advantaged account, such as an IRA or an employer-sponsored retirement or savings plan, special tax rules apply. You should consult your own tax advisor with respect to any particular U.S. or non-U.S. tax consequences of your investment in the Fund.

## **Payments to Financial Intermediaries**

The Fund and its investment advisor do not pay financial intermediaries for sales of Fund shares.

# Vanguard Mid-Cap Value ETF

## Investment Objective

The Fund seeks to track the performance of a benchmark index that measures the investment return of mid-capitalization value stocks.

## Fees and Expenses

The following tables describe the fees and expenses you may pay if you buy, hold, and sell ETF Shares of the Fund. **You may pay other fees, such as brokerage commissions and other fees to financial intermediaries, which are not reflected in the tables and example below.**

### Shareholder Fees

(Fees paid directly from your investment)

Transaction Fee on Purchases and Sales	None*
Transaction Fee on Reinvested Dividends	None*
Transaction Fee on Conversion to ETF Shares	None*

\* None through Vanguard (Broker fees vary)

### Annual Fund Operating Expenses

(Expenses that you pay each year as a percentage of the value of your investment)

Management Fees	0.06%
12b-1 Distribution Fee	None
Other Expenses	0.01%
Total Annual Fund Operating Expenses	0.07%

Example

The following example is intended to help you compare the cost of investing in the Fund's ETF Shares with the cost of investing in other funds. It illustrates the hypothetical expenses that you would incur over various periods if you were to invest \$10,000 in the Fund's shares. This example assumes that the shares provide a return of 5% each year and that total annual fund operating expenses remain as stated in the preceding table. You would incur these hypothetical expenses whether or not you were to sell your shares at the end of the given period. Although your actual costs may be higher or lower, based on these assumptions your costs would be:

1 Year	3 Years	5 Years	10 Years
\$7	\$23	\$40	\$90

This example does not include the brokerage commissions that you may pay to buy and sell ETF Shares of the Fund.

Portfolio Turnover

The Fund pays transaction costs, such as commissions, when it buys and sells securities (or “turns over” its portfolio). A higher portfolio turnover rate may indicate higher transaction costs and may result in more taxes when Fund shares are held in a taxable account. These costs, which are not reflected in annual fund operating expenses or in the previous expense example, reduce the Fund's performance. During the most recent fiscal year, the Fund's portfolio turnover rate was 19% of the average value of its portfolio.

Principal Investment Strategies

The Fund employs an indexing investment approach designed to track the performance of the CRSP US Mid Cap Value Index (the Index), a broadly diversified index of value stocks of mid-size U.S. companies. The Fund attempts to replicate the target index by investing all, or substantially all, of its assets in the stocks that make up the Index, holding each stock in approximately the same proportion as its weighting in the Index.

Principal Risks

An investment in the Fund could lose money over short or long periods of time. You should expect the Fund's share price and total return to fluctuate within a wide range. The Fund is subject to the following risks, which could affect the Fund's performance:

- *Stock market risk*, which is the chance that stock prices overall will decline. Stock markets tend to move in cycles, with periods of rising prices and periods of

falling prices. The Fund's target index tracks a subset of the U.S. stock market, which could cause the Fund to perform differently from the overall stock market. In addition, the Fund's target index may, at times, become focused in stocks of a particular market sector, which would subject the Fund to proportionately higher exposure to the risks of that sector.

- *Investment style risk*, which is the chance that returns from mid-capitalization value stocks will trail returns from the overall stock market. Historically, mid-cap stocks have been more volatile in price than the large-cap stocks that dominate the overall market, and they often perform quite differently. The stock prices of mid-size companies tend to experience greater volatility because, among other things, these companies tend to be more sensitive to changing economic conditions.

- *Index-related risks*. The Fund is subject to risks associated with index investing, which include passive management risk, tracking error risk, and index provider risk. Passive management risk is the chance that the Fund's use of an indexing strategy will negatively impact the Fund's performance. Because the Fund seeks to track the performance of its target index regardless of how that index is performing, the Fund's performance may be lower than it would be if the Fund were actively managed. Tracking error risk is the chance that the Fund's performance will deviate from the performance of its target index. Tracking error risk may be heightened during times of increased market volatility or under other unusual market conditions. Index provider risk is the chance that the Fund will be negatively impacted by changes or errors made by the index provider. Any gains, losses, or costs associated with or resulting from an error made by the index provider will generally be borne by the Fund and, as a result, the Fund's shareholders.

- *Index replicating risk*, which is the chance that the Fund may be prevented from holding one or more securities in the same proportion as in its target index.

Because the Fund is an exchange-traded fund (ETF) and the Fund's shares are traded on an exchange, the Fund is subject to additional risks:

- The Fund's ETF Shares are listed for trading on NYSE Arca and are bought and sold on the secondary market at market prices. Although it is expected that the market price of an ETF Share typically will approximate its net asset value (NAV), there may be times when the market price and the NAV differ significantly. Thus, you may pay more or less than NAV when you buy ETF Shares on the secondary market, and you may receive more or less than NAV when you sell those shares.

- Although the Fund's ETF Shares are listed for trading on NYSE Arca, it is possible that an active trading market may not be maintained.

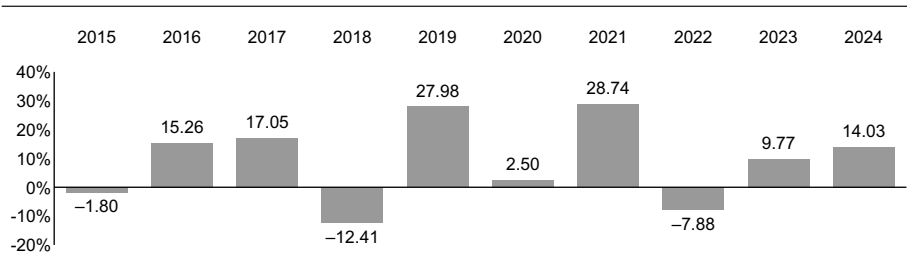
- Trading of the Fund's ETF Shares may be halted by the activation of individual or marketwide trading halts (which halt trading for a specific period of time when the price of a particular security or overall market prices decline by a specified percentage). Trading of the Fund's ETF Shares may also be halted if (1) the shares are delisted from NYSE Arca without first being listed on another exchange or (2) NYSE Arca officials determine that such action is appropriate in the interest of a fair and orderly market or for the protection of investors.

**An investment in the Fund is not a deposit of a bank and is not insured or guaranteed by the Federal Deposit Insurance Corporation or any other government agency.**

### Annual Total Returns

The following bar chart and table are intended to help you understand the risks of investing in the Fund. The bar chart shows how the performance of the Fund's ETF Shares (based on NAV) has varied from one calendar year to another over the periods shown. The table shows how the average annual total returns of the ETF Shares compare with those of the Fund's target index and other comparative indexes, which have investment characteristics similar to those of the Fund. Keep in mind that the Fund's past performance (before and after taxes) does not indicate how the Fund will perform in the future. Updated performance information is available on our website at [vanguard.com/performance](http://vanguard.com/performance).

**Annual Total Returns — Vanguard Mid-Cap Value Index Fund ETF Shares**



During the periods shown in the bar chart, the highest and lowest returns for a calendar quarter were:

	Total Return	Quarter
Highest	18.63%	June 30, 2020
Lowest	-31.38%	March 31, 2020

## Average Annual Total Returns for Periods Ended December 31, 2024

	1 Year	5 Years	10 Years
<b>Vanguard Mid-Cap Value Index Fund ETF Shares</b>			
<i>Based on NAV</i>			
Return Before Taxes	14.03%	8.76%	8.49%
Return After Taxes on Distributions	13.42	8.13	7.89
Return After Taxes on Distributions and Sale of Fund Shares	8.68	6.78	6.76
<i>Based on Market Price</i>			
Return Before Taxes	14.00	8.76	8.49
<b>CRSP US Mid Cap Value Index</b>			
(reflects no deduction for fees, expenses, or taxes)	14.05%	8.79%	8.53%
<b>Dow Jones U.S. Total Stock Market Float Adjusted Index</b>			
(reflects no deduction for fees, expenses, or taxes)	23.88	13.78	12.48

Actual after-tax returns depend on your tax situation and may differ from those shown in the preceding table. When after-tax returns are calculated, it is assumed that the shareholder was in the highest individual federal marginal income tax bracket at the time of each distribution of income or capital gains or upon redemption. State and local income taxes are not reflected in the calculations. Please note that after-tax returns are not relevant for a shareholder who holds fund shares in a tax-deferred account, such as an individual retirement account or a 401(k) plan. Also, figures captioned *Return After Taxes on Distributions and Sale of Fund Shares* may be higher than other figures for the same period if a capital loss occurs upon redemption and results in an assumed tax deduction for the shareholder.

### Investment Advisor

The Vanguard Group, Inc. (Vanguard)

#### Portfolio Managers

Aaron Choi, CFA, Portfolio Manager at Vanguard. He has co-managed the Fund since 2023.

Aur lie Denis, CFA, Portfolio Manager at Vanguard. She has co-managed the Fund since 2023.

Kenny Narzikul, CFA, Portfolio Manager at Vanguard. He has co-managed the Fund since February 2025.



## **Purchase and Sale of Fund Shares**

ETF Shares may only be bought and sold in the secondary market through a brokerage firm. The price you pay or receive for ETF Shares will be the prevailing market price, which may be more (premium) or less (discount) than the NAV of the shares. The brokerage firm may charge you a commission to execute the transaction. Unless imposed by your brokerage firm, there is no minimum dollar amount you must invest and no minimum number of shares you must buy. ETF Shares of the Fund cannot be directly purchased from or redeemed with the Fund, except by certain authorized broker-dealers. These broker-dealers may purchase and redeem ETF Shares only in large blocks (Creation Units), typically in exchange for baskets of securities.

An investor may incur costs attributable to the difference between the highest price a buyer is willing to pay to purchase ETF Shares (bid) and the lowest price a seller is willing to accept for ETF Shares (ask) when buying or selling shares in the secondary market (bid-ask spread). Recent information, including information on the Fund's NAV, market price, premiums and discounts, and bid-ask spreads, is available online at *vanguard.com*.

## **Tax Information**

The Fund's distributions may be taxable as ordinary income or capital gains. If you are investing through a tax-advantaged account, such as an IRA or an employer-sponsored retirement or savings plan, special tax rules apply. You should consult your own tax advisor with respect to any particular U.S. or non-U.S. tax consequences of your investment in the Fund.

## **Payments to Financial Intermediaries**

The Fund and its investment advisor do not pay financial intermediaries for sales of Fund shares.

# Vanguard Small-Cap Value ETF

## Investment Objective

The Fund seeks to track the performance of a benchmark index that measures the investment return of small-capitalization value stocks.

## Fees and Expenses

The following tables describe the fees and expenses you may pay if you buy, hold, and sell ETF Shares of the Fund. **You may pay other fees, such as brokerage commissions and other fees to financial intermediaries, which are not reflected in the tables and example below.**

### Shareholder Fees

(Fees paid directly from your investment)

Transaction Fee on Purchases and Sales	None*
Transaction Fee on Reinvested Dividends	None*
Transaction Fee on Conversion to ETF Shares	None*

\* None through Vanguard (Broker fees vary)

### Annual Fund Operating Expenses

(Expenses that you pay each year as a percentage of the value of your investment)

Management Fees	0.06%
12b-1 Distribution Fee	None
Other Expenses	0.01%
Total Annual Fund Operating Expenses	0.07%

Example

The following example is intended to help you compare the cost of investing in the Fund's ETF Shares with the cost of investing in other funds. It illustrates the hypothetical expenses that you would incur over various periods if you were to invest \$10,000 in the Fund's shares. This example assumes that the shares provide a return of 5% each year and that total annual fund operating expenses remain as stated in the preceding table. You would incur these hypothetical expenses whether or not you were to sell your shares at the end of the given period. Although your actual costs may be higher or lower, based on these assumptions your costs would be:

1 Year	3 Years	5 Years	10 Years
\$7	\$23	\$40	\$90

This example does not include the brokerage commissions that you may pay to buy and sell ETF Shares of the Fund.

Portfolio Turnover

The Fund pays transaction costs, such as commissions, when it buys and sells securities (or “turns over” its portfolio). A higher portfolio turnover rate may indicate higher transaction costs and may result in more taxes when Fund shares are held in a taxable account. These costs, which are not reflected in annual fund operating expenses or in the previous expense example, reduce the Fund's performance. During the most recent fiscal year, the Fund's portfolio turnover rate was 16% of the average value of its portfolio.

Principal Investment Strategies

The Fund employs an indexing investment approach designed to track the performance of the CRSP US Small Cap Value Index (the Index), a broadly diversified index of value stocks of small U.S. companies. The Fund attempts to replicate the target index by investing all, or substantially all, of its assets in the stocks that make up the Index, holding each stock in approximately the same proportion as its weighting in the Index.

Principal Risks

An investment in the Fund could lose money over short or long periods of time. You should expect the Fund's share price and total return to fluctuate within a wide range. The Fund is subject to the following risks, which could affect the Fund's performance:

- *Stock market risk*, which is the chance that stock prices overall will decline. Stock markets tend to move in cycles, with periods of rising prices and periods of

falling prices. The Fund's target index tracks a subset of the U.S. stock market, which could cause the Fund to perform differently from the overall stock market. In addition, the Fund's target index may, at times, become focused in stocks of a particular market sector, which would subject the Fund to proportionately higher exposure to the risks of that sector.

- *Investment style risk*, which is the chance that returns from small-capitalization value stocks will trail returns from the overall stock market. Historically, small-cap stocks have been more volatile in price than the large-cap stocks that dominate the overall market, and they often perform quite differently. The stock prices of small companies tend to experience greater volatility because, among other things, these companies tend to be more sensitive to changing economic conditions.

- *Index-related risks*. The Fund is subject to risks associated with index investing, which include passive management risk, tracking error risk, and index provider risk. Passive management risk is the chance that the Fund's use of an indexing strategy will negatively impact the Fund's performance. Because the Fund seeks to track the performance of its target index regardless of how that index is performing, the Fund's performance may be lower than it would be if the Fund were actively managed. Tracking error risk is the chance that the Fund's performance will deviate from the performance of its target index. Tracking error risk may be heightened during times of increased market volatility or under other unusual market conditions. Index provider risk is the chance that the Fund will be negatively impacted by changes or errors made by the index provider. Any gains, losses, or costs associated with or resulting from an error made by the index provider will generally be borne by the Fund and, as a result, the Fund's shareholders.

- *Index replicating risk*, which is the chance that the Fund may be prevented from holding one or more securities in the same proportion as in its target index.

Because the Fund is an exchange-traded fund (ETF) and the Fund's shares are traded on an exchange, the Fund is subject to additional risks:

- The Fund's ETF Shares are listed for trading on NYSE Arca and are bought and sold on the secondary market at market prices. Although it is expected that the market price of an ETF Share typically will approximate its net asset value (NAV), there may be times when the market price and the NAV differ significantly. Thus, you may pay more or less than NAV when you buy ETF Shares on the secondary market, and you may receive more or less than NAV when you sell those shares.

- Although the Fund's ETF Shares are listed for trading on NYSE Arca, it is possible that an active trading market may not be maintained.

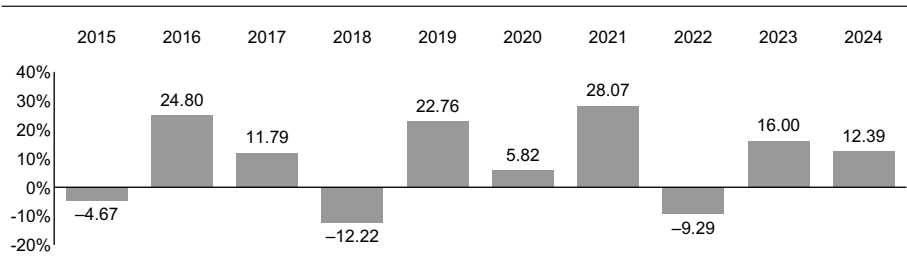
- Trading of the Fund's ETF Shares may be halted by the activation of individual or marketwide trading halts (which halt trading for a specific period of time when the price of a particular security or overall market prices decline by a specified percentage). Trading of the Fund's ETF Shares may also be halted if (1) the shares are delisted from NYSE Arca without first being listed on another exchange or (2) NYSE Arca officials determine that such action is appropriate in the interest of a fair and orderly market or for the protection of investors.

**An investment in the Fund is not a deposit of a bank and is not insured or guaranteed by the Federal Deposit Insurance Corporation or any other government agency.**

### Annual Total Returns

The following bar chart and table are intended to help you understand the risks of investing in the Fund. The bar chart shows how the performance of the Fund's ETF Shares (based on NAV) has varied from one calendar year to another over the periods shown. The table shows how the average annual total returns of the ETF Shares compare with those of the Fund's target index and other comparative indexes, which have investment characteristics similar to those of the Fund. Keep in mind that the Fund's past performance (before and after taxes) does not indicate how the Fund will perform in the future. Updated performance information is available on our website at [vanguard.com/performance](http://vanguard.com/performance).

**Annual Total Returns — Vanguard Small-Cap Value Index Fund ETF Shares**



During the periods shown in the bar chart, the highest and lowest returns for a calendar quarter were:

	Total Return	Quarter
Highest	29.34%	December 31, 2020
Lowest	-34.87%	March 31, 2020

## Average Annual Total Returns for Periods Ended December 31, 2024

	1 Year	5 Years	10 Years
<b>Vanguard Small-Cap Value Index Fund ETF Shares</b>			
<i>Based on NAV</i>			
Return Before Taxes	12.39%	9.89%	8.67%
Return After Taxes on Distributions	11.78	9.31	8.07
Return After Taxes on Distributions and Sale of Fund Shares	7.63	7.70	6.87
<i>Based on Market Price</i>			
Return Before Taxes	12.30	9.89	8.67
<b>CRSP US Small Cap Value Index</b>			
(reflects no deduction for fees, expenses, or taxes)	12.42%	9.89%	8.67%
<b>Dow Jones U.S. Total Stock Market Float Adjusted Index</b>			
(reflects no deduction for fees, expenses, or taxes)	23.88	13.78	12.48

Actual after-tax returns depend on your tax situation and may differ from those shown in the preceding table. When after-tax returns are calculated, it is assumed that the shareholder was in the highest individual federal marginal income tax bracket at the time of each distribution of income or capital gains or upon redemption. State and local income taxes are not reflected in the calculations. Please note that after-tax returns are not relevant for a shareholder who holds fund shares in a tax-deferred account, such as an individual retirement account or a 401(k) plan. Also, figures captioned *Return After Taxes on Distributions and Sale of Fund Shares* may be higher than other figures for the same period if a capital loss occurs upon redemption and results in an assumed tax deduction for the shareholder.

### Investment Advisor

The Vanguard Group, Inc. (Vanguard)

#### Portfolio Managers

Nick Birkett, CFA, Portfolio Manager at Vanguard. He has co-managed the Fund since 2023.

Aaron Choi, CFA, Portfolio Manager at Vanguard. He has co-managed the Fund since February 2025.

Kenny Narzikul, CFA, Portfolio Manager at Vanguard. He has co-managed the Fund since February 2025.

Gerard C. O'Reilly, Portfolio Manager and Principal of Vanguard. He has co-managed the Fund since 2016.

## **Purchase and Sale of Fund Shares**

ETF Shares may only be bought and sold in the secondary market through a brokerage firm. The price you pay or receive for ETF Shares will be the prevailing market price, which may be more (premium) or less (discount) than the NAV of the shares. The brokerage firm may charge you a commission to execute the transaction. Unless imposed by your brokerage firm, there is no minimum dollar amount you must invest and no minimum number of shares you must buy. ETF Shares of the Fund cannot be directly purchased from or redeemed with the Fund, except by certain authorized broker-dealers. These broker-dealers may purchase and redeem ETF Shares only in large blocks (Creation Units), typically in exchange for baskets of securities.

An investor may incur costs attributable to the difference between the highest price a buyer is willing to pay to purchase ETF Shares (bid) and the lowest price a seller is willing to accept for ETF Shares (ask) when buying or selling shares in the secondary market (bid-ask spread). Recent information, including information on the Fund's NAV, market price, premiums and discounts, and bid-ask spreads, is available online at *vanguard.com*.

## **Tax Information**

The Fund's distributions may be taxable as ordinary income or capital gains. If you are investing through a tax-advantaged account, such as an IRA or an employer-sponsored retirement or savings plan, special tax rules apply. You should consult your own tax advisor with respect to any particular U.S. or non-U.S. tax consequences of your investment in the Fund.

## **Payments to Financial Intermediaries**

The Fund and its investment advisor do not pay financial intermediaries for sales of Fund shares.

# Vanguard Growth ETF

## Investment Objective

The Fund seeks to track the performance of a benchmark index that measures the investment return of large-capitalization growth stocks.

## Fees and Expenses

The following tables describe the fees and expenses you may pay if you buy, hold, and sell ETF Shares of the Fund. **You may pay other fees, such as brokerage commissions and other fees to financial intermediaries, which are not reflected in the tables and example below.**

### Shareholder Fees

(Fees paid directly from your investment)

Transaction Fee on Purchases and Sales	None*
Transaction Fee on Reinvested Dividends	None*
Transaction Fee on Conversion to ETF Shares	None*

\* None through Vanguard (Broker fees vary)

### Annual Fund Operating Expenses

(Expenses that you pay each year as a percentage of the value of your investment)

Management Fees	0.03%
12b-1 Distribution Fee	None
Other Expenses	0.01%
Total Annual Fund Operating Expenses	0.04%

### Example

The following example is intended to help you compare the cost of investing in the Fund's ETF Shares with the cost of investing in other funds. It illustrates the hypothetical expenses that you would incur over various periods if you were to invest \$10,000 in the Fund's shares. This example assumes that the shares provide a return of 5% each year and that total annual fund operating expenses remain as stated in the preceding table. You would incur these hypothetical expenses whether or not you were to sell your shares at the end of the given period. Although your actual costs may be higher or lower, based on these assumptions your costs would be:

1 Year	3 Years	5 Years	10 Years
\$4	\$13	\$23	\$51



This example does not include the brokerage commissions that you may pay to buy and sell ETF Shares of the Fund.

## Portfolio Turnover

The Fund pays transaction costs, such as commissions, when it buys and sells securities (or “turns over” its portfolio). A higher portfolio turnover rate may indicate higher transaction costs and may result in more taxes when Fund shares are held in a taxable account. These costs, which are not reflected in annual fund operating expenses or in the previous expense example, reduce the Fund’s performance. During the most recent fiscal year, the Fund’s portfolio turnover rate was 11% of the average value of its portfolio.

## Principal Investment Strategies

The Fund employs an indexing investment approach designed to track the performance of the CRSP US Large Cap Growth Index (the Index), a broadly diversified index predominantly made up of growth stocks of large U.S. companies. The Fund attempts to replicate the target index by investing all, or substantially all, of its assets in the stocks that make up the Index, holding each stock in approximately the same proportion as its weighting in the Index. The Fund may become nondiversified, as defined under the Investment Company Act of 1940, solely as a result of a change in relative market capitalization or index weighting of one or more constituents of the Index.

## Principal Risks

An investment in the Fund could lose money over short or long periods of time. You should expect the Fund’s share price and total return to fluctuate within a wide range. The Fund is subject to the following risks, which could affect the Fund’s performance:

- *Stock market risk*, which is the chance that stock prices overall will decline. Stock markets tend to move in cycles, with periods of rising prices and periods of falling prices. The Fund’s target index tracks a subset of the U.S. stock market, which could cause the Fund to perform differently from the overall stock market. In addition, the Fund’s target index may, at times, become focused in stocks of a particular market sector, which would subject the Fund to proportionately higher exposure to the risks of that sector.
- *Investment style risk*, which is the chance that returns from large-capitalization growth stocks will trail returns from the overall stock market. Large-cap stocks tend to go through cycles of doing better—or worse—than other segments of the stock market or the stock market in general. These periods have, in the past, lasted for as long as several years.
- *Index-related risks*. The Fund is subject to risks associated with index investing, which include passive management risk, tracking error risk, and index provider risk. Passive management risk is the chance that the Fund’s use of an indexing strategy will negatively impact the Fund’s performance. Because the

Fund seeks to track the performance of its target index regardless of how that index is performing, the Fund's performance may be lower than it would be if the Fund were actively managed. Tracking error risk is the chance that the Fund's performance will deviate from the performance of its target index. Tracking error risk may be heightened during times of increased market volatility or under other unusual market conditions. Index provider risk is the chance that the Fund will be negatively impacted by changes or errors made by the index provider. Any gains, losses, or costs associated with or resulting from an error made by the index provider will generally be borne by the Fund and, as a result, the Fund's shareholders.

- *Index replicating risk*, which is the chance that the Fund may be prevented from holding one or more securities in the same proportion as in its target index.
- *Nondiversification risk*. To closely track the composition of the Fund's target index, more than 25% of the Fund's total assets may be invested in issuers representing more than 5% of the Fund's total assets. In that case, the Fund would be non-diversified under the Investment Company Act of 1940, although it would continue to hold approximately 300 stocks across a number of sectors. When the Fund is operating as non-diversified, the Fund's performance may be hurt disproportionately by the poor performance of relatively few stocks, or even a single stock, and the Fund's shares may experience more significant fluctuations in value than if the fund was diversified.
- *Sector risk*, which is the chance that significant problems will affect a particular sector, or that returns from that sector will trail returns from the overall stock market. Daily fluctuations in specific market sectors are often more extreme or volatile than fluctuations in the overall market. Because a significant portion of the Fund's assets are invested in the technology sector, the Fund's performance is impacted by the general condition of that sector. Companies in the technology sector could be affected by, among other things, overall economic conditions, short product cycles, rapid obsolescence of products, competition, and government regulation.

Because the Fund is an exchange-traded fund (ETF) and the Fund's shares are traded on an exchange, the Fund is subject to additional risks:

- The Fund's ETF Shares are listed for trading on NYSE Arca and are bought and sold on the secondary market at market prices. Although it is expected that the market price of an ETF Share typically will approximate its net asset value (NAV), there may be times when the market price and the NAV differ significantly. Thus, you may pay more or less than NAV when you buy ETF Shares on the secondary market, and you may receive more or less than NAV when you sell those shares.
- Although the Fund's ETF Shares are listed for trading on NYSE Arca, it is possible that an active trading market may not be maintained.
- Trading of the Fund's ETF Shares may be halted by the activation of individual or marketwide trading halts (which halt trading for a specific period of time when the price of a particular security or overall market prices decline by a specified

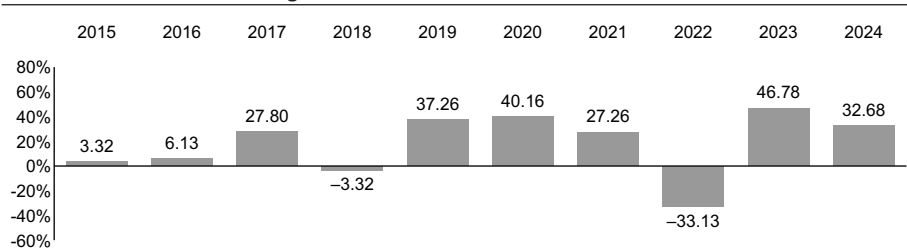
percentage). Trading of the Fund's ETF Shares may also be halted if (1) the shares are delisted from NYSE Arca without first being listed on another exchange or (2) NYSE Arca officials determine that such action is appropriate in the interest of a fair and orderly market or for the protection of investors.

**An investment in the Fund is not a deposit of a bank and is not insured or guaranteed by the Federal Deposit Insurance Corporation or any other government agency.**

**Annual Total Returns**

The following bar chart and table are intended to help you understand the risks of investing in the Fund. The bar chart shows how the performance of the Fund's ETF Shares (based on NAV) has varied from one calendar year to another over the periods shown. The table shows how the average annual total returns of the ETF Shares compare with those of the Fund's target index and other comparative indexes, which have investment characteristics similar to those of the Fund. Keep in mind that the Fund's past performance (before and after taxes) does not indicate how the Fund will perform in the future. Updated performance information is available on our website at [vanguard.com/performance](http://vanguard.com/performance).

**Annual Total Returns — Vanguard Growth Index Fund ETF Shares**



During the periods shown in the bar chart, the highest and lowest returns for a calendar quarter were:

	Total Return	Quarter
Highest	29.04%	June 30, 2020
Lowest	-22.42%	June 30, 2022

## Average Annual Total Returns for Periods Ended December 31, 2024

	1 Year	5 Years	10 Years
<b>Vanguard Growth Index Fund ETF Shares</b>			
<i>Based on NAV</i>			
Return Before Taxes	32.68%	18.36%	15.76%
Return After Taxes on Distributions	32.52	18.18	15.49
Return After Taxes on Distributions and Sale of Fund Shares	19.44	14.91	13.29
<i>Based on Market Price</i>			
Return Before Taxes	32.64	18.37	15.76
<b>CRSP US Large Cap Growth Index</b>			
(reflects no deduction for fees, expenses, or taxes)	32.73%	18.41%	15.80%
<b>Dow Jones U.S. Total Stock Market Float Adjusted Index</b>			
(reflects no deduction for fees, expenses, or taxes)	23.88	13.78	12.48

Actual after-tax returns depend on your tax situation and may differ from those shown in the preceding table. When after-tax returns are calculated, it is assumed that the shareholder was in the highest individual federal marginal income tax bracket at the time of each distribution of income or capital gains or upon redemption. State and local income taxes are not reflected in the calculations. Please note that after-tax returns are not relevant for a shareholder who holds fund shares in a tax-deferred account, such as an individual retirement account or a 401(k) plan. Also, figures captioned *Return After Taxes on Distributions and Sale of Fund Shares* may be higher than other figures for the same period if a capital loss occurs upon redemption and results in an assumed tax deduction for the shareholder.

### Investment Advisor

The Vanguard Group, Inc. (Vanguard)

#### Portfolio Managers

Aaron Choi, CFA, Portfolio Manager at Vanguard. He has co-managed the Fund since February 2025.

Walter Nejman, Portfolio Manager at Vanguard. He has co-managed the Fund since 2016.

Gerard C. O'Reilly, Portfolio Manager and Principal of Vanguard. He has managed the Fund since 1994 (co-managed since 2016).

Jena Stenger, Portfolio Manager at Vanguard. She has co-managed the Fund since February 2025.

## **Purchase and Sale of Fund Shares**

ETF Shares may only be bought and sold in the secondary market through a brokerage firm. The price you pay or receive for ETF Shares will be the prevailing market price, which may be more (premium) or less (discount) than the NAV of the shares. The brokerage firm may charge you a commission to execute the transaction. Unless imposed by your brokerage firm, there is no minimum dollar amount you must invest and no minimum number of shares you must buy. ETF Shares of the Fund cannot be directly purchased from or redeemed with the Fund, except by certain authorized broker-dealers. These broker-dealers may purchase and redeem ETF Shares only in large blocks (Creation Units), typically in exchange for baskets of securities.

An investor may incur costs attributable to the difference between the highest price a buyer is willing to pay to purchase ETF Shares (bid) and the lowest price a seller is willing to accept for ETF Shares (ask) when buying or selling shares in the secondary market (bid-ask spread). Recent information, including information on the Fund's NAV, market price, premiums and discounts, and bid-ask spreads, is available online at *vanguard.com*.

## **Tax Information**

The Fund's distributions may be taxable as ordinary income or capital gains. If you are investing through a tax-advantaged account, such as an IRA or an employer-sponsored retirement or savings plan, special tax rules apply. You should consult your own tax advisor with respect to any particular U.S. or non-U.S. tax consequences of your investment in the Fund.

## **Payments to Financial Intermediaries**

The Fund and its investment advisor do not pay financial intermediaries for sales of Fund shares.

# Vanguard Mid-Cap Growth ETF

## Investment Objective

The Fund seeks to track the performance of a benchmark index that measures the investment return of mid-capitalization growth stocks.

## Fees and Expenses

The following tables describe the fees and expenses you may pay if you buy, hold, and sell ETF Shares of the Fund. **You may pay other fees, such as brokerage commissions and other fees to financial intermediaries, which are not reflected in the tables and example below.**

### Shareholder Fees

(Fees paid directly from your investment)

Transaction Fee on Purchases and Sales	None*
Transaction Fee on Reinvested Dividends	None*
Transaction Fee on Conversion to ETF Shares	None*

\* None through Vanguard (Broker fees vary)

### Annual Fund Operating Expenses

(Expenses that you pay each year as a percentage of the value of your investment)

Management Fees	0.06%
12b-1 Distribution Fee	None
Other Expenses	0.01%
Total Annual Fund Operating Expenses	0.07%

Example

The following example is intended to help you compare the cost of investing in the Fund's ETF Shares with the cost of investing in other funds. It illustrates the hypothetical expenses that you would incur over various periods if you were to invest \$10,000 in the Fund's shares. This example assumes that the shares provide a return of 5% each year and that total annual fund operating expenses remain as stated in the preceding table. You would incur these hypothetical expenses whether or not you were to sell your shares at the end of the given period. Although your actual costs may be higher or lower, based on these assumptions your costs would be:

1 Year	3 Years	5 Years	10 Years
\$7	\$23	\$40	\$90

This example does not include the brokerage commissions that you may pay to buy and sell ETF Shares of the Fund.

Portfolio Turnover

The Fund pays transaction costs, such as commissions, when it buys and sells securities (or “turns over” its portfolio). A higher portfolio turnover rate may indicate higher transaction costs and may result in more taxes when Fund shares are held in a taxable account. These costs, which are not reflected in annual fund operating expenses or in the previous expense example, reduce the Fund's performance. During the most recent fiscal year, the Fund's portfolio turnover rate was 21% of the average value of its portfolio.

Principal Investment Strategies

The Fund employs an indexing investment approach designed to track the performance of the CRSP US Mid Cap Growth Index (the Index), a broadly diversified index of growth stocks of mid-size U.S. companies. The Fund attempts to replicate the target index by investing all, or substantially all, of its assets in the stocks that make up the Index, holding each stock in approximately the same proportion as its weighting in the Index.

Principal Risks

An investment in the Fund could lose money over short or long periods of time. You should expect the Fund's share price and total return to fluctuate within a wide range. The Fund is subject to the following risks, which could affect the Fund's performance:

- *Stock market risk*, which is the chance that stock prices overall will decline. Stock markets tend to move in cycles, with periods of rising prices and periods of

falling prices. The Fund's target index tracks a subset of the U.S. stock market, which could cause the Fund to perform differently from the overall stock market. In addition, the Fund's target index may, at times, become focused in stocks of a particular market sector, which would subject the Fund to proportionately higher exposure to the risks of that sector.

- *Investment style risk*, which is the chance that returns from mid-capitalization growth stocks will trail returns from the overall stock market. Historically, mid-cap stocks have been more volatile in price than the large-cap stocks that dominate the overall market, and they often perform quite differently. The stock prices of mid-size companies tend to experience greater volatility because, among other things, these companies tend to be more sensitive to changing economic conditions.

- *Index-related risks*. The Fund is subject to risks associated with index investing, which include passive management risk, tracking error risk, and index provider risk. Passive management risk is the chance that the Fund's use of an indexing strategy will negatively impact the Fund's performance. Because the Fund seeks to track the performance of its target index regardless of how that index is performing, the Fund's performance may be lower than it would be if the Fund were actively managed. Tracking error risk is the chance that the Fund's performance will deviate from the performance of its target index. Tracking error risk may be heightened during times of increased market volatility or under other unusual market conditions. Index provider risk is the chance that the Fund will be negatively impacted by changes or errors made by the index provider. Any gains, losses, or costs associated with or resulting from an error made by the index provider will generally be borne by the Fund and, as a result, the Fund's shareholders.

- *Index replicating risk*, which is the chance that the Fund may be prevented from holding one or more securities in the same proportion as in its target index.

Because the Fund is an exchange-traded fund (ETF) and the Fund's shares are traded on an exchange, the Fund is subject to additional risks:

- The Fund's ETF Shares are listed for trading on NYSE Arca and are bought and sold on the secondary market at market prices. Although it is expected that the market price of an ETF Share typically will approximate its net asset value (NAV), there may be times when the market price and the NAV differ significantly. Thus, you may pay more or less than NAV when you buy ETF Shares on the secondary market, and you may receive more or less than NAV when you sell those shares.

- Although the Fund's ETF Shares are listed for trading on NYSE Arca, it is possible that an active trading market may not be maintained.



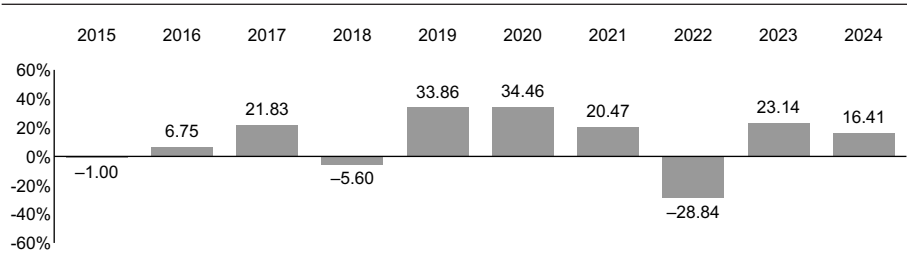
- Trading of the Fund's ETF Shares may be halted by the activation of individual or marketwide trading halts (which halt trading for a specific period of time when the price of a particular security or overall market prices decline by a specified percentage). Trading of the Fund's ETF Shares may also be halted if (1) the shares are delisted from NYSE Arca without first being listed on another exchange or (2) NYSE Arca officials determine that such action is appropriate in the interest of a fair and orderly market or for the protection of investors.

**An investment in the Fund is not a deposit of a bank and is not insured or guaranteed by the Federal Deposit Insurance Corporation or any other government agency.**

### Annual Total Returns

The following bar chart and table are intended to help you understand the risks of investing in the Fund. The bar chart shows how the performance of the Fund's ETF Shares (based on NAV) has varied from one calendar year to another over the periods shown. The table shows how the average annual total returns of the ETF Shares compare with those of the Fund's target index and other comparative indexes, which have investment characteristics similar to those of the Fund. Keep in mind that the Fund's past performance (before and after taxes) does not indicate how the Fund will perform in the future. Updated performance information is available on our website at [vanguard.com/performance](http://vanguard.com/performance).

**Annual Total Returns — Vanguard Mid-Cap Growth Index Fund ETF Shares**



During the periods shown in the bar chart, the highest and lowest returns for a calendar quarter were:

	Total Return	Quarter
Highest	30.58%	June 30, 2020
Lowest	-21.18%	June 30, 2022

## Average Annual Total Returns for Periods Ended December 31, 2024

	1 Year	5 Years	10 Years
<b>Vanguard Mid-Cap Growth Index Fund ETF Shares</b>			
<i>Based on NAV</i>			
Return Before Taxes	16.41%	10.57%	10.40%
Return After Taxes on Distributions	16.21	10.38	10.18
Return After Taxes on Distributions and Sale of Fund Shares	9.83	8.36	8.53
<i>Based on Market Price</i>			
Return Before Taxes	16.30	10.56	10.39
<b>CRSP US Mid Cap Growth Index</b>			
(reflects no deduction for fees, expenses, or taxes)	16.48%	10.62%	10.45%
<b>Dow Jones U.S. Total Stock Market Float Adjusted Index</b>			
(reflects no deduction for fees, expenses, or taxes)	23.88	13.78	12.48

Actual after-tax returns depend on your tax situation and may differ from those shown in the preceding table. When after-tax returns are calculated, it is assumed that the shareholder was in the highest individual federal marginal income tax bracket at the time of each distribution of income or capital gains or upon redemption. State and local income taxes are not reflected in the calculations. Please note that after-tax returns are not relevant for a shareholder who holds fund shares in a tax-deferred account, such as an individual retirement account or a 401(k) plan. Also, figures captioned *Return After Taxes on Distributions and Sale of Fund Shares* may be higher than other figures for the same period if a capital loss occurs upon redemption and results in an assumed tax deduction for the shareholder.

## Investment Advisor

The Vanguard Group, Inc. (Vanguard)

### Portfolio Managers

Aaron Choi, CFA, Portfolio Manager at Vanguard. He has co-managed the Fund since 2023.

Aur lie Denis, CFA, Portfolio Manager at Vanguard. She has co-managed the Fund since 2023.

Kenny Narzikul, CFA, Portfolio Manager at Vanguard. He has co-managed the Fund since February 2025.

## **Purchase and Sale of Fund Shares**

ETF Shares may only be bought and sold in the secondary market through a brokerage firm. The price you pay or receive for ETF Shares will be the prevailing market price, which may be more (premium) or less (discount) than the NAV of the shares. The brokerage firm may charge you a commission to execute the transaction. Unless imposed by your brokerage firm, there is no minimum dollar amount you must invest and no minimum number of shares you must buy. ETF Shares of the Fund cannot be directly purchased from or redeemed with the Fund, except by certain authorized broker-dealers. These broker-dealers may purchase and redeem ETF Shares only in large blocks (Creation Units), typically in exchange for baskets of securities.

An investor may incur costs attributable to the difference between the highest price a buyer is willing to pay to purchase ETF Shares (bid) and the lowest price a seller is willing to accept for ETF Shares (ask) when buying or selling shares in the secondary market (bid-ask spread). Recent information, including information on the Fund's NAV, market price, premiums and discounts, and bid-ask spreads, is available online at *vanguard.com*.

## **Tax Information**

The Fund's distributions may be taxable as ordinary income or capital gains. If you are investing through a tax-advantaged account, such as an IRA or an employer-sponsored retirement or savings plan, special tax rules apply. You should consult your own tax advisor with respect to any particular U.S. or non-U.S. tax consequences of your investment in the Fund.

## **Payments to Financial Intermediaries**

The Fund and its investment advisor do not pay financial intermediaries for sales of Fund shares.

# Vanguard Small-Cap Growth ETF

## Investment Objective

The Fund seeks to track the performance of a benchmark index that measures the investment return of small-capitalization growth stocks.

## Fees and Expenses

The following tables describe the fees and expenses you may pay if you buy, hold, and sell ETF Shares of the Fund. **You may pay other fees, such as brokerage commissions and other fees to financial intermediaries, which are not reflected in the tables and example below.**

### Shareholder Fees

(Fees paid directly from your investment)

Transaction Fee on Purchases and Sales	None*
Transaction Fee on Reinvested Dividends	None*
Transaction Fee on Conversion to ETF Shares	None*

\* None through Vanguard (Broker fees vary)

### Annual Fund Operating Expenses

(Expenses that you pay each year as a percentage of the value of your investment)

Management Fees	0.06%
12b-1 Distribution Fee	None
Other Expenses	0.01%
Total Annual Fund Operating Expenses	0.07%

Example

The following example is intended to help you compare the cost of investing in the Fund's ETF Shares with the cost of investing in other funds. It illustrates the hypothetical expenses that you would incur over various periods if you were to invest \$10,000 in the Fund's shares. This example assumes that the shares provide a return of 5% each year and that total annual fund operating expenses remain as stated in the preceding table. You would incur these hypothetical expenses whether or not you were to sell your shares at the end of the given period. Although your actual costs may be higher or lower, based on these assumptions your costs would be:

1 Year	3 Years	5 Years	10 Years
\$7	\$23	\$40	\$90

This example does not include the brokerage commissions that you may pay to buy and sell ETF Shares of the Fund.

Portfolio Turnover

The Fund pays transaction costs, such as commissions, when it buys and sells securities (or “turns over” its portfolio). A higher portfolio turnover rate may indicate higher transaction costs and may result in more taxes when Fund shares are held in a taxable account. These costs, which are not reflected in annual fund operating expenses or in the previous expense example, reduce the Fund's performance. During the most recent fiscal year, the Fund's portfolio turnover rate was 21% of the average value of its portfolio.

Principal Investment Strategies

The Fund employs an indexing investment approach designed to track the performance of the CRSP US Small Cap Growth Index (the Index), a broadly diversified index of growth stocks of small U.S. companies. The Fund attempts to replicate the target index by investing all, or substantially all, of its assets in the stocks that make up the Index, holding each stock in approximately the same proportion as its weighting in the Index.

Principal Risks

An investment in the Fund could lose money over short or long periods of time. You should expect the Fund's share price and total return to fluctuate within a wide range. The Fund is subject to the following risks, which could affect the Fund's performance:

- *Stock market risk*, which is the chance that stock prices overall will decline. Stock markets tend to move in cycles, with periods of rising prices and periods of

falling prices. The Fund's target index tracks a subset of the U.S. stock market, which could cause the Fund to perform differently from the overall stock market. In addition, the Fund's target index may, at times, become focused in stocks of a particular market sector, which would subject the Fund to proportionately higher exposure to the risks of that sector.

- *Investment style risk*, which is the chance that returns from small-capitalization growth stocks will trail returns from the overall stock market. Historically, small-cap stocks have been more volatile in price than the large-cap stocks that dominate the overall market, and they often perform quite differently. The stock prices of small companies tend to experience greater volatility because, among other things, these companies tend to be more sensitive to changing economic conditions.

- *Index-related risks*. The Fund is subject to risks associated with index investing, which include passive management risk, tracking error risk, and index provider risk. Passive management risk is the chance that the Fund's use of an indexing strategy will negatively impact the Fund's performance. Because the Fund seeks to track the performance of its target index regardless of how that index is performing, the Fund's performance may be lower than it would be if the Fund were actively managed. Tracking error risk is the chance that the Fund's performance will deviate from the performance of its target index. Tracking error risk may be heightened during times of increased market volatility or under other unusual market conditions. Index provider risk is the chance that the Fund will be negatively impacted by changes or errors made by the index provider. Any gains, losses, or costs associated with or resulting from an error made by the index provider will generally be borne by the Fund and, as a result, the Fund's shareholders.

- *Index replicating risk*, which is the chance that the Fund may be prevented from holding one or more securities in the same proportion as in its target index.

Because the Fund is an exchange-traded fund (ETF) and the Fund's shares are traded on an exchange, the Fund is subject to additional risks:

- The Fund's ETF Shares are listed for trading on NYSE Arca and are bought and sold on the secondary market at market prices. Although it is expected that the market price of an ETF Share typically will approximate its net asset value (NAV), there may be times when the market price and the NAV differ significantly. Thus, you may pay more or less than NAV when you buy ETF Shares on the secondary market, and you may receive more or less than NAV when you sell those shares.

- Although the Fund's ETF Shares are listed for trading on NYSE Arca, it is possible that an active trading market may not be maintained.

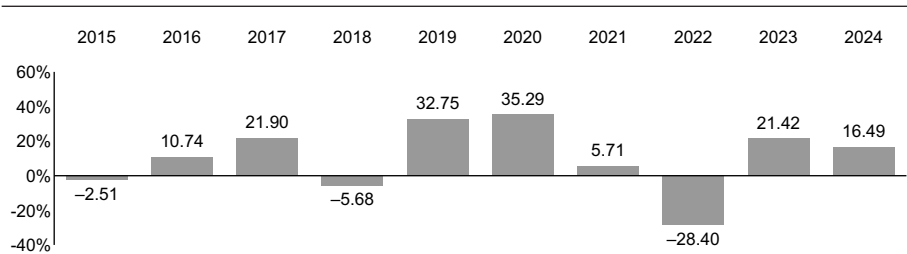
- Trading of the Fund's ETF Shares may be halted by the activation of individual or marketwide trading halts (which halt trading for a specific period of time when the price of a particular security or overall market prices decline by a specified percentage). Trading of the Fund's ETF Shares may also be halted if (1) the shares are delisted from NYSE Arca without first being listed on another exchange or (2) NYSE Arca officials determine that such action is appropriate in the interest of a fair and orderly market or for the protection of investors.

**An investment in the Fund is not a deposit of a bank and is not insured or guaranteed by the Federal Deposit Insurance Corporation or any other government agency.**

### Annual Total Returns

The following bar chart and table are intended to help you understand the risks of investing in the Fund. The bar chart shows how the performance of the Fund's ETF Shares (based on NAV) has varied from one calendar year to another over the periods shown. The table shows how the average annual total returns of the ETF Shares compare with those of the Fund's target index and other comparative indexes, which have investment characteristics similar to those of the Fund. Keep in mind that the Fund's past performance (before and after taxes) does not indicate how the Fund will perform in the future. Updated performance information is available on our website at [vanguard.com/performance](http://vanguard.com/performance).

**Annual Total Returns — Vanguard Small-Cap Growth Index Fund ETF Shares**



During the periods shown in the bar chart, the highest and lowest returns for a calendar quarter were:

	Total Return	Quarter
Highest	32.91%	June 30, 2020
Lowest	-24.21%	March 31, 2020

## Average Annual Total Returns for Periods Ended December 31, 2024

	1 Year	5 Years	10 Years
<b>Vanguard Small-Cap Growth Index Fund ETF Shares</b>			
<i>Based on NAV</i>			
Return Before Taxes	16.49%	7.69%	9.09%
Return After Taxes on Distributions	16.31	7.53	8.86
Return After Taxes on Distributions and Sale of Fund Shares	9.84	6.02	7.37
<i>Based on Market Price</i>			
Return Before Taxes	16.49	7.70	9.09
<b>CRSP US Small Cap Growth Index</b>			
(reflects no deduction for fees, expenses, or taxes)	16.48%	7.66%	9.05%
<b>Dow Jones U.S. Total Stock Market Float Adjusted Index</b>			
(reflects no deduction for fees, expenses, or taxes)	23.88	13.78	12.48

Actual after-tax returns depend on your tax situation and may differ from those shown in the preceding table. When after-tax returns are calculated, it is assumed that the shareholder was in the highest individual federal marginal income tax bracket at the time of each distribution of income or capital gains or upon redemption. State and local income taxes are not reflected in the calculations. Please note that after-tax returns are not relevant for a shareholder who holds fund shares in a tax-deferred account, such as an individual retirement account or a 401(k) plan. Also, figures captioned *Return After Taxes on Distributions and Sale of Fund Shares* may be higher than other figures for the same period if a capital loss occurs upon redemption and results in an assumed tax deduction for the shareholder.

### Investment Advisor

The Vanguard Group, Inc. (Vanguard)

#### Portfolio Managers

Nick Birkett, CFA, Portfolio Manager at Vanguard. He has co-managed the Fund since 2023.

Aaron Choi, CFA, Portfolio Manager at Vanguard. He has co-managed the Fund since February 2025.

Kenny Narzikul, CFA, Portfolio Manager at Vanguard. He has co-managed the Fund since February 2025.

Gerard C. O'Reilly, Portfolio Manager and Principal of Vanguard. He has managed the Fund since 2004 (co-managed since 2016).



## **Purchase and Sale of Fund Shares**

ETF Shares may only be bought and sold in the secondary market through a brokerage firm. The price you pay or receive for ETF Shares will be the prevailing market price, which may be more (premium) or less (discount) than the NAV of the shares. The brokerage firm may charge you a commission to execute the transaction. Unless imposed by your brokerage firm, there is no minimum dollar amount you must invest and no minimum number of shares you must buy. ETF Shares of the Fund cannot be directly purchased from or redeemed with the Fund, except by certain authorized broker-dealers. These broker-dealers may purchase and redeem ETF Shares only in large blocks (Creation Units), typically in exchange for baskets of securities.

An investor may incur costs attributable to the difference between the highest price a buyer is willing to pay to purchase ETF Shares (bid) and the lowest price a seller is willing to accept for ETF Shares (ask) when buying or selling shares in the secondary market (bid-ask spread). Recent information, including information on the Fund's NAV, market price, premiums and discounts, and bid-ask spreads, is available online at *vanguard.com*.

## **Tax Information**

The Fund's distributions may be taxable as ordinary income or capital gains. If you are investing through a tax-advantaged account, such as an IRA or an employer-sponsored retirement or savings plan, special tax rules apply. You should consult your own tax advisor with respect to any particular U.S. or non-U.S. tax consequences of your investment in the Fund.

## **Payments to Financial Intermediaries**

The Fund and its investment advisor do not pay financial intermediaries for sales of Fund shares.

# Investing in Vanguard ETF<sup>®</sup> Shares

## What Are Vanguard ETF Shares?

Vanguard ETF Shares are an exchange-traded class of shares issued by certain Vanguard funds. ETF Shares represent an interest in the portfolio of stocks or bonds held by the issuing fund. The following ETF Shares are offered through this prospectus:

Vanguard Fund	Vanguard ETF Shares	Seeks to Track
Total Stock Market Index Fund	Total Stock Market ETF	The overall stock market
Extended Market Index Fund	Extended Market ETF	Mid- and small-cap stocks
Large-Cap Index Fund	Large-Cap ETF	Large-cap stocks
Mid-Cap Index Fund	Mid-Cap ETF	Mid-cap stocks
Small-Cap Index Fund	Small-Cap ETF	Small-cap stocks
Value Index Fund	Value ETF	Large-cap value stocks
Mid-Cap Value Index Fund	Mid-Cap Value ETF	Mid-cap value stocks
Small-Cap Value Index Fund	Small-Cap Value ETF	Small-cap value stocks
Growth Index Fund	Growth ETF	Large-cap growth stocks
Mid-Cap Growth Index Fund	Mid-Cap Growth ETF	Mid-cap growth stocks
Small-Cap Growth Index Fund	Small-Cap Growth ETF	Small-cap growth stocks

In addition to ETF Shares, each Fund offers one or more conventional (i.e., not exchange-traded) classes of shares. This prospectus, however, relates only to ETF Shares.

## How Are Vanguard ETF Shares Different From Conventional Mutual Fund Shares?

Conventional mutual fund shares can be directly purchased from and redeemed with the issuing fund for cash at the net asset value (NAV), typically calculated once a day. ETF Shares, by contrast, cannot be purchased directly from or redeemed directly with the issuing fund by an individual investor. Rather, ETF Shares can only be purchased or redeemed directly from the issuing fund by certain authorized broker-dealers. These broker-dealers may purchase and redeem ETF Shares only in large blocks (Creation Units), usually in exchange for baskets of securities and not for cash (although some funds issue and redeem Creation Units in exchange for cash or a combination of cash and securities).

An organized secondary trading market is expected to exist for ETF Shares, unlike conventional mutual fund shares, because ETF Shares are listed for trading on a national securities exchange. Individual investors can purchase and sell ETF Shares on the secondary market through a broker. Secondary-market transactions occur not at NAV, but at market prices that are subject to change throughout the day based on the supply of and demand for ETF Shares, changes in the prices of the fund's portfolio holdings, and other factors.


The market price of a fund's ETF Shares typically will differ somewhat from the NAV of those shares. The difference between market price and NAV is expected to be small most of the time, but in times of market disruption or extreme market volatility, the difference may become significant.

### **How Do I Buy and Sell Vanguard ETF Shares?**

ETF Shares of the Funds are listed for trading on NYSE Arca. You can buy and sell ETF Shares on the secondary market in the same way you buy and sell any other exchange-traded security—through a broker. Your broker may charge a commission to execute a transaction. You will also incur the cost of the “bid-ask spread,” which is the difference between the highest price a buyer is willing to pay to purchase ETF Shares (bid) and the lowest price a seller is willing to accept for ETF Shares (ask) when buying or selling shares in the secondary market. Because secondary-market transactions occur at market prices, you may pay more (premium) or less (discount) than NAV when you buy ETF Shares and receive more or less than NAV when you sell those shares. In times of severe market disruption, the bid-ask spread and premiums/discounts can increase significantly. Unless imposed by your broker, there is no minimum dollar amount you must invest and no minimum number of ETF Shares you must buy.

Your ownership of ETF Shares will be shown on the records of the broker through which you hold the shares. Vanguard will not have any record of your ownership. Your account information will be maintained by your broker, which will provide you with account statements, confirmations of your purchases and sales of ETF Shares, and tax information. Your broker also will be responsible for ensuring that you receive income and capital gains distributions, as well as shareholder reports and other communications from the fund whose ETF Shares you own. You will receive other services (e.g., dividend reinvestment and average cost information) only if your broker offers these services.

## More on the Funds and ETF Shares

This prospectus describes the principal risks you would face as a Fund shareholder. It is important to keep in mind one of the main principles of investing: generally, the higher the risk of losing money, the higher the potential reward. The reverse, also, is generally true: the lower the risk, the lower the potential reward. As you consider an investment in any fund, you should take into account your personal tolerance for fluctuations in the securities markets. Throughout the prospectus, this  symbol is used to mark detailed information about some of the risks that you would confront as a Fund shareholder. To highlight terms and concepts important to fund investors, we have provided Plain Talk<sup>®</sup> explanations along the way. Reading the prospectus will help you decide whether a Fund is the right investment for you. We suggest that you keep this prospectus for future reference.

### Share Class Overview

This prospectus offers the Funds' ETF Shares, an exchange-traded class of shares. Separate prospectuses offer the Funds' Admiral<sup>™</sup> Shares, which generally have an investment minimum of \$3,000, and Investor Shares, which are generally available only to Vanguard funds that operate as funds of funds and to certain retirement plan clients that receive recordkeeping services from Vanguard. Additional prospectuses offer the Funds' Institutional Shares and Institutional Plus Shares (if available), which are generally for investors who invest a minimum of \$5 million and \$100 million, respectively. Other prospectuses for Vanguard Extended Market Index Fund and Vanguard Total Stock Market Index Fund offer Institutional Select Shares, which are generally for investors who invest a minimum of \$3 billion and \$5 billion, respectively.

All share classes offered by a Fund have the same investment objective, strategies, and policies. However, because different share classes can have different expenses, their investment returns may differ.

### A Note to Investors

Vanguard ETF Shares can be purchased directly from the issuing Fund only by certain authorized broker-dealers in exchange for a basket of securities (or, in some cases, for cash or a combination of cash and securities). Individual investors generally will not be able to purchase ETF Shares directly from a Fund. Instead, these investors will purchase ETF Shares on the secondary market through a broker.

## Plain Talk About Costs of Investing

Costs are an important consideration in choosing an ETF. That is because you, as a shareholder, pay a proportionate share of the costs of operating a fund and any transaction costs incurred when the fund buys or sells securities, including costs generated by shareholders of other share classes offered by the fund. These costs can erode a substantial portion of the gross income or the capital appreciation a fund achieves. Even seemingly small differences in expenses can, over time, have a dramatic effect on a fund's performance.

The following sections explain the principal investment strategies and policies that each Fund uses in pursuit of its investment objective. The Funds' board of trustees, which oversees each Fund's management, may change investment strategies or policies in the interest of shareholders without a shareholder vote, unless those strategies or policies are designated as fundamental. Under normal circumstances, each Fund will invest at least 80% of its assets in the stocks that make up its target index. A Fund may change its 80% policy only upon 60 days' notice to shareholders.

## Market Exposure




*Each Fund is subject to stock market risk, which is the chance that stock prices overall will decline. Stock markets tend to move in cycles, with periods of rising prices and periods of falling prices. Excluding Vanguard Total Stock Market Index Fund (which seeks to track the overall stock market), each Fund's target index tracks a subset of the U.S. stock market, which could cause the Fund to perform differently from the overall stock market. In addition, each Fund's target index may, at times, become focused in stocks of a particular market sector, which would subject the Fund to proportionately higher exposure to the risks of that sector.*

Stocks of publicly traded companies are often classified according to market capitalization, which is the market value of a company's outstanding shares. These classifications typically include small-cap, mid-cap, and large-cap. It is important to understand that there are no "official" definitions of small-, mid-, and large-cap, even among Vanguard fund advisors, and that market capitalization ranges can change over time.

The asset-weighted median market capitalization of each Fund’s stock holdings as of December 31, 2024, was:

Vanguard Fund	Asset-Weighted Median Market Capitalization
Total Stock Market Index Fund	\$199.4 billion
Extended Market Index Fund	\$7.9 billion
Large-Cap Index Fund	\$314 billion
Mid-Cap Index Fund	\$34.8 billion
Small-Cap Index Fund	\$8 billion
Value Index Fund	\$138.4 billion
Mid-Cap Value Index Fund	\$31.3 billion
Small-Cap Value Index Fund	\$7.5 billion
Growth Index Fund	\$1.5 trillion
Mid-Cap Growth Index Fund	\$38.3 billion
Small-Cap Growth Index Fund	\$8.5 billion

 Each Fund (other than Vanguard Total Stock Market Index Fund) is subject to investment style risk, which is the chance that returns from the types of stocks in which the Fund invests will trail returns from the overall stock market. Specific types of stocks tend to go through cycles of doing better—or worse—than other segments of the stock market or the stock market in general. These periods have, in the past, lasted for as long as several years.

Plain Talk About Growth Funds and Value Funds

Growth investing and value investing are two styles employed by stock-fund managers. Growth funds generally invest in stocks of companies believed to have above-average potential for growth in revenue, earnings, cash flow, or other similar criteria. These stocks typically have low dividend yields, if any, and above-average prices in relation to measures such as earnings and book value. Value funds typically invest in stocks whose prices are below average in relation to those measures; these stocks often have above-average dividend yields. Value stocks also may remain undervalued by the market for long periods of time. Growth and value stocks have historically produced similar long-term returns, though each category has periods when it outperforms the other.

Market disruptions can adversely affect local and global markets as well as normal market conditions and operations. Any such disruptions could have an adverse impact on the value of a Fund’s investments and Fund performance.

## Security Selection

Each Fund attempts to track the investment performance of a benchmark index that measures the return of a particular market segment. Vanguard Total Stock Market Index Fund and Vanguard Extended Market Index Fund use a sampling method of indexing, meaning that the Fund's advisor, using quantitative and qualitative methods, generally selects from the target index a representative sample of securities that will resemble the target index in terms of key risk factors and other characteristics. These include industry weightings, market capitalization, and other financial characteristics of stocks.

The remaining Funds use the *replication method* of indexing, meaning that each Fund generally holds the same stocks as its target index and in approximately the same proportions.



*Each Fund (other than Vanguard Total Stock Market Index Fund and Vanguard Extended Market Index Fund) is subject to index replicating risk, which is the chance that the Fund may be prevented from holding one or more securities in the same proportion as in its target index.*

**Index investing and risks.** Each Fund is an index fund. Index funds attempt to track—not outperform—the performance of a specified market index (target index). An index is a group of securities whose overall performance is used as a standard to measure the investment performance of a particular market. Some indexes represent entire markets, such as the U.S. stock market, while others cover a segment of a market, such as short-term bonds. As an index fund, each Fund seeks to track the performance of its target index regardless of how the target index is performing. The advisor's use of an indexing, or passive, approach to select and maintain investments for a Fund means that the advisor will select investments for the purpose of tracking the target index and will not use strategies to reduce negative impacts to the Fund during periods of market volatility. As a result, the Fund's performance may be lower than it would be if the Fund were actively managed.

One cannot invest directly in an index. Instead, an index fund's advisor will typically seek to hold all, or substantially all, of the securities that make up the fund's target index (often referred to as “replicating” an index or a “full replication” approach) or a representative sample of the securities that make up a fund's target index (often referred to as “sampling” an index).



*Vanguard Total Stock Market Index Fund and Vanguard Extended Market Index Fund are subject to index sampling risk, which is the chance that the securities selected for each Fund, in the aggregate, will not provide investment performance matching that of the Fund's target index. Index sampling risk for each Fund is expected to be low.*


As an index fund, each Fund is subject to tracking error. It is important to understand that an index fund will never perform exactly the same as its target index because, among other things, an index fund will have operating expenses and transaction costs and its target index will not. Beyond these inherent differences between the operation of an index fund and the operation of its target index, there are a variety of other factors that can cause or result in tracking error. These may include, but are not limited to:


- Price differences between the securities held by an index fund and those included in its target index
- Cash flows into or out of an index fund
- The size of an index fund
- Compliance with new or existing regulatory requirements
- Portfolio transactions carried out by an index fund's advisor to minimize the distribution of capital gains
- Changes to the underlying securities that make up an index fund's target index
- Errors made by the index provider

Tracking error risk may be heightened during times of increased market volatility or under other unusual market conditions. An index fund that samples its target index may be more likely to experience tracking error than an index fund that replicates its target index.

Each Fund is subject to risks associated with the provider of its target index. The index provider determines which securities to include in the target index and how the securities are weighted. The index provider does not provide any warranty or accept any liability with respect to the quality, accuracy, or completeness of the target index or any data used to compile the target index. Under normal circumstances, the index provider will rebalance (update) the target index on a regular schedule. The index provider may rebalance the target index outside of the regular schedule or delay or cancel a scheduled rebalance, which could result in added costs for a Fund or cause a Fund to experience tracking error. The index provider may make errors, and it is possible that such errors may not be identified by the index provider for a period of time or at all. Any gains, losses, or costs associated with or resulting from an error made by the index provider will generally be borne by a Fund and, as a result, the Fund's shareholders. Vanguard does not provide any warranty or guarantee against errors made by the index provider.



 To closely track the composition of Vanguard Growth Index Fund's, Vanguard Large Cap Index Fund's, and Vanguard Total Stock Market Index Fund's target index, more than 25% of each Fund's total assets may be invested in issuers representing more than 5% of each Fund's total assets. In that case, the Funds would be non-diversified under the Investment Company Act of 1940, although they would continue to hold approximately 300 stocks across a number of sectors. When the Funds are operating as non-diversified, the Funds' performance may be hurt disproportionately by the poor performance of relatively few stocks, or even a single stock, and the Funds' shares may experience more significant fluctuations in value than if the Fund was diversified.

 Vanguard Growth Index Fund, Vanguard Large Cap Index Fund, and Vanguard Total Stock Market Index Fund are subject to sector risk, which is the chance that significant problems will affect a particular sector, or that returns from that sector will trail returns from the overall stock market. Daily fluctuations in specific market sectors are often more extreme or volatile than fluctuations in the overall market. Because a significant portion of each Fund's assets are invested in the information technology sector, each Fund's performance is impacted by the general condition of that sector. Companies in the information technology sector could be affected by, among other things, overall economic conditions, short product cycles, rapid obsolescence of products, competition, and government regulation.

## **Ownership Limitations**

As the assets managed by Vanguard and its external advisors continue to grow, the securities held by Vanguard funds increasingly are impacted by ownership limitations. Ownership limitations restrict the amount that funds can invest in certain securities, due to either regulatory limits that apply to certain industries (for example, banking and utilities) or mechanisms that some issuers have in place to deter takeover attempts (for example, poison pills). These restrictions can have negative impacts on funds, including the inability of an index fund to track its index, the inability of a fund to meet its investment objectives, negative performance impacts, and unanticipated tax consequences. The impact of a particular ownership limitation on a Vanguard fund will vary based on several factors, including, but not limited to, the industry to which the limitation applies, the country or region of a particular issuer, and the regulatory body imposing the limitation. In addition to the impacts of specific ownership limitations, Vanguard is also subject to the risk of multiple ownership limitations applying at one time, which could increase the likelihood of a fund experiencing the negative impacts listed above. Vanguard attempts to mitigate the impacts of ownership limitations on Vanguard funds through the various methods discussed below in *Methods to address ownership limitations*. However, it is possible that these methods will be unsuccessful.

**Impacts of ownership limitations.** When an ownership limitation applies, Vanguard may need to tell the Vanguard funds how much of impacted securities each fund can buy and hold. When this occurs, a Vanguard fund may not be able to buy additional securities or continue to hold existing securities above its allocated amounts. For index funds, this can result in tracking error if a fund cannot buy or hold the securities it needs in order to replicate or sample its target index. For active funds, this can result in a fund's advisor not being able to take advantage of favorable opportunities to invest in securities that are subject to limitations. For both index and active funds, the inability to buy or hold securities could prevent a fund from being able to meet its investment objective or invest in accordance with its investment strategy, and/or could negatively impact the fund's performance. In addition, the steps Vanguard and the Vanguard funds take to address ownership limitations could result in additional costs and/or unanticipated tax consequences to a fund that affect the amount, timing, and character of distributions to the fund's shareholders. The more assets Vanguard and its third-party advisors manage, the more likely it is that ownership limitations could affect Vanguard funds negatively.

**Methods to address ownership limitations.** Vanguard and the Vanguard funds try to manage the negative impacts that ownership limitations could have on the Vanguard funds by seeking permission (relief) from regulators and/or issuers to purchase or hold more securities than the amount allowed by ownership limitations. However, it is not always possible to secure relief, and there is an increasing amount of uncertainty around how much ownership limitations relief regulators will grant to asset managers like Vanguard. Given this uncertainty, there is no guarantee that Vanguard or the Vanguard funds will be able to obtain additional relief from ownership limitations in the future. In addition, the relief upon which Vanguard and the Vanguard funds currently rely, which has allowed Vanguard to exceed certain ownership limitations, could be reduced or revoked, forcing the Vanguard funds to sell down one or more securities to comply with the ownership limitations. If a fund has to sell securities, there could be negative impacts to fund performance as well as unanticipated tax consequences that could impact the amount, timing, and character of distributions to the fund's shareholders.

When a Vanguard fund cannot buy or hold securities directly due to ownership limitations, the fund will typically try to get indirect exposure to impacted securities. The fund does this so that it can replicate as closely as possible the returns the fund would get if it directly owned the impacted securities. Indirect exposure can be accomplished through the use of derivatives, such as total return swaps, or by investing in wholly owned subsidiaries that hold the impacted securities. Both of these methods of obtaining indirect exposure increase fund costs, and, depending on the extent to which these alternatives are used by a

fund to avoid exceeding ownership limits, the added costs could have a negative impact on the fund's performance. The risks of derivatives use are discussed elsewhere in the prospectus.

### **Other Investment Policies and Risks**

Each Fund reserves the right to substitute a different index for the index it currently tracks if the current index is discontinued, if the Fund's agreement with the provider of its target index is terminated, or for any other reason determined in good faith by the Fund's board of trustees. In any such instance, the substitute index would represent the same market segment as the current index.

Each Fund has the ability to invest in foreign securities to the extent necessary to carry out its investment strategy of holding all, substantially all, or a representative sample of the stocks that make up the index it tracks. It is not expected that any Fund will invest more than 5% of its assets in foreign securities.

To track their target indexes as closely as possible, the Funds attempt to remain fully invested in stocks. To help stay fully invested and to reduce transaction costs, the Funds may invest, to a limited extent, in derivatives, including equity futures. The Funds may also use derivatives such as total return swaps to obtain exposure to a stock, a basket of stocks, or an index. Derivatives may be used as an alternate means to obtain economic exposure if the Fund is required to limit its investment in a particular issuer or industry. Generally speaking, a derivative is a financial contract whose value is based on the value of a financial asset (such as a stock, a bond, or a currency), a physical asset (such as gold, oil, or wheat), a market index, or a reference rate. Investments in derivatives may subject the Funds to risks different from, and possibly greater than, those of investments directly in the underlying securities or assets. The Funds will not use derivatives for speculation or for the purpose of leveraging (magnifying) investment returns.

### **Cash Management**

Each Fund's daily cash balance may be invested in Vanguard Market Liquidity Fund, a government money market fund, and/or Vanguard Municipal Low Duration Fund, a short-term municipal bond fund (each, a CMT Fund). When investing in a CMT Fund, each Fund bears its proportionate share of the expenses of the CMT Fund in which it invests. Vanguard receives no additional revenue from Fund assets invested in a CMT Fund.

## Redemption Requests

**Methods used to meet redemption requests.** Redemptions of ETF Shares are typically met through a combination of cash and securities held by each Fund; see “How Are Vanguard ETF Shares Different From Conventional Mutual Fund Shares?” If cash is used to meet redemptions, the Fund typically obtains such cash through positive cash flows or the sale of Fund holdings consistent with the Fund’s investment objective and strategy. Please consult the Funds’ *Statement of Additional Information* for further information on redemptions of ETF Shares.

Under certain circumstances, including under stressed market conditions, a Fund may borrow money (subject to certain regulatory conditions and if available under board-approved procedures) through an interfund lending facility; through a bank line-of-credit, including a joint committed credit facility; or through an uncommitted line-of-credit from Vanguard in order to meet redemption requests.




**Potential redemption activity impacts.** Vanguard funds can be negatively impacted by certain large redemptions. These redemptions could occur due to a single shareholder or multiple shareholders deciding to sell a large quantity of shares of a fund or a share class of the fund. Large redemptions can occur for many reasons, either as a result of actions taken by Vanguard or its affiliates, or as a result of events unrelated to actions taken by Vanguard or its affiliates. Actions taken by Vanguard could include, but are not limited to, changes to a fund’s advisor(s), changes to a fund’s portfolio manager(s), changes to the composition of a fund’s portfolio, and/or other product changes or launches that, for example, result in shareholders redeeming shares of one fund to purchase shares of another fund or investment vehicle. For a fund of funds, actions taken by Vanguard could include a withdrawal from an underlying fund or a change in the allocation to underlying funds. Events unrelated to actions taken by Vanguard could include shareholders selling out of a fund in response to market movements or regulatory changes.

A large redemption could adversely affect a fund’s liquidity and net asset value (NAV). For example, a large redemption could require a fund’s manager to sell portfolio holdings at unplanned or inopportune times. The manager’s sale of these holdings, which is a taxable event, could require the fund to distribute any corresponding capital gains or other taxable income to the fund’s remaining shareholders; see *Dividends, Capital Gains, and Taxes* for additional information. The increased trading activity could also increase underlying costs for the fund due to commissions paid by the fund.

## Temporary Investment Measures

Each Fund may temporarily depart from its normal investment policies and strategies when the advisor believes that doing so is in the Fund's best interest, so long as the strategy or policy employed is consistent with the Fund's investment objective. For instance, a Fund may invest beyond its normal limits in derivatives or exchange-traded funds that are consistent with the Fund's investment objective when those instruments are more favorably priced or provide needed liquidity, as might be the case when the Fund receives large cash flows that it cannot prudently invest immediately. A Fund may also invest beyond its normal limits in derivatives as an alternate means to obtain economic exposure if the Fund/Portfolio is required to limit its investment in a particular issuer or industry.

## Special Risks of Exchange-Traded Shares

-  *ETF Shares are not individually redeemable. They can be redeemed with the issuing Fund at NAV only by certain authorized broker-dealers and only in large blocks known as Creation Units. Consequently, if you want to liquidate some or all of your ETF Shares, you must sell them on the secondary market at prevailing market prices.*
  -  *The market price of ETF Shares may differ from NAV. Although it is expected that the market price of an ETF Share typically will approximate its NAV, there may be times when the market price and the NAV differ significantly. Thus, you may pay more (premium) or less (discount) than NAV when you buy ETF Shares on the secondary market, and you may receive more or less than NAV when you sell those shares. These discounts and premiums are likely to be greatest during times of market disruption or extreme market volatility.*
- Vanguard's website at [vanguard.com](http://vanguard.com) shows the previous day's closing NAV and closing market price for each Fund's ETF Shares. The website also discloses, in the **Premium/Discount Analysis** section of the ETF Shares' Price & Performance page, how frequently each Fund's ETF Shares traded at a premium or discount to NAV (based on closing NAVs and market prices) and the magnitudes of such premiums and discounts.
-  *An active trading market may not exist. Although Vanguard ETF Shares are listed on a national securities exchange, it is possible that an active trading market may not be maintained. Although this could happen at any time, it is more likely to occur during times of severe market disruption. If you attempt to sell your ETF Shares when an active trading market is not functioning, you may have to sell at a significant discount to NAV. In extreme cases, you may not be able to sell your shares at all.*



*Trading may be halted. Trading of Vanguard ETF Shares on an exchange may be halted by the activation of individual or marketwide trading halts (which halt trading for a specific period of time when the price of a particular security or overall market prices decline by a specified percentage). Trading of ETF Shares may also be halted if (1) the shares are delisted from the listing exchange without first being listed on another exchange or (2) exchange officials determine that such action is appropriate in the interest of a fair and orderly market or for the protection of investors.*



*By investing in the ETF Shares of a fund that also offers conventional mutual fund shares, you could be subject to costs and/or tax impacts that you would not be subject to if you invested in exchange-traded shares offered by a fund without a conventional mutual fund share class. These costs include brokerage and other transaction costs associated with the Fund buying and selling portfolio securities in response to conventional mutual fund share class inflows and outflows, cash drag as a result of the Fund holding the cash necessary to satisfy conventional mutual fund share class transactions, and taxable capital gains distributions if the Fund has to sell portfolio holdings at a gain in order to satisfy mutual fund share class redemptions.*

## **Conversion Privilege**

Owners of conventional shares issued by a Fund may convert those shares to ETF Shares of equivalent value of the same fund. Please note that investors who own conventional shares through a 401(k) plan or other employer-sponsored retirement or benefit plan generally may not convert those shares to ETF Shares and should check with their plan sponsor or recordkeeper. ETF Shares, whether acquired through a conversion or purchased on the secondary market, cannot be converted to conventional shares by a shareholder. Also, ETF Shares of one fund cannot be exchanged for ETF Shares of another fund.

Note to investors in Vanguard Institutional Total Stock Market Index Fund: Owners of shares issued by Vanguard Institutional Total Stock Market Index Fund cannot convert their shares to ETF Shares of Vanguard Total Stock Market Index Fund because the Funds are separate and distinct. Vanguard Institutional Total Stock Market Index Fund currently does not issue ETF Shares.

You must hold ETF Shares in a brokerage account. Thus, before converting conventional shares to ETF Shares, you must have an existing, or open a new, brokerage account. This account may be with Vanguard Brokerage Services® or with any other brokerage firm. To initiate a conversion of conventional shares to ETF Shares, please contact your broker.

Vanguard Brokerage Services does not impose a fee on conversions from Vanguard conventional shares to Vanguard ETF Shares. However, other brokerage firms may charge a fee to process a conversion. Vanguard reserves the right, in the future, to impose a transaction fee on conversions or to limit, temporarily suspend, or terminate the conversion privilege.

Converting conventional shares to ETF Shares is generally accomplished as follows. First, after your broker notifies Vanguard of your request to convert, Vanguard will transfer your conventional shares from your account to the broker's omnibus account with Vanguard (an account maintained by the broker on behalf of all its customers who hold conventional Vanguard fund shares through the broker). After the transfer, Vanguard's records will reflect your broker, not you, as the owner of the shares. Next, your broker will instruct Vanguard to convert the appropriate number or dollar amount of conventional shares in its omnibus account to ETF Shares of equivalent value, based on the respective NAVs of the two share classes.

Your Fund's transfer agent will reflect ownership of all ETF Shares in the name of the Depository Trust Company (DTC). The DTC will keep track of which ETF Shares belong to your broker, and your broker, in turn, will keep track of which ETF Shares belong to you.

Because the DTC is unable to handle fractional shares, only whole shares can be converted. For example, if you owned 300.25 conventional shares, and this was equivalent in value to 90.75 ETF Shares, the DTC account would receive 90 ETF Shares. Conventional shares with a value equal to 0.75 ETF Shares (in this example, that would be 2.481 conventional shares) would remain in the broker's omnibus account with Vanguard. Your broker then could either (1) credit your account with 0.75 ETF Shares or (2) redeem the 2.481 conventional shares for cash at NAV and deliver that cash to your account. If your broker chose to redeem your conventional shares, you would realize a gain or loss on the redemption that must be reported on your tax return (unless you hold the shares in an IRA or other tax-deferred account). Please consult your broker for information on how it will handle the conversion process, including whether it will impose a fee to process a conversion.

If you convert your conventional shares to ETF Shares through Vanguard Brokerage Services, *all* conventional shares for which you request conversion will be converted to ETF Shares of equivalent value. Because no fractional shares will have to be sold, the transaction will not be taxable.

Here are some important points to keep in mind when converting conventional shares of a Vanguard fund to ETF Shares:

- The conversion process can take anywhere from several days to several weeks, depending on your broker. Vanguard generally will process conversion requests either on the day they are received or on the next business day. Vanguard imposes conversion blackout windows around the dates when a fund with ETF Shares declares dividends. This is necessary to prevent a shareholder from collecting a dividend from both the conventional share class currently held and also from the ETF share class to which the shares will be converted.
- Until the conversion process is complete, you will remain fully invested in a fund's conventional shares, and your investment will increase or decrease in value in tandem with the NAV of those shares.
- The conversion transaction is nontaxable except, if applicable, to the very limited extent previously described.

**A precautionary note to investment companies:** Each Fund's ETF Shares are issued by registered investment companies, and therefore the acquisition of such shares by other investment companies and private funds is subject to the restrictions of Section 12(d)(1) of the Investment Company Act of 1940 (the 1940 Act). SEC Rule 12d1-4 under the 1940 Act permits registered investment companies to invest in other registered investment companies beyond the limits in Section 12(d)(1), subject to certain conditions, including that funds with different investment advisors must enter into a fund of funds investment agreement.

## Shareholder Rights

Each Fund's Agreement and Declaration of Trust, as amended, requires a shareholder bringing a derivative action on behalf of Vanguard Index (the Trust) that is subject to a pre-suit demand to collectively hold at least 10% of the outstanding shares of the Trust or at least 10% of the outstanding shares of the series or class to which the demand relates and to undertake to reimburse the Trust for the expense of any counsel or advisors used when considering the merits of the demand in the event that the board of trustees determines not to bring such action. In each case, these requirements do not apply to claims arising under the federal securities laws to the extent that any such federal securities laws, rules, or regulations do not permit such application. The Trust's Bylaws also provide that shareholders waive the right to trial by jury to the fullest extent permitted by law.



## **Frequent Trading and Market-Timing**

Unlike frequent trading of a Vanguard fund's conventional (i.e., not exchange-traded) classes of shares, frequent trading of ETF Shares does not disrupt portfolio management or otherwise harm fund shareholders. The vast majority of trading in ETF Shares occurs on the secondary market. Because these trades do not involve the issuing fund, they do not harm the fund or its shareholders. Certain broker-dealers are authorized to purchase and redeem ETF Shares directly with the issuing fund. Because these trades typically are effected in kind (i.e., for securities and not for cash), or are assessed a transaction fee when effected in cash, they do not cause any of the harmful effects to the issuing fund (as previously noted) that may result from frequent trading. For these reasons, the board of trustees of each fund that issues ETF Shares has determined that it is not necessary to adopt policies and procedures to detect and deter frequent trading and market-timing of ETF Shares.

## **Portfolio Holdings**

Please consult the Funds' *Statement of Additional Information* or our website for a description of the policies and procedures that govern disclosure of a Fund's portfolio holdings.

## **Turnover Rate**

Although the Funds generally seek to invest for the long term, each Fund may sell securities regardless of how long they have been held. Generally, an index fund sells securities in response to redemption requests from shareholders of conventional (i.e., not exchange-traded) shares or to changes in the composition of its target index. Turnover rates for large-cap stock index funds tend to be low because large-cap indexes typically do not change significantly from year to year. Turnover rates for mid-cap and small-cap stock index funds tend to be higher than for large-cap stock index funds (although still relatively low, compared with actively managed stock funds) because the indexes they track are more likely to change as a result of companies merging, growing, or failing. The **Financial Highlights** section of this prospectus shows historical turnover rates for the Funds. A turnover rate of 100%, for example, would mean that a Fund had sold and replaced securities valued at 100% of its net assets within a one-year period. In general, the greater the turnover rate, the greater the impact transaction costs will have on a fund's return. Also, funds with high turnover rates may be more likely to generate capital gains, including short-term capital gains, that must be distributed to shareholders and will be taxable to shareholders investing through a taxable account.

## The Funds and Vanguard

Each Fund is a member of The Vanguard Group, Inc. (Vanguard), a family of over 200 funds. All of the funds that are members of Vanguard (other than funds of funds) share in the expenses associated with administrative services and business operations, such as personnel, office space, and equipment.

Vanguard Marketing Corporation provides marketing services to the funds. Although fund shareholders do not pay sales commissions or 12b-1 distribution fees, each fund (other than a fund of funds) or each share class of a fund (in the case of a fund with multiple share classes) pays its allocated share of the Vanguard funds' marketing costs.

### Plain Talk About Vanguard's Unique Corporate Structure

Vanguard is owned jointly by the funds it oversees and thus indirectly by the shareholders in those funds. Most other mutual funds are operated by management companies that are owned by third parties—either public or private stockholders—and not by the funds they serve.

## Investment Advisor

The Vanguard Group, Inc., P.O. Box 2600, Valley Forge, PA 19482, which began operations in 1975, serves as advisor to the Funds through its Equity Index Group. As of December 31, 2024, Vanguard served as advisor for approximately \$8.6 trillion in assets. Vanguard provides investment advisory services to the Funds pursuant to the Funds' Service Agreement and subject to the supervision and oversight of the trustees and officers of the Funds.

For the fiscal year ended December 31, 2024, the advisory expenses represented an effective annual rate of each Fund's average net assets as follows: Vanguard Total Stock Market Index, Vanguard Extended Market Index, Vanguard Mid-Cap Index, Vanguard Small-Cap Index, Vanguard Value Index, Vanguard Growth Index, Vanguard Large-Cap Index, Vanguard Mid-Cap Value Index, Vanguard Small-Cap Value Index, Vanguard Mid-Cap Growth Index, and Vanguard Small-Cap Growth Index Funds, less than 0.01%.

Under the terms of an SEC exemption, the Funds' board of trustees may, without prior approval from shareholders, change the terms of an advisory agreement with a third-party investment advisor or hire a new third-party investment advisor—either as a replacement for an existing advisor or as an additional

advisor. Any significant change in a Fund's advisory arrangements will be communicated to shareholders in writing. As the Funds' sponsor and overall manager, Vanguard may provide investment advisory services to a Fund at any time. Vanguard may also recommend to the board of trustees that an advisor be hired, terminated, or replaced or that the terms of an existing advisory agreement be revised. The Funds have filed an application seeking a similar SEC exemption with respect to investment advisors that are wholly owned subsidiaries of Vanguard. If the exemption is granted, the Funds may rely on the new SEC relief.

For a discussion of why the board of trustees approved each Fund's investment advisory arrangement, see the Financial Statements and Other Information covering the fiscal period ended June 30.

The managers primarily responsible for the day-to-day management of the Funds are:

**Nick Birkett**, CFA, Portfolio Manager at Vanguard. He has worked in investment management since 2005; has been with Vanguard since 2017; has co-managed Vanguard Small-Cap Growth Index, Vanguard Small-Cap Value Index Fund, and Vanguard Extended Market Index Fund since 2023; and has co-managed Vanguard Total Stock Market Index Fund since February 2025. Education: B.S., University of Bath.

**Aaron Choi**, CFA, Portfolio Manager at Vanguard. He has been with Vanguard since 2011; has worked in investment management since 2015; has co-managed Vanguard Mid-Cap Index Fund, Vanguard Mid-Cap Growth Index Fund, and Vanguard Mid-Cap Value Index Fund since 2023; and has co-managed Vanguard Small-Cap Index Fund, Vanguard Small-Cap Growth Index Fund, Vanguard Small-Cap Value Index Fund, Vanguard Growth Index Fund, and Vanguard Value Index Fund since February 2025. Education: B.S., Pennsylvania State University.

**Aur lie Denis**, CFA, Portfolio Manager at Vanguard. She has been with Vanguard since 2016; has worked in investment management since 2017; has managed investment portfolios since 2023; and has co-managed Vanguard Mid-Cap Index Fund, Vanguard Mid-Cap Value Index Fund, and Vanguard Mid-Cap Growth Index Funds since 2023. Education: B.S., Pennsylvania State University.

**Michelle Louie**, CFA, Portfolio Manager and Principal of Vanguard. She has been with Vanguard since 2010; has worked in investment management since 2011; has managed investment portfolios since 2016; and has co-managed

Vanguard Large-Cap Index Fund since 2021; and Vanguard Extended Market Index Fund and Vanguard Total Stock Market Index Fund since 2023. Education: B.S., The American University; M.B.A., Georgia Institute of Technology.

**Kenny Narzikul**, CFA, Portfolio Manager at Vanguard. He has been with Vanguard since 2012; has worked in investment management since 2016; has managed investment portfolios since 2023; has co-managed Vanguard Small-Cap Index Fund since 2023; and has co-managed Vanguard Mid-Cap Index Fund, Vanguard Mid-Cap Growth Index Fund, Vanguard Mid-Cap Value Index Fund, Vanguard Small-Cap Value Index Fund and Vanguard Small-Cap Growth Index Fund since February 2025. Education: B.B.A., James Madison University.

**Walter Nejman**, Portfolio Manager at Vanguard. He has been with Vanguard since 2005; has worked in investment management since 2008; has co-managed Vanguard Total Stock Market Index Fund, Vanguard Large-Cap Index Fund, Vanguard Value Index Fund, and Vanguard Growth Index Funds since 2016; and has co-managed Vanguard Extended Market Index Fund since February 2025. Education: B.A., Arcadia University; M.B.A., Villanova University.

**Chris Nieves**, CFA, Portfolio Manager at Vanguard. He has worked in investment management since 2013; has been with Vanguard since 2017; and has co-managed Vanguard Large-Cap Index Fund since February 2025. Education: B.A., Cornell University; MEng., Cornell University.

**Gerard C. O'Reilly**, Principal of Vanguard. He has been with Vanguard since 1992; has managed investment portfolios since 1994; has managed Vanguard Total Stock Market Index, Vanguard Value Index, and Growth Index Funds since 1994 (co-managed since 2016); has managed Vanguard Small-Cap Growth Index Fund since 2004 (co-managed since 2016); and has co-managed Vanguard Small-Cap Index and Small-Cap Value Index Funds since 2016. Education: B.S., Villanova University.

**Jena Stenger**, Portfolio Manager at Vanguard. She has worked in investment management since 2013; has been with Vanguard since 2015; and she has co-managed Vanguard Large-Cap Index Fund, Vanguard Growth Index Fund, and Vanguard Value Index Fund since February 2025. Education: B.S., Villanova University; M.B.A., University of Chicago Booth School of Business.

The Funds' *Statement of Additional Information* provides information about each portfolio manager's compensation, other accounts under management, and ownership of shares of the Funds.

## **Dividends, Capital Gains, and Taxes**

### **Fund Distributions**

Each Fund generally distributes to shareholders virtually all of its net income (interest and dividends, less expenses) as well as any net short-term or long-term capital gains realized from the sale of its holdings. From time to time, each Fund may also make distributions that are treated as a return of capital. Income dividends generally are distributed quarterly in March, June, September, and December. Capital gains distributions, if any, generally occur annually in December. In addition, each Fund may occasionally make a supplemental distribution at some other time during the year.

#### **Plain Talk About Distributions**

As a shareholder, you are entitled to your portion of a fund's income from interest and dividends as well as capital gains from the fund's sale of investments. Income consists of both the dividends that the fund earns from any stock holdings and the interest it receives from any money market and bond investments. Capital gains are realized whenever the fund sells securities for higher prices than it paid for them. These capital gains are either short-term or long-term, depending on whether the fund held the securities for one year or less or for more than one year.

### **Reinvestment of Distributions**

In order to reinvest dividend and capital gains distributions, investors in a Fund's ETF Shares must hold their shares at a broker that offers a reinvestment service. This can be the broker's own service or a service made available by a third party, such as the broker's outside clearing firm or the DTC. If a reinvestment service is available, distributions of income and capital gains can automatically be reinvested in additional whole and fractional ETF Shares of the Fund. If a reinvestment service is not available, investors will receive their distributions in cash. To determine whether a reinvestment service is available and whether there is a commission or other charge for using this service, consult your broker.

As with all exchange-traded funds, reinvestment of dividend and capital gains distributions in additional ETF Shares will occur two business days or more after the ex-dividend date (the date when a distribution of dividends or capital gains is deducted from the price of a Fund's shares). The exact number of days depends on your broker. During that time, the amount of your distribution will not be invested in the Fund and therefore will not share in the Fund's income, gains, and losses.

## Basic Tax Points

Investors in taxable accounts should be aware of the following basic federal income tax points:

- Distributions are taxable to you whether or not you reinvest these amounts in additional ETF Shares.
- Distributions declared and recorded in December—if paid to you by the end of January—are generally taxable as if received in December.
- Any dividend distribution or short-term capital gains distribution that you receive is taxable to you as ordinary income. If you are an individual and meet certain holding-period requirements with respect to your ETF shares, you may be eligible for reduced tax rates on “qualified dividend income,” if any, or a special tax deduction on “qualified REIT dividends,” if any, distributed by the Fund.
- Any distribution of net long-term capital gains is taxable to you as long-term capital gains, no matter how long you have owned ETF Shares.
- Capital gains distributions can occur when a Fund sells assets at a gain. Capital gains distributions vary from year to year as a result of the Fund’s investment activities and cash flows, including those due to redemption activity by Fund shareholders.
- Capital gains distributions may occur if Vanguard makes changes that would impact a Fund directly or indirectly, including if Vanguard makes changes to the Fund’s portfolio or to any other Vanguard fund or product that would involve the redemption of shares of the Fund and the related sale of the Fund’s investments.
- Your cost basis in the Fund will be decreased by the amount of any return of capital that you receive. This, in turn, will affect the amount of any capital gain or loss that you realize when selling your ETF shares.
- Return of capital distributions generally are not taxable to you until your cost basis has been reduced to zero. If your cost basis is at zero, return of capital distributions will be treated as capital gains.
- A sale of ETF Shares is a taxable event. This means that you may have a capital gain to report as income, or a capital loss to report as a deduction, when you complete your tax return.

Individuals, trusts, and estates whose income exceeds certain threshold amounts are subject to a 3.8% Medicare contribution tax on “net investment income.” Net investment income takes into account distributions paid by the Fund and capital gains from any sale of ETF Shares.

Dividend distributions and capital gains distributions that you receive, as well as your gains or losses from any sale of ETF Shares, may be subject to state and local income taxes.

This prospectus provides general tax information only. If you are investing through a tax-advantaged account, such as an IRA or an employer-sponsored retirement or savings plan, special tax rules apply. Please consult your own tax advisor for detailed information about any tax consequences for you.

## Share Price and Market Price

Share price, also known as NAV, is typically calculated as of the close of regular trading on the New York Stock Exchange (NYSE), generally 4 p.m., Eastern time, on each day that the NYSE is open for business (a business day). In the rare event the NYSE experiences unanticipated disruptions and is unavailable at the close of the trading day, NAVs will be calculated as of the close of regular trading on the Nasdaq (or another alternate exchange if the Nasdaq is unavailable, as determined at Vanguard's discretion), generally 4 p.m., Eastern time. Each share class has its own NAV, which is computed by dividing the total assets, minus liabilities, allocated to the share class by the number of Fund shares outstanding for that class. On U.S. holidays or other days when the NYSE is closed, the NAV is not calculated, and the Funds do not sell or redeem shares. However, on those days the value of a Fund's assets may be affected to the extent that the Fund holds securities that change in value on those days (such as foreign securities that trade on foreign markets that are open).

Remember: If you buy or sell ETF Shares on the secondary market, you will pay or receive the market price, which may be higher or lower than NAV. Your transaction will be priced at NAV only if you purchase or redeem your ETF Shares in Creation Unit blocks (an option available only to certain authorized broker-dealers) or if you convert your conventional fund shares to ETF Shares.

Stocks held by a Vanguard fund are valued at their *market value* when reliable market quotations are readily available from the principal exchange or market on which they are traded. Such securities are generally valued at their official closing price, the last reported sales price, or if there were no sales that day, the mean between the closing bid and asking prices. When a fund determines that market quotations either are not readily available or do not accurately reflect the value of a security, the security is priced at *fair value* (the amount that the owner might reasonably expect to receive upon the current sale of the security).

The values of any foreign securities held by a fund are converted into U.S. dollars using an exchange rate obtained from an independent third party as of the close of regular trading on the NYSE. The values of any mutual fund shares, including institutional money market fund shares, held by a fund are based on the NAVs of the shares. The values of any ETF shares or closed-end fund shares held by a fund are based on the market value of the shares.

A fund also will use fair-value pricing if the value of a security it holds has been materially affected by events occurring before the fund's pricing time but after the close of the principal exchange or market on which the security is traded. This most commonly occurs with foreign securities, which may trade on foreign exchanges that close many hours before the fund's pricing time. Intervening events might be company-specific (e.g., earnings report, merger announcement) or country-specific or regional/global (e.g., natural disaster, economic or political news, interest rate change, act of terrorism). Intervening events include price movements in U.S. markets that exceed a specified threshold or that are otherwise deemed to affect the value of foreign securities.

Fair-value pricing may be used for domestic securities—for example, if (1) trading in a security is halted and does not resume before the fund's pricing time or a security does not trade in the course of a day and (2) the fund holds enough of the security that its price could affect the NAV.

Fair-value prices are determined by Vanguard according to procedures adopted by the board of trustees. When fair-value pricing is employed, the prices of securities used by a fund to calculate the NAV may differ from quoted or published prices for the same securities.

Each Fund has authorized certain financial intermediaries and their designees, and may, from time to time, authorize certain funds for which Vanguard serves as the investment advisor (Vanguard Fund of Funds), to accept orders to buy or sell fund shares on its behalf. The Fund will be deemed to receive an order when accepted by the financial intermediary, its designee, or one of the Vanguard Funds of Funds, and the order will receive the NAV next computed by the Fund after such acceptance.

Vanguard's website will show the previous day's closing NAV and closing market price for each Fund's ETF Shares.



## **Additional Information**

The Trust's Bylaws designate Delaware courts as the exclusive forum for certain claims against or related to the Trust, a trustee, an officer, or other employee of the Trust except that, unless the Trust otherwise consents in writing, the U.S. Federal District Courts are the exclusive forum for the resolution of complaints under the Securities Act of 1933 or the 1940 Act. These provisions may limit a shareholder's ability to bring a claim in a different forum and may result in increased shareholder costs in pursuing such a claim.

Vanguard Fund	Inception Date	Vanguard Fund Number	CUSIP Number
<b>Vanguard Total Stock Market Index Fund</b>			
ETF Shares	5/24/2001 (Investor Shares—4/27/1992)	970	922908769
<b>Vanguard Extended Market Index Fund</b>			
ETF Shares	12/27/2001 (Investor Shares—12/21/1987)	965	922908652
<b>Vanguard Large-Cap Index Fund</b>			
ETF Shares	1/27/2004 (Investor Shares—1/30/2004)	961	922908637
<b>Vanguard Mid-Cap Index Fund</b>			
ETF Shares	1/26/2004 (Investor Shares—5/21/1998)	939	922908629
<b>Vanguard Small-Cap Index Fund</b>			
ETF Shares	1/26/2004 (Investor Shares—10/3/1960)	969	922908751
<b>Vanguard Value Index Fund</b>			
ETF Shares	1/26/2004 (Investor Shares—11/2/1992)	966	922908744
<b>Vanguard Mid-Cap Value Index Fund</b>			
ETF Shares	8/17/2006 (Investor Shares—8/24/2006)	935	922908512
<b>Vanguard Small-Cap Value Index Fund</b>			
ETF Shares	1/26/2004 (Investor Shares—5/21/1998)	937	922908611
<b>Vanguard Growth Index Fund</b>			
ETF Shares	1/26/2004 (Investor Shares—11/2/1992)	967	922908736
<b>Vanguard Mid-Cap Growth Index Fund</b>			
ETF Shares	8/17/2006 (Investor Shares—8/24/2006)	932	922908538
<b>Vanguard Small-Cap Growth Index Fund</b>			
ETF Shares	1/26/2004 (Investor Shares—5/21/1998)	938	922908595

Certain affiliates of the Funds and the advisor may purchase and resell ETF Shares pursuant to the prospectus.

CGS identifiers have been provided by CUSIP Global Services, managed on behalf of the American Bankers Association by FactSet Research Systems Inc., and are not for use or dissemination in a manner that would serve as a substitute for any CUSIP service. The CUSIP Database, © 2025 American Bankers Association. "CUSIP" is a registered trademark of the American Bankers Association.

## Financial Highlights

Financial highlights information is intended to help you understand a fund's performance for the past five years (or, if shorter, its period of operations). Certain information reflects financial results for a single fund share. Total return represents the rate that an investor would have earned or lost each period on an investment in a fund or share class (assuming reinvestment of all distributions). This information has been obtained from the financial statements audited by PricewaterhouseCoopers LLP, an independent registered public accounting firm, whose report, along with fund financial statements, is included in a fund's most recent annual Financial Statements and Other Information. You may obtain a free copy of a fund's latest disclosure documents upon request.

### Vanguard Total Stock Market Index Fund ETF Shares

For a Share Outstanding Throughout Each Period	Year Ended December 31,				
	2024	2023	2022	2021	2020
<b>Net Asset Value, Beginning of Period</b>	<b>\$237.25</b>	<b>\$191.25</b>	<b>\$241.49</b>	<b>\$194.61</b>	<b>\$163.70</b>
<b>Investment Operations</b>					
Net Investment Income <sup>1</sup>	3.561	3.411	3.191	2.912	2.831
Capital Gain Distributions Received	—	.000 <sup>1,2</sup>	.000 <sup>1,2</sup>	.000 <sup>1,2</sup>	—
Net Realized and Unrealized Gain (Loss) on Investments	52.563	46.002	(50.248)	46.898	30.848
Total from Investment Operations	56.124	49.413	(47.057)	49.810	33.679
<b>Distributions</b>					
Dividends from Net Investment Income	(3.674)	(3.413)	(3.183)	(2.930)	(2.769)
Distributions from Realized Capital Gains	—	—	—	—	—
Total Distributions	(3.674)	(3.413)	(3.183)	(2.930)	(2.769)
<b>Net Asset Value, End of Period</b>	<b>\$289.70</b>	<b>\$237.25</b>	<b>\$191.25</b>	<b>\$241.49</b>	<b>\$194.61</b>
<b>Total Return</b>	<b>23.75%</b>	<b>26.03%</b>	<b>-19.50%</b>	<b>25.72%</b>	<b>20.95%</b>
<b>Ratios/Supplemental Data</b>					
Net Assets, End of Period (Millions)	\$456,499	\$347,955	\$261,084	\$299,088	\$202,075
Ratio of Total Expenses to Average Net Assets	0.03%	0.03% <sup>3</sup>	0.03% <sup>3</sup>	0.03%	0.03%
Ratio of Net Investment Income to Average Net Assets	1.33%	1.60%	1.55%	1.31%	1.73%
Portfolio Turnover Rate <sup>4</sup>	2%	2%	3%	4%	8%

1 Calculated based on average shares outstanding.

2 Distribution was less than \$.001 per share.

3 The ratio of expenses to average net assets for the period net of reduction from custody fee offset arrangements was 0.03%.

4 Excludes the value of portfolio securities received or delivered as a result of in-kind purchases or redemptions of the fund's capital shares, including ETF Creation Units.

## Vanguard Extended Market Index Fund ETF Shares

For a Share Outstanding Throughout Each Period	Year Ended December 31,				
	2024	2023	2022	2021	2020
<b>Net Asset Value, Beginning of Period</b>	<b>\$164.34</b>	<b>\$132.92</b>	<b>\$182.81</b>	<b>\$164.43</b>	<b>\$126.02</b>
<b>Investment Operations</b>					
Net Investment Income <sup>1</sup>	2.173	2.086	1.914	1.867	1.509
Net Realized and Unrealized Gain (Loss) on Investments	25.463	31.415	(50.278)	18.576	38.668
Total from Investment Operations	27.636	33.501	(48.364)	20.443	40.177
<b>Distributions</b>					
Dividends from Net Investment Income	(2.076)	(2.081)	(1.526)	(2.063)	(1.767)
Distributions from Realized Capital Gains	—	—	—	—	—
Total Distributions	(2.076)	(2.081)	(1.526)	(2.063)	(1.767)
<b>Net Asset Value, End of Period</b>	<b>\$189.90</b>	<b>\$164.34</b>	<b>\$132.92</b>	<b>\$182.81</b>	<b>\$164.43</b>
<b>Total Return</b>	<b>16.90%</b>	<b>25.39%</b>	<b>-26.46%</b>	<b>12.44%</b>	<b>32.20%</b>
<b>Ratios/Supplemental Data</b>					
Net Assets, End of Period (Millions)	\$21,305	\$17,606	\$13,089	\$17,593	\$13,761
Ratio of Total Expenses to Average Net Assets	0.06%	0.06% <sup>2</sup>	0.06% <sup>2</sup>	0.06%	0.06%
Ratio of Net Investment Income to Average Net Assets	1.24%	1.44%	1.31%	1.02%	1.20%
Portfolio Turnover Rate <sup>3</sup>	11%	11%	11%	19%	19%

1 Calculated based on average shares outstanding.

2 The ratio of expenses to average net assets for the period net of reduction from custody fee offset arrangements was 0.06%.

3 Excludes the value of portfolio securities received or delivered as a result of in-kind purchases or redemptions of the fund's capital shares, including ETF Creation Units.

## Vanguard Large-Cap Index Fund ETF Shares

For a Share Outstanding Throughout Each Period	Year Ended December 31,				
	2024	2023	2022	2021	2020
<b>Net Asset Value, Beginning of Period</b>	<b>\$218.35</b>	<b>\$174.22</b>	<b>\$220.44</b>	<b>\$175.80</b>	<b>\$147.88</b>
<b>Investment Operations</b>					
Net Investment Income <sup>1</sup>	3.240	3.079	2.905	2.646	2.594
Net Realized and Unrealized Gain (Loss) on Investments	51.408	44.134	(46.233)	44.617	27.890
Total from Investment Operations	54.648	47.213	(43.328)	47.263	30.484
<b>Distributions</b>					
Dividends from Net Investment Income	(3.338)	(3.083)	(2.892)	(2.623)	(2.564)
Distributions from Realized Capital Gains	—	—	—	—	—
Total Distributions	(3.338)	(3.083)	(2.892)	(2.623)	(2.564)
<b>Net Asset Value, End of Period</b>	<b>\$269.66</b>	<b>\$218.35</b>	<b>\$174.22</b>	<b>\$220.44</b>	<b>\$175.80</b>
<b>Total Return</b>	<b>25.12%</b>	<b>27.29%</b>	<b>-19.68%</b>	<b>27.02%</b>	<b>20.99%</b>
<b>Ratios/Supplemental Data</b>					
Net Assets, End of Period (Millions)	\$39,086	\$30,728	\$24,137	\$28,242	\$21,540
Ratio of Total Expenses to Average Net Assets	0.04% <sup>2</sup>	0.04% <sup>2</sup>	0.04% <sup>2</sup>	0.04%	0.04%
Ratio of Net Investment Income to Average Net Assets	1.30%	1.57%	1.55%	1.33%	1.74%
Portfolio Turnover Rate <sup>3</sup>	2%	2%	3%	4%	3%

1 Calculated based on average shares outstanding.

2 The ratio of expenses to average net assets for the period net of reduction from custody fee offset arrangements was 0.04%.

3 Excludes the value of portfolio securities received or delivered as a result of in-kind purchases or redemptions of the fund's capital shares, including ETF Creation Units.

## Vanguard Mid-Cap Index Fund ETF Shares

For a Share Outstanding Throughout Each Period	Year Ended December 31,				
	2024	2023	2022	2021	2020
<b>Net Asset Value, Beginning of Period</b>	<b>\$232.58</b>	<b>\$203.84</b>	<b>\$254.69</b>	<b>\$207.00</b>	<b>\$178.14</b>
<b>Investment Operations</b>					
Net Investment Income <sup>1</sup>	3.820	3.589	3.302	2.741	2.772
Net Realized and Unrealized Gain (Loss) on Investments	31.443	28.686	(50.886)	47.811	29.084
Total from Investment Operations	35.263	32.275	(47.584)	50.552	31.856
<b>Distributions</b>					
Dividends from Net Investment Income	(3.943)	(3.535)	(3.266)	(2.862)	(2.996)
Distributions from Realized Capital Gains	—	—	—	—	—
Total Distributions	(3.943)	(3.535)	(3.266)	(2.862)	(2.996)
<b>Net Asset Value, End of Period</b>	<b>\$263.90</b>	<b>\$232.58</b>	<b>\$203.84</b>	<b>\$254.69</b>	<b>\$207.00</b>
<b>Total Return</b>	<b>15.23%</b>	<b>15.99%</b>	<b>-18.68%</b>	<b>24.52%</b>	<b>18.22%</b>
<b>Ratios/Supplemental Data</b>					
Net Assets, End of Period (Millions)	\$72,477	\$59,376	\$49,861	\$57,774	\$41,587
Ratio of Total Expenses to Average Net Assets	0.04%	0.04% <sup>2</sup>	0.04% <sup>2</sup>	0.04%	0.04%
Ratio of Net Investment Income to Average Net Assets	1.52%	1.68%	1.53%	1.16%	1.61%
Portfolio Turnover Rate <sup>3</sup>	16%	13%	12%	16%	26%

1 Calculated based on average shares outstanding.

2 The ratio of expenses to average net assets for the period net of reduction from custody fee offset arrangements was 0.04%.

3 Excludes the value of portfolio securities received or delivered as a result of in-kind purchases or redemptions of the fund's capital shares, including ETF Creation Units.

## Vanguard Small-Cap Index Fund ETF Shares

For a Share Outstanding Throughout Each Period	Year Ended December 31,				
	2024	2023	2022	2021	2020
<b>Net Asset Value, Beginning of Period</b>	<b>\$213.26</b>	<b>\$183.52</b>	<b>\$226.15</b>	<b>\$194.54</b>	<b>\$165.64</b>
<b>Investment Operations</b>					
Net Investment Income <sup>1</sup>	3.248	3.218	2.891	2.769	2.262
Net Realized and Unrealized Gain (Loss) on Investments	26.944	29.839	(42.700)	31.637	28.863
Total from Investment Operations	30.192	33.057	(39.809)	34.406	31.125
<b>Distributions</b>					
Dividends from Net Investment Income	(3.132)	(3.317)	(2.821)	(2.796)	(2.225)
Distributions from Realized Capital Gains	—	—	—	—	—
Total Distributions	(3.132)	(3.317)	(2.821)	(2.796)	(2.225)
<b>Net Asset Value, End of Period</b>	<b>\$240.32</b>	<b>\$213.26</b>	<b>\$183.52</b>	<b>\$226.15</b>	<b>\$194.54</b>
<b>Total Return</b>	<b>14.23%</b>	<b>18.21%</b>	<b>-17.60%</b>	<b>17.72%</b>	<b>19.08%</b>
<b>Ratios/Supplemental Data</b>					
Net Assets, End of Period (Millions)	\$63,271	\$50,492	\$40,593	\$50,187	\$37,492
Ratio of Total Expenses to Average Net Assets	0.05%	0.05%	0.05% <sup>2</sup>	0.05%	0.05%
Ratio of Net Investment Income to Average Net Assets	1.43%	1.66%	1.49%	1.25%	1.47%
Portfolio Turnover Rate <sup>3</sup>	13%	12%	14%	17%	22%

1 Calculated based on average shares outstanding.

2 The ratio of expenses to average net assets for the period net of reduction from custody fee offset arrangements was 0.05%.

3 Excludes the value of portfolio securities received or delivered as a result of in-kind purchases or redemptions of the fund's capital shares, including ETF Creation Units.



## Vanguard Value Index Fund ETF Shares

For a Share Outstanding Throughout Each Period	Year Ended December 31,				
	2024	2023	2022	2021	2020
<b>Net Asset Value, Beginning of Period</b>	<b>\$149.41</b>	<b>\$140.37</b>	<b>\$147.08</b>	<b>\$118.98</b>	<b>\$119.90</b>
<b>Investment Operations</b>					
Net Investment Income <sup>1</sup>	3.731	3.677	3.529	3.212	3.055
Net Realized and Unrealized Gain (Loss) on Investments	20.055	9.034	(6.707)	28.045	(.935)
Total from Investment Operations	23.786	12.711	(3.178)	31.257	2.120
<b>Distributions</b>					
Dividends from Net Investment Income	(3.916)	(3.671)	(3.532)	(3.157)	(3.040)
Distributions from Realized Capital Gains	—	—	—	—	—
Total Distributions	(3.916)	(3.671)	(3.532)	(3.157)	(3.040)
<b>Net Asset Value, End of Period</b>	<b>\$169.28</b>	<b>\$149.41</b>	<b>\$140.37</b>	<b>\$147.08</b>	<b>\$118.98</b>
<b>Total Return</b>	<b>16.00%</b>	<b>9.26%</b>	<b>-2.05%</b>	<b>26.47%</b>	<b>2.23%</b>
<b>Ratios/Supplemental Data</b>					
Net Assets, End of Period (Millions)	\$128,419	\$106,042	\$99,459	\$92,776	\$61,580
Ratio of Total Expenses to Average Net Assets	0.04% <sup>2</sup>	0.04% <sup>2</sup>	0.04% <sup>2</sup>	0.04%	0.04%
Ratio of Net Investment Income to Average Net Assets	2.27%	2.61%	2.52%	2.35%	2.87%
Portfolio Turnover Rate <sup>3</sup>	9%	10%	5%	9%	10%

1 Calculated based on average shares outstanding.

2 The ratio of expenses to average net assets for the period net of reduction from custody fee offset arrangements was 0.04%.

3 Excludes the value of portfolio securities received or delivered as a result of in-kind purchases or redemptions of the fund's capital shares, including ETF Creation Units.

## Vanguard Mid-Cap Value Index Fund ETF Shares

For a Share Outstanding Throughout Each Period	Year Ended December 31,				
	2024	2023	2022	2021	2020
<b>Net Asset Value, Beginning of Period</b>	<b>\$144.93</b>	<b>\$135.28</b>	<b>\$150.26</b>	<b>\$118.93</b>	<b>\$119.27</b>
<b>Investment Operations</b>					
Net Investment Income <sup>1</sup>	3.339	3.249	3.091	2.744	2.781 <sup>2</sup>
Net Realized and Unrealized Gain (Loss) on Investments	16.887	9.695	(14.996)	31.258	(.310)
Total from Investment Operations	20.226	12.944	(11.905)	34.002	2.471
<b>Distributions</b>					
Dividends from Net Investment Income	(3.416)	(3.294)	(3.075)	(2.672)	(2.811)
Distributions from Realized Capital Gains	—	—	—	—	—
Total Distributions	(3.416)	(3.294)	(3.075)	(2.672)	(2.811)
<b>Net Asset Value, End of Period</b>	<b>\$161.74</b>	<b>\$144.93</b>	<b>\$135.28</b>	<b>\$150.26</b>	<b>\$118.93</b>
<b>Total Return</b>	<b>14.03%</b>	<b>9.77%</b>	<b>-7.88%</b>	<b>28.74%</b>	<b>2.50%</b>
<b>Ratios/Supplemental Data</b>					
Net Assets, End of Period (Millions)	\$17,374	\$16,320	\$15,995	\$16,086	\$11,061
Ratio of Total Expenses to Average Net Assets	0.07%	0.07% <sup>3</sup>	0.07% <sup>3</sup>	0.07%	0.07%
Ratio of Net Investment Income to Average Net Assets	2.13%	2.38%	2.22%	1.96%	2.69% <sup>2</sup>
Portfolio Turnover Rate <sup>4</sup>	19%	22%	18%	17%	39%

1 Calculated based on average shares outstanding.

2 Net investment income per share and the ratio of net investment income to average net assets include \$.362 and 0.35%, respectively, resulting from a special dividend from NortonLifeLock Inc. in February 2020.

3 The ratio of expenses to average net assets for the period net of reduction from custody fee offset arrangements was 0.07%.

4 Excludes the value of portfolio securities received or delivered as a result of in-kind purchases or redemptions of the fund's capital shares, including ETF Creation Units.

## Vanguard Small-Cap Value Index Fund ETF Shares

For a Share Outstanding Throughout Each Period	Year Ended December 31,				
	2024	2023	2022	2021	2020
<b>Net Asset Value, Beginning of Period</b>	<b>\$180.00</b>	<b>\$158.84</b>	<b>\$178.77</b>	<b>\$142.13</b>	<b>\$137.05</b>
<b>Investment Operations</b>					
Net Investment Income <sup>1</sup>	3.865	3.809	3.273	3.131	2.584
Net Realized and Unrealized Gain (Loss) on Investments	18.275	21.159	(19.975)	36.640	4.884
Total from Investment Operations	22.140	24.968	(16.702)	39.771	7.468
<b>Distributions</b>					
Dividends from Net Investment Income	(3.920)	(3.808)	(3.228)	(3.131)	(2.388)
Distributions from Realized Capital Gains	—	—	—	—	—
Total Distributions	(3.920)	(3.808)	(3.228)	(3.131)	(2.388)
<b>Net Asset Value, End of Period</b>	<b>\$198.22</b>	<b>\$180.00</b>	<b>\$158.84</b>	<b>\$178.77</b>	<b>\$142.13</b>
<b>Total Return</b>	<b>12.39%</b>	<b>16.00%</b>	<b>-9.29%</b>	<b>28.07%</b>	<b>5.82%</b>
<b>Ratios/Supplemental Data</b>					
Net Assets, End of Period (Millions)	\$31,120	\$27,036	\$23,786	\$26,854	\$17,837
Ratio of Total Expenses to Average Net Assets	0.07%	0.07% <sup>2</sup>	0.07% <sup>2</sup>	0.07%	0.07%
Ratio of Net Investment Income to Average Net Assets	2.02%	2.33%	1.99%	1.84%	2.23%
Portfolio Turnover Rate <sup>3</sup>	16%	16%	13%	16%	26%

1 Calculated based on average shares outstanding.

2 The ratio of expenses to average net assets for the period net of reduction from custody fee offset arrangements was 0.07%.

3 Excludes the value of portfolio securities received or delivered as a result of in-kind purchases or redemptions of the fund's capital shares, including ETF Creation Units.

## Vanguard Growth Index Fund ETF Shares

For a Share Outstanding Throughout Each Period	Year Ended December 31,				
	2024	2023	2022	2021	2020
<b>Net Asset Value, Beginning of Period</b>	<b>\$310.82</b>	<b>\$213.14</b>	<b>\$320.83</b>	<b>\$253.44</b>	<b>\$182.31</b>
<b>Investment Operations</b>					
Net Investment Income <sup>1</sup>	1.869	1.786	1.584	1.483	1.683
Net Realized and Unrealized Gain (Loss) on Investments	99.564	97.696	(107.775)	67.447	71.131
Total from Investment Operations	101.433	99.482	(106.191)	68.930	72.814
<b>Distributions</b>					
Dividends from Net Investment Income	(1.913)	(1.802)	(1.499)	(1.540)	(1.684)
Distributions from Realized Capital Gains	—	—	—	—	—
Total Distributions	(1.913)	(1.802)	(1.499)	(1.540)	(1.684)
<b>Net Asset Value, End of Period</b>	<b>\$410.34</b>	<b>\$310.82</b>	<b>\$213.14</b>	<b>\$320.83</b>	<b>\$253.44</b>
<b>Total Return</b>	<b>32.68%</b>	<b>46.78%</b>	<b>-33.13%</b>	<b>27.26%</b>	<b>40.16%</b>
<b>Ratios/Supplemental Data</b>					
Net Assets, End of Period (Millions)	\$155,885	\$104,484	\$68,198	\$90,506	\$68,474
Ratio of Total Expenses to Average Net Assets	0.04% <sup>2</sup>	0.04% <sup>2</sup>	0.04% <sup>2</sup>	0.04%	0.04%
Ratio of Net Investment Income to Average Net Assets	0.51%	0.67%	0.64%	0.52%	0.81%
Portfolio Turnover Rate <sup>3</sup>	11%	5%	5%	8%	6%

1 Calculated based on average shares outstanding.

2 The ratio of expenses to average net assets for the period net of reduction from custody fee offset arrangements was 0.04%.

3 Excludes the value of portfolio securities received or delivered as a result of in-kind purchases or redemptions of the fund's capital shares, including ETF Creation Units.

## Vanguard Mid-Cap Growth Index Fund ETF Shares

For a Share Outstanding Throughout Each Period	Year Ended December 31,				
	2024	2023	2022	2021	2020
<b>Net Asset Value, Beginning of Period</b>	<b>\$219.60</b>	<b>\$179.73</b>	<b>\$254.49</b>	<b>\$212.00</b>	<b>\$158.76</b>
<b>Investment Operations</b>					
Net Investment Income <sup>1</sup>	1.691	1.601	1.405	.870	1.074
Net Realized and Unrealized Gain (Loss) on Investments	34.261	39.835	(74.767)	42.479	53.347
Total from Investment Operations	35.952	41.436	(73.362)	43.349	54.421
<b>Distributions</b>					
Dividends from Net Investment Income	(1.702)	(1.566)	(1.398)	(.859)	(1.181)
Distributions from Realized Capital Gains	—	—	—	—	—
Total Distributions	(1.702)	(1.566)	(1.398)	(.859)	(1.181)
<b>Net Asset Value, End of Period</b>	<b>\$253.85</b>	<b>\$219.60</b>	<b>\$179.73</b>	<b>\$254.49</b>	<b>\$212.00</b>
<b>Total Return</b>	<b>16.41%</b>	<b>23.14%</b>	<b>-28.84%</b>	<b>20.47%</b>	<b>34.46%</b>
<b>Ratios/Supplemental Data</b>					
Net Assets, End of Period (Millions)	\$15,144	\$11,851	\$9,313	\$12,798	\$10,164
Ratio of Total Expenses to Average Net Assets	0.07%	0.07%	0.07% <sup>2</sup>	0.07%	0.07%
Ratio of Net Investment Income to Average Net Assets	0.72%	0.81%	0.72%	0.37%	0.63%
Portfolio Turnover Rate <sup>3</sup>	21%	14%	22%	25%	22%

1 Calculated based on average shares outstanding.

2 The ratio of expenses to average net assets for the period net of reduction from custody fee offset arrangements was 0.07%.

3 Excludes the value of portfolio securities received or delivered as a result of in-kind purchases or redemptions of the fund's capital shares, including ETF Creation Units.

## Vanguard Small-Cap Growth Index Fund ETF Shares

For a Share Outstanding Throughout Each Period	Year Ended December 31,				
	2024	2023	2022	2021	2020
<b>Net Asset Value, Beginning of Period</b>	<b>\$241.70</b>	<b>\$200.53</b>	<b>\$281.61</b>	<b>\$267.36</b>	<b>\$198.68</b>
<b>Investment Operations</b>					
Net Investment Income <sup>1</sup>	1.558	1.449	1.623	1.291	1.129
Net Realized and Unrealized Gain (Loss) on Investments	38.195	41.356	(81.603)	13.975	68.729
Total from Investment Operations	39.753	42.805	(79.980)	15.266	69.858
<b>Distributions</b>					
Dividends from Net Investment Income	(1.503)	(1.635)	(1.100)	(1.016)	(1.178)
Distributions from Realized Capital Gains	—	—	—	—	—
Total Distributions	(1.503)	(1.635)	(1.100)	(1.016)	(1.178)
<b>Net Asset Value, End of Period</b>	<b>\$279.95</b>	<b>\$241.70</b>	<b>\$200.53</b>	<b>\$281.61</b>	<b>\$267.36</b>
<b>Total Return</b>	<b>16.49%</b>	<b>21.42%</b>	<b>-28.40%</b>	<b>5.71%</b>	<b>35.29%</b>
<b>Ratios/Supplemental Data</b>					
Net Assets, End of Period (Millions)	\$19,514	\$15,546	\$12,036	\$16,379	\$14,436
Ratio of Total Expenses to Average Net Assets	0.07%	0.07%	0.07% <sup>2</sup>	0.07%	0.07%
Ratio of Net Investment Income to Average Net Assets	0.60%	0.66%	0.74%	0.45%	0.55%
Portfolio Turnover Rate <sup>3</sup>	21%	19%	24%	29%	24%

1 Calculated based on average shares outstanding.

2 The ratio of expenses to average net assets for the period net of reduction from custody fee offset arrangements was 0.07%.

3 Excludes the value of portfolio securities received or delivered as a result of in-kind purchases or redemptions of the fund's capital shares, including ETF Creation Units.

CFA® is a registered trademark owned by CFA Institute.

Center for Research in Security Prices, LLC (CRSP®) and its third-party suppliers have exclusive proprietary rights in the CRSP® Index Data, which has been licensed for use by Vanguard but is and shall remain valuable intellectual property owned by, and/or licensed to, CRSP®. The Vanguard Funds are not sponsored, endorsed, sold or promoted by CRSP®, The University of Chicago, or The University of Chicago Booth School of Business and neither CRSP®, The University of Chicago, or The University of Chicago Booth School of Business, make any representation regarding the advisability of investing in the Vanguard Funds.

The S&P Completion Index is a product of S&P Dow Jones Indices LLC, a division of S&P Global, or its affiliates ("SPDJI") and has been licensed for use by Vanguard. Standard & Poor's® and S&P® are registered trademarks of Standard & Poor's Financial Services LLC, a division of S&P Global ("S&P") and Dow Jones® is a registered trademark of Dow Jones Trademark Holdings LLC ("Dow Jones"). The trademarks have been licensed to SPDJI and have been sublicensed for use for certain purposes by Vanguard. Vanguard Extended Market ETF is not sponsored, endorsed, sold or promoted by SPDJI, Dow Jones, S&P, or any of their respective affiliates (collectively, "S&P Dow Jones Indices"). S&P Dow Jones Indices makes no representation or warranty, express or implied, to the owners of Vanguard Extended Market ETF or any member of the public regarding the advisability of investing in securities generally or in Vanguard Extended Market ETF particularly or the ability of the S&P Completion Index to track general market performance. S&P Dow Jones Indices' only relationship to Vanguard with respect to the S&P Completion Index is the licensing of the Index and certain trademarks, service marks and/or trade names of S&P Dow Jones Indices and/or its licensors. The S&P Completion Index is determined, composed and calculated by S&P Dow Jones Indices without regard to Vanguard or Vanguard Extended Market ETF. S&P Dow Jones Indices has no obligation to take the needs of Vanguard or the owners of Vanguard Extended Market ETF into consideration in determining, composing or calculating the S&P Completion Index. S&P Dow Jones Indices is not responsible for and has not participated in the determination of the prices, and amount of Vanguard Extended Market ETF or the timing of the issuance or sale of Vanguard Extended Market ETF or in the determination or calculation of the equation by which Vanguard Extended Market ETF is to be converted into cash, surrendered or redeemed, as the case may be. S&P Dow Jones Indices has no obligation or liability in connection with the administration, marketing or trading of Vanguard Extended Market ETF. There is no assurance that investment products based on the S&P Completion Index will accurately track index performance or provide positive investment returns. S&P Dow Jones Indices LLC is not an investment advisor. Inclusion of a security within an index is not a recommendation by S&P Dow Jones Indices to buy, sell, or hold such security, nor is it considered to be investment advice.

S&P DOW JONES INDICES DOES NOT GUARANTEE THE ADEQUACY, ACCURACY, TIMELINESS AND/OR THE COMPLETENESS OF THE INDEX OR ANY DATA RELATED THERETO OR ANY COMMUNICATION, INCLUDING BUT NOT LIMITED TO, ORAL OR WRITTEN COMMUNICATION (INCLUDING ELECTRONIC COMMUNICATIONS) WITH RESPECT THERETO. S&P DOW JONES INDICES SHALL NOT BE SUBJECT TO ANY DAMAGES OR LIABILITY FOR ANY ERRORS, OMISSIONS, OR DELAYS THEREIN. S&P DOW JONES INDICES MAKES NO EXPRESS OR IMPLIED WARRANTIES, AND EXPRESSLY DISCLAIMS ALL WARRANTIES, OF MERCHANTABILITY OR FITNESS FOR A PARTICULAR PURPOSE OR USE OR AS TO RESULTS TO BE OBTAINED BY VANGUARD, OWNERS OF VANGUARD EXTENDED MARKET ETF, OR ANY OTHER PERSON OR ENTITY FROM THE USE OF THE INDEX OR WITH RESPECT TO ANY DATA RELATED THERETO.

WITHOUT LIMITING ANY OF THE FOREGOING, IN NO EVENT WHATSOEVER SHALL S&P DOW JONES INDICES BE LIABLE FOR ANY INDIRECT, SPECIAL, INCIDENTAL, PUNITIVE, OR CONSEQUENTIAL DAMAGES INCLUDING BUT NOT LIMITED TO, LOSS OF PROFITS, TRADING LOSSES, LOST TIME OR GOODWILL, EVEN IF THEY HAVE BEEN ADVISED OF THE POSSIBILITY OF SUCH DAMAGES, WHETHER IN CONTRACT, TORT, STRICT LIABILITY, OR OTHERWISE. THERE ARE NO THIRD PARTY BENEFICIARIES OF ANY AGREEMENTS OR ARRANGEMENTS BETWEEN S&P DOW JONES INDICES AND VANGUARD, OTHER THAN THE LICENSORS OF S&P DOW JONES INDICES.



## Glossary of Investment Terms

**Authorized Participant.** Institutional investors that are permitted to purchase Creation Units directly from, and redeem Creation Units directly with, the issuing fund. To be an Authorized Participant, an entity must be a participant in the Depository Trust Company and must enter into an agreement with the fund's Distributor.

**Bid-Ask Spread.** The difference between the highest price a buyer is willing to pay to purchase ETF Shares (bid) and the lowest price a seller is willing to accept for ETF Shares (ask) when buying or selling shares in the secondary market.

**Capital Gains Distributions.** Payments to fund shareholders of gains realized on securities that a fund has sold at a profit, minus any realized losses.

**Common Stock.** A security representing ownership rights in a corporation.

**Creation Unit.** A large block of a specified number of ETF Shares. Certain broker-dealers known as "Authorized Participants" may purchase and redeem ETF Shares from the issuing fund in Creation Unit size blocks.

**Dividend Distributions.** Payments to fund shareholders of income from interest or dividends generated by a fund's investments.

**Dow Jones U.S. Total Stock Market Float Adjusted Index.** An index designed to measure all U.S. equity issues with readily available prices.

**Ex-Dividend Date.** The date when a distribution of dividends and/or capital gains is deducted from the share price of a mutual fund, ETF, or stock. On the ex-dividend date, the share price drops by the amount of the distribution per share (plus or minus any market activity).

**Expense Ratio.** A fund's total annual operating expenses expressed as a percentage of the fund's average net assets. The expense ratio includes management and administrative expenses, but it does not include the transaction costs of buying and selling portfolio securities.

**Inception Date.** The date on which the assets of a fund (or one of its share classes) are first invested in accordance with the fund's investment objective. For funds with a subscription period, the inception date is the day after that period ends. Investment performance is generally measured from the inception date.

**Joint Committed Credit Facility.** Each Fund participates, along with other funds managed by Vanguard, in a committed credit facility provided by a syndicate of lenders pursuant to a credit agreement that may be renewed annually; each Vanguard fund is individually liable for its borrowings, if any, under the credit

facility. The amount and terms of the committed credit facility are subject to approval by the Funds' board of trustees and renegotiation with the lender syndicate on an annual basis.

**Median Market Capitalization.** An indicator of the size of companies in which a fund invests; the midpoint of market capitalization (market price x shares outstanding) of a fund's stocks, weighted by the proportion of the fund's assets invested in each stock. Stocks representing half of the fund's assets have market capitalizations above the median, and the rest are below it.

**Mutual Fund.** An investment company that pools the money of many people and invests it in a variety of securities in an effort to achieve a specific objective over time.

**New York Stock Exchange (NYSE).** A stock exchange based in New York City that is open for regular trading on business days, Monday through Friday, from 9:30 a.m. to 4 p.m., Eastern time.

**Price/Earnings (P/E) Ratio.** The current share price of a stock, divided by its per-share earnings (profits). A stock selling for \$20, with earnings of \$2 per share, has a price/earnings ratio of 10.

**Return of Capital.** A return of capital occurs when a fund's distributions exceed its earnings in a fiscal year. A return of capital is a return of all or part of your original investment or amounts paid in excess of your original investment in a fund. In general, a return of capital reduces your cost basis in a fund's shares and is not taxable to you until your cost basis has been reduced to zero.

**Securities.** Stocks, bonds, money market instruments, and other investments.

**Total Return.** A percentage change, over a specified time period, in a fund's net asset value, assuming the reinvestment of all distributions of dividends and capital gains.

**Volatility.** The fluctuations in value of a mutual fund or other security. The greater a fund's volatility, the wider the fluctuations in its returns.

**Yield.** Income (interest or dividends) earned by an investment, expressed as a percentage of the investment's price.

This page intentionally left blank.

This page intentionally left blank.



**Connect with Vanguard®** > [vanguard.com](https://vanguard.com)

#### **For More Information**

If you would like more information about Vanguard U.S. Stock ETFs, the following documents are available free upon request:

#### **Annual/Semiannual Reports to Shareholders and Form N-CSR**

Additional information about the Funds' investments is available in the Funds' annual and semiannual reports to shareholders and in Form N-CSR. In the annual reports, you will find a discussion of the market conditions and investment strategies that significantly affected the Funds' performance during their last fiscal year. In Form N-CSR, you will find the Funds' annual and semiannual financial statements.

#### **Statement of Additional Information (SAI)**

The SAI provides more detailed information about the Funds' ETF Shares and is incorporated by reference into (and thus legally a part of) this prospectus.

To obtain a free copy of the latest annual or semiannual reports, financial statements, or the SAI, or to request additional information about Vanguard ETF Shares, please visit <https://vgi.vg/fund-literature> or contact us as follows:

Telephone: 866-499-8473; Text telephone for people with hearing impairment: 800-749-7273

#### **Information Provided by the SEC**

Reports and other information about the Funds are available in the EDGAR database on the SEC's website at [sec.gov](https://sec.gov), or you can receive copies of this information, for a fee, by electronic request at the following email address: [publicinfo@sec.gov](mailto:publicinfo@sec.gov).

Funds' Investment Company Act file number: 811-02652

# PART B

## VANGUARD® INDEX FUNDS

### STATEMENT OF ADDITIONAL INFORMATION

April 29, 2025

This Statement of Additional Information (SAI) is not a prospectus but should be read in conjunction with a Fund's current prospectus (dated April 29, 2025). To obtain, without charge, a prospectus, the most recent report to shareholders, or a Fund's [financial statements](#) hereby incorporated by reference, please visit <https://vgi.vg/fund-literature> or contact The Vanguard Group, Inc. (Vanguard).

Phone: Investor Information Department at 800-662-7447

Online: [vanguard.com](https://vanguard.com)

#### TABLE OF CONTENTS

Description of the Trust.....	B-1
Fundamental Policies .....	B-4
Investment Strategies, Risks, and Nonfundamental Policies.....	B-5
Share Price .....	B-23
Purchase and Redemption of Shares .....	B-24
Management of the Funds .....	B-25
Investment Advisory and Other Services .....	B-50
Portfolio Transactions .....	B-55
Proxy Voting .....	B-58
Information About the ETF Share Class .....	B-58
Financial Statements .....	B-66
Appendix A .....	B-66

#### DESCRIPTION OF THE TRUST

Vanguard Index Funds (the Trust) currently offers the following funds and share classes (identified by ticker symbol):

Vanguard Fund <sup>2</sup>	Share Classes <sup>1</sup>					
	Investor	Admiral	Institutional	Institutional Plus	Institutional Select	ETF
Vanguard Total Stock Market Index Fund	VTSMX	VTSA	VITX	VSMPX	VSTX	VTI <sup>3</sup>
Vanguard 500 Index Fund	VFINX	VFIAX	—	—	VFFSX	VOO <sup>3</sup>
Vanguard Extended Market Index Fund	VEXMX	VEXAX	VIEIX	VEMPX	VSEMX	VXF <sup>3</sup>
Vanguard Large-Cap Index Fund	VLACX	VLCA	VLISX	—	—	VV <sup>3</sup>
Vanguard Mid-Cap Index Fund	VIMSX	VIMAX	VMCIX	VMCPX	—	VO <sup>3</sup>
Vanguard Small-Cap Index Fund	NAESX	VSMAX	VSCIX	VSCPX	—	VB <sup>3</sup>
Vanguard Value Index Fund	VIVAX	VVIAX	VIVIX	—	—	VTV <sup>3</sup>
Vanguard Mid-Cap Value Index Fund	VMVIX	VMVAX	—	—	—	VOE <sup>3</sup>
Vanguard Small-Cap Value Index Fund	VISVX	VSIAX	VSIIX	—	—	VBR <sup>3</sup>
Vanguard Growth Index Fund	VIGRX	VIGAX	VIGIX	—	—	VUG <sup>3</sup>
Vanguard Mid-Cap Growth Index Fund	VMGIX	VMGMX	—	—	—	VOT <sup>3</sup>
Vanguard Small-Cap Growth Index Fund	VISGX	VSGAX	VSGIX	—	—	VBK <sup>3</sup>

1 Individually, a class; collectively, the classes.

2 Individually, a Fund; collectively, the Funds.

3 Exchange: NYSE Arca.

The Trust has the ability to offer additional funds or classes of shares. There is no limit on the number of full and fractional shares that may be issued for a single fund or class of shares.

## Organization

The Trust was organized as a Pennsylvania business trust in 1975 and was reorganized as a Delaware statutory trust in 1998. The Trust is registered with the United States Securities and Exchange Commission (SEC) under the Investment Company Act of 1940 (the 1940 Act) as an open-end management investment company. All Funds within the Trust are classified as diversified within the meaning of the 1940 Act. Vanguard Growth Index Fund, Vanguard 500 Index Fund, Vanguard Large-Cap Index Fund, and Vanguard Total Stock Market Index Fund may become nondiversified solely as a result of a change in relative market capitalization or index weightings of one or more constituents of their target index.

## Service Providers

**Custodians.** JPMorgan Chase Bank, N.A., 383 Madison Avenue, New York, NY 10179 (for Vanguard Extended Market Index, Vanguard Mid-Cap Index, Vanguard Mid-Cap Growth Index, Vanguard Mid-Cap Value Index, Vanguard Small-Cap Index, Vanguard Small-Cap Growth Index, Vanguard Small-Cap Value Index, and Vanguard Total Stock Market Index Funds), State Street Bank and Trust Company, One Congress Street, Suite 1, Boston, MA 02114 (for Vanguard 500 Index Fund), and Bank of New York Mellon, 240 Greenwich Street, New York, NY 10286 (for Vanguard Growth Index, Vanguard Value Index, and Vanguard Large-Cap Index Funds). The custodians are responsible for maintaining the Funds' assets, keeping all necessary accounts and records of Fund assets, and appointing any foreign subcustodians or foreign securities depositories.

**Independent Registered Public Accounting Firm.** PricewaterhouseCoopers LLP, Two Commerce Square, Suite 1800, 2001 Market Street, Philadelphia, PA 19103-7042, serves as the Funds' independent registered public accounting firm. The independent registered public accounting firm audits the Funds' annual financial statements and provides other related services.

**Transfer and Dividend-Paying Agent.** The Funds' transfer agent and dividend-paying agent is Vanguard, P.O. Box 2600, Valley Forge, PA 19482.

## Characteristics of the Funds' Shares

**Restrictions on Holding or Disposing of Shares.** There are no restrictions on the right of shareholders to retain or dispose of a Fund's shares, other than those described in the Fund's current prospectus and elsewhere in this Statement of Additional Information. Each Fund or class may be terminated by reorganization into another mutual fund or class or by liquidation and distribution of the assets of the Fund or class. Unless terminated by reorganization or liquidation, each Fund and share class will continue indefinitely.

**Shareholder Liability.** The Trust is organized under Delaware law, which provides that shareholders of a statutory trust are entitled to the same limitations of personal liability as shareholders of a corporation organized under Delaware law. This means that a shareholder of a Fund generally will not be personally liable for payment of the Fund's debts. Some state courts, however, may not apply Delaware law on this point. We believe that the possibility of such a situation arising is remote.

**Dividend Rights.** The shareholders of each class of a Fund are entitled to receive any dividends or other distributions declared by the Fund for each such class. No shares of a Fund have priority or preference over any other shares of the Fund with respect to distributions. Distributions will be made from the assets of the Fund and will be paid ratably to all shareholders of a particular class according to the number of shares of the class held by shareholders on the record date. The amount of dividends per share may vary between separate share classes of the Fund based upon differences in the net asset values of the different classes and differences in the way that expenses are allocated between share classes pursuant to a multiple class plan approved by the Fund's board of trustees.

**Voting Rights.** Shareholders are entitled to vote on a matter if (1) the matter concerns an amendment to the Declaration of Trust that would adversely affect to a material degree the rights and preferences of the shares of a Fund or any class; (2) the trustees determine that it is necessary or desirable to obtain a shareholder vote; (3) a merger or consolidation, share conversion, share exchange, or sale of assets is proposed and a shareholder vote is required by the 1940 Act to approve the transaction; or (4) a shareholder vote is required under the 1940 Act. The 1940 Act requires a shareholder vote under various circumstances, including to elect or remove trustees upon the written request of shareholders representing 10% or more of a Fund's net assets, to change any fundamental policy of a Fund (please see **Fundamental Policies**), and to enter into certain merger transactions. Unless otherwise required by applicable law, shareholders of a Fund receive one vote for each dollar of net asset value owned on the record date and a fractional vote for each fractional dollar of net asset value owned on the record date. However, only the shares of a Fund or the

class affected by a particular matter are entitled to vote on that matter. In addition, each class has exclusive voting rights on any matter submitted to shareholders that relates solely to that class, and each class has separate voting rights on any matter submitted to shareholders in which the interests of one class differ from the interests of another. Voting rights are noncumulative and cannot be modified without a majority vote by the shareholders.

**Liquidation Rights.** In the event that a Fund is liquidated, shareholders will be entitled to receive a pro rata share of the Fund's net assets. In the event that a class of shares is liquidated, shareholders of that class will be entitled to receive a pro rata share of the Fund's net assets that are allocated to that class. Shareholders may receive cash, securities, or a combination of the two.

**Preemptive Rights.** There are no preemptive rights associated with the Funds' shares.

**Conversion Rights.** Fund shareholders may convert their shares to another class of shares of the same Fund upon the satisfaction of any then-applicable eligibility requirements, as described in the Fund's current prospectus. ETF Shares cannot be converted into conventional shares of a fund by a shareholder. For additional information about the conversion rights applicable to ETF Shares, please see **Information About the ETF Share Class**.

**Redemption Provisions.** Each Fund's redemption provisions are described in its current prospectus and elsewhere in this Statement of Additional Information.

**Sinking Fund Provisions.** The Funds have no sinking fund provisions.

**Calls or Assessment.** Each Fund's shares, when issued, are fully paid and non-assessable.

**Shareholder Rights.** Any limitations on a shareholder's right to bring an action do not apply to claims arising under the federal securities laws to the extent that any such federal securities laws, rules, or regulations do not permit such limitations. The Trust's bylaws place limitations on the forum in which certain claims against or related to the Trust, a trustee, an officer, or other employee of the Trust may be heard. The Trust's bylaws also provide that shareholders waive the right to trial by jury to the fullest extent permitted by law.

## **Tax Status of the Funds**

Each Fund expects to qualify each year for treatment as a "regulated investment company" under Subchapter M of the Internal Revenue Code of 1986, as amended (the IRC). This special tax status means that the Funds will not be liable for federal tax on income and capital gains distributed to shareholders. In order to preserve its tax status, each Fund must comply with certain requirements relating to the source of its income and the diversification of its assets. If a Fund fails to meet these requirements in any taxable year, the Fund will, in some cases, be able to cure such failure, including by paying a fund-level tax, paying interest, making additional distributions, and/or disposing of certain assets. If the Fund is ineligible to or otherwise does not cure such failure for any year, it will be subject to tax on its taxable income at corporate rates, and all distributions from earnings and profits, including any distributions of net tax-exempt income and net long-term capital gains, will be taxable to shareholders as ordinary income. In addition, a Fund could be required to recognize unrealized gains, pay substantial taxes and interest, and make substantial distributions before regaining its tax status as a regulated investment company.

Dividends received and distributed by each Fund on shares of stock of domestic corporations (excluding Real Estate Investment Trusts (REITs)) and certain foreign corporations generally may be eligible to be reported by the Fund, and treated by individual shareholders, as "qualified dividend income" taxed at long-term capital gain rates instead of at higher ordinary income tax rates. Individuals must satisfy holding period and other requirements in order to be eligible for such treatment. Also, distributions attributable to income earned on a Fund's securities lending transactions, including substitute dividend payments received by a Fund with respect to a security out on loan, will not be eligible for treatment as qualified dividend income.

Taxable ordinary dividends received and distributed by each Fund on its REIT holdings may be eligible to be reported by the Fund, and treated by individual shareholders, as "qualified REIT dividends" that are eligible for a 20% deduction on its federal income tax returns. Individuals must satisfy holding period and other requirements in order to be eligible for this deduction. Without further legislation, the deduction would sunset after 2025. Shareholders should consult their own tax professionals concerning their eligibility for this deduction.



Dividends received and distributed by each Fund on shares of stock of domestic corporations (excluding REITs) may be eligible for the dividends-received deduction applicable to corporate shareholders. Corporations must satisfy certain requirements in order to claim the deduction. Also, distributions attributable to income earned on a Fund's securities lending transactions, including substitute dividend payments received by a Fund with respect to a security out on loan, will not be eligible for the dividends-received deduction.

Each Fund may declare a capital gain dividend consisting of the excess (if any) of net realized long-term capital gains over net realized short-term capital losses. Net capital gains for a fiscal year are computed by taking into account any capital loss carryforwards of the Fund. Capital losses may be carried forward indefinitely and retain their character as either short-term or long-term.

## FUNDAMENTAL POLICIES

Each Fund is subject to the following fundamental investment policies, which cannot be changed in any material way without the approval of the holders of a majority of the Fund's shares. For these purposes, a "majority" of shares means shares representing the lesser of (1) 67% or more of the Fund's net assets voted, so long as shares representing more than 50% of the Fund's net assets are present or represented by proxy or (2) more than 50% of the Fund's net assets.

***Borrowing.*** Each Fund may borrow money only as permitted by the 1940 Act or other governing statute, by the Rules thereunder, or by the SEC or other regulatory agency with authority over the Fund.

***Commodities.*** Each Fund may invest in commodities only as permitted by the 1940 Act or other governing statute, by the Rules thereunder, or by the SEC or other regulatory agency with authority over the Fund.

***Diversification.*** With respect to 75% of its total assets, each Fund may not: (1) purchase more than 10% of the outstanding voting securities of any one issuer or (2) purchase securities of any issuer if, as a result, more than 5% of the Fund's total assets would be invested in that issuer's securities; except as may be necessary to approximate the composition of its target index. This limitation does not apply to obligations of the U.S. government or its agencies or instrumentalities.

For Vanguard Growth Index Fund, Vanguard 500 Index Fund, Vanguard Large-Cap Index Fund, and Vanguard Total Stock Market Index Fund with respect to 75% of its total assets, the Fund may not: (1) purchase more than 10% of the outstanding voting securities of any one issuer or (2) purchase securities of any issuer if, as a result, more than 5% of the Fund's total assets would be invested in that issuer's securities; except as may be necessary to approximate the composition of its target index. This limitation does not apply to obligations of the U.S. government or its agencies or instrumentalities.

Shareholder approval will not be sought if Vanguard Growth Index Fund, Vanguard 500 Index Fund, Vanguard Large-Cap Index Fund, or Vanguard Total Stock Market Index Fund cross from diversified to nondiversified status in order to approximate the composition of their target index.

***Industry Concentration.*** Each Fund will not concentrate its investments in the securities of issuers whose principal business activities are in the same industry or group of industries, except as may be necessary to approximate the composition of its target index.

***Investment Objective.*** The investment objective of each Fund may not be materially changed without a shareholder vote.

***Loans.*** Each Fund may make loans to another person only as permitted by the 1940 Act or other governing statute, by the Rules thereunder, or by the SEC or other regulatory agency with authority over the Fund.

***Real Estate.*** Each Fund may not invest directly in real estate unless it is acquired as a result of ownership of securities or other instruments. This restriction shall not prevent a Fund from investing in securities or other instruments (1) issued by companies that invest, deal, or otherwise engage in transactions in real estate or (2) backed or secured by real estate or interests in real estate.

***Senior Securities.*** Each Fund may not issue senior securities except as permitted by the 1940 Act or other governing statute, by the Rules thereunder, or by the SEC or other regulatory agency with authority over the Fund.

**Underwriting.** Each Fund may not act as an underwriter of another issuer's securities, except to the extent that the Fund may be deemed to be an underwriter within the meaning of the Securities Act of 1933 (the 1933 Act), in connection with the purchase and sale of portfolio securities.

Compliance with the fundamental policies previously described is generally measured at the time the securities are purchased. Unless otherwise required by the 1940 Act (as is the case with borrowing), if a percentage restriction is adhered to at the time the investment is made, a later change in percentage resulting from a change in the market value of assets will not constitute a violation of such restriction. All fundamental policies must comply with applicable regulatory requirements. For more details, see **Investment Strategies, Risks, and Nonfundamental Policies**.

None of these policies prevents the Funds from having an ownership interest in Vanguard. As a part owner of Vanguard, each Fund may own securities issued by Vanguard, make loans to Vanguard, and contribute to Vanguard's costs or other financial requirements. See **Management of the Funds** for more information.

## INVESTMENT STRATEGIES, RISKS, AND NONFUNDAMENTAL POLICIES

Some of the investment strategies and policies described on the following pages and in each Fund's prospectus set forth percentage limitations on a Fund's investment in, or holdings of, certain securities or other assets. Unless otherwise required by law, compliance with these strategies and policies will be determined immediately after the acquisition of such securities or assets by the Fund. Subsequent changes in values, net assets, or other circumstances will not be considered when determining whether the investment complies with the Fund's investment strategies and policies.

The following investment strategies, risks, and policies supplement each Fund's investment strategies, risks, and policies set forth in the prospectus. With respect to the different investments discussed as follows, each Fund may acquire such investments to the extent consistent with its investment strategies and policies.

**Borrowing.** A fund's ability to borrow money is limited by its investment policies and limitations; by the 1940 Act; and by applicable exemptions, no-action letters, interpretations, and other pronouncements issued from time to time by the SEC and its staff or any other regulatory authority with jurisdiction. Under the 1940 Act, a fund is required to maintain continuous asset coverage (i.e., total assets including borrowings, less liabilities exclusive of borrowings) of 300% of the amount borrowed, with an exception for borrowings not in excess of 5% of the fund's total assets (at the time of borrowing) made for temporary or emergency purposes. Any borrowings for temporary purposes in excess of 5% of the fund's total assets must maintain continuous asset coverage. If the 300% asset coverage should decline as a result of market fluctuations or for other reasons, a fund may be required to sell some of its portfolio holdings within three days (excluding Sundays and holidays) to reduce the debt and restore the 300% asset coverage, even though it may be disadvantageous from an investment standpoint to sell securities at that time.

Borrowing will tend to exaggerate the effect on net asset value of any increase or decrease in the market value of a fund's portfolio. Money borrowed will be subject to interest costs that may or may not be recovered by earnings on the securities purchased with the proceeds of such borrowing. A fund also may be required to maintain minimum average balances in connection with a borrowing or to pay a commitment or other fee to maintain a line of credit; either of these requirements would increase the cost of borrowing over the stated interest rate.

A borrowing transaction will not be considered to constitute the issuance, by a fund, of a "senior security," as that term is defined in Section 18(g) of the 1940 Act, and therefore such transaction will not be subject to the 300% asset coverage requirement otherwise applicable to borrowings by a fund, if the fund complies with Rule 18f-4 under the 1940 Act.

**Common Stock.** Common stock represents an equity or ownership interest in an issuer. Common stock typically entitles the owner to vote on the election of directors and other important matters, as well as to receive dividends on such stock. In the event an issuer is liquidated or declares bankruptcy, the claims of owners of bonds, other debt holders, and owners of preferred stock take precedence over the claims of those who own common stock.

**Convertible Securities.** Convertible securities are hybrid securities that combine the investment characteristics of bonds and common stocks. Convertible securities typically consist of debt securities or preferred stock that may be converted (on a voluntary or mandatory basis) within a specified period of time (normally for the entire life of the security) into a certain amount of common stock or other equity security of the same or a different issuer at a predetermined price. Convertible securities also include debt securities with warrants or common stock attached and

derivatives combining the features of debt securities and equity securities. Other convertible securities with features and risks not specifically referred to herein may become available in the future. Convertible securities involve risks similar to those of both fixed income and equity securities. In a corporation's capital structure, convertible securities are senior to common stock but are usually subordinated to senior debt obligations of the issuer.

The market value of a convertible security is a function of its "investment value" and its "conversion value." A security's "investment value" represents the value of the security without its conversion feature (i.e., a nonconvertible debt security). The investment value may be determined by reference to its credit quality and the current value of its yield to maturity or probable call date. At any given time, investment value is dependent upon such factors as the general level of interest rates, the yield of similar nonconvertible securities, the financial strength of the issuer, and the seniority of the security in the issuer's capital structure. A security's "conversion value" is determined by multiplying the number of shares the holder is entitled to receive upon conversion or exchange by the current price of the underlying security. If the conversion value of a convertible security is significantly below its investment value, the convertible security will trade like nonconvertible debt or preferred stock and its market value will not be influenced greatly by fluctuations in the market price of the underlying security. In that circumstance, the convertible security takes on the characteristics of a bond, and its price moves in the opposite direction from interest rates. Conversely, if the conversion value of a convertible security is near or above its investment value, the market value of the convertible security will be more heavily influenced by fluctuations in the market price of the underlying security. In that case, the convertible security's price may be as volatile as that of common stock. Because both interest rates and market movements can influence its value, a convertible security generally is not as sensitive to interest rates as a similar debt security, nor is it as sensitive to changes in share price as its underlying equity security. Convertible securities are often rated below investment-grade or are not rated, and they are generally subject to a high degree of credit risk.

Although all markets are prone to change over time, the generally high rate at which convertible securities are retired (through mandatory or scheduled conversions by issuers or through voluntary redemptions by holders) and replaced with newly issued convertible securities may cause the convertible securities market to change more rapidly than other markets. For example, a concentration of available convertible securities in a few economic sectors could elevate the sensitivity of the convertible securities market to the volatility of the equity markets and to the specific risks of those sectors. Moreover, convertible securities with innovative structures, such as mandatory-conversion securities and equity-linked securities, have increased the sensitivity of the convertible securities market to the volatility of the equity markets and to the special risks of those innovations, which may include risks different from, and possibly greater than, those associated with traditional convertible securities. A convertible security may be subject to redemption at the option of the issuer at a price set in the governing instrument of the convertible security. If a convertible security held by a fund is subject to such redemption option and is called for redemption, the fund must allow the issuer to redeem the security, convert it into the underlying common stock, or sell the security to a third party.

**Cybersecurity Risks.** A cybersecurity incident could subject the Vanguard funds, their advisors, and/or their third-party service providers to operational and financial risks. Cybersecurity incidents typically result from a deliberate attack, which could take multiple forms (e.g., phishing, malware, ransomware, or denial-of-service attacks), or wrongdoing by an authorized individual. In either case, sensitive assets, information, or data could fall into the hands of unauthorized individuals and potentially cause operational disruption. To prevent or reduce the impact of a cybersecurity incident, Vanguard has implemented controls, such as technological safeguards and business continuity plans. Cybersecurity risks are also present for third-party service providers (such as investment advisors, transfer agents, and custodians) that support the Vanguard funds. Vanguard has processes for assessing the cybersecurity programs implemented by a fund's third-party service providers. These processes help reduce the risk of potential incidents that could impact a Vanguard fund and/or its shareholders.

Despite the measures described above, a cybersecurity incident could still disrupt business operations, which could affect a fund and/or its shareholders. Examples of impacts that might occur as a result of a cybersecurity incident include: a fund being unable to calculate its net asset value (NAV) or process transactions, fund shareholders being unable to place transactions or otherwise conduct business with Vanguard, or a fund being unable to safeguard its data or the personal information of its shareholders.

**Depository Receipts.** Depository receipts (also sold as participatory notes) are securities that evidence ownership interests in a security or a pool of securities that have been deposited with a "depository." Depository receipts may be sponsored or unsponsored and include American Depositary Receipts (ADRs), European Depositary Receipts (EDRs), and Global Depositary Receipts (GDRs). For ADRs, the depository is typically a U.S. financial institution, and the underlying securities are issued by a foreign issuer. For other depository receipts, the depository may be a foreign or a U.S. entity, and the underlying securities may have a foreign or a U.S. issuer. Depository receipts will not necessarily be

denominated in the same currency as their underlying securities. Generally, ADRs are issued in registered form, denominated in U.S. dollars, and designed for use in the U.S. securities markets. Other depositary receipts, such as GDRs and EDRs, may be issued in bearer form and denominated in other currencies, and they are generally designed for use in securities markets outside the United States. Although the two types of depositary receipt facilities (sponsored and unsponsored) are similar, there are differences regarding a holder's rights and obligations and the practices of market participants.

A depositary may establish an unsponsored facility without participation by (or acquiescence of) the underlying issuer; typically, however, the depositary requests a letter of nonobjection from the underlying issuer prior to establishing the facility. Holders of unsponsored depositary receipts generally bear all the costs of the facility. The depositary usually charges fees upon the deposit and withdrawal of the underlying securities, the conversion of dividends into U.S. dollars or other currency, the disposition of noncash distributions, and the performance of other services. The depositary of an unsponsored facility frequently is under no obligation to distribute shareholder communications received from the underlying issuer or to pass through voting rights to depositary receipt holders with respect to the underlying securities.

Sponsored depositary receipt facilities are created in generally the same manner as unsponsored facilities, except that sponsored depositary receipts are established jointly by a depositary and the underlying issuer through a deposit agreement. The deposit agreement sets out the rights and responsibilities of the underlying issuer, the depositary, and the depositary receipt holders. With sponsored facilities, the underlying issuer typically bears some of the costs of the depositary receipts (such as dividend payment fees of the depositary), although most sponsored depositary receipt holders may bear costs such as deposit and withdrawal fees. Depositories of most sponsored depositary receipts agree to distribute notices of shareholder meetings, voting instructions, and other shareholder communications and information to the depositary receipt holders at the underlying issuer's request.

For purposes of a fund's investment policies, investments in depositary receipts will be deemed to be investments in the underlying securities. Thus, a depositary receipt representing ownership of common stock will be treated as common stock. Depositary receipts do not eliminate all of the risks associated with directly investing in the securities of foreign issuers.

**Derivatives.** A derivative is a financial instrument that has a value based on—or “derived from”—the values of other assets, reference rates, or indexes. Derivatives may relate to a wide variety of underlying references, such as commodities, stocks, bonds, interest rates, currency exchange rates, and related indexes. Derivatives include futures contracts and options on futures contracts, certain forward-commitment transactions, options on securities, caps, floors, collars, swap agreements, and certain other financial instruments. Some derivatives, such as futures contracts and certain options, are traded on U.S. commodity and securities exchanges, while other derivatives, such as swap agreements, may be privately negotiated and entered into in the over-the-counter market (OTC Derivatives) or may be cleared through a clearinghouse (Cleared Derivatives) and traded on an exchange or swap execution facility. As a result of the Dodd-Frank Wall Street Reform and Consumer Protection Act (the Dodd-Frank Act), certain swap agreements, such as certain standardized credit default and interest rate swap agreements, must be cleared through a clearinghouse and traded on an exchange or swap execution facility. This could result in an increase in the overall costs of such transactions. While the intent of derivatives regulatory reform is to mitigate risks associated with derivatives markets, the regulations could, among other things, increase liquidity and decrease pricing for more standardized products while decreasing liquidity and increasing pricing for less standardized products. The risks associated with the use of derivatives are different from, and possibly greater than, the risks associated with investing directly in the securities or assets on which the derivatives are based.

Derivatives may be used for a variety of purposes, including—but not limited to—hedging, managing risk, seeking to stay fully invested, seeking to reduce transaction costs, seeking to simulate an investment in equity or debt securities or other investments, and seeking to add value by using derivatives to more efficiently implement portfolio positions when derivatives are favorably priced relative to equity or debt securities or other investments. A fund may use derivatives as an alternate means to obtain economic exposure if the fund is required to limit its investment in a particular issuer or industry. Some investors may use derivatives primarily for speculative purposes while other uses of derivatives may not constitute speculation. There is no assurance that any derivatives strategy used by a fund's advisor will succeed. The other parties to a fund's OTC Derivatives contracts (usually referred to as “counterparties”) will not be considered the issuers thereof for purposes of certain provisions of the 1940 Act and the IRC, although such OTC Derivatives may qualify as securities or investments under such laws. A fund's advisor(s), however, will monitor and adjust, as appropriate, the fund's credit risk exposure to OTC Derivative counterparties.

Derivative products are highly specialized instruments that require investment techniques and risk analyses different from those associated with stocks, bonds, and other traditional investments. The use of a derivative requires an understanding not only of the underlying instrument but also of the derivative itself, without the benefit of observing the performance of the derivative under all possible market conditions.

When a fund enters into a Cleared Derivative, an initial margin deposit with a Futures Commission Merchant (FCM) is required. Initial margin deposits are typically calculated as an amount equal to the volatility in market value of a Cleared Derivative over a fixed period. If the value of the fund's Cleared Derivatives declines, the fund will be required to make additional "variation margin" payments to the FCM to settle the change in value. If the value of the fund's Cleared Derivatives increases, the FCM will be required to make additional "variation margin" payments to the fund to settle the change in value. This process is known as "marking-to-market" and is calculated on a daily basis.

For OTC Derivatives, a fund is subject to the risk that a loss may be sustained as a result of the insolvency or bankruptcy of the counterparty or the failure of the counterparty to make required payments or otherwise comply with the terms of the contract. Additionally, the use of credit derivatives can result in losses if a fund's advisor does not correctly evaluate the creditworthiness of the issuer on which the credit derivative is based.

Derivatives may be subject to liquidity risk, which exists when a particular derivative is difficult to purchase or sell. If a derivative transaction is particularly large or if the relevant market is illiquid (as is the case with certain OTC Derivatives), it may not be possible to initiate a transaction or liquidate a position at an advantageous time or price.

Derivatives may be subject to pricing or "basis" risk, which exists when a particular derivative becomes extraordinarily expensive relative to historical prices or the prices of corresponding cash market instruments. Under certain market conditions, it may not be economically feasible to initiate a transaction or liquidate a position in time to avoid a loss or take advantage of an opportunity.

Because certain derivatives have a leverage component, adverse changes in the value or level of the underlying asset, reference rate, or index can result in a loss substantially greater than the amount invested in the derivative itself. Certain derivatives have the potential for unlimited loss, regardless of the size of the initial investment. A derivative transaction will not be considered to constitute the issuance, by a fund, of a "senior security," as that term is defined in Section 18(g) of the 1940 Act, and therefore such transaction will not be subject to the 300% asset coverage requirement otherwise applicable to borrowings by a fund, if the fund complies with Rule 18f-4.

Like most other investments, derivative instruments are subject to the risk that the market value of the instrument will change in a way detrimental to a fund's interest. A fund bears the risk that its advisor will incorrectly forecast future market trends or the values of assets, reference rates, indexes, or other financial or economic factors in establishing derivative positions for the fund. If the advisor attempts to use a derivative as a hedge against, or as a substitute for, a portfolio investment, the fund will be exposed to the risk that the derivative will have or will develop imperfect or no correlation with the portfolio investment. This could cause substantial losses for the fund. Although hedging strategies involving derivative instruments can reduce the risk of loss, they can also reduce the opportunity for gain or even result in losses by offsetting favorable price movements in other fund investments. Many derivatives (in particular, OTC Derivatives) are complex and often valued subjectively. Improper valuations can result in increased cash payment requirements to counterparties or a loss of value to a fund.

On October 28, 2020, the Securities and Exchange Commission adopted new regulations governing the use of derivatives by registered investment companies (Rule 18f-4). Rule 18f-4 imposes limits on the amount of derivatives a fund can enter into, treats derivatives as senior securities, and requires funds whose use of derivatives exceeds a limited specified exposure amount to establish and maintain a comprehensive derivatives risk management program and appoint a derivatives risk manager.

Each Fund intends to comply with Rule 4.5 under the Commodity Exchange Act (CEA), under which a fund and Vanguard may be excluded from the definition of the term Commodity Pool Operator (CPO) if the fund meets certain conditions such as limiting its investments in certain CEA-regulated instruments (e.g., futures, options, or swaps) and complying with certain marketing restrictions. Accordingly, Vanguard is not subject to registration or regulation as a CPO with respect to each Fund under the CEA. Each Fund will only enter into futures contracts and futures options that are traded on a U.S. or foreign exchange, board of trade, or similar entity or that are quoted on an automated quotation system.



***Environmental, Social, and Governance (ESG) Considerations.*** A Vanguard fund's consideration of ESG risk factors is driven first and foremost by the investment objective and principal investment strategies disclosed in the fund's prospectus. For Vanguard funds whose index providers or advisors select securities based on disclosed ESG criteria (ESG funds), the ESG fund's prospectus provides information about the ESG fund's use of ESG criteria and related ESG investing risks.

Unless specifically disclosed in a fund's prospectus, Vanguard funds do not seek to implement specific ESG impacts or strategies. However, except with respect to Vanguard equity index funds, a Vanguard fund's advisor may consider risk factors that could be categorized as "ESG" as a component of the fund's investment process if the advisor deems such risk factors to be financially material, either quantitatively or qualitatively. For example, as determined by the fund's advisor, certain ESG risk factors may be considered as a means to assess long-term risk to shareholder value (e.g., risk analysis, credit analysis, or investment opportunities) as the advisor deems appropriate. Consideration of ESG risk factors will vary depending on a fund's particular investment strategies as disclosed in its prospectus. The weight given to specific risk factors may vary across types of investments, industries, regions, and issuers and may change over time. Consideration of certain ESG risk factors may affect a fund's exposure to certain issuers or industries. For purposes of this disclosure, "ESG risk factors" refers to financially material risk factors that could be viewed as ESG-focused. However, there are significant differences in how such terms are interpreted across funds, advisors, index providers, and individuals. It is possible that an advisor will not identify or evaluate every ESG risk factor that an investor would expect to be identified or evaluated, or that the advisor may not categorize a specific risk factor as "ESG." The advisor's assessment of an issuer may differ from that of other funds or an investor's assessment of such issuer. As a result, securities selected by the advisor may not reflect the beliefs and values of any particular investor.

An advisor may be dependent on the availability of timely, complete, and accurate ESG data being reported by issuers and/or third-party research providers to evaluate ESG risk factors. ESG risk factors are often not uniformly measured or defined, which could impact an advisor's ability to assess an issuer. Where ESG risk factor analysis is used as one part of an overall investment process (as may be the case for some or all of the funds included in this Statement of Additional Information), such funds may still invest in securities of issuers that all market participants may not view as ESG-focused.

***Proxy Voting and Engagement.*** Vanguard's Investment Stewardship Team, on behalf of the Board of Trustees of each Vanguard-advised U.S. fund, administers proxy voting for the equity holdings of the Vanguard-advised funds. The Investment Stewardship Team may engage with issuers to better understand how they are addressing material risks, including material ESG risks. Specifically, the Investment Stewardship Team may engage with company leaders and directors to understand how they oversee, mitigate, and disclose material risks to shareholders. With respect to material human-rights-related risks, where such matters are not addressed by applicable sanctions laws and regulations that restrict specific investments, the Investment Stewardship Team employs procedures to identify and monitor material human-rights-related risks to long-term shareholder returns at portfolio companies held by the Vanguard-advised funds and to understand how portfolio company boards are overseeing any such risks.

For funds advised by third-party advisory firms independent of Vanguard, such third-party advisory firms are responsible for administration of proxy voting and engagement with respect to the equity holdings they manage on behalf of the fund. A fund's third-party advisor may consider various ESG risks to be material to companies and may have their own practices and policies related to engagement. For example, the advisor may consider environmental risks such as climate change to be a material risk to many companies and their shareholders' long-term financial success. As a result, certain third-party advisors engage with particular issuers held by the fund(s) they manage to advocate for science-based targets to address long-term risk to shareholder value resulting from climate change as long as such targets are not contrary to the investment objective and strategy of such fund(s).

***Regulatory Environment.*** The regulatory landscape for ESG investing is still developing, both within the United States and globally. As society's focus on particular ESG issues, such as climate change, continues to evolve, the emphasis and direction of governmental policies are subject to change.

***Exchange-Traded Funds.*** A fund may purchase shares of exchange-traded funds (ETFs). Typically, a fund would purchase ETF shares for the same reason it would purchase (and as an alternative to purchasing) futures contracts: to obtain exposure to all or a portion of the stock or bond market. ETF shares enjoy several advantages over futures. Depending on the market, the holding period, and other factors, ETF shares can be less costly and more tax-efficient than futures. In addition, ETF shares can be purchased for smaller sums, offer exposure to market sectors and styles for which there is no suitable or liquid futures contract, and do not involve leverage.

An investment in an ETF generally presents the same principal risks as an investment in a conventional fund (i.e., one that is not exchange-traded) that has the same investment objective, strategies, and policies. The price of an ETF can fluctuate within a wide range, and a fund could lose money investing in an ETF if the prices of the securities owned by the ETF go down. In addition, ETFs are subject to the following risks that do not apply to conventional funds: (1) the market price of an ETF's shares may trade at a discount or a premium to their net asset value; (2) an active trading market for an ETF's shares may not develop or be maintained; and (3) trading of an ETF's shares may be halted by the activation of individual or marketwide trading halts (which halt trading for a specific period of time when the price of a particular security or overall market prices decline by a specified percentage). Trading of an ETF's shares may also be halted if the shares are delisted from the exchange without first being listed on another exchange or if the listing exchange's officials determine that such action is appropriate in the interest of a fair and orderly market or for the protection of investors.

Most ETFs are investment companies. Therefore, a fund's purchases of ETF shares generally are subject to the limitations on, and the risks of, a fund's investments in other investment companies, which are described under the heading "*Other Investment Companies*."

**Foreign Securities.** Typically, foreign securities are considered to be equity or debt securities issued by entities organized, domiciled, or with a principal executive office outside the United States, such as foreign corporations and governments. Securities issued by certain companies organized outside the United States may not be deemed to be foreign securities if the company's principal operations are conducted from the United States or when the company's equity securities trade principally on a U.S. stock exchange. Foreign securities may trade in U.S. or foreign securities markets. A fund may make foreign investments either directly by purchasing foreign securities or indirectly by purchasing depositary receipts or depositary shares of similar instruments (depositary receipts) for foreign securities. Direct investments in foreign securities may be made either on foreign securities exchanges or in the over-the-counter (OTC) markets. Investing in foreign securities involves certain special risk considerations that are not typically associated with investing in securities of U.S. companies or governments.

Because foreign issuers are not generally subject to uniform accounting, auditing, and financial reporting standards and practices comparable to those applicable to U.S. issuers, there may be less publicly available information about certain foreign issuers than about U.S. issuers. Evidence of securities ownership may be uncertain in many foreign countries. As a result, there are risks that could result in a loss to the fund, including, but not limited to, the risk that a fund's trade details could be incorrectly or fraudulently entered at the time of a transaction. Securities of foreign issuers are generally more volatile and less liquid than securities of comparable U.S. issuers, and foreign investments may be effected through structures that may be complex or confusing. In certain countries, there is less government supervision and regulation of stock exchanges, brokers, and listed companies than in the United States. The risk that securities traded on foreign exchanges may be suspended, either by the issuers themselves, by an exchange, or by government authorities, is also heightened. In addition, with respect to certain foreign countries, there is the possibility of expropriation or confiscatory taxation, political or social instability, war, terrorism, nationalization, limitations on the removal of funds or other assets, or diplomatic developments that could affect U.S. investments in those countries. Additionally, the imposition of economic or other sanctions on the United States by a foreign country, or on a foreign country or issuer by the United States, could impair a fund's ability to buy, sell, hold, receive, deliver, or otherwise transact in certain investment securities or obtain exposure to foreign securities and assets. This may negatively impact the value and/or liquidity of a fund's investments and could impair a fund's ability to meet its investment objective or invest in accordance with its investment strategy. Sanctions could also result in the devaluation of a country's currency, a downgrade in the credit ratings of a country or issuers in a country, or a decline in the value and/or liquidity of securities of issuers in that country.

Although an advisor will endeavor to achieve the most favorable execution costs for a fund's portfolio transactions in foreign securities under the circumstances, commissions and other transaction costs are generally higher than those on U.S. securities. In addition, it is expected that the custodian arrangement expenses for a fund that invests primarily in foreign securities will be somewhat greater than the expenses for a fund that invests primarily in domestic securities. Additionally, bankruptcy laws vary by jurisdiction and cash deposits may be subject to a custodian's creditors. Certain foreign governments levy withholding or other taxes against dividend and interest income from, capital gains on the sale of, or transactions in foreign securities. Although in some countries a portion of these taxes is recoverable by the fund, the nonrecovered portion of foreign withholding taxes will reduce the income received from such securities.

The value of the foreign securities held by a fund that are not U.S. dollar-denominated may be significantly affected by changes in currency exchange rates. The U.S. dollar value of a foreign security generally decreases when the value of the U.S. dollar rises against the foreign currency in which the security is denominated, and it tends to increase when the

value of the U.S. dollar falls against such currency (as discussed under the heading “*Foreign Securities—Foreign Currency Transactions*,” a fund may attempt to hedge its currency risks). In addition, the value of fund assets may be affected by losses and other expenses incurred from converting between various currencies in order to purchase and sell foreign securities, as well as by currency restrictions, exchange control regulations, currency devaluations, and political and economic developments.

***Foreign Securities—Foreign Currency Transactions.*** The value in U.S. dollars of a fund’s non-dollar-denominated foreign securities may be affected favorably or unfavorably by changes in foreign currency exchange rates and exchange control regulations, and the fund may incur costs in connection with conversions between various currencies. To seek to minimize the impact of such factors on net asset values, a fund may engage in foreign currency transactions in connection with its investments in foreign securities. A fund will enter into foreign currency transactions only to attempt to “hedge” the currency risk associated with investing in foreign securities. Although such transactions tend to minimize the risk of loss that would result from a decline in the value of the hedged currency, they also may limit any potential gain that might result should the value of such currency increase.

Currency exchange transactions may be conducted either on a spot (i.e., cash) basis at the rate prevailing in the currency exchange market or through forward contracts to purchase or sell foreign currencies. A forward currency contract involves an obligation to purchase or sell a specific currency at a future date, which may be any fixed number of days from the date of the contract agreed upon by the parties, at a price set at the time of the contract. These contracts are entered into with large commercial banks or other currency traders who are participants in the interbank market. Currency exchange transactions also may be effected through the use of swap agreements or other derivatives.

Currency exchange transactions may be considered borrowings. A currency exchange transaction will not be considered to constitute the issuance, by a fund, of a “senior security,” as that term is defined in Section 18(g) of the 1940 Act, and therefore such transaction will not be subject to the 300% asset coverage requirement otherwise applicable to borrowings by a fund, if the fund complies with Rule 18f-4.

By entering into a forward contract for the purchase or sale of foreign currency involved in underlying security transactions, a fund may be able to protect itself against part or all of the possible loss between trade and settlement dates for that purchase or sale resulting from an adverse change in the relationship between the U.S. dollar and such foreign currency. This practice is sometimes referred to as “transaction hedging.” In addition, when the advisor reasonably believes that a particular foreign currency may suffer a substantial decline against the U.S. dollar, a fund may enter into a forward contract to sell an amount of foreign currency approximating the value of some or all of its portfolio securities denominated in such foreign currency. This practice is sometimes referred to as “portfolio hedging.” Similarly, when the advisor reasonably believes that the U.S. dollar may suffer a substantial decline against a foreign currency, a fund may enter into a forward contract to buy that foreign currency for a fixed dollar amount.

A fund may also attempt to hedge its foreign currency exchange rate risk by engaging in currency futures, options, and “cross-hedge” transactions. In cross-hedge transactions, a fund holding securities denominated in one foreign currency will enter into a forward currency contract to buy or sell a different foreign currency (one that the advisor reasonably believes generally tracks the currency being hedged with regard to price movements). The advisor may select the tracking (or substitute) currency rather than the currency in which the security is denominated for various reasons, including in order to take advantage of pricing or other opportunities presented by the tracking currency or to take advantage of a more liquid or more efficient market for the tracking currency. Such cross-hedges are expected to help protect a fund against an increase or decrease in the value of the U.S. dollar against certain foreign currencies.

A fund may hold a portion of its assets in bank deposits denominated in foreign currencies so as to facilitate investment in foreign securities as well as protect against currency fluctuations and the need to convert such assets into U.S. dollars (thereby also reducing transaction costs). To the extent these assets are converted back into U.S. dollars, the value of the assets so maintained will be affected favorably or unfavorably by changes in foreign currency exchange rates and exchange control regulations.

Forecasting the movement of the currency market is extremely difficult. Whether any hedging strategy will be successful is highly uncertain. Moreover, it is impossible to forecast with precision the market value of portfolio securities at the expiration of a forward currency contract. Accordingly, a fund may be required to buy or sell additional currency on the spot market (and bear the expense of such transaction) if its advisor’s predictions regarding the movement of foreign currency or securities markets prove inaccurate. In addition, the use of cross-hedging transactions may involve special



risks and may leave a fund in a less advantageous position than if such a hedge had not been established. Because forward currency contracts are privately negotiated transactions, there can be no assurance that a fund will have flexibility to roll over a forward currency contract upon its expiration if it desires to do so. Additionally, there can be no assurance that the other party to the contract will perform its services thereunder.

**Foreign Securities—Foreign Investment Companies.** Some of the countries in which a fund may invest may not permit, or may place economic restrictions on, direct investment by outside investors. Fund investments in such countries may be permitted only through foreign government-approved or authorized investment vehicles, which may include other investment companies. Such investments may be made through registered or unregistered closed-end investment companies that invest in foreign securities. Investing through such vehicles may involve layered fees or expenses and may also be subject to the limitations on, and the risks of, a fund's investments in other investment companies, which are described under the heading "*Other Investment Companies*."

**Foreign Securities—Russian Market Risk.** Russia's large-scale invasion of Ukraine has resulted in sanctions against Russian governmental institutions, Russian entities, and Russian individuals that may result in the devaluation of Russian currency; a downgrade in the country's credit rating; a freeze of Russian foreign assets; a decline in the value and liquidity of Russian securities, properties, or interests; and other adverse consequences to the Russian economy and Russian assets. In addition, a fund's ability to price, buy, sell, receive, or deliver Russian investments has been and may continue to be impaired. These sanctions, divestment of interests in or curtailment of business dealing with Russia by large corporations and U.S. States and the resulting disruption of the Russian economy, may cause volatility in other regional and global markets and may negatively impact the performance of various sectors and industries, as well as companies in other countries, which could have a negative effect on the performance of a fund, even if the fund does not have direct exposure to securities of Russian issuers.

**Futures Contracts and Options on Futures Contracts.** Futures contracts and options on futures contracts are derivatives. A futures contract is a standardized agreement between two parties to buy or sell at a specific time in the future a specific quantity of a commodity at a specific price. The commodity may consist of an asset, a reference rate, or an index. A security futures contract relates to the sale of a specific quantity of shares of a single equity security or a narrow-based securities index. The value of a futures contract tends to increase and decrease in tandem with the value of the underlying commodity. The buyer of a futures contract enters into an agreement to purchase the underlying commodity on the settlement date and is said to be "long" the contract. The seller of a futures contract enters into an agreement to sell the underlying commodity on the settlement date and is said to be "short" the contract. The price at which a futures contract is entered into is established either in the electronic marketplace or by open outcry on the floor of an exchange between exchange members acting as traders or brokers. Open futures contracts can be liquidated or closed out by physical delivery of the underlying commodity or payment of the cash settlement amount on the settlement date, depending on the terms of the particular contract. Some financial futures contracts (such as security futures) provide for physical settlement at maturity. Other financial futures contracts (such as those relating to interest rates, foreign currencies, and broad-based securities indexes) generally provide for cash settlement at maturity. In the case of cash-settled futures contracts, the cash settlement amount is equal to the difference between the final settlement or market price for the relevant commodity on the last trading day of the contract and the price for the relevant commodity agreed upon at the outset of the contract. Most futures contracts, however, are not held until maturity but instead are "offset" before the settlement date through the establishment of an opposite and equal futures position.

The purchaser or seller of a futures contract is not required to deliver or pay for the underlying commodity unless the contract is held until the settlement date. However, both the purchaser and seller are required to deposit "initial margin" with a futures commission merchant (FCM) when the futures contract is entered into. Initial margin deposits are typically calculated as an amount equal to the volatility in market value of a contract over a fixed period. If the value of the fund's position declines, the fund will be required to make additional "variation margin" payments to the FCM to settle the change in value. If the value of the fund's position increases, the FCM will be required to make additional "variation margin" payments to the fund to settle the change in value. This process is known as "marking-to-market" and is calculated on a daily basis. A futures transaction will not be considered to constitute the issuance, by a fund, of a "senior security," as that term is defined in Section 18(g) of the 1940 Act, and therefore such transaction will not be subject to the 300% asset coverage requirement otherwise applicable to borrowings by a fund, if the fund complies with Rule 18f-4.

An option on a futures contract (or futures option) conveys the right, but not the obligation, to purchase (in the case of a call option) or sell (in the case of a put option) a specific futures contract at a specific price (called the "exercise" or "strike" price) any time before the option expires. The seller of an option is called an option writer. The purchase price of

an option is called the premium. The potential loss to an option buyer is limited to the amount of the premium plus transaction costs. This will be the case, for example, if the option is held and not exercised prior to its expiration date. Generally, an option writer sells options with the goal of obtaining the premium paid by the option buyer. If an option sold by an option writer expires without being exercised, the writer retains the full amount of the premium. The option writer, however, has unlimited economic risk because its potential loss, except to the extent offset by the premium received when the option was written, is equal to the amount the option is “in-the-money” at the expiration date. A call option is in-the-money if the value of the underlying futures contract exceeds the exercise price of the option. A put option is in-the-money if the exercise price of the option exceeds the value of the underlying futures contract. Generally, any profit realized by an option buyer represents a loss for the option writer.

A fund that takes the position of a writer of a futures option is required to deposit and maintain initial and variation margin with respect to the option, as previously described in the case of futures contracts. A futures option transaction will not be considered to constitute the issuance, by a fund, of a “senior security,” as that term is defined in Section 18(g) of the 1940 Act, and therefore such transaction will not be subject to the 300% asset coverage requirement otherwise applicable to borrowings by a fund, if the fund complies with Rule 18f-4.

**Futures Contracts and Options on Futures Contracts—Risks.** The risk of loss in trading futures contracts and in writing futures options can be substantial because of the low margin deposits required, the extremely high degree of leverage involved in futures and options pricing, and the potential high volatility of the futures markets. As a result, a relatively small price movement in a futures position may result in immediate and substantial loss (or gain) for the investor. For example, if at the time of purchase, 10% of the value of the futures contract is deposited as margin, a subsequent 10% decrease in the value of the futures contract would result in a total loss of the margin deposit, before any deduction for the transaction costs, if the account were then closed out. A 15% decrease would result in a loss equal to 150% of the original margin deposit if the contract were closed out. Thus, a purchase or sale of a futures contract, and the writing of a futures option, may result in losses in excess of the amount invested in the position. In the event of adverse price movements, a fund would continue to be required to make daily cash payments to maintain its required margin. In such situations, if the fund has insufficient cash, it may have to sell portfolio securities to meet daily margin requirements at a time when it may be disadvantageous to do so. In addition, on the settlement date, a fund may be required to make delivery of the instruments underlying the futures positions it holds.

A fund could suffer losses if it is unable to close out a futures contract or a futures option because of an illiquid secondary market. Futures contracts and futures options may be closed out only on an exchange that provides a secondary market for such products. However, there can be no assurance that a liquid secondary market will exist for any particular futures product at any specific time. Thus, it may not be possible to close a futures or option position. Moreover, most futures exchanges limit the amount of fluctuation permitted in futures contract prices during a single trading day. The daily limit establishes the maximum amount that the price of a futures contract may vary either up or down from the previous day’s settlement price at the end of a trading session. Once the daily limit has been reached in a particular type of contract, no trades may be made on that day at a price beyond that limit. The daily limit governs only price movement during a particular trading day, and therefore does not limit potential losses because the limit may prevent the liquidation of unfavorable positions. Futures contract prices have occasionally moved to the daily limit for several consecutive trading days with little or no trading, thereby preventing prompt liquidation of future positions and subjecting some futures traders to substantial losses. The inability to close futures and options positions also could have an adverse impact on the ability to hedge a portfolio investment or to establish a substitute for a portfolio investment. U.S. Treasury futures are generally not subject to such daily limits.

A fund bears the risk that its advisor will incorrectly predict future market trends. If the advisor attempts to use a futures contract or a futures option as a hedge against, or as a substitute for, a portfolio investment, the fund will be exposed to the risk that the futures position will have or will develop imperfect or no correlation with the portfolio investment. This could cause substantial losses for the fund. Although hedging strategies involving futures products can reduce the risk of loss, they can also reduce the opportunity for gain or even result in losses by offsetting favorable price movements in other fund investments.

A fund could lose margin payments it has deposited with its FCM if, for example, the FCM breaches its agreement with the fund or becomes insolvent or goes into bankruptcy. In that event, the fund may be entitled to return of margin owed to it only in proportion to the amount received by the FCM’s other customers, potentially resulting in losses to the fund.

**Interfund Borrowing and Lending.** The SEC has granted an exemption permitting registered open-end Vanguard funds to participate in Vanguard’s interfund lending program. This program allows the Vanguard funds to borrow money from and lend money to each other for temporary or emergency purposes. The program is subject to a number of conditions, including, among other things, the requirements that (1) no fund may borrow or lend money through the

program unless it receives a more favorable interest rate than is typically available from a bank for a comparable transaction, (2) no fund may lend money if the loan would cause its aggregate outstanding loans through the program to exceed 15% of its net assets at the time of the loan, and (3) a fund's interfund loans to any one fund shall not exceed 5% of the lending fund's net assets. In addition, a Vanguard fund may participate in the program only if and to the extent that such participation is consistent with the fund's investment objective and investment policies. The boards of trustees of the Vanguard funds are responsible for overseeing the interfund lending program. Any delay in repayment to a lending fund could result in a lost investment opportunity or additional borrowing costs.

**Investing for Control.** Each Vanguard fund invests in securities and other instruments for the sole purpose of achieving a specific investment objective. As such, a Vanguard fund does not seek to acquire, individually or collectively with any other Vanguard fund, enough of a company's outstanding voting stock to have control over management decisions. A Vanguard fund does not invest for the purpose of controlling a company's management. This policy does not prevent Vanguard Total Stock Market Index Fund from having an ownership interest in a totally held subsidiary.

**Legal and Regulatory Risk.** Vanguard funds and their advisors are subject to an extensive and complex set of laws and regulations. These laws and regulations have evolved rapidly in recent years and likely will continue to evolve. Changes and additions to laws and regulations can result in unintended or unexpected impacts, including impacts to the value of a fund's investments, a fund's investment strategy, and/or a fund's ability to manage tax consequences. In addition, complying with new or changing laws or regulations generally can be expected to increase operational costs, which can have a negative impact on fund performance.

**Market Disruption.** Significant market disruptions, such as those caused by pandemics, natural or environmental disasters, war, acts of terrorism, or other events, can adversely affect local and global markets and normal market operations. Market disruptions may exacerbate political, social, and economic risks discussed above and in a fund's prospectus. Additionally, market disruptions may result in increased market volatility; regulatory trading halts; closure of domestic or foreign exchanges, markets, or governments; or market participants operating pursuant to business continuity plans for indeterminate periods of time. Such events can be highly disruptive to economies and markets and significantly impact individual companies, sectors, industries, markets, currencies, interest and inflation rates, credit ratings, investor sentiment, and other factors affecting the value of a fund's investments and operation of a fund. These events could also result in the closure of businesses that are integral to a fund's operations or otherwise disrupt the ability of employees of fund service providers to perform essential tasks on behalf of a fund.

**Options.** An option is a derivative. An option on a security (or index) is a contract that gives the holder of the option, in return for the payment of a "premium," the right, but not the obligation, to buy from (in the case of a call option) or sell to (in the case of a put option) the writer of the option the security underlying the option (or the cash value of the index) at a specified exercise price prior to the expiration date of the option. The writer of an option on a security has the obligation upon exercise of the option to deliver the underlying security upon payment of the exercise price (in the case of a call option) or to pay the exercise price upon delivery of the underlying security (in the case of a put option). The writer of an option on an index has the obligation upon exercise of the option to pay an amount equal to the cash value of the index minus the exercise price, multiplied by the specified multiplier for the index option. The multiplier for an index option determines the size of the investment position the option represents. Unlike exchange-traded options, which are standardized with respect to the underlying instrument, expiration date, contract size, and strike price, the terms of over-the-counter (OTC) options (options not traded on exchanges) generally are established through negotiation with the other party to the option contract. Although this type of arrangement allows the purchaser or writer greater flexibility to tailor an option to its needs, OTC options generally involve credit risk to the counterparty, whereas for exchange-traded, centrally cleared options, credit risk is mutualized through the involvement of the applicable clearing house.

The buyer (or holder) of an option is said to be "long" the option, while the seller (or writer) of an option is said to be "short" the option. A call option grants to the holder the right to buy (and obligates the writer to sell) the underlying security at the strike price, which is the predetermined price at which the option may be exercised. A put option grants to the holder the right to sell (and obligates the writer to buy) the underlying security at the strike price. The purchase price of an option is called the "premium." The potential loss to an option buyer is limited to the amount of the premium plus transaction costs. This will be the case if the option is held and not exercised prior to its expiration date. Generally, an option writer sells options with the goal of obtaining the premium paid by the option buyer, but that person could also seek to profit from an anticipated rise or decline in option prices. If an option sold by an option writer expires without being exercised, the writer retains the full amount of the premium. The option writer, however, has unlimited economic risk because its potential loss, except to the extent offset by the premium received when the option was written, is equal to the amount the option is "in-the-money" at the expiration date. A call option is in-the-money if the value of the

underlying position exceeds the exercise price of the option. A put option is in-the-money if the exercise price of the option exceeds the value of the underlying position. Generally, any profit realized by an option buyer represents a loss for the option writer. The writing of an option will not be considered to constitute the issuance, by a fund, of a “senior security,” as that term is defined in Section 18(g) of the 1940 Act, and therefore such transaction will not be subject to the 300% asset coverage requirement otherwise applicable to borrowings by a fund, if the fund complies with Rule 18f-4.

If a trading market, in particular options, were to become unavailable, investors in those options (such as the funds) would be unable to close out their positions until trading resumes, and they may be faced with substantial losses if the value of the underlying instrument moves adversely during that time. Even if the market were to remain available, there may be times when options prices will not maintain their customary or anticipated relationships to the prices of the underlying instruments and related instruments. Lack of investor interest, changes in volatility, or other factors or conditions might adversely affect the liquidity, efficiency, continuity, or even the orderliness of the market for particular options.

A fund bears the risk that its advisor will not accurately predict future market trends. If the advisor attempts to use an option as a hedge against, or as a substitute for, a portfolio investment, the fund will be exposed to the risk that the option will have or will develop imperfect or no correlation with the portfolio investment, which could cause substantial losses for the fund. Although hedging strategies involving options can reduce the risk of loss, they can also reduce the opportunity for gain or even result in losses by offsetting favorable price movements in other fund investments. Many options, in particular OTC options, are complex and often valued based on subjective factors. Improper valuations can result in increased cash payment requirements to counterparties or a loss of value to a fund.

**OTC Swap Agreements.** An over-the-counter (OTC) swap agreement, which is a type of derivative, is an agreement between two parties (counterparties) to exchange payments at specified dates (periodic payment dates) on the basis of a specified amount (notional amount) with the payments calculated with reference to a specified asset, reference rate, or index.

Examples of OTC swap agreements include, but are not limited to, interest rate swaps, credit default swaps, equity swaps, commodity swaps, foreign currency swaps, index swaps, excess return swaps, and total return swaps. Most OTC swap agreements provide that when the periodic payment dates for both parties are the same, payments are netted and only the net amount is paid to the counterparty entitled to receive the net payment. Consequently, a fund's current obligations (or rights) under an OTC swap agreement will generally be equal only to the net amount to be paid or received under the agreement, based on the relative values of the positions held by each counterparty. OTC swap agreements allow for a wide variety of transactions. For example, fixed rate payments may be exchanged for floating rate payments; U.S. dollar-denominated payments may be exchanged for payments denominated in a different currency; and payments tied to the price of one asset, reference rate, or index may be exchanged for payments tied to the price of another asset, reference rate, or index.

An OTC option on an OTC swap agreement, also called a “swaption,” is an option that gives the buyer the right, but not the obligation, to enter into a swap on a future date in exchange for paying a market-based “premium.” A receiver swaption gives the owner the right to receive the total return of a specified asset, reference rate, or index. A payer swaption gives the owner the right to pay the total return of a specified asset, reference rate, or index. Swaptions also include options that allow an existing swap to be terminated or extended by one of the counterparties.

The use of OTC swap agreements by a fund entails certain risks, which may be different from, or possibly greater than, the risks associated with investing directly in the securities and other investments that are the referenced asset for the swap agreement. OTC swaps are highly specialized instruments that require investment techniques, risk analyses, and tax planning different from those associated with stocks, bonds, and other traditional investments. The use of an OTC swap requires an understanding not only of the referenced asset, reference rate, or index but also of the swap itself, without the benefit of observing the performance of the swap under all possible market conditions.

OTC swap agreements may be subject to liquidity risk, which exists when a particular swap is difficult to purchase or sell. If an OTC swap transaction is particularly large or if the relevant market is illiquid (as is the case with many OTC swaps), it may not be possible to initiate a transaction or liquidate a position at an advantageous time or price, which may result in significant losses. In addition, OTC swap transactions may be subject to a fund's limitation on investments in illiquid securities.



OTC swap agreements may be subject to pricing risk, which exists when a particular swap becomes extraordinarily expensive or inexpensive relative to historical prices or the prices of corresponding cash market instruments. Under certain market conditions, it may not be economically feasible to initiate a transaction or liquidate a position in time to avoid a loss or take advantage of an opportunity or to realize the intrinsic value of the OTC swap agreement.

Because certain OTC swap agreements have a leverage component, adverse changes in the value or level of the underlying asset, reference rate, or index can result in a loss substantially greater than the amount invested in the swap itself. Certain OTC swaps have the potential for unlimited loss, regardless of the size of the initial investment. A leveraged OTC swap transaction will not be considered to constitute the issuance, by a fund, of a “senior security,” as that term is defined in Section 18(g) of the 1940 Act, and therefore such transaction will not be subject to the 300% asset coverage requirement otherwise applicable to borrowings by a fund, if the fund complies with Rule 18f-4.

Like most other investments, OTC swap agreements are subject to the risk that the market value of the instrument will change in a way detrimental to a fund’s interest. A fund bears the risk that its advisor will not accurately forecast future market trends or the values of assets, reference rates, indexes, or other economic factors in establishing OTC swap positions for the fund. If the advisor attempts to use an OTC swap as a hedge against, or as a substitute for, a portfolio investment, the fund will be exposed to the risk that the OTC swap will have or will develop imperfect or no correlation with the portfolio investment. This could cause substantial losses for the fund. Although hedging strategies involving OTC swap instruments can reduce the risk of loss, they can also reduce the opportunity for gain or even result in losses by offsetting favorable price movements in other fund investments. Many OTC swaps are complex and often valued subjectively. Improper valuations can result in increased cash payment requirements to counterparties or a loss of value to a fund.

The use of an OTC swap agreement also involves the risk that a loss may be sustained as a result of the insolvency or bankruptcy of the counterparty or the failure of the counterparty to make required payments or otherwise comply with the terms of the agreement. Additionally, the use of credit default swaps can result in losses if a fund’s advisor does not correctly evaluate the creditworthiness of the issuer on which the credit swap is based.

**Other Investment Companies.** A fund may invest in other investment companies, including ETFs, non-exchange traded U.S. registered open-end investment companies (mutual funds), and closed-end investment companies, to the extent permitted by applicable law or SEC exemption. Under Section 12(d)(1) of the 1940 Act, a fund may invest up to 10% of its assets in shares of investment companies generally and up to 5% of its assets in any one investment company, as long as no investment represents more than 3% of the voting stock of an acquired investment company. In addition, no funds for which Vanguard acts as an advisor may, in the aggregate, own more than 10% of the voting stock of a closed-end investment company. SEC Rule 12d1-4 under the 1940 Act permits registered investment companies to invest in other registered investment companies beyond the limits in Section 12(d)(1), subject to certain conditions, including that funds with different investment advisors must enter into a fund of funds investment agreement. Rule 12d1-4 is also designed to limit the use of complex fund structures. Under Rule 12d1-4, an acquired fund is prohibited from purchasing or otherwise acquiring the securities of another investment company or private fund if, immediately after the purchase, the securities of investment companies and private funds owned by the acquired fund have an aggregate value in excess of 10% of the value of the acquired fund’s total assets, subject to certain limited exceptions. Accordingly, to the extent a fund’s shares are sold to other investment companies in reliance on Rule 12d1-4, the acquired fund will be limited in the amount it could invest in other investment companies and private funds. If a fund invests in other investment companies, shareholders will bear not only their proportionate share of the fund’s expenses (including operating expenses and the fees of the advisor), but they also may indirectly bear similar expenses of the underlying investment companies. Certain investment companies, such as business development companies (BDCs), are more akin to operating companies and, as such, their expenses are not direct expenses paid by fund shareholders and are not used to calculate the fund’s net asset value. SEC rules nevertheless require that any expenses incurred by a BDC be included in a fund’s expense ratio as “Acquired Fund Fees and Expenses.” The expense ratio of a fund that holds a BDC will thus overstate what the fund actually spends on portfolio management, administrative services, and other shareholder services by an amount equal to these Acquired Fund Fees and Expenses. The Acquired Fund Fees and Expenses are not included in a fund’s financial statements, which provide a clearer picture of a fund’s actual operating expenses. Shareholders would also be exposed to the risks associated not only with the investments of the fund but also with the portfolio investments of the underlying investment companies. Certain types of investment companies, such as closed-end investment companies, issue a fixed number of shares that typically trade on a stock exchange or over-the-counter at a premium or discount to their net asset value. Others are continuously offered at net asset value but also may be traded on the secondary market.

A fund may be limited to purchasing a particular share class of other investment companies (underlying funds). In certain cases, an investor may be able to purchase lower-cost shares of such underlying funds separately, and therefore be able to construct, and maintain over time, a similar portfolio of investments while incurring lower overall expenses.

**Ownership Limitations and Regulatory Relief.** The more assets that Vanguard, its affiliates, and its external advisors manage, the more the Vanguard funds are or may be negatively impacted by ownership restrictions and limitations imposed by law, by regulation or regulators, or by issuers. Ownership restrictions and limitations can apply to certain industries (for example, banking, insurance, and utilities), certain issuers (who may, for example, have mechanisms such as poison pills in place to prevent takeovers), or certain transactions, and will also vary significantly in different contexts. A fund can be subject to more than one ownership limitation depending on its holdings, and each ownership limitation can impact multiple securities held by the fund.

Ownership limitations can restrict or impair a fund's investment activities in a variety of ways. To meet the requirements of a limitation or restriction, a fund may be unable to purchase or directly hold a security the fund would otherwise purchase or hold if the limitation did not apply. For index funds, this means a fund may not be able to track its index as closely as it would if it was not subject to an ownership limitation because the fund cannot buy its desired amount of an impacted security. For actively managed funds, this means a fund may miss an opportunity to invest in an impacted security that the fund's investment advisor otherwise would invest in if the fund were not subject to an ownership limitation. These types of restrictions could negatively impact a fund's performance.

When a Vanguard fund is subject to an ownership limitation, Vanguard or the fund typically will seek permission to exceed the limitation. However, there is no guarantee that permission will be granted, or that, once granted, it will not be modified or revoked at a later date. If this happens, the fund could be required to sell or otherwise dispose of holdings in one or more issuers to comply with limitations. In order to obtain permission to exceed an ownership limitation, Vanguard may have to agree to certain conditions that will impact its ability to exercise rights on behalf of funds. For example, Vanguard may be required to agree to vote proxies in a certain way for any securities Vanguard funds hold that exceed a particular ownership limitation.

For situations in which Vanguard does not have or is unable to obtain permission to exceed ownership limitations, Vanguard, its affiliates, and its external advisors have adopted a policy designed to allocate ownership of impacted securities across Vanguard products in a way that Vanguard deems fair and equitable over time. This allocation policy could result in certain Vanguard products obtaining zero or reduced direct exposure to one or more impacted securities and/or indirect exposure to impacted securities. In order to obtain indirect exposure, funds may use derivatives (such as total return swaps) or invest in totally held subsidiaries that hold the impacted securities. Both of these ways of obtaining indirect exposure may be more costly than owning securities of the issuer directly. Depending on the circumstances, certain Vanguard funds may incur and bear the costs associated with transactions entered into for these purposes that other Vanguard funds do not incur and bear. In addition, Vanguard, its affiliates, and its external advisors are not able to guarantee that they will be able to obtain some or all of the derivatives that funds want in order to gain indirect exposure to an impacted security. This limited availability of derivatives may impact the ability of a fund to meet its investment objective or invest in accordance with its investment strategy, and/or have additional impacts to fund performance. Additionally, funds that use derivatives for indirect exposure are subject to derivatives-related risks.

Ownership limitations and the use of derivatives to address ownership limitations could result in unanticipated tax consequences to a fund that may affect the amount, timing, and character of distributions to shareholders. The taxation of derivatives can be complex and, depending upon the type and amount of derivatives employed by a fund, the tax consequences of using derivatives could be worse than the tax consequences that result from direct exposure to impacted securities.

Ownership limitations are highly complex. It is possible that, despite a fund's intent to either comply with or be granted permission to exceed ownership limitations, it may inadvertently breach a limit.

**Preferred Stock.** Preferred stock represents an equity or ownership interest in an issuer. Preferred stock normally pays dividends at a specified rate and has precedence over common stock in the event the issuer is liquidated or declares bankruptcy. However, in the event an issuer is liquidated or declares bankruptcy, the claims of owners of bonds take precedence over the claims of those who own preferred and common stock. Preferred stock, unlike common stock, often has a stated dividend rate payable from the corporation's earnings. Preferred stock dividends may be cumulative or noncumulative, participating, or auction rate. "Cumulative" dividend provisions require all or a portion of prior unpaid dividends to be paid before dividends can be paid to the issuer's common stock. "Participating" preferred stock may be entitled to a dividend exceeding the stated dividend in certain cases. If interest rates rise, the fixed dividend on preferred

stocks may be less attractive, causing the price of such stocks to decline. Preferred stock may have mandatory sinking fund provisions, as well as provisions allowing the stock to be called or redeemed, which can limit the benefit of a decline in interest rates. Preferred stock is subject to many of the risks to which common stock and debt securities are subject. In addition, preferred stock may be subject to more abrupt or erratic price movements than common stock or debt securities because preferred stock may trade with less frequency and in more limited volume.

**Real Estate Investment Trusts (REITs).** An equity REIT owns real estate properties directly and generates income from rental and lease payments. Equity REITs also have the potential to generate capital gains as properties are sold at a profit. A mortgage REIT makes construction, development, and long-term mortgage loans to commercial real estate developers and earns interest income on these loans. A hybrid REIT holds both properties and mortgages. To avoid taxation at the corporate level, REITs must distribute most of their earnings to shareholders.

Investments in REITs are subject to many of the same risks as direct investments in real estate. In general, real estate values can be affected by a variety of factors, including, but not limited to, supply and demand for properties, general or local economic conditions, and the strength of specific industries that rent properties. Ultimately, a REIT's performance depends on the types and locations of the properties it owns and on how well the REIT manages its properties. For example, rental income could decline because of extended vacancies, increased competition from nearby properties, tenants' failure to pay rent, regulatory limitations on rents, fluctuations in rental income, variations in market rental rates, or incompetent management. Property values could decrease because of overbuilding in the area, environmental liabilities, uninsured damages caused by natural disasters, a general decline in the neighborhood, losses because of casualty or condemnation, increases in property taxes, or changes in zoning laws.

The value of a REIT may also be affected by changes in interest rates. Rising interest rates generally increase the cost of financing for real estate projects, which could cause the value of an equity REIT to decline. During periods of declining interest rates, mortgagors may elect to prepay mortgages held by mortgage REITs, which could lower or diminish the yield on the REIT. REITs are also subject to heavy cash-flow dependency, default by borrowers, and changes in tax and regulatory requirements. In addition, a REIT may fail to meet the requirements for qualification and taxation as a REIT under the IRC and/or fail to maintain exemption from the 1940 Act.

**Reliance on Service Providers, Data Providers, and Other Technology.** Vanguard funds rely upon the performance of service providers to execute several key functions, which may include functions integral to a fund's operations. Failure by any service provider to carry out its obligations to a fund could disrupt the business of the fund and could have an adverse effect on the fund's performance. A fund's service providers' reliance on certain technology or information vendors (e.g., trading systems, investment analysis tools, benchmark analytics, and tax and accounting tools) could also adversely affect a fund and its shareholders. For example, a fund's investment advisor may use models and/or data with respect to potential investments for the fund. When models or data prove to be incorrect or incomplete, any decisions made in reliance upon such models or data expose a fund to potential risks.

**Repurchase Agreements.** A repurchase agreement is an agreement under which a fund acquires a debt security (generally a security issued by the U.S. government or an agency thereof, a banker's acceptance, or a certificate of deposit) from a bank, a broker, a dealer, or another counterparty that meets minimum credit requirements and simultaneously agrees to resell such security to the seller at an agreed-upon price and date (normally, the next business day). Because the security purchased constitutes collateral for the repurchase obligation, a repurchase agreement may be considered a loan that is collateralized by the security purchased. The resale price reflects an agreed-upon interest rate effective for the period the instrument is held by a fund and is unrelated to the interest rate on the underlying instrument. In these transactions, the securities acquired by a fund (including accrued interest earned thereon) must have a total value in excess of the value of the repurchase agreement and be held by a custodian bank until repurchased. In addition, the investment advisor will monitor a fund's repurchase agreement transactions generally and will evaluate the creditworthiness of any bank, broker, dealer, or other counterparty that meets minimum credit requirements to a repurchase agreement relating to a fund. The aggregate amount of any such agreements is not limited, except to the extent required by law.

The use of repurchase agreements involves certain risks. One risk is the seller's ability to pay the agreed-upon repurchase price on the repurchase date. If the seller defaults, the fund may incur costs in disposing of the collateral, which would reduce the amount realized thereon. If the seller seeks relief under bankruptcy laws, the disposition of the collateral may be delayed or limited. For example, if the other party to the agreement becomes insolvent and subject to liquidation or reorganization under bankruptcy or other laws, a court may determine that the underlying security is collateral for a loan by the fund not within its control, and therefore the realization by the fund on such collateral may be automatically stayed. Finally, it is possible that the fund may not be able to substantiate its interest in the underlying security and may be deemed an unsecured creditor of the other party to the agreement.

**Restricted and Illiquid Securities/Investments (including Private Placements).** Illiquid securities/investments are investments that a fund reasonably expects cannot be sold or disposed of in current market conditions in seven calendar days or less without the sale or disposition significantly changing the market value of the investment. The SEC generally limits aggregate holdings of illiquid securities/investments by a mutual fund to 15% of its net assets (5% for money market funds). A fund may experience difficulty valuing and selling illiquid securities/investments and, in some cases, may be unable to value or sell certain illiquid securities for an indefinite period of time. Illiquid securities may include a wide variety of investments, such as (1) repurchase agreements maturing in more than seven days (unless the agreements have demand/redemption features), (2) OTC options contracts and certain other derivatives (including certain swap agreements), (3) fixed time deposits that are not subject to prepayment or do not provide for withdrawal penalties upon prepayment (other than overnight deposits), (4) certain loan interests and other direct debt instruments, (5) certain municipal lease obligations, (6) private equity investments, (7) commercial paper issued pursuant to Section 4(a)(2) of the 1933 Act, and (8) securities whose disposition is restricted under the federal securities laws. Illiquid securities/investments may include restricted, privately placed securities (such as private investments in public equity (PIPEs) or special purpose acquisition companies (SPACs)) that, under the federal securities laws, generally may be resold only to qualified institutional buyers. If a market develops for a restricted security held by a fund, it may be treated as a liquid security in accordance with guidelines approved by the board of trustees.

**Reverse Repurchase Agreements.** In a reverse repurchase agreement, a fund sells a security to another party, such as a bank or broker-dealer, in return for cash and agrees to repurchase that security at an agreed-upon price and time. Under a reverse repurchase agreement, the fund continues to receive any principal and interest payments on the underlying security during the term of the agreement. Reverse repurchase agreements involve the risk that the market value of securities retained by the fund may decline below the repurchase price of the securities sold by the fund that it is obligated to repurchase. In addition to the risk of such a loss, fees charged to the fund may exceed the return the fund earns from investing the proceeds received from the reverse repurchase agreement transaction. A reverse repurchase agreement may be considered a borrowing transaction for purposes of the 1940 Act. A reverse repurchase agreement transaction will not be considered to constitute the issuance, by a fund, of a “senior security,” as that term is defined in Section 18(g) of the 1940 Act, and therefore such transaction will not be subject to the 300% asset coverage requirement otherwise applicable to borrowings by a fund, if the fund complies with Rule 18f-4. A fund will enter into reverse repurchase agreements only with parties whose creditworthiness has been reviewed and found satisfactory by the advisor. If the buyer in a reverse repurchase agreement becomes insolvent or files for bankruptcy, a fund’s use of proceeds from the sale may be restricted while the other party or its trustee or receiver determines if it will honor the fund’s right to repurchase the securities. If the fund is unable to recover the securities it sold in a reverse repurchase agreement, it would realize a loss equal to the difference between the value of the securities and the payment it received for them.

**Securities Lending.** A fund may lend its securities to financial institutions (typically brokers, dealers, and banks) to generate income for the fund. There are certain risks associated with lending securities, including counterparty, credit, market, regulatory, and operational risks. Vanguard considers the creditworthiness of the borrower, among other factors, in making decisions with respect to the lending of securities, subject to oversight by the board of trustees. If the borrower defaults on its obligation to return the securities lent because of insolvency or other reasons, a fund could experience delays and costs in recovering the securities lent or in gaining access to the collateral. These delays and costs could be greater for certain types of foreign securities, as well as certain types of borrowers that are subject to global regulatory regimes. If a fund is not able to recover the securities lent, the fund may sell the collateral and purchase a replacement security in the market. Collateral investments are subject to market appreciation or depreciation. The value of the collateral could decrease below the value of the replacement investment by the time the replacement investment is purchased. Currently, a fund invests cash collateral into Vanguard Market Liquidity Fund, an affiliated money market fund that invests primarily in high-quality, short-term money market instruments.

The terms and the structure of the loan arrangements, as well as the aggregate amount of securities loans, must be consistent with the 1940 Act and the rules or interpretations of the SEC thereunder. These provisions limit the amount of securities a fund may lend to 33⅓% of the fund’s total assets and require that (1) the borrower pledge and maintain with the fund collateral consisting of cash, an irrevocable letter of credit, or securities issued or guaranteed by the U.S. government having at all times not less than 100% of the value of the securities lent; (2) the borrower add to such collateral whenever the price of the securities lent rises (i.e., the borrower “marks to market” on a daily basis); (3) the loan be made subject to termination by the fund at any time; and (4) the fund receives reasonable interest on the loan (which may include the fund investing any cash collateral in interest-bearing short-term investments), any distribution on the lent securities, and any increase in their market value. Loan arrangements made by a fund will comply with any other applicable regulatory requirements. At the present time, the SEC does not object if an investment company pays reasonable negotiated fees in connection with lent securities, so long as such fees are set forth in a written contract and



approved by the investment company's trustees. In addition, voting rights pass with the lent securities, but if a fund has knowledge that a material event will occur affecting securities on loan, and in respect to which the holder of the securities will be entitled to vote or consent, the lender must be entitled to call the loaned securities in time to vote or consent. A fund bears the risk that there may be a delay in the return of the securities, which may impair the fund's ability to vote on such a matter. See *Tax Status of the Funds* for information about certain tax consequences related to a fund's securities lending activities.

Pursuant to Vanguard's securities lending policy, Vanguard's fixed income and money market funds are not permitted to, and do not, lend their investment securities.

**Subsidiary Investments.** Vanguard Total Stock Market Index Fund (the "Fund") may invest in a totally held subsidiary organized under the laws of the State of Delaware (the "Subsidiary"). The Fund intends to invest in the Subsidiary primarily to effectuate compliance with legal or regulatory requirements applicable to the Fund or Vanguard. The Subsidiary will principally hold equity securities that are otherwise held, or could be held, by the Fund. By investing in its totally held Subsidiary, the Fund is indirectly exposed to all of the risks to which the Subsidiary is exposed. The Subsidiary is not a registered investment company and, accordingly, is not subject to the 1940 Act. Therefore, the Fund's investment in the Subsidiary has none of the protections provided to investors in funds registered under the 1940 Act.

The Subsidiary pays an independent third-party manager (the "Manager") a fee plus reasonable additional expenses to serve as manager of the Subsidiary. The Manager has sole control over the Subsidiary, subject to the limitations in the Subsidiary's governing instrument. In addition, an independent third-party bank provides administrative and custodial services to the Subsidiary. The Fund's aggregate expenses relating to investing in the Subsidiary will be less than 0.01% of the Fund's net assets.

**Tax Matters—Federal Tax Discussion.** Discussion herein of U.S. federal income tax matters summarizes some of the important, generally applicable U.S. federal tax considerations relevant to investment in a fund based on the IRC, U.S. Treasury regulations, and other applicable authorities. These authorities are subject to change by legislative, administrative, or judicial action, possibly with retroactive effect. Each Fund has not requested and will not request an advance ruling from the Internal Revenue Service (IRS) as to the U.S. federal income tax matters discussed in this Statement of Additional Information. In some cases, a fund's tax position may be uncertain under current tax law and an adverse determination or future guidance by the IRS with respect to such a position could adversely affect the fund and its shareholders, including the fund's ability to continue to qualify as a regulated investment company or to continue to pursue its current investment strategy. A shareholder should consult their tax professional for information regarding the particular situation and the possible application of U.S. federal, state, local, foreign, and other taxes.

**Tax Matters—Federal Tax Treatment of Derivatives, Hedging, and Related Transactions.** A fund's transactions in derivative instruments (including, but not limited to, options, futures, forward contracts, and swap agreements), as well as any of the fund's hedging, short sale, securities loan, or similar transactions, may be subject to one or more special tax rules that accelerate income to the fund, defer losses to the fund, cause adjustments in the holding periods of the fund's securities, convert long-term capital gains into short-term capital gains, or convert short-term capital losses into long-term capital losses. These rules could therefore affect the amount, timing, and character of distributions to shareholders.

Because these and other tax rules applicable to these types of transactions are in some cases uncertain under current law, an adverse determination or future guidance by the IRS with respect to these rules (which determination or guidance could be retroactive) may affect whether a fund has made sufficient distributions, and otherwise satisfied the relevant requirements, to maintain its qualification as a regulated investment company and avoid a fund-level tax.

**Tax Matters—Federal Tax Treatment of Futures Contracts.** For federal income tax purposes, a fund generally must recognize, as of the end of each taxable year, any net unrealized gains and losses on certain futures contracts, as well as any gains and losses actually realized during the year. In these cases, any gain or loss recognized with respect to a futures contract is considered to be 60% long-term capital gain or loss and 40% short-term capital gain or loss, without regard to the holding period of the contract. Gains and losses on certain other futures contracts (primarily non-U.S. futures contracts) are not recognized until the contracts are closed and are treated as long-term or short-term,

depending on the holding period of the contract. Sales of futures contracts that are intended to hedge against a change in the value of securities held by a fund may affect the holding period of such securities and, consequently, the nature of the gain or loss on such securities upon disposition. A fund may be required to defer the recognition of losses on one position, such as futures contracts, to the extent of any unrecognized gains on a related offsetting position held by the fund.

A fund will distribute to shareholders annually any net capital gains that have been recognized for federal income tax purposes on futures transactions. Such distributions will be combined with distributions of capital gains realized on the fund's other investments, and shareholders will be advised on the nature of the distributions.

**Tax Matters—Federal Tax Treatment of Non-U.S. Currency Transactions.** Special rules generally govern the federal income tax treatment of a fund's transactions in the following: non-U.S. currencies; non-U.S. currency-denominated debt obligations; and certain non-U.S. currency options, futures contracts, forward contracts, and similar instruments. Accordingly, if a fund engages in these types of transactions it may have ordinary income or loss to the extent that such income or loss results from fluctuations in the value of the non-U.S. currency concerned. Such ordinary income could accelerate fund distributions to shareholders and increase the distributions taxed to shareholders as ordinary income. Any ordinary loss so created will generally reduce ordinary income distributions and, in some cases, could require the recharacterization of prior ordinary income distributions. Net ordinary losses cannot be carried forward by the fund to offset income or gains realized in subsequent taxable years.

Any gain or loss attributable to the non-U.S. currency component of a transaction engaged in by a fund that is not subject to these special currency rules (such as foreign equity investments other than certain preferred stocks) will generally be treated as a capital gain or loss and will not be segregated from the gain or loss on the underlying transaction.

To the extent a fund engages in non-U.S. currency hedging, the fund may elect or be required to apply other rules that could affect the character, timing, or amount of the fund's gains and losses. For more information, see *"Tax Matters—Federal Tax Treatment of Derivatives, Hedging, and Related Transactions."*

**Tax Matters—Foreign Tax Credit.** Foreign governments may withhold taxes on dividends and interest paid with respect to foreign securities held by a fund. Foreign governments may also impose taxes on other payments or gains with respect to foreign securities. If, at the close of its fiscal year, more than 50% of a fund's total assets are invested in securities of foreign issuers, the fund may elect to pass through to shareholders the ability to deduct or, if they meet certain holding period requirements, take a credit for foreign taxes paid by the fund. Similarly, if at the close of each quarter of a fund's taxable year, at least 50% of its total assets consist of interests in other regulated investment companies, the fund is permitted to elect to pass through to its shareholders the foreign income taxes paid by the fund in connection with foreign securities held directly by the fund or held by a regulated investment company in which the fund invests that has elected to pass through such taxes to shareholders.

**Tax Matters—Passive Foreign Investment Companies.** To the extent that a fund invests in stock in a foreign company, such stock may constitute an equity investment in a passive foreign investment company (PFIC). A foreign company is generally a PFIC if 75% or more of its gross income is passive or if 50% or more of its assets produce passive income. Capital gains on the sale of an interest in a PFIC will be deemed ordinary income regardless of how long a fund held it. Also, a fund may be subject to corporate income tax and an interest charge on certain dividends and capital gains earned in respect to PFIC interests, whether or not such amounts are distributed to shareholders. To avoid such tax and interest, a fund may elect to "mark to market" its PFIC interests, that is, to treat such interests as sold on the last day of a fund's fiscal year, and to recognize any unrealized gains (or losses, to the extent of previously recognized gains) as ordinary income (or loss) each year. Distributions from a fund that are attributable to income or gains earned in respect to PFIC interests are characterized as ordinary income.

**Tax Matters—Real Estate Mortgage Investment Conduits.** If a fund invests directly or indirectly, including through a REIT or other pass-through entity, in residual interests in real estate mortgage investment conduits (REMICs) or equity interests in taxable mortgage pools (TMPs), a portion of the fund's income that is attributable to a residual interest in a REMIC or an equity interest in a TMP (such portion referred to in the IRC as an "excess inclusion") will be subject to U.S. federal income tax in all events—including potentially at the fund level—under a notice issued by the IRS in October 2006 and U.S. Treasury regulations that have yet to be issued but may apply retroactively. This notice also provides, and the regulations are expected to provide, that excess inclusion income of a regulated investment company will be allocated to shareholders of the regulated investment company in proportion to the dividends received by such shareholders, with the same consequences as if the shareholders held the related interest directly. In general, excess inclusion income allocated to shareholders (1) cannot be offset by net operating losses (subject to a limited exception

for certain thrift institutions); (2) will constitute unrelated business taxable income (UBTI) to entities (including a qualified pension plan, an individual retirement account, a 401(k) plan, a Keogh plan, or other tax-exempt entity) subject to tax on UBTI, thereby potentially requiring such an entity, which otherwise might not be required, to file a tax return and pay tax on such income; and (3) in the case of a non-U.S. investor, will not qualify for any reduction in U.S. federal withholding tax. A shareholder will be subject to U.S. federal income tax on such inclusions notwithstanding any exemption from such income tax otherwise available under the IRC. As a result, a fund investing in such interests may not be suitable for charitable remainder trusts. See *“Tax Matters—Tax-Exempt Investors.”*

**Tax Matters—Tax Considerations for Non-U.S. Investors.** U.S. withholding and estate taxes and certain U.S. tax reporting requirements may apply to any investments made by non-U.S. investors in Vanguard funds. Certain properly reported distributions of qualifying interest income or short-term capital gain made by a fund to its non-U.S. investors are exempt from U.S. withholding taxes, provided the investors furnish valid tax documentation (i.e., IRS Form W-8) certifying as to their non-U.S. status.

A fund is permitted, but is not required, to report any of its distributions as eligible for such relief, and some distributions (e.g., distributions of interest a fund receives from non-U.S. issuers) are not eligible for this relief. For some funds, Vanguard has chosen to report qualifying distributions and apply the withholding exemption to those distributions when made to non-U.S. shareholders who invest directly with Vanguard. For other funds, Vanguard may choose not to apply the withholding exemption to qualifying fund distributions made to direct shareholders, but may provide the reporting to such shareholders. In these cases, a shareholder may be able to reclaim such withholding tax directly from the IRS.

If shareholders hold fund shares (including ETF shares) through a broker or intermediary, their broker or intermediary may apply this relief to properly reported qualifying distributions made to shareholders with respect to those shares. If a shareholder's broker or intermediary instead collects withholding tax where the fund has provided the proper reporting, the shareholder may be able to reclaim such withholding tax from the IRS. Please consult your broker or intermediary regarding the application of these rules.

This relief does not apply to any withholding required under the Foreign Account Tax Compliance Act (FATCA), which generally requires a fund to obtain information sufficient to identify the status of each of its shareholders. If a shareholder fails to provide this information or otherwise fails to comply with FATCA, a fund may be required to withhold under FATCA at a rate of 30% with respect to that shareholder on fund distributions. Please consult your tax advisor for more information about these rules.

**Tax Matters—Tax-Exempt Investors.** Income of a fund that would be UBTI if earned directly by a tax-exempt entity will not generally be attributed as UBTI to a tax-exempt shareholder of the fund. Notwithstanding this “blocking” effect, a tax-exempt shareholder could realize UBTI by virtue of its investment in a fund if shares in the fund constitute debt-financed property in the hands of the tax-exempt shareholder within the meaning of IRC Section 514(b).

A tax-exempt shareholder may also recognize UBTI if a fund recognizes “excess inclusion income” derived from direct or indirect investments in residual interests in REMICs or equity interests in TMPs. See *“Tax Matters—Real Estate Mortgage Investment Conduits.”*

In addition, special tax consequences apply to charitable remainder trusts that invest in a fund that invests directly or indirectly in residual interests in REMICs or equity interests in TMPs. Charitable remainder trusts and other tax-exempt investors are urged to consult their tax advisors concerning the consequences of investing in a fund.

**Time Deposits.** Time deposits are subject to the same risks that pertain to domestic issuers of money market instruments, most notably credit risk (and, to a lesser extent, income risk, market risk, and liquidity risk). Additionally, time deposits of foreign branches of U.S. banks and foreign branches of foreign banks may be subject to certain sovereign risks. One such risk is the possibility that a sovereign country might prevent capital, in the form of U.S. dollars, from flowing across its borders. Other risks include adverse political and economic developments, the extent and quality of government regulation of financial markets and institutions, the imposition of foreign withholding taxes, and expropriation or nationalization of foreign issuers. However, time deposits of such issuers will undergo the same type of credit analysis as domestic issuers in which a Vanguard fund invests and will have at least the same financial strength as the domestic issuers approved for the fund.

**Warrants.** Warrants are instruments that give the holder the right, but not the obligation, to buy an equity security at a specific price for a specific period of time. Changes in the value of a warrant do not necessarily correspond to changes in the value of its underlying security. The price of a warrant may be more volatile than the price of its underlying security, and a warrant may offer greater potential for capital appreciation as well as capital loss. Warrants do not entitle a holder to dividends or voting rights with respect to the underlying security and do not represent any rights in the assets

of the issuing company. A warrant ceases to have value if it is not exercised prior to its expiration date. These factors can make warrants more speculative than other types of investments. Other kinds of warrants exist, including, but not limited to, warrants linked to countries' economic performance or to commodity prices such as oil prices. These warrants may be subject to risk from fluctuation of underlying assets or indexes, as well as credit risk that the issuer does not pay on the obligations and risk that the data used for warrant payment calculation does not accurately reflect the true underlying commodity price or economic performance.

***When-Issued, Delayed-Delivery, and Forward-Commitment Transactions.*** When-issued, delayed-delivery, and forward-commitment transactions involve a commitment to purchase or sell specific securities at a predetermined price or yield in which payment and delivery take place after the customary settlement period for that type of security. Typically, no interest accrues to the purchaser until the security is delivered. When purchasing securities pursuant to one of these transactions, payment for the securities is not required until the delivery date. However, the purchaser assumes the rights and risks of ownership, including the risks of price and yield fluctuations and the risk that the security will not be issued as anticipated. When a fund has sold a security pursuant to one of these transactions, the fund does not participate in further gains or losses with respect to the security. If the other party to a delayed-delivery transaction fails to deliver or pay for the securities, the fund could miss a favorable price or yield opportunity or suffer a loss. A fund may renegotiate a when-issued or forward-commitment transaction and may sell the underlying securities before delivery, which may result in capital gains or losses for the fund. When-issued, delayed-delivery, and forward-commitment transactions will not be considered to constitute the issuance, by a fund, of a "senior security," as that term is defined in Section 18(g) of the 1940 Act, and therefore such transaction will not be subject to the 300% asset coverage requirement otherwise applicable to borrowings by the fund, if the fund complies with Rule 18f-4.

***Sale of Investor Shares of Vanguard Small-Cap Index and Vanguard Total Stock Market Index Funds in Japan.*** In connection with the offering of the Investor Shares of Vanguard Small-Cap Index and Vanguard Total Stock Market Index Funds in Japan, the Funds have undertaken to the Japanese Securities Dealers Association that each Fund may not (1) borrow money, except for temporary or emergency purposes in an amount not exceeding 10% of the Fund's net assets; (2) together with other mutual funds managed by Vanguard, acquire more than 50% of the outstanding voting securities of any issuer; (3) invest more than 15% of its net assets in illiquid securities (which include securities restricted as to resale unless they are determined to be readily marketable in accordance with procedures established by the board of trustees); and (4) sell securities short at any time in excess of its net asset value.

If the undertaking is violated, the Funds will, promptly after discovery, take such action as may be necessary to cause the violation to cease, which shall be the only obligation of the Funds and the only remedy in respect to the violation. This undertaking will remain in effect as long as (1) shares of the Funds are qualified for offer or sale in Japan and (2) the undertaking is required by "Standards of Selection of Foreign Investment Fund Securities" established under the Rules of Foreign Securities Transactions by the Japanese Securities Dealers Association.

## SHARE PRICE

Multiple-class funds do not have a single share price. Rather, each class has a share price, also known as *net asset value* (NAV), which is typically calculated as of the close of regular trading on the New York Stock Exchange (NYSE), generally 4 p.m., Eastern time, on each day that the NYSE is open for business (a business day). In the rare event the NYSE experiences unanticipated disruptions and is unavailable at the close of the trading day, each Fund reserves the right to treat such day as a business day and calculate NAVs as of the close of regular trading on the Nasdaq (or another alternate exchange if the Nasdaq is unavailable, as determined at Vanguard's discretion), generally 4 p.m., Eastern time. The NAV per share is computed by dividing the total assets, minus liabilities, allocated to the share class by the number of Fund shares outstanding for that class. On U.S. holidays or other days when the NYSE is closed, the NAV is not calculated, and the Funds do not sell or redeem shares. However, on those days the value of a Fund's assets may be affected to the extent that the Fund holds securities that change in value on those days (such as foreign securities that trade on foreign markets that are open).

The NYSE typically observes the following holidays: New Year's Day; Martin Luther King, Jr., Day; Presidents' Day (Washington's Birthday); Good Friday; Memorial Day; Juneteenth National Independence Day; Independence Day; Labor Day; Thanksgiving Day; and Christmas Day. Although each Fund expects the same holidays to be observed in the future, the NYSE may modify its holiday schedule or hours of operation at any time.

## PURCHASE AND REDEMPTION OF SHARES

### Purchase of Shares (other than ETF Shares)

The purchase price of shares of each Fund is the NAV per share next determined after the purchase request is received in good order, as defined in the Fund's prospectus.

**Exchange of Securities for Shares of a Fund.** Shares of a Fund may be purchased "in kind" (i.e., in exchange for securities, rather than for cash) at the discretion of the Fund's portfolio manager. Such securities must not be restricted as to transfer and must have a value that is readily ascertainable. Securities accepted by the Fund will be valued, as set forth in the Fund's prospectus, as of the time of the next determination of NAV after such acceptance. All dividend, subscription, or other rights that are reflected in the market price of accepted securities at the time of valuation become the property of the Fund and must be delivered to the Fund by the investor upon receipt from the issuer. A gain or loss for federal income tax purposes, depending upon the cost of the securities tendered, would be realized by the investor upon the exchange. Investors interested in purchasing fund shares in kind should contact Vanguard.

### Redemption of Shares (other than ETF Shares)

The redemption price of shares of each Fund is the NAV per share next determined after the redemption request is received in good order, as defined in the Funds' prospectus.

Each Fund can postpone payment of redemption proceeds for up to seven calendar days. In addition, each Fund can suspend redemptions and/or postpone payments of redemption proceeds beyond seven calendar days (1) during any period that the NYSE is closed or trading on the NYSE is restricted as determined by the SEC; (2) during any period when an emergency exists, as defined by the SEC, as a result of which it is not reasonably practicable for the Funds to dispose of securities it owns or to fairly determine the value of its assets; or (3) for such other periods as the SEC may permit.

The Trust has filed a notice of election with the SEC to pay in cash all redemptions requested by any shareholder of record limited in amount during any 90-day period to the lesser of \$250,000 or 1% of the net assets of a Fund at the beginning of such period.

If Vanguard determines that it would be detrimental to the best interests of the remaining shareholders of a Fund to make payment wholly or partly in cash, the Fund may pay the redemption price in whole or in part by a distribution in kind of readily marketable securities held by the Fund in lieu of cash in conformity with applicable rules of the SEC and in accordance with procedures adopted by the Fund's board of trustees. Investors may incur brokerage charges on the sale of such securities received in payment of redemptions.

The Funds do not charge redemption fees. Shares redeemed may be worth more or less than what was paid for them, depending on the market value of the securities held by the Fund.

Vanguard processes purchase and redemption requests through a pooled account. Pending investment direction or distribution of redemption proceeds, the assets in the pooled account are invested and any earnings (the "float") are allocated proportionately among the Vanguard funds in order to offset fund expenses. Other than the float, Vanguard treats assets held in the pooled account as the assets of each shareholder making such purchase or redemption request.

### Right to Change Policies

Vanguard reserves the right, without notice, to (1) alter, add, or discontinue any conditions of purchase (including eligibility requirements), redemption, exchange, conversion, service, or privilege at any time and (2) alter, impose, discontinue, or waive any purchase fee, redemption fee, account service fee, or other fee charged to a shareholder or a group of shareholders. Changes may affect any or all investors. These actions will be taken when, at the sole discretion of Vanguard management, Vanguard believes they are in the best interest of a fund.

### Investing With Vanguard Through Other Firms

Each Fund has authorized certain agents to accept on its behalf purchase and redemption orders, and those agents are authorized to designate other intermediaries to accept purchase and redemption orders on the Fund's behalf



(collectively, Authorized Agents). A Fund will be deemed to have received a purchase or redemption order when an Authorized Agent accepts the order in accordance with the Fund's instructions. In most instances, a customer order that is properly transmitted to an Authorized Agent will be priced at the NAV per share next determined after the order is received by the Authorized Agent.

## MANAGEMENT OF THE FUNDS

### Vanguard

Each Fund is part of the Vanguard group of investment companies, which consists of over 200 funds. Each fund is a series of a Delaware statutory trust. The funds obtain virtually all of their corporate management, administrative, and distribution services through the trusts' jointly owned subsidiary, Vanguard. Vanguard may contract with certain third-party service providers to assist Vanguard in providing certain administrative and/or accounting services with respect to the funds, subject to Vanguard's oversight. Vanguard also provides investment advisory services to certain Vanguard funds. All of these services are provided at Vanguard's total cost of operations pursuant to the Fifth Amended and Restated Funds' Service Agreement (the Agreement).

Vanguard employs a supporting staff of management and administrative personnel needed to provide the requisite services to the funds and also furnishes the funds with necessary office space, furnishings, and equipment. Each fund (other than a fund of funds) pays its share of Vanguard's total expenses, which are allocated among the funds under methods approved by the board of trustees of each fund. In addition, each fund bears its own direct expenses, such as legal, auditing, and custodial fees.

Pursuant to an agreement between Vanguard and JPMorgan Chase Bank, N.A. (JPMorgan), JPMorgan provides services for Vanguard Extended Market Index Fund, Vanguard Mid-Cap Growth Index Fund, Vanguard Mid-Cap Index Fund, Vanguard Mid-Cap Value Index Fund, Vanguard Small-Cap Growth Index Fund, Vanguard Small-Cap Index Fund, Vanguard Small-Cap Value Index Fund, and Vanguard Total Stock Market Index Fund. These services include, but are not limited to: (i) the calculation of such funds' daily NAVs and (ii) the furnishing of financial reports. The fees paid to JPMorgan under this agreement are based on a combination of flat and asset based fees. During the fiscal years ended December 31, 2022, 2023, and 2024, JPMorgan had received fees from the Funds for administrative services rendered as shown in the table below.

Pursuant to an agreement between Vanguard and State Street Bank and Trust Company (State Street), State Street provides services for Vanguard 500 Index Fund, Vanguard Growth Index Fund, Vanguard Value Index Fund, and Vanguard Large-Cap Index Fund. These services include, but are not limited to: (i) the calculation of such funds' daily NAVs and (ii) the furnishing of financial reports. The fees paid to State Street under this agreement are based on a combination of flat and asset based fees. During the fiscal years ended December 31, 2022, 2023, and 2024, State Street had received fees from the Funds for administrative services rendered as shown in the table below.

Vanguard Fund	2022	2023	2024
Vanguard 500 Index Fund	\$21,500.04	\$21,500.06	\$22,812.39
Vanguard Extended Market Index Fund	16,999.88	16,999.93	19,499.74
Vanguard Growth Index Fund	21,500.07	21,500.03	22,812.39
Vanguard Large Cap Index Fund	21,500.07	21,500.03	22,812.39
Vanguard Mid-Cap Growth Index Fund	16,999.90	16,999.90	17,499.87
Vanguard Mid-Cap Index Fund	16,999.94	16,999.92	18,833.14
Vanguard Mid-Cap Value Index Fund	16,999.91	16,999.92	17,499.85
Vanguard Small-Cap Growth Index Fund	16,999.94	16,999.93	18,166.50
Vanguard Small-Cap Index Fund	16,999.86	16,999.92	18,833.09
Vanguard Small-Cap Value Index Fund	16,999.91	16,999.90	18,166.46
Vanguard Total Stock Market Index Fund	16,999.95	16,999.94	19,499.76
Vanguard Value Index Fund	21,500.05	21,500.05	22,812.37

The funds' officers are also employees of Vanguard.

Vanguard, Vanguard Marketing Corporation (VMC), the funds, and the funds' advisors have adopted codes of ethics designed to prevent employees who may have access to nonpublic information about the trading activities of the funds

(access persons) from profiting from that information. The codes of ethics permit access persons to invest in securities for their own accounts, including securities that may be held by a fund, but place substantive and procedural restrictions on the trading activities of access persons. For example, the codes of ethics require that access persons receive advance approval for most securities trades to ensure that there is no conflict with the trading activities of the funds.

Vanguard was established and operates under the Agreement. The Agreement provides that each Vanguard fund may be called upon to invest up to 0.40% of its net assets in Vanguard. The amounts that each fund has invested are adjusted from time to time in order to maintain the proportionate relationship between each fund's relative net assets and its contribution to Vanguard's capital.

As of December 31, 2024, the Funds had contributed capital to Vanguard as follows:

<b>Vanguard Fund</b>	<b>Capital Contribution to Vanguard</b>	<b>Percentage of Fund's Average Net Assets</b>	<b>Percent of Vanguard's Capitalization</b>
Vanguard 500 Index Fund	\$36,173,000	Less than 0.01%	14.47%
Vanguard Extended Market Index Fund	3,167,000	Less than 0.01%	1.27
Vanguard Growth Index Fund	7,417,000	Less than 0.01%	2.97
Vanguard Large-Cap Index Fund	1,534,000	Less than 0.01%	0.61
Vanguard Mid-Cap Growth Index Fund	775,000	Less than 0.01%	0.31
Vanguard Mid-Cap Index Fund	4,996,000	Less than 0.01%	2.00
Vanguard Mid-Cap Value Index Fund	863,000	Less than 0.01%	0.35
Vanguard Small-Cap Growth Index Fund	1,072,000	Less than 0.01%	0.43
Vanguard Small-Cap Index Fund	4,403,000	Less than 0.01%	1.76
Vanguard Small-Cap Value Index Fund	1,658,000	Less than 0.01%	0.66
Vanguard Total Stock Market Index Fund	48,328,000	Less than 0.01%	19.33
Vanguard Value Index Fund	5,134,000	Less than 0.01%	2.05

**Management.** Corporate management and administrative services include (1) executive staff, (2) accounting and financial, (3) legal and regulatory, (4) shareholder account maintenance, (5) monitoring and control of custodian relationships, (6) shareholder reporting, (7) review and evaluation of advisory and other services provided to the funds by third parties, and (8) such other services necessary to operate the funds at the lowest reasonable cost in accordance with the Agreement.

**Distribution.** Vanguard Marketing Corporation, 100 Vanguard Boulevard, Malvern, PA 19355, a wholly owned subsidiary of Vanguard, is the principal underwriter for the funds and in that capacity performs and finances marketing, promotional, and distribution activities (collectively, marketing and distribution activities) that are primarily intended to result in the sale of the funds' shares. VMC offers shares of each fund for sale on a continuous basis and will use all reasonable efforts in connection with the distribution of shares of the funds. VMC performs marketing and distribution activities in accordance with the conditions of a 1981 SEC exemptive order that permits the Vanguard funds to internalize and jointly finance the marketing, promotion, and distribution of their shares. The funds' trustees review and approve the marketing and distribution expenses incurred by the funds, including the nature and cost of the activities and the desirability of each fund's continued participation in the joint arrangement.

To ensure that each fund's participation in the joint arrangement falls within a reasonable range of fairness, each fund contributes to VMC's marketing and distribution expenses in accordance with an SEC-approved formula. Under that formula, one half of the marketing and distribution expenses are allocated among the funds based upon their relative net assets. The remaining half of those expenses is allocated among the funds based upon each fund's sales for the preceding 24 months relative to the total sales of the funds as a group, provided, however, that no fund's aggregate quarterly rate of contribution for marketing and distribution expenses shall exceed 125% of the average marketing and distribution expense rate for Vanguard and that no fund shall incur annual marketing and distribution expenses in excess of 0.20% of its average month-end net assets. Each fund's contribution to these marketing and distribution expenses helps to maintain and enhance the attractiveness and viability of the Vanguard complex as a whole, which benefits all of the funds and their shareholders.

VMC's principal marketing and distribution expenses are for advertising, promotional materials, and marketing personnel. Other marketing and distribution activities of an administrative nature that VMC undertakes on behalf of the funds may include, but are not limited to:

- Conducting or publishing Vanguard-generated research and analysis concerning the funds, other investments, the financial markets, or the economy.
- Providing views, opinions, advice, or commentary concerning the funds, other investments, the financial markets, or the economy.
- Providing analytical, statistical, performance, or other information concerning the funds, other investments, the financial markets, or the economy.
- Providing administrative services in connection with investments in the funds or other investments, including, but not limited to, shareholder services, recordkeeping services, and educational services.
- Providing products or services that assist investors or financial service providers (as defined below) in the investment decision-making process.

VMC performs most marketing and distribution activities itself. Some activities may be conducted by third parties pursuant to shared marketing arrangements under which VMC agrees to share the costs and performance of marketing and distribution activities in concert with a financial service provider. Financial service providers include, but are not limited to, investment advisors, broker-dealers, financial planners, financial consultants, banks, and insurance companies. Under these cost- and performance-sharing arrangements, VMC may pay or reimburse a financial service provider (or a third party it retains) for marketing and distribution activities that VMC would otherwise perform. VMC's cost- and performance-sharing arrangements may be established in connection with Vanguard investment products or services offered or provided to or through the financial service providers.

VMC's arrangements for shared marketing and distribution activities may vary among financial service providers, and its payments or reimbursements to financial service providers in connection with shared marketing and distribution activities may be significant. VMC, as a matter of policy, does not pay asset-based fees, sales-based fees, or account-based fees to financial service providers in connection with its marketing and distribution activities for the Vanguard funds. VMC does make fixed dollar payments to financial service providers when sponsoring, jointly sponsoring, financially supporting, or participating in conferences, programs, seminars, presentations, meetings, or other events involving fund shareholders, financial service providers, or others concerning the funds, other investments, the financial markets, or the economy, such as industry conferences, prospecting trips, due diligence visits, training or education meetings, and sales presentations. VMC also makes fixed dollar payments to financial service providers for data regarding funds, such as statistical information regarding sales of fund shares. In addition, VMC makes fixed dollar payments for expenses associated with financial service providers' use of Vanguard's funds including, but not limited to, the use of funds in model portfolios. These payments may be used for services including, but not limited to, technology support and development; platform support and development; due diligence related to products used on a platform; legal, regulatory, and compliance expenses related to a platform; and other platform-related services.

In connection with its marketing and distribution activities, VMC may give financial service providers (or their representatives) (1) promotional items of nominal value that display Vanguard's logo, such as golf balls, shirts, towels, pens, and mouse pads; (2) gifts that do not exceed \$100 per person annually and are not preconditioned on achievement of a sales target; (3) an occasional meal, a ticket to a sporting event or the theater, or comparable entertainment that is neither so frequent nor so extensive as to raise any question of propriety and is not preconditioned on achievement of a sales target; and (4) reasonable travel and lodging accommodations to facilitate participation in marketing and distribution activities.

VMC policy prohibits marketing and distribution activities that are intended, designed, or likely to compromise suitability determinations by, or the fulfillment of any fiduciary duties or other obligations that apply to, financial service providers. Nonetheless, VMC's marketing and distribution activities are primarily intended to result in the sale of the funds' shares, and as such, its activities, including shared marketing and distribution activities and fixed dollar payments as described above, may influence applicable financial service providers (or their representatives) to recommend, promote, include, or invest in a Vanguard fund or share class. In addition, Vanguard or any of its subsidiaries may retain a financial service provider to provide consulting or other services, and that financial service provider also may provide services to investors. Investors should consider the possibility that any of these activities, relationships, or payments may influence



a financial service provider's (or its representatives') decision to recommend, promote, include, or invest in a Vanguard fund or share class. Each financial service provider should consider its suitability determinations, fiduciary duties, and other legal obligations (or those of its representatives) in connection with any decision to consider, recommend, promote, include, or invest in a Vanguard fund or share class.

The following table describes the expenses of Vanguard and VMC that are incurred by the Funds. Amounts captioned "Management and Administrative Expenses" include a Fund's allocated share of expenses associated with the management, administrative, and transfer agency services Vanguard provides to the Vanguard funds. Amounts captioned "Marketing and Distribution Expenses" include a Fund's allocated share of expenses associated with the marketing and distribution activities that VMC conducts on behalf of the Vanguard funds.

As is the case with all mutual funds, transaction costs incurred by each Fund for buying and selling securities are not reflected in the table. Annual Shared Fund Operating Expenses are based on expenses incurred in the fiscal years ended December 31, 2022, 2023, and 2024, and are presented as a percentage of each Fund's average month-end net assets.

Annual Shared Fund Operating Expenses (Shared Expenses Deducted From Fund Assets)			
Vanguard Fund	2022	2023	2024
<b>Vanguard 500 Index Fund</b>			
Management and Administrative Expenses	0.03%	0.03%	0.02%
Marketing and Distribution Expenses	Less than 0.01	Less than 0.01	Less than 0.01
<b>Vanguard Extended Market Index Fund</b>			
Management and Administrative Expenses	0.04%	0.04%	0.04%
Marketing and Distribution Expenses	Less than 0.01	Less than 0.01	Less than 0.01
<b>Vanguard Growth Index Fund</b>			
Management and Administrative Expenses	0.04%	0.04%	0.04%
Marketing and Distribution Expenses	Less than 0.01	Less than 0.01	Less than 0.01
<b>Vanguard Large-Cap Index Fund</b>			
Management and Administrative Expenses	0.03%	0.03%	0.03%
Marketing and Distribution Expenses	Less than 0.01	Less than 0.01	Less than 0.01
<b>Vanguard Mid-Cap Growth Index Fund</b>			
Management and Administrative Expenses	0.06%	0.06%	0.06%
Marketing and Distribution Expenses	Less than 0.01	0.01	Less than 0.01
<b>Vanguard Mid-Cap Index Fund</b>			
Management and Administrative Expenses	0.04%	0.03%	0.03%
Marketing and Distribution Expenses	Less than 0.01	Less than 0.01	Less than 0.01
<b>Vanguard Mid-Cap Value Index Fund</b>			
Management and Administrative Expenses	0.06%	0.06%	0.06%
Marketing and Distribution Expenses	Less than 0.01	0.01	Less than 0.01
<b>Vanguard Small-Cap Growth Index Fund</b>			
Management and Administrative Expenses	0.06%	0.06%	0.06%
Marketing and Distribution Expenses	Less than 0.01	Less than 0.01	Less than 0.01
<b>Vanguard Small-Cap Index Fund</b>			
Management and Administrative Expenses	0.04%	0.04%	0.04%
Marketing and Distribution Expenses	Less than 0.01	Less than 0.01	Less than 0.01
<b>Vanguard Small-Cap Value Index Fund</b>			
Management and Administrative Expenses	0.06%	0.06%	0.06%
Marketing and Distribution Expenses	Less than 0.01	0.01	Less than 0.01
<b>Vanguard Total Stock Market Index Fund</b>			
Management and Administrative Expenses	0.03%	0.02%	0.02%
Marketing and Distribution Expenses	Less than 0.01	Less than 0.01	Less than 0.01

**Annual Shared Fund Operating Expenses**  
**(Shared Expenses Deducted From Fund Assets)**

<b>Vanguard Fund</b>	<b>2022</b>	<b>2023</b>	<b>2024</b>
<b>Vanguard Value Index Fund</b>			
Management and Administrative Expenses	0.03%	0.03%	0.03%
Marketing and Distribution Expenses	Less than 0.01	Less than 0.01	Less than 0.01

## Officers and Trustees

Each Vanguard fund is governed by the board of trustees of its trust and a single set of officers. Consistent with the board's corporate governance principles, the trustees believe that their primary responsibility is oversight of the management of each fund for the benefit of its shareholders, not day-to-day management. The trustees set broad policies for the funds; select investment advisors; monitor fund operations, regulatory compliance, performance, and costs; nominate and select new trustees; and elect fund officers. Vanguard manages the day-to-day operations of the funds under the direction of the board of trustees.

The trustees play an active role, as a full board and at the committee level, in overseeing risk management for the funds. The trustees delegate the day-to-day risk management of the funds to various groups, including portfolio review, investment management, risk management, compliance, legal, fund accounting, and fund services and oversight. These groups provide the trustees with regular reports regarding investment, valuation, liquidity, and compliance, as well as the risks associated with each. The trustees also oversee risk management for the funds through regular interactions with the funds' internal and external auditors.

The full board participates in the funds' risk oversight, in part, through the Vanguard funds' compliance program, which covers the following broad areas of compliance: investment and other operations; recordkeeping; valuation and pricing; communications and disclosure; reporting and accounting; oversight of service providers; fund governance; and codes of ethics, insider trading controls, and protection of nonpublic information. The program seeks to identify and assess risk through various methods, including through regular interdisciplinary communications between compliance professionals and business personnel who participate on a daily basis in risk management on behalf of the funds. The funds' chief compliance officer regularly provides reports to the board in writing and in person.

The Audit and Risk Committee of the board, which is composed of Sarah Bloom Raskin, Peter F. Volanakis, Tara Bunch, and Mark Loughridge, each of whom is an independent trustee, oversees the management of financial risks and controls and enterprise-wide risk management. The Audit and Risk Committee serves as the channel of communication between the independent auditors of the funds and the board with respect to financial statements and financial reporting processes, systems of internal control, and the audit process. The committee also serves as a channel of communication between risk management personnel and the board with respect to enterprise-wide risk management. Vanguard's head of internal audit reports directly to the Audit and Risk Committee. The committee receives reports in writing and in person on a regular basis from Vanguard's head of internal audit and Vanguard's chief risk officer. Although the Audit and Risk Committee is responsible for overseeing the management of financial risks and controls and enterprise-wide risk management, the entire board is regularly informed of these risks through the committee's reports.

All of the trustees bring to each fund's board a wealth of executive leadership experience derived from their service as executives (in many cases chief executive officers), board members, and leaders of diverse public operating companies, academic institutions, and other organizations. In determining whether an individual is qualified to serve as a trustee of the funds, the board considers a wide variety of information about the trustee, and multiple factors contribute to the board's decision. Each trustee is determined to have the experience, skills, and attributes necessary to serve the funds and their shareholders because each trustee demonstrates an exceptional ability to consider complex business and financial matters, evaluate the relative importance and priority of issues, make decisions, and contribute effectively to the deliberations of the board. The board also considers the individual experience of each trustee and determines that the trustee's professional experience, education, and background contribute to the diversity of perspectives on the board. The business acumen, experience, and objective thinking of the trustees are considered invaluable assets for Vanguard management and, ultimately, the Vanguard funds' shareholders. The specific roles and experience of each board member that factor into this determination are presented on the following pages. The mailing address of the trustees and officers is P.O. Box 876, Valley Forge, PA 19482.

Name, Year of Birth	Position(s) Held With Funds	Vanguard Funds' Trustee/ Officer Since	Principal Occupation(s) During the Past Five Years, Outside Directorships, and Other Experience	Number of Vanguard Funds Overseen by Trustee/Officer
<b>Interested Trustee<sup>1</sup></b>				
Salim Ramji (1970)	Chief Executive Officer and President	CEO and President since July 2024; Trustee since February 2025	Chief executive officer and president of each of the investment companies served by Vanguard (2024–present). Chief executive officer and director of Vanguard (2024–present). Global head of iShares and of index investing of BlackRock (2019–2024) and member of iShares fund board (2019–2024). Head of U.S. Wealth Advisory of BlackRock (2015–2019). Member of investment committee of Friends Seminary. Trustee of Graham Windham (child-welfare organization). Member of the international leadership council of the University of Toronto.	216
1 Mr. Ramji is considered an “interested person” as defined in the 1940 Act because he is an officer of the Funds.				
<b>Independent Trustees</b>				
Tara Bunch (1962)	Trustee	November 2021	Head of global operations at Airbnb (2020–present). Vice president of AppleCare (2012–2020). Member of the boards of the University of California, Berkeley School of Engineering, and Santa Clara University's School of Business.	216
Mark Loughridge (1953)	Independent Chair	March 2012	Senior vice president and chief financial officer (retired 2013) of IBM (information technology services). Fiduciary member of IBM's Retirement Plan Committee (2004–2013), senior vice president and general manager (2002–2004) of IBM Global Financing, and vice president and controller (1998–2002) of IBM. Member of the Council on Chicago Booth.	216
Scott C. Malpass (1962)	Trustee	March 2012	Co-founder and managing partner (2022–present) of Grafton Street Partners (investment advisory firm). Chief investment officer and vice president of the University of Notre Dame (retired 2020). Chair of the board of Catholic Investment Services, Inc. (investment advisor). Member of the board of superintendence of the Institute for the Works of Religion. Member of the board of directors of Paxos Trust Company (finance).	216
John Murphy (1962)	Trustee	February 2025	President (2022–present), chief financial officer (2019–present), and president of the Asia Pacific group (2016–2018) of The Coca-Cola Company (TCCC). Member of the board of directors of Mexico-based Coca-Cola FEMSA (beverage bottler company); The Coca-Cola Foundation (TCCC's philanthropic arm); and Engage (innovation and corporate venture platform supporting startups). Member of the board of trustees of the Woodruff Arts Center.	216

<b>Name, Year of Birth</b>	<b>Position(s) Held With Funds</b>	<b>Vanguard Funds' Trustee/ Officer Since</b>	<b>Principal Occupation(s) During the Past Five Years, Outside Directorships, and Other Experience</b>	<b>Number of Vanguard Funds Overseen by Trustee/Officer</b>
Lubos Pastor (1974)	Trustee	January 2024	Charles P. McQuaid Distinguished Service Professor of Finance (2023–present) at the University of Chicago Booth School of Business; Charles P. McQuaid Professor of Finance at the University of Chicago Booth School of Business (2009–2023). Managing director (2024–present) of Andersen (professional services) and a member of the Advisory Board of the Andersen Institute for Finance and Economics. President of the European Finance Association. Member of the board of the Fama-Miller Center for Research in Finance. Research associate at the National Bureau of Economic Research. Member of the Center for Research in Security Prices (CRSP) Index Advisory Council and Advisory Board.	216
Rebecca Patterson (1968)	Trustee	February 2025	Chief investment strategist at Bridgewater Associates LP (2020–2023). Chief investment officer at Bessemer Trust (2012–2019). Member of the Council on Foreign Relations and the Economic Club of New York. Chair of the Board of Directors of the Council for Economic Education. Member of the Board of the University of Florida Investment Corporation.	216
André F. Perold (1952)	Trustee	December 2004	George Gund Professor of Finance and Banking, Emeritus at the Harvard Business School (retired 2011). Chief investment officer and partner of HighVista Strategies LLC (private investment firm). Board member of RIT Capital Partners (investment firm).	216
Sarah Bloom Raskin (1961)	Trustee	January 2018	Deputy secretary (2014–2017) of the U.S. Department of the Treasury. Governor (2010–2014) of the Federal Reserve Board. Commissioner (2007–2010) of financial regulation for the State of Maryland. Colin W. Brown Distinguished Professor of the Practice, Duke Law School (2021–present); Rubenstein fellow, Duke University (2017–2020); distinguished fellow of the Global Financial Markets Center, Duke Law School (2020–2022); and senior fellow, Duke Center on Risk (2020–present). Partner of Kaya Partners (climate policy advisory services).	216
Grant Reid (1959)	Trustee	July 2023	Senior operating partner (2023–present) of CVC Capital (alternative investment manager). Chief executive officer and president (2014–2022) and member of the board of directors (2015–2022) of Mars, Incorporated (multinational manufacturer). Member of the board of directors of Marriott International, Inc. Member of the board of the Sustainable Markets Initiative (environmental services) and chair of the Sustainable Markets Initiative's Agribusiness Task Force.	216
David Thomas (1956)	Trustee	July 2021	President of Morehouse College (2018–present). Professor of Business Administration, Emeritus at Harvard University (2017–2018) and dean (2011–2016) and professor of management at Georgetown University, McDonough School of Business (2016–2017). Director of DTE Energy Company. Trustee of Commonfund.	216
Barbara Venneman (1964)	Trustee	February 2025	Global head of Deloitte Digital (retired 2024) and member of the Deloitte Global Consulting Executive Committee (retired 2024) at Deloitte Consulting LLP. Member of the board of Reality Changers (educational nonprofit).	216

<b>Name, Year of Birth</b>	<b>Position(s) Held With Funds</b>	<b>Vanguard Funds' Trustee/ Officer Since</b>	<b>Principal Occupation(s) During the Past Five Years, Outside Directorships, and Other Experience</b>	<b>Number of Vanguard Funds Overseen by Trustee/Officer</b>
Peter F. Volanakis (1955)	Trustee	July 2009	President and chief operating officer (retired 2010) of Corning Incorporated (communications equipment) and director of Corning Incorporated (2000–2010) and Dow Corning (2001–2010). Overseer of the Amos Tuck School of Business Administration, Dartmouth College (2001–2013). Member of the BMW Group Mobility Council.	216
<b>Executive Officers</b>				
Jacqueline Angell (1974)	Chief Compliance Officer	November 2022	Principal of Vanguard. Chief compliance officer (2022–present) of Vanguard and of each of the investment companies served by Vanguard. Chief compliance officer (2018–2022) and deputy chief compliance officer (2017–2019) of State Street.	216
Christine Buchanan (1970)	Chief Financial Officer	November 2017	Principal of Vanguard. Chief financial officer (2021–present) and treasurer (2017–2021) of each of the investment companies served by Vanguard. Partner (2005–2017) at KPMG (audit, tax, and advisory services).	216
Gregory Davis (1970)	Vice President	July 2024	Vice president of each of the investment companies served by Vanguard (2024–present). President (2024–present) and director (2024–present) of Vanguard. Chief investment officer (2017–present) of Vanguard. Principal (2014–present) and head of the Fixed Income Group (2014–2017) of Vanguard. Asia-Pacific chief investment officer (2013–2014) and director of Vanguard Investments Australia, Ltd. (2013–2014). Member of the Treasury Borrowing Advisory Committee of the U.S. Department of the Treasury. Member of the investment advisory committee on Financial Markets for the Federal Reserve Bank of New York. Vice chairman of the board of the Children's Hospital of Philadelphia.	216
John Galloway (1973)	Investment Stewardship Officer	September 2020	Principal of Vanguard. Investment stewardship officer (2020–present) of each of the investment companies served by Vanguard. Head of Investor Advocacy (2020–present) and head of Marketing Strategy and Planning (2017–2020) at Vanguard. Special Assistant to the President of the United States (2015).	216
Ashley Grim (1984)	Treasurer	February 2022	Treasurer (2022–present) of each of the investment companies served by Vanguard. Fund transfer agent controller (2019–2022) and director of Audit Services (2017–2019) at Vanguard. Senior manager (2015–2017) at PriceWaterhouseCoopers (audit and assurance, consulting, and tax services).	216
Jodi Miller (1980)	Finance Director	September 2022	Principal of Vanguard. Finance director (2022–present) of each of the investment companies served by Vanguard. Head of Enterprise Investment Services (2020–present), head of Retail Client Services & Operations (2020–2022), and head of Retail Strategic Support (2018–2020) at Vanguard.	216

<b>Name, Year of Birth</b>	<b>Position(s) Held With Funds</b>	<b>Vanguard Funds' Trustee/ Officer Since</b>	<b>Principal Occupation(s) During the Past Five Years, Outside Directorships, and Other Experience</b>	<b>Number of Vanguard Funds Overseen by Trustee/Officer</b>
Tonya T. Robinson (1970)	Secretary	October 2024	General counsel of Vanguard (2024–present). Secretary (2024–present) of Vanguard and of each of the investment companies served by Vanguard. Managing director (2024–present) of Vanguard. General counsel (2017–2024) and vice chair for Legal, Regulatory and Compliance (2019–2024) at KPMG LLP. Member of the board of the National Women's Law Center and the National Women's Law Center Action Fund. Member of the board of the Ethics Research Center. Member of the board of visitors for the Duke University Sanford School of Public Policy. Member of the Advisory Council for the Diversity Lab. Member of the Pro Bono Institute Corporate Pro Bono Advisory Board.	216
Michael Rollings (1963)	Finance Director	February 2017	Finance director (2017–present) and treasurer (2017) of each of the investment companies served by Vanguard. Managing director (2016–present) of Vanguard. Chief financial officer (2016–present) of Vanguard. Director (2016–present) of Vanguard Marketing Corporation. Executive vice president and chief financial officer (2006–2016) of MassMutual Financial Group.	216

With the exception of Mr. Ramji, all of the trustees are independent. The trustees designate a chair of the board. Mr. Loughridge, an independent trustee, serves as chair. The independent chair is a spokesperson and principal point of contact for the trustees, including the independent trustees, and is responsible for coordinating the activities of the trustees, including calling regular executive sessions of the independent trustees, developing the agenda of each board meeting together with the chief executive officer, and chairing the meetings of the trustees.

Board Committees: The Trust's board has the following committees:

- **Audit and Risk Committee:** This committee oversees the accounting and financial reporting policies, the systems of internal controls, the independent audits of each fund, and enterprise-wide risk management. Ms. Raskin and Mr. Volanakis co-chair the committee. The following independent trustees serve as members of the committee: Ms. Bunch and Mr. Loughridge. The committee held five meetings during the Trust's fiscal year ended December 31, 2024.
- **Compensation Committee:** This committee oversees the compensation programs established by each fund for the benefit of its trustees. Mr. Reid chairs the committee. The following independent trustees serve as members of the committee: Mr. Loughridge, Mr. Murphy, and Ms. Patterson. The committee held three meetings during the Trust's fiscal year ended December 31, 2024.
- **Independent Governance Committee:** This committee assists the board in fulfilling its responsibilities and is empowered to exercise board powers in the intervals between board meetings unless such action is prohibited by applicable law or Trust bylaws. Mr. Loughridge chairs the committee. The following independent trustees serve as members of the committee: Mr. Pastor, Mr. Perold, Ms. Raskin, and Mr. Volanakis. The committee held eight meetings during the Trust's fiscal year ended December 31, 2024.
- **Investment Committees:** These committees assist the board in its oversight of investment advisors to the funds and in the review and evaluation of materials relating to the board's consideration of investment advisory agreements with the funds. Mr. Pastor and Mr. Malpass each chair one of the committees. Each trustee serves on one of two investment committees. Each investment committee held two meetings during the Trust's fiscal year ended December 31, 2024.
- **Nominating Committee:** This committee nominates candidates for election to the board of trustees of each fund. The committee also has the authority to recommend the removal of any trustee. Ms. Bunch chairs the committee. The following independent trustees serve as members of the committee: Mr. Loughridge, Mr. Malpass, Dr. Thomas, and Ms. Venneman. The committee held two meetings during the Trust's fiscal year ended December 31, 2024.

The Nominating Committee will consider shareholder recommendations for trustee nominees. Shareholders may send recommendations to Ms. Bunch, chair of the committee.



Trustees retire in accordance with the funds' governing documents and policies, and typically by age 75.

## Trustee Compensation

The same individuals serve as trustees of all Vanguard funds and each fund pays a proportionate share of the trustees' compensation. Vanguard funds also employ their officers on a shared basis; however, officers are compensated by Vanguard, not the funds.

**Independent Trustees.** The funds compensate their independent trustees (i.e., the ones who are not also officers of the funds) in two ways:

- The independent trustees receive an annual fee for their service to the funds, which is subject to reduction based on absences from scheduled board meetings.
- The independent trustees are reimbursed for the travel and other expenses that they incur in attending board meetings.

**"Interested" Trustee.** Mr. Ramji serves as a trustee, but is not compensated in this capacity. He is, however, compensated in his role as an officer of Vanguard.

**Compensation Table.** The following table provides compensation details for each of the trustees. We list the amounts paid as compensation by the Funds for each trustee. In addition, the table shows the total amount of compensation paid to each trustee by all Vanguard funds.

### VANGUARD INDEX FUNDS TRUSTEES' COMPENSATION TABLE

Trustee	Aggregate Compensation From the Funds <sup>1</sup>	Total Compensation From All Vanguard Funds Paid to Trustees <sup>2</sup>
Salim Ramji <sup>3</sup>	—	—
Tara Bunch	\$194,389	\$380,000
Emerson U. Fullwood <sup>4</sup>	194,389	380,000
F. Joseph Loughrey <sup>5</sup>	199,505	390,000
Mark Loughridge	230,200	525,000
Scott C. Malpass	194,389	380,000
Deanna Mulligan <sup>6</sup>	62,239	121,667
John Murphy <sup>7</sup>	—	—
Lubos Pastor <sup>8</sup>	186,716	365,000
Rebecca Patterson <sup>9</sup>	—	—
André F. Perold	186,716	365,000
Sarah Bloom Raskin	199,505	390,000
Grant Reid	186,716	365,000
David Thomas	186,716	365,000
Barbara Venneman <sup>10</sup>	—	—
Peter F. Volanakis	199,505	390,000

<sup>1</sup> The amounts shown in this column are based on the Trust's fiscal year ended December 31, 2024. Each Fund within the Trust is responsible for a proportionate share of these amounts.

<sup>2</sup> The amounts reported in this column reflect the total compensation paid to each trustee for his or her service as trustee of 212 Vanguard funds for the 2024 calendar year and include any amount a trustee has elected to defer. During the 2024 calendar year, the following trustees elected to defer all or a portion of their compensation as follows: Ms. Bunch, \$380,000; Mr. Perold, \$365,000; Ms. Raskin, \$195,000; Mr. Reid, \$365,000; and Dr. Thomas, \$182,5000.

<sup>3</sup> Mr. Ramji became a member of the Funds' board effective February 26, 2025.

<sup>4</sup> Mr. Fullwood retired from the Funds' board effective February 26, 2025.

<sup>5</sup> Mr. Loughrey retired from the Funds' board effective February 26, 2025.

<sup>6</sup> Ms. Mulligan resigned from the Funds' board effective May 3, 2024.

<sup>7</sup> Mr. Murphy became a member of the Funds' board effective February 26, 2025.

<sup>8</sup> Mr. Pastor became a member of the Funds' board effective January 1, 2024.

<sup>9</sup> Ms. Patterson became a member of the Funds' board effective February 26, 2025.

<sup>10</sup> Ms. Venneman became a member of the Funds' board effective February 26, 2025.

## Ownership of Fund Shares

All trustees allocate their investments among the various Vanguard funds based on their own investment needs. The following table shows each trustee's ownership of shares of each Fund and of all Vanguard funds served by the trustee as of December 31, 2024.

### VANGUARD INDEX FUNDS

Vanguard Fund	Trustee	Dollar Range of Fund Shares Owned by Trustee	Aggregate Dollar Range of Vanguard Fund Shares Owned by Trustee
Vanguard 500 Index Fund	Salim Ramji	Over \$100,000	Over \$100,000
	Tara Bunch	\$10,001 – \$50,000	Over \$100,000
	Mark Loughridge	—	Over \$100,000
	Scott C. Malpass	—	Over \$100,000
	John Murphy	—	Over \$100,000
	Lubos Pastor	—	Over \$100,000
	Rebecca Patterson	Over \$100,000	Over \$100,000
	André F. Perold	—	Over \$100,000
	Sarah Bloom Raskin	—	Over \$100,000
	Grant Reid	—	Over \$100,000
	David Thomas	—	Over \$100,000
	Barbara Venneman	—	Over \$100,000
	Peter F. Volanakis	Over \$100,000	Over \$100,000
Vanguard Extended Market Index Fund	Salim Ramji	—	Over \$100,000
	Tara Bunch	—	Over \$100,000
	Mark Loughridge	Over \$100,000	Over \$100,000
	Scott C. Malpass	Over \$100,000	Over \$100,000
	John Murphy	Over \$100,000	Over \$100,000
	Lubos Pastor	—	Over \$100,000
	Rebecca Patterson	—	Over \$100,000
	André F. Perold	—	Over \$100,000
	Sarah Bloom Raskin	—	Over \$100,000
	Grant Reid	—	Over \$100,000
	David Thomas	—	Over \$100,000
	Barbara Venneman	—	Over \$100,000
	Peter F. Volanakis	—	Over \$100,000
Vanguard Growth Index Fund	Salim Ramji	—	Over \$100,000
	Tara Bunch	—	Over \$100,000
	Mark Loughridge	—	Over \$100,000
	Scott C. Malpass	—	Over \$100,000
	John Murphy	—	Over \$100,000
	Lubos Pastor	—	Over \$100,000
	Rebecca Patterson	—	Over \$100,000
	André F. Perold	—	Over \$100,000
	Sarah Bloom Raskin	—	Over \$100,000
	Grant Reid	—	Over \$100,000
	David Thomas	—	Over \$100,000
	Barbara Venneman	—	Over \$100,000
	Peter F. Volanakis	Over \$100,000	Over \$100,000



<b>Vanguard Fund</b>	<b>Trustee</b>	<b>Dollar Range of Fund Shares Owned by Trustee</b>	<b>Aggregate Dollar Range of Vanguard Fund Shares Owned by Trustee</b>
Vanguard Large-Cap Index Fund	Salim Ramji	—	Over \$100,000
	Tara Bunch	—	Over \$100,000
	Mark Loughridge	—	Over \$100,000
	Scott C. Malpass	—	Over \$100,000
	John Murphy	—	Over \$100,000
	Lubos Pastor	—	Over \$100,000
	Rebecca Patterson	—	Over \$100,000
	André F. Perold	—	Over \$100,000
	Sarah Bloom Raskin	\$1 – \$10,000	Over \$100,000
	Grant Reid	—	Over \$100,000
	David Thomas	—	Over \$100,000
	Barbara Venneman	—	Over \$100,000
	Peter F. Volanakis	—	Over \$100,000
Vanguard Mid-Cap Growth Index Fund	Salim Ramji	—	Over \$100,000
	Tara Bunch	—	Over \$100,000
	Mark Loughridge	—	Over \$100,000
	Scott C. Malpass	—	Over \$100,000
	John Murphy	—	Over \$100,000
	Lubos Pastor	—	Over \$100,000
	Rebecca Patterson	—	Over \$100,000
	André F. Perold	—	Over \$100,000
	Sarah Bloom Raskin	—	Over \$100,000
	Grant Reid	—	Over \$100,000
	David Thomas	—	Over \$100,000
	Barbara Venneman	—	Over \$100,000
	Peter F. Volanakis	—	Over \$100,000
Vanguard Mid-Cap Index Fund	Salim Ramji	—	Over \$100,000
	Tara Bunch	—	Over \$100,000
	Mark Loughridge	—	Over \$100,000
	Scott C. Malpass	—	Over \$100,000
	John Murphy	—	Over \$100,000
	Lubos Pastor	—	Over \$100,000
	Rebecca Patterson	—	Over \$100,000
	André F. Perold	—	Over \$100,000
	Sarah Bloom Raskin	Over \$100,000	Over \$100,000
	Grant Reid	—	Over \$100,000
	David Thomas	—	Over \$100,000
	Barbara Venneman	—	Over \$100,000
	Peter F. Volanakis	Over \$100,000	Over \$100,000

<b>Vanguard Fund</b>	<b>Trustee</b>	<b>Dollar Range of Fund Shares Owned by Trustee</b>	<b>Aggregate Dollar Range of Vanguard Fund Shares Owned by Trustee</b>
Vanguard Mid-Cap Value Index Fund	Salim Ramji	—	Over \$100,000
	Tara Bunch	—	Over \$100,000
	Mark Loughridge	—	Over \$100,000
	Scott C. Malpass	—	Over \$100,000
	John Murphy	—	Over \$100,000
	Lubos Pastor	—	Over \$100,000
	Rebecca Patterson	—	Over \$100,000
	André F. Perold	—	Over \$100,000
	Sarah Bloom Raskin	—	Over \$100,000
	Grant Reid	—	Over \$100,000
	David Thomas	—	Over \$100,000
	Barbara Venneman	—	Over \$100,000
	Peter F. Volanakis	—	Over \$100,000
Vanguard Small-Cap Growth Index Fund	Salim Ramji	—	Over \$100,000
	Tara Bunch	—	Over \$100,000
	Mark Loughridge	—	Over \$100,000
	Scott C. Malpass	—	Over \$100,000
	John Murphy	—	Over \$100,000
	Lubos Pastor	—	Over \$100,000
	Rebecca Patterson	—	Over \$100,000
	André F. Perold	—	Over \$100,000
	Sarah Bloom Raskin	—	Over \$100,000
	Grant Reid	—	Over \$100,000
	David Thomas	—	Over \$100,000
	Barbara Venneman	—	Over \$100,000
	Peter F. Volanakis	Over \$100,000	Over \$100,000
Vanguard Small-Cap Index Fund	Salim Ramji	—	Over \$100,000
	Tara Bunch	—	Over \$100,000
	Mark Loughridge	—	Over \$100,000
	Scott C. Malpass	—	Over \$100,000
	John Murphy	—	Over \$100,000
	Lubos Pastor	—	Over \$100,000
	Rebecca Patterson	—	Over \$100,000
	André F. Perold	—	Over \$100,000
	Sarah Bloom Raskin	\$50,001 – \$100,000	Over \$100,000
	Grant Reid	—	Over \$100,000
	David Thomas	—	Over \$100,000
	Barbara Venneman	—	Over \$100,000
	Peter F. Volanakis	Over \$100,000	Over \$100,000

<b>Vanguard Fund</b>	<b>Trustee</b>	<b>Dollar Range of Fund Shares Owned by Trustee</b>	<b>Aggregate Dollar Range of Vanguard Fund Shares Owned by Trustee</b>
Vanguard Small-Cap Value Index Fund	Salim Ramji	—	Over \$100,000
	Tara Bunch	—	Over \$100,000
	Mark Loughridge	—	Over \$100,000
	Scott C. Malpass	—	Over \$100,000
	John Murphy	—	Over \$100,000
	Lubos Pastor	Over \$100,000	Over \$100,000
	Rebecca Patterson	—	Over \$100,000
	André F. Perold	—	Over \$100,000
	Sarah Bloom Raskin	—	Over \$100,000
	Grant Reid	—	Over \$100,000
	David Thomas	—	Over \$100,000
	Barbara Venneman	—	Over \$100,000
	Peter F. Volanakis	Over \$100,000	Over \$100,000
Vanguard Total Stock Market Index Fund	Salim Ramji	Over \$100,000	Over \$100,000
	Tara Bunch	Over \$100,000	Over \$100,000
	Mark Loughridge	Over \$100,000	Over \$100,000
	Scott C. Malpass	Over \$100,000	Over \$100,000
	John Murphy	—	Over \$100,000
	Lubos Pastor	Over \$100,000	Over \$100,000
	Rebecca Patterson	—	Over \$100,000
	André F. Perold	—	Over \$100,000
	Sarah Bloom Raskin	Over \$100,000	Over \$100,000
	Grant Reid	—	Over \$100,000
	David Thomas	—	Over \$100,000
	Barbara Venneman	—	Over \$100,000
	Peter F. Volanakis	Over \$100,000	Over \$100,000
Vanguard Value Index Fund	Salim Ramji	—	Over \$100,000
	Tara Bunch	—	Over \$100,000
	Mark Loughridge	Over \$100,000	Over \$100,000
	Scott C. Malpass	—	Over \$100,000
	John Murphy	—	Over \$100,000
	Lubos Pastor	—	Over \$100,000
	Rebecca Patterson	—	Over \$100,000
	André F. Perold	—	Over \$100,000
	Sarah Bloom Raskin	—	Over \$100,000
	Grant Reid	—	Over \$100,000
	David Thomas	—	Over \$100,000
	Barbara Venneman	—	Over \$100,000
	Peter F. Volanakis	\$10,001 – \$50,000	Over \$100,000

As of March 31, 2025, the trustees and officers of the funds owned, in the aggregate, less than 1% of each class of each fund's outstanding shares.

As of March 31, 2025, the following owned of record 5% or more of the outstanding shares of each class (other than ETF Shares):

<b>Vanguard Fund</b>	<b>Share Class</b>	<b>Owner and Address</b>	<b>Percentage of Ownership</b>
Vanguard 500 Index Fund	Admiral Shares	Charles Schwab & Co., Inc., San Francisco, CA	9.21%
		National Financial Services LLC, Jersey City, NJ	6.04%
	Institutional Select Shares	Vanguard Fiduciary Trust Company, Institutional 500 Index Trust 2040, Valley Forge, PA	90.91%
	Investor Shares	Ascensus Trust Company, Vanguard House Account Frontier Pro, Fargo, ND	24.46%
Vanguard Extended Market Index Fund	Admiral Shares	Charles Schwab & Co., Inc., San Francisco, CA	7.47%
		National Financial Services LLC, Jersey City, NJ	5.36%
	Institutional Select Shares	Vanguard Fiduciary Trust Company, Institutional Extended Market Index Trust, Valley Forge, PA	100.00%
	Institutional Shares	TIAA Trust, N.A., Retirement Plans Recordkept By TIAA, Charlotte, NC	18.26%
		Fidelity Investments Institutional Operations Company Inc., Covington, KY	14.23%
	Investor Shares	Charles Schwab & Co., Inc., San Francisco, CA	8.29%
		Sierra Pacific Industries Employees' Retirement Plan, Redding, CA	11.04%
		Ascensus Trust Company, Vanguard House Account Frontier Pro, Fargo, ND	6.53%
		Georgetown University Retirement Plan, Washington, DC	5.26%
		Weston Solutions, Inc. Retirement Savings Plan, West Chester, PA	5.15%
		Agfa Corporation Employee Savings Plan, Elmwood Park, NJ	5.15%
		TIAA Trust, N.A., Retirement Plans Recordkept By TIAA, Charlotte, NC	31.18%
	Institutional Plus Shares	Fidelity Investments Institutional Operations Company Inc., Covington, KY	21.41%
		State Street Bank and Trust Company, FBO Transamerica Retirement Solutions Corporation Omnibus Account, Harrison, NY	10.18%

<b>Vanguard Fund</b>	<b>Share Class</b>	<b>Owner and Address</b>	<b>Percentage of Ownership</b>
Vanguard Growth Index Fund	Admiral Shares	Charles Schwab & Co., Inc., San Francisco, CA	10.00%
		National Financial Services LLC, Jersey City, NJ	6.70%
	Institutional Shares	The Northern Trust Company, FBO NY College Savings Program Growth Stock Index Portfolio, Newton, MA	13.65%
		Charles Schwab & Co., Inc., San Francisco, CA	13.24%
		Fidelity Investments Institutional Operations Company Inc., Covington, KY	12.11%
	Investor Shares	Ascensus Trust Company, Vanguard House Account Frontier Pro, Fargo, ND	62.13%
Vanguard Large-Cap Index Fund	Admiral Shares	Charles Schwab & Co., Inc., San Francisco, CA	12.81%
		National Financial Services LLC, Jersey City, NJ	10.01%
	Institutional Shares	Empower Annuity Insurance Company of America, FBO Employee Benefits Clients 401K, Greenwood Vlg, CO	14.51%
		Charles Schwab & Co., Inc., San Francisco, CA	9.86%
		National Financial Services LLC, Jersey City, NJ	8.78%
	Investor Shares	The Bank of New York Mellon, FBO MAC & Co, Pittsburgh, PA	8.78%
		Pershing LLC, Jersey City, NJ	5.38%
		Empower Annuity Insurance Company of America, Plumbers Local Union No 1 Empl, Greenwood Vlg, CO	5.22%
		Ascensus Trust Company, Vanguard House Account Frontier Pro, Fargo, ND	41.17%
		Eagle Corporation Employees Flexible Compensation Plan, Charlottesville, VA	16.54%
		QRM 401(K) Retirement Savings Plan, Chicago, IL	16.45%
		BrightSphere Inc. Profit Sharing and 401(K) Plan, Boston, MA	7.74%
		University of Minnesota Optional Retirement Plan, Minneapolis, MN	7.00%
Vanguard Mid-Cap Growth Index Fund	Admiral Shares	Charles Schwab & Co., Inc., San Francisco, CA	13.15%
	Investor Shares	Ascensus Trust Company, Vanguard House Account Frontier Pro, Fargo, ND	78.39%
		Georgetown University Retirement Plan, Washington, DC	13.34%

<b>Vanguard Fund</b>	<b>Share Class</b>	<b>Owner and Address</b>	<b>Percentage of Ownership</b>
Vanguard Mid-Cap Index Fund	Admiral Shares	Charles Schwab & Co., Inc., San Francisco, CA	12.59%
		National Financial Services LLC, Jersey City, NJ	5.98%
	Institutional Shares	Fidelity Investments Institutional Operations Company Inc., Covington, KY	14.47%
		Charles Schwab & Co., Inc., San Francisco, CA	8.70%
		TIAA Trust, N.A., Retirement Plans Recordkept By TIAA, Charlotte, NC	5.08%
	Investor Shares	Ascensus Trust Company, Vanguard House Account Frontier Pro, Fargo, ND	38.73%
		Fidelity Investments Institutional Operations Company Inc., Covington, KY	19.71%
	Institutional Plus Shares	The Bank of New York Mellon, FBO MAC & Co, Pittsburgh, PA	15.07%
		The Northern Trust Company, FBO NY College Savings Program Mid-Cap Stock Index Portfolio, Newton, MA	8.78%
		The Northern Trust Company, FBO Accenture United States 401(K) Match And Savings Plan, Chicago, IL	5.83%
		Charles Schwab & Co., Inc., San Francisco, CA	17.18%
		National Financial Services LLC, Jersey City, NJ	7.92%
		Fidelity Investments Institutional Operations Company Inc., Covington, KY	6.11%
Vanguard Mid-Cap Value Index Fund	Admiral Shares	Charles Schwab & Co., Inc., San Francisco, CA	17.18%
		National Financial Services LLC, Jersey City, NJ	7.92%
	Investor Shares	Ascensus Trust Company, Vanguard House Account Frontier Pro, Fargo, ND	86.38%
Vanguard Small-Cap Growth Index Fund	Admiral Shares	Charles Schwab & Co., Inc., San Francisco, CA	10.38%
		National Financial Services LLC, Jersey City, NJ	5.70%
	Institutional Shares	Charles Schwab & Co., Inc., San Francisco, CA	18.44%
		Fidelity Investments Institutional Operations Company Inc., Covington, KY	13.99%
		TIAA Trust, N.A., Retirement Plans Recordkept By TIAA, Charlotte, NC	5.19%
	Investor Shares	Ascensus Trust Company, Vanguard House Account Frontier Pro, Fargo, ND	62.32%
		Amerisure Mutual Insurance Co. 401(K) Savings Plan, Farmington Hills, MI	5.93%

<b>Vanguard Fund</b>	<b>Share Class</b>	<b>Owner and Address</b>	<b>Percentage of Ownership</b>
Vanguard Small-Cap Index Fund	Admiral Shares	Charles Schwab & Co., Inc., San Francisco, CA	11.70%
		National Financial Services LLC, Jersey City, NJ	6.34%
	Institutional Shares	Fidelity Investments Institutional Operations Company Inc., Covington, KY	14.95%
		Charles Schwab & Co., Inc., San Francisco, CA	9.06%
		TIAA Trust, N.A., Retirement Plans Recordkept By TIAA, Charlotte, NC	8.69%
		National Financial Services LLC, Jersey City, NJ	5.33%
		Ascensus Trust Company, Vanguard House Account Frontier Pro, Fargo, ND	35.62%
	Institutional Plus Shares	Fidelity Investments Institutional Operations Company Inc., Covington, KY	19.17%
		The Northern Trust Company, FBO NY College Savings Program Small Cap Stock Index Portfolio, Newton, MA	10.28%
		The Bank of New York Mellon, FBO MAC & Co, Pittsburgh, PA	9.75%
		The Northern Trust Company, FBO Accenture United States 401(K) Match And Savings Plan, Chicago, IL	9.56%
		TIAA Trust, N.A., Retirement Plans Recordkept By TIAA, Charlotte, NC	7.73%
		Charles Schwab & Co., Inc., San Francisco, CA	6.47%
		The Northern Trust Company, FBO College Savings Plan of Nevada, VGI Small-Cap Index, Boston, MA	6.30%
	Investor Shares	Ascensus Trust Company, Vanguard House Account Frontier Pro, Fargo, ND	41.04%
		Amerisure Mutual Insurance Co. 401(K) Savings Plan, Farmington Hills, MI	5.01%
	Admiral Shares	Charles Schwab & Co., Inc., San Francisco, CA	12.35%
		National Financial Services LLC, Jersey City, NJ	6.93%
	Institutional Shares	Charles Schwab & Co., Inc., San Francisco, CA	18.66%
		Fidelity Investments Institutional Operations Company Inc., Covington, KY	16.58%
		TIAA Trust, N.A., Retirement Plans Recordkept By TIAA, Charlotte, NC	12.14%
		National Financial Services LLC, Jersey City, NJ	9.20%
Vanguard Small-Cap Value Index Fund	Investor Shares	Ascensus Trust Company, Vanguard House Account Frontier Pro, Fargo, ND	41.04%
		Amerisure Mutual Insurance Co. 401(K) Savings Plan, Farmington Hills, MI	5.01%
	Admiral Shares	Charles Schwab & Co., Inc., San Francisco, CA	12.35%
		National Financial Services LLC, Jersey City, NJ	6.93%
	Institutional Shares	Charles Schwab & Co., Inc., San Francisco, CA	18.66%
		Fidelity Investments Institutional Operations Company Inc., Covington, KY	16.58%
		TIAA Trust, N.A., Retirement Plans Recordkept By TIAA, Charlotte, NC	12.14%
		National Financial Services LLC, Jersey City, NJ	9.20%

<b>Vanguard Fund</b>	<b>Share Class</b>	<b>Owner and Address</b>	<b>Percentage of Ownership</b>
Vanguard Total Stock Market Index Fund	Admiral Shares	Charles Schwab & Co., Inc., San Francisco, CA	6.30%
		National Financial Services LLC, Jersey City, NJ	5.14%
	Institutional Select Shares	Vanguard Fiduciary Trust Company, Institutional Total Stock Market Index Trust, Valley Forge, PA	45.38%
		Vanguard Charitable Program Total US Stock Pool, Valley Forge, PA	5.41%
	Institutional Shares	National Financial Services LLC, Jersey City, NJ	8.99%
		Charles Schwab & Co., Inc., San Francisco, CA	5.53%
	Investor Shares	Vanguard LifeStrategy Growth Fund, Valley Forge, PA	48.73%
		Vanguard LifeStrategy Moderate Growth Fund, Valley Forge, PA	35.33%
		Vanguard LifeStrategy Conservative Growth Fund, Valley Forge, PA	11.12%
	Institutional Plus Shares	Total Stock Market Index Trust, Vanguard Target Retirement 2045 Trust, Malvern, PA	7.68%
		Total Stock Market Index Trust, Vanguard Target Retirement 2050 Trust, Malvern, PA	7.63%
		Total Stock Market Index Trust, Vanguard Target Retirement 2040 Trust, Malvern, PA	6.89%
		Total Stock Market Index Trust, Vanguard Target Retirement 2035 Trust, Malvern, PA	6.66%
		Vanguard Target Retirement 2045 Fund, Valley Forge, PA	6.29%
		Vanguard Target Retirement 2035 Fund, Valley Forge, PA	5.83%
		Vanguard Target Retirement 2050 Fund, Valley Forge, PA	5.83%
		Vanguard Target Retirement 2040 Fund, Valley Forge, PA	5.83%
		Total Stock Market Index Trust, Vanguard Target Retirement 20255 Trust, Malvern, PA	5.69%
		Total Stock Market Index Trust, Vanguard Target Retirement 2030 Trust, Malvern, PA	5.42%



<b>Vanguard Fund</b>	<b>Share Class</b>	<b>Owner and Address</b>	<b>Percentage of Ownership</b>
Vanguard Value Index Fund	Admiral Shares	Charles Schwab & Co., Inc., San Francisco, CA	11.51%
		National Financial Services LLC, Jersey City, NJ	8.62%
	Institutional Shares	Charles Schwab & Co., Inc., San Francisco, CA	16.83%
		Fidelity Investments Institutional Operations Company Inc., Covington, KY	13.48%
		The Northern Trust Company, FBO NY College Savings Program Value Stock Index Portfolio, Newton, MA	12.75%
		TIAA Trust, N.A., Retirement Plans Recordkept By TIAA, Charlotte, NC	7.27%
	Investor Shares	Ascensus Trust Company, Vanguard House Account Frontier Pro, Fargo, ND	60.00%

Although the Funds do not have information concerning the beneficial ownership of shares held in the names of Depository Trust Company (DTC) participants, as of March 31, 2025, the name and percentage ownership of each DTC participant that owned of record 5% or more of the outstanding ETF Shares of a Fund were as follows:

<b>Vanguard Fund</b>	<b>Owner</b>	<b>Percentage of Ownership</b>
Vanguard Extended Market ETF	Vanguard Marketing Corporation	34.99%
	Charles Schwab & Co., Inc.	15.54%
	National Financial Services LLC	12.52%
	Morgan Stanley DW Inc.	5.50%
Vanguard Growth ETF	Charles Schwab & Co., Inc.	19.95%
	Merrill, Lynch, Pierce, Fenner & Smith Inc.	14.73%
	National Financial Services LLC	13.81%
	Edward D. Jones & Co.	11.29%
	Vanguard Marketing Corporation	7.19%
Vanguard Large-Cap ETF	Morgan Stanley DW Inc.	5.94%
	Charles Schwab & Co., Inc.	28.38%
	Edward D. Jones & Co.	13.54%
	National Financial Services LLC	10.51%
	Vanguard Marketing Corporation	5.74%
Vanguard Mid-Cap ETF	Pershing LLC	5.06%
	Charles Schwab & Co., Inc.	19.57%
	National Financial Services LLC	10.73%
	Edward D. Jones & Co.	10.54%
	First Clearing, LLC	6.79%
	UBS Financial Services LLC	5.70%
Vanguard Mid-Cap Growth ETF	Vanguard Marketing Corporation	5.38%
	National Financial Services LLC	23.12%
	Charles Schwab & Co., Inc.	21.04%
	Morgan Stanley DW Inc.	7.78%
	Vanguard Marketing Corporation	7.15%
	Pershing LLC	5.37%
	Edward D. Jones & Co.	5.14%

<b>Vanguard Fund</b>	<b>Owner</b>	<b>Percentage of Ownership</b>
Vanguard Mid-Cap Value ETF	Charles Schwab & Co., Inc.	24.80%
	National Financial Services LLC	19.71%
	Morgan Stanley DW Inc.	7.06%
	Edward D. Jones & Co.	6.72%
	Vanguard Marketing Corporation	5.18%
Vanguard S&P 500 ETF	Charles Schwab & Co., Inc.	16.87%
	National Financial Services LLC	12.45%
	Vanguard Marketing Corporation	12.22%
Vanguard Small-Cap ETF	Charles Schwab & Co., Inc.	26.36%
	National Financial Services LLC	12.46%
	Merrill, Lynch, Pierce, Fenner & Smith Inc.	7.16%
	Vanguard Marketing Corporation	6.69%
	Morgan Stanley DW Inc.	5.43%
Vanguard Small-Cap Growth ETF	Charles Schwab & Co., Inc.	27.40%
	Merrill, Lynch, Pierce, Fenner & Smith Inc.	15.35%
	National Financial Services LLC	15.23%
	Vanguard Marketing Corporation	7.52%
	Morgan Stanley DW Inc.	5.50%
Vanguard Small-Cap Value ETF	Charles Schwab & Co., Inc.	29.69%
	National Financial Services LLC	16.12%
	Merrill, Lynch, Pierce, Fenner & Smith Inc.	11.75%
	Vanguard Marketing Corporation	7.59%
	Morgan Stanley DW Inc.	5.42%
Vanguard Total Stock Market ETF	Vanguard Marketing Corporation	29.65%
	Charles Schwab & Co., Inc.	18.56%
	National Financial Services LLC	13.14%
Vanguard Value ETF	Merrill, Lynch, Pierce, Fenner & Smith Inc.	18.55%
	Charles Schwab & Co., Inc.	16.73%
	National Financial Services LLC	13.48%
	Edward D. Jones & Co.	8.97%
	Morgan Stanley DW Inc.	6.31%

A shareholder who owns more than 25% of a Fund's voting shares may be considered a controlling person. As of March 31, 2025, the following held of record 25% or more of the voting shares:

<b>Vanguard Fund</b>	<b>Owner</b>	<b>Percentage of Ownership</b>
Vanguard Extended Market Index Fund	Vanguard Fiduciary Trust Company, Institutional Extended Market Index Trust, Valley Forge, PA	30.99%

## Portfolio Holdings Disclosure Policies and Procedures

### Introduction

Vanguard and the boards of trustees of the Vanguard funds (the Boards) have adopted Portfolio Holdings Disclosure Policies and Procedures (Policies and Procedures) to govern the disclosure of the portfolio holdings of each Vanguard fund. Vanguard and the Boards considered each of the circumstances under which Vanguard fund portfolio holdings may be disclosed to different categories of persons under the Policies and Procedures. Vanguard and the Boards also considered actual and potential material conflicts that could arise in such circumstances between the interests of Vanguard fund shareholders, on the one hand, and those of the fund's investment advisor, sub-advisor, distributor, or any affiliated person of the fund, its investment advisor, sub-advisor, or its distributor, on the other. After giving due consideration to such matters and after the exercise of their fiduciary duties and reasonable business judgment, Vanguard and the Boards determined that the Vanguard funds have a legitimate business purpose for disclosing portfolio holdings to the persons described in each of the circumstances set forth in the Policies and Procedures and that the Policies and Procedures are reasonably designed to ensure that disclosure of portfolio holdings and information about portfolio holdings is in the best interests of fund shareholders and appropriately addresses the potential for material conflicts of interest.

The Boards exercise continuing oversight of the disclosure of Vanguard fund portfolio holdings by (1) overseeing the implementation and enforcement of the Policies and Procedures, the Code of Ethical Conduct, and the Policies and Procedures Designed to Prevent the Misuse of Inside Information (collectively, the portfolio holdings governing policies) by the chief compliance officer of Vanguard and the Vanguard funds; (2) considering reports and recommendations by the chief compliance officer concerning any material compliance matters (as defined in Rule 38a-1 under the 1940 Act and Rule 206(4)-7 under the Investment Advisers Act of 1940) that may arise in connection with any portfolio holdings governing policies; and (3) considering whether to approve or ratify any amendment to any portfolio holdings governing policies.

Vanguard and the Boards reserve the right to amend the Policies and Procedures at any time and from time to time without prior notice at their sole discretion. For purposes of the Policies and Procedures, the term "portfolio holdings" means the equity and debt securities (e.g., stocks and bonds) held by a Vanguard fund and does not mean the cash equivalent investments, derivatives, and other investment positions (collectively, other investment positions) held by the fund.

### Online Disclosure of Complete Portfolio Holdings

Actively managed equity funds, unless otherwise stated, generally will seek to disclose complete portfolio holdings as of the end of the most recent calendar quarter online at *vanguard.com*, 30 calendar days after the end of the calendar quarter. Actively managed fixed income funds will seek to disclose complete portfolio holdings as of the end of the most recent month online at *vanguard.com*, 15 calendar days after the end of the month. Each Vanguard fund relying on Rule 6c-11 under the 1940 Act (e.g., standalone ETFs) generally will seek to disclose complete portfolio holdings, including other investment positions, at the beginning of each business day. These portfolio holdings, including other investment positions, will be disclosed online at *vanguard.com*. In accordance with Rule 2a-7 under the 1940 Act, each of the Vanguard money market funds will disclose the fund's complete portfolio holdings as of the last business day of the prior month online at *vanguard.com* no later than the fifth business day of the current month. The complete portfolio holdings information for money market funds will remain available online for at least six months after the initial posting. Each Vanguard index fund, other than those Vanguard index funds relying on Rule 6c-11 under the 1940 Act (e.g., standalone ETFs), generally will seek to disclose the fund's complete portfolio holdings as of the end of the most recent month online at *vanguard.com*, 15 calendar days after the end of the month.

Online disclosure of complete portfolio holdings is made to all categories of persons, including individual investors, institutional investors, intermediaries, third-party service providers, rating and ranking organizations, affiliated persons of a Vanguard fund, and all other persons. Vanguard will review complete portfolio holdings before disclosure is made and, except with respect to the complete portfolio holdings of the Vanguard money market funds, may withhold any portion of the fund's complete portfolio holdings from disclosure when deemed to be in the best interests of the fund after consultation with a Vanguard fund's investment advisor.

## **Disclosure of Complete Portfolio Holdings to Service Providers Subject to Confidentiality and Trading Restrictions**

Vanguard, for legitimate business purposes, may disclose Vanguard fund complete portfolio holdings at times it deems necessary and appropriate to rating and ranking organizations; financial printers; proxy voting service providers; pricing information vendors; issuers of guaranteed investment contracts for stable value portfolios; third parties that deliver analytical, statistical, or consulting services; and other third parties that provide services (collectively, Service Providers) to Vanguard, Vanguard subsidiaries, and/or the Vanguard funds. Disclosure of complete portfolio holdings to a Service Provider is conditioned on the Service Provider being subject to a written agreement imposing a duty of confidentiality, including a duty not to trade on the basis of any material nonpublic information.

The frequency with which complete portfolio holdings may be disclosed to a Service Provider, and the length of the lag, if any, between the date of the information and the date on which the information is disclosed to the Service Provider, is determined based on the facts and circumstances, including, without limitation, the nature of the portfolio holdings information to be disclosed, the risk of harm to the funds and their shareholders, and the legitimate business purposes served by such disclosure. The frequency of disclosure to a Service Provider varies and may be as frequent as daily, with no lag. Disclosure of Vanguard fund complete portfolio holdings by Vanguard to a Service Provider must be authorized by a Vanguard fund officer or a Principal in Vanguard's Portfolio Review Department or Office of the General Counsel. Any disclosure of Vanguard fund complete portfolio holdings to a Service Provider as previously described may also include a list of the other investment positions that make up the fund, such as cash equivalent investments and derivatives.

Currently, Vanguard fund complete portfolio holdings are disclosed to the following Service Providers as part of ongoing arrangements that serve legitimate business purposes: Abel/Noser Corporation; Advisor Software, Inc.; Alcom Printing Group Inc.; Apple Press, L.C.; Bloomberg L.P.; Brilliant Graphics, Inc.; Broadridge Financial Solutions, Inc.; Brown Brothers Harriman & Co.; Canon Business Process Services; Charles River Systems, Inc.; Confluence Technology Inc.; Eagle Investments; Equilend; FactSet Research Systems Inc.; Gresham Technologies, Plc.; Institutional Shareholder Services, Inc.; Intellicor, LLC; Investment Technology Group, Inc.; Lipper, Inc.; Markit WSO Corporation; McMunn Associates Inc.; Morningstar, Inc.; Phoenix Lithographing Corporation; Pirium Systems Inc.; Reuters America Inc.; R.R. Donnelley, Inc.; Schvey, Inc. d/b/a Axoni; State Street Bank and Trust Company; Stonewain Systems Inc.; and Trade Informatics LLC.

## **Disclosure of Complete Portfolio Holdings to Vanguard Affiliates and Certain Fiduciaries Subject to Confidentiality and Trading Restrictions**

Vanguard fund complete portfolio holdings may be disclosed between and among the following persons (collectively, Affiliates and Fiduciaries) for legitimate business purposes within the scope of their official duties and responsibilities, subject to such persons' continuing legal duty of confidentiality and legal duty not to trade on the basis of any material nonpublic information, as such duties are imposed under the Code of Ethical Conduct, the Policies and Procedures Designed to Prevent the Misuse of Inside Information, by agreement, or under applicable laws, rules, and regulations: (1) persons who are subject to the Code of Ethical Conduct or the Policies and Procedures Designed to Prevent the Misuse of Inside Information; (2) an investment advisor, sub-advisor, distributor, administrator, transfer agent, or custodian to a Vanguard fund; (3) an accounting firm, an auditing firm, or outside legal counsel retained by Vanguard, a Vanguard subsidiary, or a Vanguard fund; (4) an investment advisor to whom complete portfolio holdings are disclosed for due diligence purposes when the advisor is in merger or acquisition talks with a Vanguard fund's current advisor; and (5) a newly hired investment advisor or sub-advisor to whom complete portfolio holdings are disclosed prior to the time it commences its duties.

The frequency with which complete portfolio holdings may be disclosed between and among Affiliates and Fiduciaries, and the length of the lag, if any, between the date of the information and the date on which the information is disclosed between and among the Affiliates and Fiduciaries, is determined by such Affiliates and Fiduciaries based on the facts and circumstances, including, without limitation, the nature of the portfolio holdings information to be disclosed, the risk of harm to the funds and their shareholders, and the legitimate business purposes served by such disclosure. The frequency of disclosure between and among Affiliates and Fiduciaries varies and may be as frequent as daily, with no lag. Any disclosure of Vanguard fund complete portfolio holdings to any Affiliates and Fiduciaries as previously described may also include a list of the other investment positions that make up the fund, such as cash equivalent investments and derivatives. Disclosure of Vanguard fund complete portfolio holdings or other investment positions by Vanguard, VMC, or a Vanguard fund to Affiliates and Fiduciaries must be authorized by a Vanguard fund officer or a Principal of Vanguard.

Currently, Vanguard discloses complete portfolio holdings to the following Affiliates and Fiduciaries as part of ongoing arrangements that serve legitimate business purposes: Vanguard and each investment advisor, sub-advisor, custodian, and independent registered public accounting firm identified in each fund's Statement of Additional Information.

### **Disclosure of Portfolio Holdings to Trading Counterparties in the Normal Course of Managing a Fund's Assets**

An investment advisor, sub-advisor, administrator, or custodian for a Vanguard fund may, for legitimate business purposes within the scope of its official duties and responsibilities, disclose portfolio holdings (whether partial portfolio holdings or complete portfolio holdings) and other investment positions that make up the fund to any trading counterparty, including one or more broker-dealers or banks, during the course of, or in connection with, normal day-to-day securities and derivatives transactions with or through such trading counterparties subject to the counterparty's legal obligation not to use or disclose material nonpublic information concerning the fund's portfolio holdings, other investment positions, securities transactions, or derivatives transactions without the consent of the fund or its agents. The Vanguard funds have not given their consent to any such use or disclosure and no person or agent of Vanguard is authorized to give such consent except as approved in writing by the Boards of the Vanguard funds. Disclosure of portfolio holdings or other investment positions by Vanguard to trading counterparties must be authorized by a Vanguard fund officer or a Principal of Vanguard.

In addition to the disclosures described below to Authorized Participants, a Vanguard fund investment advisor or administrator may also disclose portfolio holdings information to other current or prospective fund shareholders in connection with the dissemination of information necessary for transactions in Creation Units (as defined below) or other large transactions with a Vanguard fund. Such shareholders are typically Authorized Participants or other financial institutions that have been authorized by VMC to purchase and redeem large blocks of shares, but may also include market makers and other institutional market participants and entities to whom a Vanguard fund advisor or administrator may provide information in connection with transactions in a Vanguard fund.

### **Disclosure of Nonmaterial Information**

The Policies and Procedures permit Vanguard fund officers, Vanguard fund portfolio managers, and other Vanguard representatives (collectively, Approved Vanguard Representatives) to disclose any views, opinions, judgments, advice, or commentary, or any analytical, statistical, performance, or other information, in connection with or relating to a Vanguard fund or its portfolio holdings and/or other investment positions (collectively, commentary and analysis) or any changes in the portfolio holdings of a Vanguard fund that occurred after the end of the most recent calendar quarter (recent portfolio changes) to any person if (1) such disclosure serves a legitimate business purpose, (2) such disclosure does not effectively result in the disclosure of the complete portfolio holdings of any Vanguard fund (which can be disclosed only in accordance with the Policies and Procedures), and (3) such information does not constitute material nonpublic information. Disclosure of commentary and analysis or recent portfolio changes by Vanguard, VMC, or a Vanguard fund must be authorized by a Vanguard fund officer or a Principal of Vanguard.

An Approved Vanguard Representative must make a good faith determination whether the information constitutes material nonpublic information, which involves an assessment of the particular facts and circumstances. Vanguard believes that in most cases recent portfolio changes that involve a few or even several securities in a diversified portfolio or commentary and analysis would be immaterial and would not convey any advantage to a recipient in making an investment decision concerning a Vanguard fund. Nonexclusive examples of commentary and analysis about a Vanguard fund include (1) the allocation of the fund's portfolio holdings and other investment positions among various asset classes, sectors, industries, and countries; (2) the characteristics of the stock and bond components of the fund's portfolio holdings and other investment positions; (3) the attribution of fund returns by asset class, sector, industry, and country; and (4) the volatility characteristics of the fund. Approved Vanguard Representatives may, at their sole discretion, deny any request for information made by any person, and may do so for any reason or for no reason. Approved Vanguard Representatives include, for purposes of the Policies and Procedures, persons employed by or associated with Vanguard or a subsidiary of Vanguard who have been authorized by Vanguard's Portfolio Review Department to disclose recent portfolio changes and/or commentary and analysis in accordance with the Policies and Procedures.

## **Disclosure of Portfolio Holdings, Including Other Investment Positions, in Accordance with Securities and Exchange Commission (SEC) Exemptive Orders and Rule 6c-11**

Vanguard's Fund Services and Oversight unit may disclose to the National Securities Clearing Corporation (NSCC), Authorized Participants, and other market makers the daily portfolio composition files (PCFs) that identify a basket of specified securities that may overlap with the actual or expected portfolio holdings of the Vanguard funds that offer a class of shares known as Vanguard ETF Shares (ETF Funds). Each Vanguard fund relying on Rule 6c-11 under the 1940 Act generally will seek to disclose complete portfolio holdings, including other investment positions, at the beginning of each business day. These portfolio holdings, including other investment positions, will be disclosed online at *vanguard.com*. The disclosure of PCFs and portfolio holdings, including other investment positions, will be in accordance with the terms and conditions of related exemptive orders (Vanguard ETF Exemptive Orders) issued by the SEC or Rule 6c-11 under the 1940 Act, as described in this section. In addition to disclosing PCFs to the NSCC, as previously described, Vanguard's Fund Services and Oversight unit will generally disclose the PCF for any ETF Fund online at *vanguard.com*.

Unlike the conventional classes of shares issued by ETF Funds, the ETF Shares are listed for trading on a national securities exchange. Each ETF Fund issues and redeems ETF Shares in large blocks, known as "Creation Units." To purchase or redeem a Creation Unit, an investor must be an "Authorized Participant" or the investor must purchase or redeem through a broker-dealer that is an Authorized Participant. An Authorized Participant is a participant in the Depository Trust Company (DTC) that has executed a "Participant Agreement" with VMC. Each ETF Fund issues Creation Units in exchange for a "portfolio deposit" consisting of a basket of specified securities (Deposit Securities) and a cash payment (Balancing Amount). Each ETF Fund also generally redeems Creation Units in kind; an investor who tenders a Creation Unit will receive, as redemption proceeds, a basket of specified securities together with a Balancing Amount.

In connection with the creation and redemption process, and in accordance with the terms and conditions of the Vanguard ETF Exemptive Orders and Rule 6c-11, Vanguard makes available to the NSCC (a clearing agency registered with the SEC and affiliated with the DTC), for dissemination to NSCC participants on each business day prior to the opening of trading on the listing exchange, a PCF containing a list of the names and the required number of shares of each Deposit Security for each ETF Fund. In addition, the listing exchange disseminates (1) continuously throughout the trading day, through the facilities of the Consolidated Tape Association, the market value of an ETF Share; and (2) every 15 seconds throughout the trading day, a calculation of the estimated NAV of an ETF Share (expected to be accurate to within a few basis points). Comparing these two figures allows an investor to determine whether, and to what extent, ETF Shares are selling at a premium or at a discount to NAV. ETF Shares are listed on the exchange and traded on the secondary market in the same manner as other equity securities. The price of ETF Shares trading on the secondary market is based on a current bid/offer market.

## **Disclosure of Portfolio Holdings Related Information to the Issuer of a Security for Legitimate Business Purposes**

Vanguard, at its sole discretion, may disclose portfolio holdings information concerning a security held by one or more Vanguard funds to the issuer of such security if the issuer presents, to the satisfaction of Vanguard's Fund Services and Oversight unit, convincing evidence that the issuer has a legitimate business purpose for such information. Disclosure of this information to an issuer is conditioned on the issuer being subject to a written agreement imposing a duty of confidentiality, including a duty not to trade on the basis of any material nonpublic information. The frequency with which portfolio holdings information concerning a security may be disclosed to the issuer of such security, and the length of the lag, if any, between the date of the information and the date on which the information is disclosed to the issuer, is determined based on the facts and circumstances, including, without limitation, the nature of the portfolio holdings information to be disclosed, the risk of harm to the funds and their shareholders, and the legitimate business purposes served by such disclosure. The frequency of disclosure to an issuer cannot be determined in advance of a specific request and will vary based upon the particular facts and circumstances and the legitimate business purposes, but in unusual situations could be as frequent as daily, with no lag. Disclosure of portfolio holdings information concerning a security held by one or more Vanguard funds to the issuer of such security must be authorized by a Vanguard fund officer or a Principal in Vanguard's Equity Investment Group, Portfolio Review Department, or Office of the General Counsel.



## Disclosure of Portfolio Holdings as Required by Applicable Law

Vanguard fund portfolio holdings (whether partial portfolio holdings or complete portfolio holdings) and other investment positions that make up a fund shall be disclosed to any person as required by applicable laws, rules, and regulations. Examples of such required disclosure include, but are not limited to, disclosure of Vanguard fund portfolio holdings (1) in a filing or submission with the SEC or another regulatory body, (2) in connection with seeking recovery on defaulted bonds in a federal bankruptcy case, (3) in connection with a lawsuit, or (4) as required by court order. Disclosure of portfolio holdings or other investment positions by Vanguard, VMC, or a Vanguard fund as required by applicable laws, rules, and regulations must be authorized by a Vanguard fund officer or a Principal of Vanguard.

## Prohibitions on Disclosure of Portfolio Holdings

No person is authorized to disclose Vanguard fund portfolio holdings or other investment positions (whether online at *vanguard.com*, in writing, by fax, by email, orally, or by other means) except in accordance with the Policies and Procedures. In addition, no person is authorized to make disclosure pursuant to the Policies and Procedures if such disclosure is otherwise unlawful under the antifraud provisions of the federal securities laws (as defined in Rule 38a-1 under the 1940 Act). Furthermore, Vanguard's management, at its sole discretion, may determine not to disclose portfolio holdings or other investment positions that make up a Vanguard fund to any person who would otherwise be eligible to receive such information under the Policies and Procedures, or may determine to make such disclosures publicly as provided by the Policies and Procedures.

## Prohibitions on Receipt of Compensation or Other Consideration

The Policies and Procedures prohibit a Vanguard fund, its investment advisor, and any other person or entity from paying or receiving any compensation or other consideration of any type for the purpose of obtaining disclosure of Vanguard fund portfolio holdings or other investment positions. "Consideration" includes any agreement to maintain assets in the fund or in other investment companies or accounts managed by the investment advisor or sub-advisor or by any affiliated person of the investment advisor or sub-advisor.

## INVESTMENT ADVISORY AND OTHER SERVICES

The Funds receive all investment advisory services from Vanguard, through its Equity Index Group. These services are provided by an experienced advisory staff employed directly by Vanguard. The compensation and other expenses of the advisory staff are allocated among the funds utilizing these services.

During the fiscal years ended December 31, 2022, 2023, and 2024, the Funds incurred the following approximate advisory expenses:

<b>Vanguard Fund</b>	<b>2022</b>	<b>2023</b>	<b>2024</b>
Vanguard Total Stock Market Index Fund	\$23,150,000	\$32,625,000	\$33,526,000
Vanguard 500 Index Fund	10,553,000	18,349,000	20,816,000
Vanguard Extended Market Index Fund	1,993,000	1,799,000	1,799,000
Vanguard Large-Cap Index Fund	1,223,000	898,000	955,000
Vanguard Mid-Cap Index Fund	2,547,000	3,060,000	2,958,000
Vanguard Small-Cap Index Fund	2,241,000	2,565,000	2,566,000
Vanguard Value Index Fund	2,685,000	3,296,000	3,184,000
Vanguard Mid-Cap Value Index Fund	1,098,000	602,000	532,000
Vanguard Small-Cap Value Index Fund	1,357,000	1,036,000	997,000
Vanguard Growth Index Fund	2,607,000	3,706,000	4,355,000
Vanguard Mid-Cap Growth Index Fund	985,000	446,000	456,000
Vanguard Small-Cap Growth Index Fund	1,095,000	630,000	628,000

## 1. Other Accounts Managed

The following table provides information relating to the other accounts managed by the portfolio managers of the Funds as of the fiscal year ended December 31, 2024 (unless otherwise noted):

Portfolio Manager		No. of accounts	Total assets	No. of accounts with performance-based fees	Total assets in accounts with performance-based fees
Nick Birkett <sup>1</sup>	Registered investment companies <sup>8</sup>	22	\$ 2.2T	0	\$0
	Other pooled investment vehicles	4	\$ 13.1B	0	\$0
	Other accounts	0	\$ 0	0	\$0
Aaron Choi <sup>2</sup>	Registered investment companies <sup>9</sup>	6	\$ 1.6T	0	\$0
	Other pooled investment vehicles	0	\$ 0	0	\$0
	Other accounts	0	\$ 0	0	\$0
Aur�lie Denis <sup>3</sup>	Registered investment companies <sup>10</sup>	31	\$ 1.2T	0	\$0
	Other pooled investment vehicles	14	\$793.2B	0	\$0
	Other accounts	0	\$ 0	0	\$0
Michelle Louie	Registered investment companies <sup>11</sup>	15	\$ 3.7T	0	\$0
	Other pooled investment vehicles	0	\$ 0	0	\$0
	Other accounts	0	\$ 0	0	\$0
Kenny Narzikul <sup>4</sup>	Registered investment companies <sup>12</sup>	15	\$229.9B	0	\$0
	Other pooled investment vehicles	2	\$ 2.8B	0	\$0
	Other accounts	0	\$ 0	0	\$0
Walter Nejman <sup>5</sup>	Registered investment companies <sup>13</sup>	40	\$ 3.5T	0	\$0
	Other pooled investment vehicles	12	\$783.0B	0	\$0
	Other accounts	0	\$ 0	0	\$0
Chris Nieves <sup>6</sup>	Registered investment companies	0	\$ 0	0	\$0
	Other pooled investment vehicles	0	\$ 0	0	\$0
	Other accounts	0	\$ 0	0	\$0
Gerard C. O'Reilly	Registered investment companies <sup>14</sup>	18	\$ 2.9T	0	\$0
	Other pooled investment vehicles	0	\$ 0	0	\$0
	Other accounts	0	\$ 0	0	\$0
Jena Stenger <sup>7</sup>	Registered investment companies	0	\$ 0	0	\$0
	Other pooled investment vehicles	0	\$ 0	0	\$0
	Other accounts	0	\$ 0	0	\$0

1 Mr. Birkett began co-managing Vanguard Total Stock Market Index Fund on February 18, 2025

2 Mr. Choi began co-managing Vanguard Small-Cap Growth Index Fund, Vanguard Small-Cap Value Index Fund, Vanguard Value Index Fund, Vanguard Growth Index Fund, and Vanguard Small-Cap Index Fund on February 18, 2025.

3 Ms. Denis began co-managing Vanguard 500 Index Fund on February 18, 2025.

4 Mr. Narzikul began co-managing Vanguard Mid-Cap Index Fund, Vanguard Mid-Cap Growth Index Fund, Vanguard Mid-Cap Value Index Fund, Vanguard Small-Cap Growth Index Fund, and Vanguard Small-Cap Value Index Fund on February 18, 2025.

5 Mr. Nejman began co-managing Vanguard Extended Market Index Fund on February 18, 2025.

6 Mr. Nieves began co-managing Vanguard Large-Cap Index Fund on February 18, 2025.

7 Ms. Stenger began co-managing Vanguard Large-Cap Index Fund, Vanguard Value Index Fund, and Vanguard Growth Index Fund on February 18, 2025.

8 Includes Vanguard 500 Index Fund, Vanguard Small-Cap Growth Index Fund, Vanguard Small-Cap Value Index Fund, and Vanguard Extended Market Index Fund, which collectively held assets of \$1.6 trillion as of December 31, 2024.

9 Includes Vanguard 500 Index Fund, Vanguard Mid-Cap Index Fund, Vanguard Mid-Cap Value Index Fund, and Vanguard Mid-Cap Growth Index Fund, which collectively held assets of \$1.6 trillion as of December 31, 2024.

10 Includes Vanguard Mid-Cap Index Fund, Vanguard Mid-Cap Value Index Fund, and Vanguard Mid-Cap Growth Index Fund, which collectively held assets of \$235 billion as of December 31, 2024.

11 Includes Vanguard 500 Index Fund, Vanguard Large-Cap Index Fund, Vanguard Extended Market Index Fund, and Vanguard Total Stock Market Index Fund, which collectively held assets of \$3.3 trillion as of December 31, 2024.

12 Includes Vanguard Small-Cap Index Fund, which held assets of \$155 billion as of December 31, 2024.

13 Includes Vanguard Large-Cap Index Fund, Vanguard Growth Index Fund, Vanguard Value Index Fund, and Vanguard Total Stock Market Index Fund, which collectively held assets of \$2.3 trillion as of December 31, 2024.

14 Includes Vanguard Growth Index Fund, Vanguard Value Index Fund, Vanguard Small-Cap Growth Index Fund, Vanguard Small-Cap Index Fund, Vanguard Total Stock Market Index Fund, and Vanguard Small-Cap Value Index Fund, which collectively held assets of \$2.5 trillion as of December 31, 2024.



## **2. Material Conflicts of Interest**

At Vanguard, individual portfolio managers may manage multiple accounts for multiple clients. In addition to mutual funds, these accounts may include separate accounts, collective trusts, and offshore funds. Managing multiple funds or accounts may give rise to potential conflicts of interest including, for example, conflicts among investment strategies and conflicts in the allocation of investment opportunities. Vanguard manages potential conflicts between funds or accounts through allocation policies and procedures, internal review processes, and oversight by trustees and independent third parties. Vanguard has developed trade allocation procedures and controls to ensure that no one client, regardless of type, is intentionally favored at the expense of another. Allocation policies are designed to address potential conflicts in situations in which two or more funds or accounts participate in investment decisions involving the same securities.

## **3. Description of Compensation**

All Vanguard portfolio managers are Vanguard employees. This section describes the compensation of the Vanguard employees who manage Vanguard mutual funds. As of December 31, 2024, a Vanguard portfolio manager's compensation generally consists of base salary, bonus, and payments under Vanguard's long-term incentive compensation program. In addition, portfolio managers are eligible for the standard retirement benefits and health and welfare benefits available to all Vanguard employees. Also, certain portfolio managers may be eligible for additional retirement benefits under several supplemental retirement plans that Vanguard adopted in the 1980s to restore dollar-for-dollar the benefits of management employees that had been cut back solely as a result of tax law changes. These plans are structured to provide the same retirement benefits as the standard retirement plans.

In the case of portfolio managers responsible for managing multiple Vanguard funds or accounts, the method used to determine their compensation is the same for all funds and investment accounts. A portfolio manager's base salary is determined by the manager's experience and performance in the role, taking into account the ongoing compensation benchmark analyses performed by Vanguard's Human Resources Department. A portfolio manager's base salary is generally a fixed amount that may change as a result of an annual review, upon assumption of new duties, or when a market adjustment of the position occurs.

A portfolio manager's bonus is determined by a number of factors. One factor is gross, pre-tax performance of the fund relative to expectations for how the fund should have performed, given the fund's investment objective, policies, strategies, and limitations, and the market environment during the measurement period. This performance factor is not based on the amount of assets held in any individual fund's portfolio. For each Fund, the performance factor depends on how closely the portfolio manager tracks the Fund's benchmark index over a 1-year period. Additional factors include the portfolio manager's contributions to the investment management functions within the sub-asset class, contributions to the development of other investment professionals and supporting staff, and overall contributions to strategic planning and decisions for the investment group. The target bonus is expressed as a percentage of base salary. The actual bonus paid may be more or less than the target bonus, based on how well the manager satisfies the objectives previously described. The bonus is paid on an annual basis.

Under the long-term incentive compensation program, all full-time employees receive a payment from Vanguard's long-term incentive compensation plan based on their years of service, job level, and if applicable, management responsibilities. Each year, Vanguard's independent directors determine the amount of the long-term incentive compensation award for that year based on the investment performance of the Vanguard funds relative to competitors and Vanguard's operating efficiencies in providing services to the Vanguard funds.

## **4. Ownership of Securities**

As of December 31, 2024, Mr. Choi owned shares of Vanguard 500 Index Fund within the \$100,001-\$500,000 range; Mr. O'Reilly owned shares of Vanguard Total Stock Market Index Fund within the \$500,001-\$1,000,000 range; Ms. Denis owned shares of Vanguard Mid-Cap Value Index Fund within the range of \$1-\$10,000 and shares of Vanguard 500 Index Fund within the range of \$10,001-\$50,000; Ms. Louie owned shares of Vanguard Total Stock Market Index Fund exceeding \$1,000,000 and shares of Vanguard Extended Market Index Fund in the \$50,001-\$100,000 range; and Mr. Narzikul owned shares of Vanguard Small-Cap Value Index Fund within the \$1-\$10,000 range and shares of Vanguard Small-Cap Index Fund in the \$10,001-\$50,000 range. As of the same date, none of the other named portfolio managers owned any shares of the Funds they managed.

## Duration and Termination of Investment Advisory Agreement

Vanguard provides investment advisory services to the Funds pursuant to the terms of the Fifth Amended and Restated Funds' Service Agreement. This agreement will continue in full force and effect until terminated or amended by mutual agreement of the Vanguard funds and Vanguard.

## Securities Lending

The following table describes the securities lending activities of the Funds during the fiscal year ended December 31, 2024.

<b>Vanguard Fund</b>	<b>Securities Lending Activities</b>
<b>Vanguard 500 Index Fund</b>	
<i>Gross income from securities lending activities</i>	\$5,905,331
Fees paid to securities lending agent from a revenue split	\$0
Fees paid for any cash collateral management service (including fees deducted from a pooled cash collateral reinvestment vehicle) that are not included in the revenue split	\$3,269
Administrative fees not included in revenue split	\$92,217
Indemnification fee not included in revenue split	\$0
Rebate (paid to borrower)	\$3,100,053
Other fees not included in revenue split (specify)	\$0
Aggregate fees/compensation for securities lending activities	\$3,195,539
<i>Net income from securities lending activities</i>	<b>\$2,709,792</b>
<b>Vanguard Extended Market Index Fund</b>	
<i>Gross income from securities lending activities</i>	\$150,164,496
Fees paid to securities lending agent from a revenue split	\$0
Fees paid for any cash collateral management service (including fees deducted from a pooled cash collateral reinvestment vehicle) that are not included in the revenue split	\$83,626
Administrative fees not included in revenue split	\$3,404,749
Indemnification fee not included in revenue split	\$0
Rebate (paid to borrower)	\$53,968,997
Other fees not included in revenue split (specify)	\$0
Aggregate fees/compensation for securities lending activities	\$57,457,372
<i>Net income from securities lending activities</i>	<b>\$92,707,124</b>
<b>Vanguard Growth Index Fund</b>	
<i>Gross income from securities lending activities</i>	\$1,523,360
Fees paid to securities lending agent from a revenue split	\$0
Fees paid for any cash collateral management service (including fees deducted from a pooled cash collateral reinvestment vehicle) that are not included in the revenue split	\$1,292
Administrative fees not included in revenue split	\$19,164
Indemnification fee not included in revenue split	\$0
Rebate (paid to borrower)	\$962,759
Other fees not included in revenue split (specify)	\$0
Aggregate fees/compensation for securities lending activities	\$983,215
<i>Net income from securities lending activities</i>	<b>\$540,145</b>
<b>Vanguard Large-Cap Index Fund</b>	
<i>Gross income from securities lending activities</i>	\$755,259
Fees paid to securities lending agent from a revenue split	\$0
Fees paid for any cash collateral management service (including fees deducted from a pooled cash collateral reinvestment vehicle) that are not included in the revenue split	\$170
Administrative fees not included in revenue split	\$23,739
Indemnification fee not included in revenue split	\$0
Rebate (paid to borrower)	\$74,640
Other fees not included in revenue split (specify)	\$0
Aggregate fees/compensation for securities lending activities	\$98,549

<b>Vanguard Fund</b>	<b>Securities Lending Activities</b>
<i>Net income from securities lending activities</i>	<b>\$656,710</b>
<b>Vanguard Mid-Cap Growth Index Fund</b>	
<i>Gross income from securities lending activities</i>	\$792,565
Fees paid to securities lending agent from a revenue split	\$0
Fees paid for any cash collateral management service (including fees deducted from a pooled cash collateral reinvestment vehicle) that are not included in the revenue split	\$632
Administrative fees not included in revenue split	\$11,661
Indemnification fee not included in revenue split	\$0
Rebate (paid to borrower)	\$447,012
Other fees not included in revenue split (specify)	\$0
Aggregate fees/compensation for securities lending activities	\$459,305
<i>Net income from securities lending activities</i>	<b>\$333,260</b>
<b>Vanguard Mid-Cap Index Fund</b>	
<i>Gross income from securities lending activities</i>	\$16,209,960
Fees paid to securities lending agent from a revenue split	\$0
Fees paid for any cash collateral management service (including fees deducted from a pooled cash collateral reinvestment vehicle) that are not included in the revenue split	\$6,660
Administrative fees not included in revenue split	\$387,782
Indemnification fee not included in revenue split	\$0
Rebate (paid to borrower)	\$4,955,017
Other fees not included in revenue split (specify)	\$0
Aggregate fees/compensation for securities lending activities	\$5,349,459
<i>Net income from securities lending activities</i>	<b>\$10,860,501</b>
<b>Vanguard Mid-Cap Value Index Fund</b>	
<i>Gross income from securities lending activities</i>	\$6,003,897
Fees paid to securities lending agent from a revenue split	\$0
Fees paid for any cash collateral management service (including fees deducted from a pooled cash collateral reinvestment vehicle) that are not included in the revenue split	\$1,609
Administrative fees not included in revenue split	\$173,899
Indemnification fee not included in revenue split	\$0
Rebate (paid to borrower)	\$1,058,181
Other fees not included in revenue split (specify)	\$0
Aggregate fees/compensation for securities lending activities	\$1,233,689
<i>Net income from securities lending activities</i>	<b>\$4,770,208</b>
<b>Vanguard Small-Cap Growth Index Fund</b>	
<i>Gross income from securities lending activities</i>	\$45,089,003
Fees paid to securities lending agent from a revenue split	\$0
Fees paid for any cash collateral management service (including fees deducted from a pooled cash collateral reinvestment vehicle) that are not included in the revenue split	\$30,947
Administrative fees not included in revenue split	\$867,167
Indemnification fee not included in revenue split	\$0
Rebate (paid to borrower)	\$21,263,756
Other fees not included in revenue split (specify)	\$0
Aggregate fees/compensation for securities lending activities	\$22,161,870
<i>Net income from securities lending activities</i>	<b>\$22,927,133</b>
<b>Vanguard Small-Cap Index Fund</b>	
<i>Gross income from securities lending activities</i>	\$131,270,803
Fees paid to securities lending agent from a revenue split	\$0
Fees paid for any cash collateral management service (including fees deducted from a pooled cash collateral reinvestment vehicle) that are not included in the revenue split	\$89,115
Administrative fees not included in revenue split	\$2,368,835
Indemnification fee not included in revenue split	\$0

<b>Vanguard Fund</b>	<b>Securities Lending Activities</b>
Rebate (paid to borrower)	\$63,288,071
Other fees not included in revenue split (specify)	\$0
Aggregate fees/compensation for securities lending activities	\$65,746,021
<i>Net income from securities lending activities</i>	<b>\$65,524,782</b>
<b>Vanguard Small-Cap Value Index Fund</b>	
<i>Gross income from securities lending activities</i>	\$31,309,498
Fees paid to securities lending agent from a revenue split	\$0
Fees paid for any cash collateral management service (including fees deducted from a pooled cash collateral reinvestment vehicle) that are not included in the revenue split	\$20,518
Administrative fees not included in revenue split	\$534,463
Indemnification fee not included in revenue split	\$0
Rebate (paid to borrower)	\$14,727,130
Other fees not included in revenue split (specify)	\$0
Aggregate fees/compensation for securities lending activities	\$15,282,111
<i>Net income from securities lending activities</i>	<b>\$16,027,387</b>
<b>Vanguard Total Stock Market Index Fund</b>	
<i>Gross income from securities lending activities</i>	\$307,409,744
Fees paid to securities lending agent from a revenue split	\$0
Fees paid for any cash collateral management service (including fees deducted from a pooled cash collateral reinvestment vehicle) that are not included in the revenue split	\$182,753
Administrative fees not included in revenue split	\$6,541,818
Indemnification fee not included in revenue split	\$0
Rebate (paid to borrower)	\$123,166,209
Other fees not included in revenue split (specify)	\$0
Aggregate fees/compensation for securities lending activities	\$129,890,780
<i>Net income from securities lending activities</i>	<b>\$177,518,964</b>
<b>Vanguard Value Index Fund</b>	
<i>Gross income from securities lending activities</i>	\$5,330,082
Fees paid to securities lending agent from a revenue split	\$0
Fees paid for any cash collateral management service (including fees deducted from a pooled cash collateral reinvestment vehicle) that are not included in the revenue split	\$1,570
Administrative fees not included in revenue split	\$148,988
Indemnification fee not included in revenue split	\$0
Rebate (paid to borrower)	\$1,045,899
Other fees not included in revenue split (specify)	\$0
Aggregate fees/compensation for securities lending activities	\$1,196,457
<i>Net income from securities lending activities</i>	<b>\$4,133,625</b>

## PORTFOLIO TRANSACTIONS

The advisor decides which securities to buy and sell on behalf of a Fund and then selects the brokers or dealers that will execute the trades on an agency basis or the dealers with whom the trades will be effected on a principal basis. For each trade, the advisor must select a broker-dealer that it believes will provide “best execution.” Best execution does not necessarily mean paying the lowest spread or commission rate available. In seeking best execution, the SEC has said that an advisor should consider the full range of a broker-dealer’s services. The factors considered by the advisor in seeking best execution include, but are not limited to, the broker-dealer’s execution capability, clearance and settlement services, commission rate, trading expertise, willingness and ability to commit capital, ability to provide anonymity, financial responsibility, reputation and integrity, responsiveness, access to underwritten offerings and secondary markets, and access to company management, as well as the value of any research provided by the broker-dealer. In assessing which broker-dealer can provide best execution for a particular trade, the advisor also may consider the timing and size of the order and available liquidity and current market conditions. Subject to applicable legal requirements, the advisor may select a broker based partly on brokerage or research services provided to the advisor and its clients, including the Funds. The advisor may cause a Fund to pay a higher commission than other brokers

would charge if the advisor determines in good faith that the amount of the commission is reasonable in relation to the value of services provided. The advisor also may receive brokerage or research services from broker-dealers that are provided at no charge in recognition of the volume of trades directed to the broker. To the extent research services or products may be a factor in selecting brokers, services and products may include written research reports analyzing performance or securities, discussions with research analysts, meetings with corporate executives to obtain oral reports on company performance, market data, and other products and services that will assist the advisor in its investment decision-making process. The research services provided by brokers through which a Fund effects securities transactions may be used by the advisor in servicing all of its accounts, and some of the services may not be used by the advisor in connection with the Fund.

During the fiscal years ended December 31, 2022, 2023, and 2024, the Funds paid the following approximate amounts in brokerage commissions. Brokerage commissions paid by a fund may be substantially different from year to year for multiple reasons, such as overall fund performance, market volatility, trading volumes, cash flows, or changes to the securities that make up the Fund or a fund's target index.

<b>Vanguard Fund</b>	<b>2022</b>	<b>2023</b>	<b>2024</b>
Vanguard 500 Index Fund	\$ 2,643,000	\$ 3,653,000	\$ 4,455,000
Vanguard Extended Market Index Fund	4,415,000	4,281,000	5,237,000
Vanguard Growth Index Fund	718,000	643,000	2,456,000
Vanguard Large-Cap Index Fund	185,000	137,000	155,000
Vanguard Mid-Cap Growth Index Fund	546,000	267,000	604,000
Vanguard Mid-Cap Index Fund	3,276,000	4,077,000	5,598,000
Vanguard Mid-Cap Value Index Fund	858,000	1,588,000	1,391,000
Vanguard Small-Cap Growth Index Fund	2,586,000	2,610,000	2,701,000
Vanguard Small-Cap Index Fund	7,593,000	7,455,000	8,658,000
Vanguard Small-Cap Value Index Fund	2,402,000	2,912,000	3,375,000
Vanguard Total Stock Market Index Fund	29,443,000	14,332,000	15,155,000
Vanguard Value Index Fund	1,067,000	2,257,000	1,580,000

Some securities that are considered for investment by a Fund may also be appropriate for other Vanguard funds or for other clients served by the advisor. If such securities are compatible with the investment policies of a Fund and one or more of an advisor's other clients, and are considered for purchase or sale at or about the same time, then transactions in such securities may be aggregated by the advisor, and the purchased securities or sale proceeds may be allocated among the participating Vanguard funds and the other participating clients of the advisor in a manner deemed equitable by the advisor. Although there may be no specified formula for allocating such transactions, the allocation methods used, and the results of such allocations, will be subject to periodic review by the Funds' board of trustees.

As of December 31, 2024, each Fund held securities of its "regular brokers or dealers," as that term is defined in Rule 10b-1 of the 1940 Act, as follows:

<b>Vanguard Fund</b>	<b>Regular Broker or Dealer (or Parent)</b>	<b>Aggregate Holdings</b>
Vanguard 500 Index Fund	BofA Securities, Inc.	\$ 7,945,219,000
	Citigroup, Inc.	3,517,260,000
	Goldman Sachs & Co. LLC	4,727,807,000
	J.P. Morgan Securities LLC	18,276,280,000
	Morgan Stanley & Co. LLC	4,223,821,000
Vanguard Extended Market Index Fund	Jefferies LLC	191,830,000
	Virtu Americas LLC	43,988,000
Vanguard Growth Index Fund	—	—
Vanguard Large-Cap Index Fund	BofA Securities, Inc.	345,432,000
	Citigroup, Inc.	143,941,000
	Goldman Sachs & Co. LLC	204,573,000
	J.P. Morgan Securities LLC	768,162,000
	Morgan Stanley & Co. LLC	172,889,000
Vanguard Mid-Cap Growth Index Fund	—	—
Vanguard Mid-Cap Index Fund	—	—
Vanguard Mid-Cap Value Index Fund	—	—

<b>Vanguard Fund</b>	<b>Regular Broker or Dealer (or Parent)</b>	<b>Aggregate Holdings</b>
Vanguard Small-Cap Growth Index Fund	—	—
Vanguard Small-Cap Index Fund	Jefferies LLC	287,191,000
	Virtu Americas LLC	74,180,000
Vanguard Small-Cap Value Index Fund	Jefferies LLC	190,663,000
	Virtu Americas LLC	49,243,000
Vanguard Total Stock Market Index Fund	BofA Securities, Inc.	9,516,157,000
	Citigroup, Inc.	3,865,525,000
	Goldman Sachs & Co. LLC	5,461,788,000
	J.P. Morgan Securities LLC	21,158,258,000
	Jefferies LLC	351,706,000
	Morgan Stanley & Co. LLC	4,762,195,000
	Virtu Americas LLC	90,554,000
Vanguard Value Index Fund	BofA Securities, Inc.	2,585,222,000
	Citigroup, Inc.	1,050,560,000
	Goldman Sachs & Co. LLC	1,490,513,000
	J.P. Morgan Securities LLC	5,749,520,000
	Morgan Stanley & Co. LLC	1,294,037,000

## PROXY VOTING

### I. Proxy Voting Policies

Each Vanguard fund advised by Vanguard retains the authority to vote proxies received with respect to the shares of equity securities held directly in a portfolio advised by Vanguard. The Board of Trustees of the Vanguard-advised funds (the Board) has adopted proxy voting procedures and guidelines to govern proxy voting for each portfolio retaining proxy voting authority, which are summarized in *Appendix A*.

For Vanguard Total Stock Market Index Fund, the manager of the Fund's totally held subsidiary has sole authority to vote proxies related to the portfolio securities held by the subsidiary. The manager of Vanguard Total Stock Market Index Fund's totally held subsidiary will be independent of Vanguard and Vanguard Total Stock Market Index Fund and will vote proxies in accordance with the recommendations of a proxy advisory firm chosen by the manager.

Vanguard has entered into agreements with various state, federal, and non-U.S. regulators and with certain issuers that limit the amount of shares that the funds may vote at their discretion for particular securities. For these securities, the funds are able to vote a limited portion of the shares at their discretion. Any additional shares generally are voted in the same proportion as votes cast by the issuer's entire shareholder base (i.e., mirror voted), or the fund is not permitted to vote such shares. Further, the Board has adopted policies that will result in certain funds mirror voting a higher proportion of the shares they own in a regulated issuer in order to permit certain other funds (generally advised by managers not affiliated with Vanguard) to mirror vote none, or a lower proportion, of their shares in such regulated issuer.

### II. Securities Lending

There may be occasions when Vanguard needs to restrict lending of and/or recall securities that are out on loan in order to vote the full position at a shareholder meeting. For the funds managed by Vanguard, Vanguard has processes to monitor securities on loan and to evaluate any circumstances that may require it to restrict and/or attempt to recall the security based on the criteria set forth in *Appendix A*.

To obtain a free copy of a report that details how the funds voted the proxies relating to the portfolio securities held by the funds for the prior 12-month period ended June 30, log on to [vanguard.com](http://vanguard.com) or visit the SEC's website at [sec.gov](http://sec.gov).

## INFORMATION ABOUT THE ETF SHARE CLASS

Each Fund (collectively, the ETF Funds) offers and issues an exchange-traded class of shares called ETF Shares. Each Fund issues and redeems ETF Shares in large blocks, known as "Creation Units."

To purchase or redeem a Creation Unit, you must be an Authorized Participant or you must transact through a broker that is an Authorized Participant. An Authorized Participant is a participant in the Depository Trust Company (DTC) that has executed a Participant Agreement with Vanguard Marketing Corporation, the ETF Funds' Distributor (the Distributor). For a current list of Authorized Participants, contact the Distributor.

Investors that are not Authorized Participants must hold ETF Shares in a brokerage account. As with any stock traded on an exchange through a broker, purchases and sales of ETF Shares will be subject to usual and customary brokerage commissions.

Each ETF Fund issues Creation Units in kind in exchange for a basket of securities that are part of—or soon to be part of—its target index (Deposit Securities). Each ETF Fund also redeems Creation Units in kind; an investor who tenders a Creation Unit will receive, as redemption proceeds, a basket of securities that are part of the Fund's portfolio holdings (Redemption Securities). As part of any creation or redemption transaction, the investor will either pay or receive some cash in addition to the securities, as described more fully on the following pages. Each ETF Fund reserves the right to issue Creation Units for cash, rather than in kind.



## Exchange Listing and Trading

The ETF Shares have been approved for listing on a national securities exchange and will trade on the exchange at market prices that may differ from net asset value (NAV). There can be no assurance that, in the future, ETF Shares will continue to meet all of the exchange's listing requirements. The exchange will institute procedures to delist a Fund's ETF Shares if the Fund's ETF Shares do not continuously comply with the exchange's listing rules. The exchange will also delist a Fund's ETF Shares upon termination of the ETF share class.

The exchange disseminates, through the facilities of the Consolidated Tape Association, an updated "indicative optimized portfolio value" (IOPV) for an ETF Fund as calculated by an information provider. The ETF Funds are not involved with or responsible for the calculation or dissemination of the IOPVs, and they make no warranty as to the accuracy of the IOPVs. An IOPV for a Fund's ETF Shares is disseminated every 15 seconds during regular exchange trading hours. An IOPV has a securities value component and a cash component. The IOPV is designed as an estimate of an ETF Fund's NAV at a particular point in time, but it is only an estimate and should not be viewed as the actual NAV, which is calculated once each day.

## Conversions and Exchanges

Owners of conventional (i.e., not exchange-traded) shares issued by an ETF Fund may convert those shares to ETF Shares of equivalent value of the same Fund. Please see "Conversion Rights" in the **Description of the Trust** section, to confirm the conversion rights. Please note that investors who own conventional shares through a 401(k) plan or other employer-sponsored retirement or benefit plan generally may not convert those shares to ETF Shares and should check with their plan sponsor or recordkeeper. ETF Shares, whether acquired through a conversion or purchased on the secondary market, cannot be converted to conventional shares by a shareholder. Also, ETF Shares of one fund cannot be exchanged for ETF Shares of another fund.

*Note for investors in Vanguard Institutional Total Stock Market Index Fund:* Owners of shares issued by Vanguard Institutional Total Stock Market Index Fund **cannot** convert their shares to ETF Shares of Vanguard Total Stock Market Index Fund because the Funds are separate and distinct. Vanguard Institutional Total Stock Market Index Fund, which is offered through a separate prospectus and Statement of Additional Information, does not issue ETF Shares.

Investors that are not Authorized Participants must hold ETF Shares in a brokerage account. Thus, before converting conventional shares to ETF Shares, an investor must have an existing, or open a new, brokerage account. This account may be with Vanguard Brokerage Services or with any other brokerage firm. To initiate a conversion of conventional shares to ETF Shares, an investor must contact their broker.

Vanguard Brokerage Services does not impose a fee on conversions from Vanguard conventional shares to Vanguard ETF Shares. However, other brokerage firms may charge a fee to process a conversion. Vanguard reserves the right, in the future, to impose a transaction fee on conversions or to limit or terminate the conversion privilege.

Converting conventional shares to ETF Shares is generally accomplished as follows. First, after the broker notifies Vanguard of an investor's request to convert, Vanguard will transfer conventional shares from the investor's account with Vanguard to the broker's omnibus account with Vanguard (an account maintained by the broker on behalf of all its customers who hold conventional Vanguard fund shares through the broker). After the transfer, Vanguard's records will reflect the broker, not the investor, as the owner of the shares. Next, the broker will instruct Vanguard to convert the appropriate number or dollar amount of conventional shares in its omnibus account to ETF Shares of equivalent value, based on the respective NAVs of the two share classes. The ETF Fund's transfer agent will reflect ownership of all ETF Shares in the name of the DTC. The DTC will keep track of which ETF Shares belong to the broker, and the broker, in turn, will keep track of which ETF Shares belong to its customers.

Because the DTC is unable to handle fractional shares, only whole shares can be converted. For example, if the investor owned 300.25 conventional shares, and this was equivalent in value to 90.75 ETF Shares, the DTC account would receive 90 ETF Shares. Conventional shares with a value equal to 0.75 ETF Shares (in this example, that would be 2.481 conventional shares) would remain in the broker's omnibus account with Vanguard. The broker then could either (1) take certain internal actions necessary to credit the investor's account with 0.75 ETF Shares or (2) redeem the 2.481 conventional shares for cash at NAV and deliver that cash to the investor's account. If the broker chose to redeem the conventional shares, the investor would realize a gain or loss on the redemption that must be reported on their tax return (unless the shares are held in an IRA or other tax-deferred account). An investor should consult their broker for information on how the broker will handle the conversion process, including whether the broker will impose a fee to process a conversion.



The conversion process works differently for investors who opt to hold ETF Shares through an account at Vanguard Brokerage Services. Investors who convert their conventional shares to ETF Shares through Vanguard Brokerage Services will have *all* conventional shares for which they request conversion converted to the equivalent dollar value of ETF Shares. Because no fractional shares will have to be sold, the transaction will not be taxable.

Here are some important points to keep in mind when converting conventional shares of an ETF Fund to ETF Shares:

- The conversion process can take anywhere from several days to several weeks, depending on the broker. Vanguard generally will process conversion requests either on the day they are received or on the next business day. Vanguard imposes conversion blackout windows around the dates when an ETF Fund declares dividends. This is necessary to prevent a shareholder from collecting a dividend from both the conventional share class currently held and also from the ETF share class to which the shares will be converted.
- During the conversion process, an investor will remain fully invested in the Fund's conventional shares, and the investment will increase or decrease in value in tandem with the NAV of those shares.
- The conversion transaction is nontaxable except, if applicable, to the very limited extent previously described.
- During the conversion process, an investor will be able to liquidate all or part of an investment by instructing Vanguard or the broker (depending on whether the shares are held in the investor's account or the broker's omnibus account) to redeem the conventional shares. After the conversion process is complete, an investor will be able to liquidate all or part of an investment by instructing the broker to sell the ETF Shares.

### **Book Entry Only System**

ETF Shares issued by the ETF Funds are registered in the name of the DTC or its nominee, Cede & Co., and are deposited with, or on behalf of, the DTC. The DTC is a limited-purpose trust company that was created to hold securities of its participants (DTC Participants) and to facilitate the clearance and settlement of transactions among them through electronic book-entry changes in their accounts, thereby eliminating the need for physical movement of securities certificates. DTC Participants include securities brokers and dealers, banks, trust companies, clearing corporations, and certain other organizations. The DTC is a subsidiary of the Depository Trust and Clearing Corporation (DTCC), which is owned by certain participants of the DTCC's subsidiaries, including the DTC. Access to the DTC system is also available to others such as banks, brokers, dealers, and trust companies that clear through or maintain a custodial relationship with a DTC Participant, either directly or indirectly (Indirect Participants).

Beneficial ownership of ETF Shares is limited to DTC Participants, Indirect Participants, and persons holding interests through DTC Participants and Indirect Participants. Ownership of beneficial interests in ETF Shares (owners of such beneficial interests are referred to herein as Beneficial Owners) is shown on, and the transfer of ownership is effected only through, records maintained by the DTC (with respect to DTC Participants) and on the records of DTC Participants (with respect to Indirect Participants and Beneficial Owners that are not DTC Participants). Beneficial Owners will receive from, or through, the DTC Participant a written confirmation relating to their purchase of ETF Shares. The laws of some jurisdictions may require that certain purchasers of securities take physical delivery of such securities. Such laws may impair the ability of certain investors to acquire beneficial interests in ETF Shares.

Each ETF Fund recognizes the DTC or its nominee as the record owner of all ETF Shares for all purposes. Beneficial Owners of ETF Shares are not entitled to have ETF Shares registered in their names and will not receive or be entitled to physical delivery of share certificates. Each Beneficial Owner must rely on the procedures of the DTC and any DTC Participant and/or Indirect Participant through which such Beneficial Owner holds its interests to exercise any rights of a holder of ETF Shares.

Conveyance of all notices, statements, and other communications to Beneficial Owners is effected as follows. The DTC will make available to an ETF Fund, upon request and for a fee, a listing of the ETF Shares of the Fund held by each DTC Participant. The ETF Fund shall obtain from each DTC Participant the number of Beneficial Owners holding ETF Shares, directly or indirectly, through the DTC Participant. The ETF Fund shall provide each DTC Participant with copies of such notice, statement, or other communication, in form, in number, and at such place as the DTC Participant may reasonably request, in order that these communications may be transmitted by the DTC Participant, directly or indirectly, to the Beneficial Owners. In addition, the ETF Fund shall pay to each DTC Participant a fair and reasonable amount as reimbursement for the expenses attendant to such transmittal, subject to applicable statutory and regulatory requirements.

Share distributions shall be made to the DTC or its nominee as the registered holder of all ETF Shares. The DTC or its nominee, upon receipt of any such distributions, shall immediately credit the DTC Participants' accounts with payments

in amounts proportionate to their respective beneficial interests in ETF Shares of the appropriate ETF Fund as shown on the records of the DTC or its nominee. Payments by DTC Participants to Indirect Participants and Beneficial Owners of ETF Shares held through such DTC Participants will be governed by standing instructions and customary practices, as is now the case with securities held for the accounts of customers in bearer form or registered in a “street name,” and will be the responsibility of such DTC Participants.

The ETF Funds have no responsibility or liability for any aspects of the records relating to or notices to Beneficial Owners; for payments made on account of beneficial ownership interests in such ETF Shares; for maintenance, supervision, or review of any records relating to such beneficial ownership interests; or for any other aspect of the relationship between the DTC and DTC Participants or the relationship between such DTC Participants and the Indirect Participants and Beneficial Owners owning through such DTC Participants.

The DTC may determine to discontinue providing its service with respect to ETF Shares at any time by giving reasonable notice to the ETF Funds and discharging its responsibilities with respect thereto under applicable law. Under such circumstances, the ETF Funds shall take action either to find a replacement for the DTC to perform its functions at a comparable cost or, if such replacement is unavailable, to issue and deliver printed certificates representing ownership of ETF Shares, unless the ETF Funds make other arrangements with respect thereto satisfactory to the exchange.

### **Purchase and Issuance of ETF Shares in Creation Units**

Except for conversions to ETF Shares from conventional shares, the ETF Funds issue and sell ETF Shares only in Creation Units on a continuous basis through the Distributor, without a sales load, at their NAV next determined after receipt of an order in proper form on any business day. The ETF Funds do not issue fractional Creation Units. (Please see “*Conversions and Exchanges*” for the issuance of ETF Shares resulting from a conversion.)

A business day is any day on which the NYSE is open for business. As of the date of this Statement of Additional Information, the NYSE observes the following U.S. holidays: New Year’s Day; Martin Luther King, Jr., Day; Presidents’ Day (Washington’s Birthday); Good Friday; Memorial Day; Juneteenth National Independence Day; Independence Day; Labor Day; Thanksgiving Day; and Christmas Day.

**Fund Deposit.** The consideration for purchase of a Creation Unit from an ETF Fund generally consists of cash and/or an in-kind deposit of a designated portfolio of securities (Deposit Securities) and an additional amount of cash (Cash Component) consisting of a purchase balancing amount and a transaction fee (both described in the following paragraphs). Together, the Deposit Securities and the Cash Component constitute the fund deposit.

The purchase balancing amount is an amount equal to the difference between the NAV of a Creation Unit and the market value of the Deposit Securities (Deposit Amount). It ensures that the NAV of a fund deposit (not including the transaction fee) is identical to the NAV of the Creation Unit it is used to purchase. If the purchase balancing amount is a positive number (i.e., the NAV per Creation Unit exceeds the market value of the Deposit Securities), then that amount will be paid by the purchaser to an ETF Fund in cash. If the purchase balancing amount is a negative number (i.e., the NAV per Creation Unit is less than the market value of the Deposit Securities), then that amount will be paid by an ETF Fund to the purchaser in cash (except as offset by the transaction fee).

Vanguard, through the National Securities Clearing Corporation (NSCC), makes available after the close of each business day a list of the names and the number of shares of each Deposit Security and/or cash to be included in the next business day’s fund deposit for the ETF Fund (subject to possible amendment or correction). Each ETF Fund reserves the right to accept a nonconforming fund deposit.

The identity and number of shares of the Deposit Securities and/or cash required for a fund deposit may change from one day to another to reflect rebalancing adjustments and corporate actions or to respond to adjustments to the weighting or composition of the component securities of the relevant target index.

In addition, each ETF Fund reserves the right to permit or require the substitution of an amount of cash—referred to as “cash in lieu”—to be added to the Cash Component to replace any Deposit Security. This might occur, for example, if a Deposit Security is not available in sufficient quantity for delivery, is not eligible for transfer through the applicable clearance and settlement system, or is not eligible for trading by an Authorized Participant or the investor for which an Authorized Participant is acting. Trading costs incurred by the ETF Fund in connection with the purchase of Deposit Securities with cash-in-lieu amounts will be an expense of the ETF Fund. However, Vanguard may adjust the transaction fee to protect existing shareholders from this expense.

All questions as to the number of shares of each security in the Deposit Securities and the validity, form, eligibility, and acceptance for deposit of any securities to be delivered shall be determined by the appropriate ETF Fund, and the ETF Fund's determination shall be final and binding.

***Procedures for Purchasing Creation Units.*** An Authorized Participant may place an order to purchase Creation Units from a stock ETF Fund either (1) through the Continuous Net Settlement (CNS) clearing processes of the NSCC as such processes have been enhanced to effect purchases of Creation Units, such processes being referred to herein as the Clearing Process, or (2) outside the Clearing Process. To purchase through the Clearing Process, an Authorized Participant must be a member of the NSCC that is eligible to use the CNS system. Purchases of Creation Units cleared through the Clearing Process will be subject to a lower transaction fee than those cleared outside the Clearing Process.

For all ETF Funds, to initiate a purchase order for a Creation Unit (either through the Clearing Process or outside the Clearing Process for stock ETF Funds), an Authorized Participant must submit an order in proper form to the Distributor and such order must be received by the Distributor prior to the closing time of regular trading on the NYSE (Closing Time) (ordinarily 4 p.m., Eastern time) to receive that day's NAV. The date on which an order to purchase (or redeem) Creation Units is placed is referred to as the transmittal date. Authorized Participants must transmit orders using a transmission method acceptable to the Distributor pursuant to procedures set forth in the Participant Agreement.

Purchase orders effected outside the Clearing Process are likely to require transmittal by the Authorized Participant earlier on the transmittal date than orders effected using the Clearing Process. Those persons placing orders outside the Clearing Process should ascertain the deadlines applicable to the DTC and the Federal Reserve Bank wire system by contacting the operations department of the broker or depository institution effectuating such transfer of Deposit Securities and Cash Component.

Neither the Trust, the ETF Funds, the Distributor, nor any affiliated party will be liable to an investor who is unable to submit a purchase order by Closing Time, even if the problem is the responsibility of one of those parties (e.g., the Distributor's phone or email systems were not operating properly).

If you are not an Authorized Participant, you must place your purchase order in an acceptable form with an Authorized Participant. The Authorized Participant may request that you make certain representations or enter into agreements with respect to the order (e.g., to provide for payments of cash when required).

***Placement of Purchase Orders Using the Clearing Process.*** For purchase orders placed through the Clearing Process, the Participant Agreement authorizes the Distributor to transmit through the transfer agent or index receipt agent to the NSCC, on behalf of an Authorized Participant, such trade instructions as are necessary to effect the Authorized Participant's purchase order. Pursuant to such trade instructions to the NSCC, the Authorized Participant agrees to deliver the requisite Deposit Securities and the Cash Component to the appropriate ETF Fund, together with such additional information as may be required by the Distributor.

An order to purchase Creation Units through the Clearing Process is deemed received on the transmittal date if (1) such order is received by the ETF Fund's designated agent before Closing Time on such transmittal date and (2) all other procedures set forth in the Participant Agreement are properly followed. Such order will be effected based on the NAV of the ETF Fund next determined on that day. An order to purchase Creation Units through the Clearing Process made in proper form but received after Closing Time on the transmittal date will be deemed received on the next business day immediately following the transmittal date and will be effected at the NAV next determined on that day. The Deposit Securities and the Cash Component will be transferred by the first NSCC business day following the date on which the purchase request is deemed received.

***Placement of Purchase Orders Outside the Clearing Process.*** An Authorized Participant that wishes to place an order to purchase Creation Units outside the Clearing Process must state that it is not using the Clearing Process and that the purchase instead will be effected through a transfer of securities and cash directly through the DTC. An order to purchase Creation Units outside the Clearing Process is deemed received by the ETF Fund's designated agent on the transmittal date if (1) such order is received by the Distributor before Closing Time on such transmittal date and (2) all other procedures set forth in the Participant Agreement are properly followed.

If a fund deposit is incomplete on the first business day after the trade date (the trade date, known as "T," is the date on which the trade actually takes place; one business day after the trade date is known as "T+1") because of the failed delivery of one or more of the Deposit Securities, an ETF Fund shall be entitled to cancel the purchase order. Alternatively, the ETF Fund may issue Creation Units in reliance on the Authorized Participant's undertaking to deliver the missing Deposit Securities at a later date. Such undertaking shall be secured by the delivery and maintenance of cash collateral in an amount determined by the ETF Fund in accordance with the terms of the Participant Agreement.

**Rejection of Purchase Orders.** An ETF Fund reserves the absolute right to reject a purchase order. By way of example, and not limitation, an ETF Fund will reject a purchase order if:

- The order is not in proper form.
- The Deposit Securities delivered are not the same (in name or amount) as the published basket.
- Acceptance of the Deposit Securities would have certain adverse tax consequences to the ETF Fund.
- Acceptance of the fund deposit would, in the opinion of counsel, be unlawful.
- Acceptance of the fund deposit would otherwise, at the discretion of the ETF Fund or Vanguard, have an adverse effect on the Fund or any of its shareholders.
- Circumstances outside the control of the ETF Fund, the Trust, the transfer agent, the custodian, the Distributor, and Vanguard make it for all practical purposes impossible to process the order. Examples include, but are not limited to, natural disasters, public service disruptions, or utility problems such as fires, floods, extreme weather conditions, and power outages resulting in telephone, telecopy, and computer failures; market conditions or activities causing trading halts; systems failures involving computer or other information systems affecting the aforementioned parties as well as the DTC, the NSCC, the federal reserve, or any other participant in the purchase process; and similar extraordinary events.

If a purchase order is rejected, the Distributor shall notify the Authorized Participant that submitted the order. The ETF Funds, the Trust, the transfer agent, the custodian, the Distributor, and Vanguard are under no duty, however, to give notification of any defects or irregularities in the delivery of a fund deposit, nor shall any of them incur any liability for the failure to give any such notification.

**Transaction Fee on Purchases of Creation Units.** An ETF Fund may impose a transaction fee (payable to the Fund) to compensate the ETF Fund for costs associated with the issuance of Creation Units. The amount of the fee, which may be changed by an ETF Fund from time to time at its sole discretion, is made available daily to Authorized Participants, market makers, and other interested parties through Vanguard's proprietary portal system. An additional charge may be imposed for purchases of Creation Units effected outside the Clearing Process. When an ETF Fund permits (or requires) a purchaser to substitute cash in lieu of depositing one or more Deposit Securities, the purchaser may be assessed an additional variable charge on the cash-in-lieu portion of the investment. The amount of this charge will be disclosed to investors before they place their orders. The amount will be determined by the ETF Fund at its sole discretion. The maximum transaction fee, including any variable charges, on purchases of Creation Units, including any additional charges as described, shall be 2% of the value of the Creation Units.

An ETF Fund reserves the right to not impose a transaction fee or to vary the amount of the transaction fee imposed, up to the maximum amount listed above. To the extent a creation transaction fee is not charged or does not cover the costs associated with the issuance of the Creation Units, certain costs may be borne by the ETF Fund.

## **Redemption of ETF Shares in Creation Units**

To be eligible to place a redemption order, you must be an Authorized Participant. Investors that are not Authorized Participants must make appropriate arrangements with an Authorized Participant in order to redeem a Creation Unit.

ETF Shares may be redeemed only in Creation Units. Investors should expect to incur brokerage and other transaction costs in connection with assembling a sufficient number of ETF Shares to constitute a redeemable Creation Unit. There can be no assurance, however, that there will be sufficient liquidity in the public trading market at any time to permit assembly of a Creation Unit. Redemption requests received on a business day in good order will receive the NAV next determined after the request is made.

Unless cash redemptions are available or specified for an ETF Fund, an investor tendering a Creation Unit generally will receive redemption proceeds consisting of (1) a basket of Redemption Securities; plus (2) a redemption balancing amount in cash equal to the difference between (x) the NAV of the Creation Unit being redeemed, as next determined after receipt of a request in proper form, and (y) the value of the Redemption Securities; less (3) a transaction fee. If the Redemption Securities have a value greater than the NAV of a Creation Unit, the redeeming investor will pay the redemption balancing amount in cash to the ETF Fund, rather than receive such amount from the Fund.

Vanguard, through the NSCC, makes available after the close of each business day a list of the names and the number of shares of each Redemption Security to be included in the next business day's redemption basket for an ETF Fund



(subject to possible amendment or correction). The basket of Redemption Securities provided to an investor redeeming a Creation Unit may not be identical to the basket of Deposit Securities required of an investor purchasing a Creation Unit. An ETF Fund may provide a redeeming investor with a basket of Redemption Securities that differs from the composition of the redemption basket published through the NSCC.

An ETF Fund reserves the right to deliver cash in lieu of any Redemption Security for the same reason it might accept cash in lieu of a Deposit Security, as previously discussed, or if the ETF Fund could not lawfully deliver the security or could not do so without first registering such security under federal or state law.

Neither the Trust, the ETF Funds, the Distributor, nor any affiliated party will be liable to an investor who is unable to submit a redemption order by Closing Time, even if the problem is the responsibility of one of those parties (e.g., the Distributor's phone or email systems were not operating properly).

**Transaction Fee on Redemptions of Creation Units.** An ETF Fund may impose a transaction fee (payable to the Fund) to compensate the ETF Fund for costs associated with the redemption of Creation Units. The amount of the fee, which may be changed by an ETF Fund from time to time at its sole discretion, is made available daily to Authorized Participants, market makers, and other interested parties through Vanguard's proprietary portal system. An additional charge may be imposed for redemptions of Creation Units effected outside the Clearing Process. When an ETF Fund permits (or requires) a redeeming investor to receive cash in lieu of one or more Redemption Securities, the ETF Fund may assess an additional variable charge on the cash portion of the redemption. The amount will vary as determined by the ETF Fund at its sole discretion and is made available daily to Authorized Participants, market makers, and other interested parties through Vanguard's proprietary portal system. The maximum transaction fee, including any variable charges, on redemptions of Creation Units shall be 2% of the value of the Creation Units.

An ETF Fund reserves the right to not impose a transaction fee or to vary the amount of the transaction fee imposed, up to the maximum amount listed above. To the extent a redemption transaction fee is not charged or does not cover the costs associated with the redemption of the Creation Units, certain costs may be borne by an ETF Fund.

**Placement of Redemption Orders Using the Clearing Process.** An Authorized Participant may place an order to redeem Creation Units of a stock ETF Fund either (1) through the CNS clearing processes of the NSCC as such processes have been enhanced to effect redemptions of Creation Units, such processes being referred to herein as the Clearing Process, or (2) outside the Clearing Process. To redeem through the Clearing Process, an Authorized Participant must be a member of the NSCC that is eligible to use the CNS system. Redemptions of Creation Units cleared through the Clearing Process will be subject to a lower transaction fee than those cleared outside the Clearing Process.

An order to redeem Creation Units through the Clearing Process is deemed received on the transmittal date if (1) such order is received by the ETF Fund's designated agent before Closing Time on such transmittal date and (2) all other procedures set forth in the Participant Agreement are properly followed. Such order will be effected based on the NAV of an ETF Fund next determined on that day. An order to redeem Creation Units through the Clearing Process made in proper form but received by an ETF Fund after Closing Time on the transmittal date will be deemed received on the next business day immediately following the transmittal date and will be effected at the NAV next determined on that day. The Redemption Securities and the Cash Redemption Amount will be transferred by the first NSCC business day following the date on which the redemption request is deemed received.

**Placement of Redemption Orders Outside the Clearing Process.** An Authorized Participant that wishes to place an order to redeem a Creation Unit outside the Clearing Process must state that it is not using the Clearing Process and that the redemption instead will be effected through a transfer of ETF Shares directly through the DTC. An order to redeem a Creation Unit of an ETF Fund outside the Clearing Process is deemed received on the transmittal date if (1) such order is received by the ETF Fund's designated agent before Closing Time on such transmittal date and (2) all other procedures set forth in the Participant Agreement are properly followed.

If a redemption order in proper form is submitted to the transfer agent by an Authorized Participant prior to Closing Time on the transmittal date, then the value of the Redemption Securities and the Cash Redemption Amount will be determined by the ETF Fund on such transmittal date.

After the transfer agent has deemed an order for redemption outside the Clearing Process received, the transfer agent will initiate procedures to transfer the Redemption Securities and the Cash Redemption Amount to the Authorized Participant on behalf of the redeeming Beneficial Owner by the first business day following the transmittal date on which such redemption order is deemed received by the transfer agent.

If on settlement date (typically T+1) an Authorized Participant has failed to deliver all of the Vanguard ETF Shares it is seeking to redeem, the ETF Fund shall be entitled to cancel the redemption order. Alternatively, the ETF Fund may deliver to the Authorized Participant the full complement of Redemption Securities and cash in reliance on the Authorized Participant's undertaking to deliver the missing ETF Shares at a later date. Such undertaking shall be secured by the Authorized Participant's delivery and maintenance of cash collateral in accordance with collateral procedures that are part of the Participant Agreement. In all cases the ETF Fund shall be entitled to charge the Authorized Participant for any costs (including investment losses, attorney's fees, and interest) incurred by the ETF Fund as a result of the late delivery or failure to deliver.

An ETF Fund reserves the right, at its sole discretion, to require or permit a redeeming investor to receive the redemption proceeds in cash. In such cases, the investor would receive a cash payment equal to the NAV of its ETF Shares based on the NAV of those shares next determined after the redemption request is received in proper form (minus a transaction fee, including a charge for cash redemptions, as previously discussed).

If an Authorized Participant, or a redeeming investor acting through an Authorized Participant, is subject to a legal restriction with respect to a particular security included in the basket of Redemption Securities, such investor may be paid an equivalent amount of cash in lieu of the security. In addition, an ETF Fund reserves the right to redeem Creation Units partially for cash to the extent that the Fund could not lawfully deliver one or more Redemption Securities or could not do so without first registering such securities under federal or state law.

***Suspension of Redemption Rights.*** The right of redemption may be suspended or the date of payment postponed with respect to an ETF Fund (1) for any period during which the NYSE or listing exchange is closed (other than customary weekend and holiday closings), (2) for any period during which trading on the NYSE or listing exchange is suspended or restricted, (3) for any period during which an emergency exists as a result of which disposal of the Fund's portfolio securities or determination of its NAV is not reasonably practicable, or (4) in such other circumstances as the SEC permits.

## **Precautionary Notes**

**A precautionary note to ETF investors:** The DTC or its nominee will be the registered owner of all outstanding ETF Shares. Your ownership of ETF Shares will be shown on the records of the DTC and the DTC Participant broker through which you hold the shares. Vanguard will not have any record of your ownership. Your account information will be maintained by your broker, which will provide you with account statements, confirmations of your purchases and sales of ETF Shares, and tax information. Your broker also will be responsible for distributing income and capital gains distributions and for ensuring that you receive shareholder reports and other communications from the fund whose ETF Shares you own. You will receive other services (e.g., dividend reinvestment and average cost information) only if your broker offers these services.

You should also be aware that investments in ETF Shares may be subject to certain risks relating to having large shareholders. To the extent that a large number of the Fund's ETF Shares are held by a large shareholder (e.g., an institutional investor, an investment advisor or an affiliate of an investment advisor, an authorized participant, a lead market maker, or another entity), a large redemption by such a shareholder could result in an increase in the ETF's expense ratio, cause the ETF to incur higher transaction costs, cause the ETF to fail to comply with applicable listing standards of the listing exchange upon which it is listed, lead to the realization of taxable capital gains, or cause the remaining shareholders to receive distributions representing a disproportionate share of the ETF's ordinary income and long-term capital gains. In addition, transactions by large shareholders may account for a large percentage of the trading volume on an exchange and may, therefore, have a material upward or downward effect on the market price of the ETF Shares.

**A precautionary note about investing in funds with both ETF and mutual fund share classes:** A fund with both conventional mutual fund shares and ETF Shares may subject its ETF shareholders to different costs and tax impacts than a fund with only exchange-traded shares. For example, a fund with both mutual fund shares and ETF Shares may need to buy and sell portfolio securities in response to inflows and outflows in the mutual fund share class. These purchases and sales could result in the fund's ETF shareholders sharing in brokerage and other transaction costs that shareholders would not incur in a fund with only exchange-traded shares. To the extent a fund with both mutual fund shares and ETF Shares needs to sell portfolio securities at a gain to satisfy mutual fund share class redemptions, the fund may need to distribute taxable capital gains to all of the fund's shareholders, including those who hold ETF Shares. In addition, a fund with both mutual fund shares and ETF Shares could need to hold more uninvested cash than a fund with only exchange-traded shares in order to satisfy mutual fund share class transactions. This uninvested cash could result in a drag on the fund's performance.

**A precautionary note to purchasers of Creation Units:** You should be aware of certain legal risks unique to investors purchasing Creation Units directly from the issuing fund.

Because new ETF Shares may be issued on an ongoing basis, a “distribution” of ETF Shares could be occurring at any time. Certain activities that you perform as a dealer could, depending on the circumstances, result in your being deemed a participant in the distribution in a manner that could render you a statutory underwriter and subject you to the prospectus delivery and liability provisions of the Securities Act of 1933 (the 1933 Act). For example, you could be deemed a statutory underwriter if you purchase Creation Units from the issuing fund, break them down into the constituent ETF Shares, and sell those shares directly to customers or if you choose to couple the creation of a supply of new ETF Shares with an active selling effort involving solicitation of secondary market demand for ETF Shares. Whether a person is an underwriter depends upon all of the facts and circumstances pertaining to that person’s activities, and the examples mentioned here should not be considered a complete description of all the activities that could cause you to be deemed an underwriter.

Dealers who are not “underwriters” but are participating in a distribution (as opposed to engaging in ordinary secondary-market transactions), and thus dealing with ETF Shares as part of an “unsold allotment” within the meaning of Section 4(3)(C) of the 1933 Act, will be unable to take advantage of the prospectus delivery exemption provided by Section 4(3) of the 1933 Act.

**A precautionary note to shareholders redeeming Creation Units:** An Authorized Participant that is not a “qualified institutional buyer” as defined in Rule 144A under the 1933 Act will not be able to receive, as part of the redemption basket, restricted securities eligible for resale under Rule 144A.

**A precautionary note to investment companies:** Vanguard ETF Shares are issued by registered investment companies, and therefore the acquisition of such shares by other investment companies and private funds is subject to the restrictions of Section 12(d)(1) of the 1940 Act. SEC Rule 12d1-4 under the 1940 Act permits investments in Vanguard ETF Shares beyond the limits of Section 12(d)(1), subject to the conditions of Rule 12d1-4, as described under the heading “*Other Investment Companies*.”

## FINANCIAL STATEMENTS

Each Fund’s [financial statements](#) for the fiscal year ended December 31, 2024, and the reports of PricewaterhouseCoopers LLP, an independent registered public accounting firm, appearing therein, are incorporated by reference into this Statement of Additional Information. For a more complete discussion of each Fund’s performance, please see the Funds’ annual reports to shareholders, which may be obtained without charge.

## APPENDIX A

### Summary of the Vanguard-Advised Funds Proxy Voting Policy

The funds for which Vanguard acts as investment advisor (Vanguard-advised funds) retain authority to vote proxies received for the shares of equity securities directly held in each fund. The Board of Trustees (the Board) for the Vanguard-advised funds has adopted proxy voting procedures and guidelines to govern proxy voting for each portfolio retaining proxy voting authority.

The Investment Stewardship Oversight Committee (the Committee), comprised primarily of fund officers and subject to the procedures described below, oversees the Vanguard-advised funds’ proxy voting. The Committee reports directly to the Board. Vanguard is subject to these procedures and the proxy voting policies to the extent that they call for Vanguard to administer the voting process and implement the resulting voting decisions, and for these purposes the voting policies have also been approved by the Board of Directors of Vanguard.

The voting principles and policies adopted by the Board provide a framework for assessing each proposal and seek to ensure that each vote is cast in the best interests of each fund. Under the voting policies, each proposal is evaluated on its merits, based on the particular facts and circumstances presented at the company in question. For more information on the funds’ proxy voting policies, please visit [about.vanguard.com/investment-stewardship](http://about.vanguard.com/investment-stewardship).

### I. Investment Stewardship Team

The Investment Stewardship Team administers the day-to-day operation of the funds’ proxy voting process, overseen by the Committee. The Investment Stewardship Team performs the following functions: (1) managing and conducting

due diligence of proxy voting vendors; (2) reconciling share positions; (3) analyzing proxy proposals using factors described in the voting policies; (4) determining and addressing potential or actual conflicts of interest that may be presented by a particular proxy; and (5) voting proxies. The Investment Stewardship Team also prepares periodic and special reports for the Board and proposes amendments to the procedures and voting policies.

## **II. Investment Stewardship Oversight Committee**

The Board, including a majority of the independent trustees, appoints the members of the Committee (which is comprised primarily of fund officers). The Committee works with the Investment Stewardship Team to provide reports and other guidance to the Board regarding proxy voting by the funds. The Committee has an obligation to exercise its decision-making authority in accordance with the Board's instructions as set forth in the funds' proxy voting procedures and voting policies and subject to the fiduciary standards of good faith, fairness, and Vanguard's Code of Ethical Conduct. The Committee may advise the Investment Stewardship Team on how to best apply the Board's instructions as set forth in the voting policies or refer the matter to the Board, which has ultimate decision-making authority for the funds. The Board reviews the procedures and voting policies annually and modifies them from time to time upon the recommendation of the Committee and in consultation with the Investment Stewardship Team.

## **III. Proxy Voting Pillars**

Vanguard's investment stewardship activities are grounded in four pillars of corporate governance:

- 1) *Board composition and effectiveness*: Good governance begins with a company's board of directors. Our primary focus is on understanding to what extent the individuals who serve as board members are appropriately independent, capable, and experienced.
- 2) *Board oversight of strategy and risk*: Boards should be meaningfully involved in the formation and oversight of strategy and have ongoing oversight of material risks to their company. We work to understand how boards of directors are involved in strategy formation, oversee company strategy, and identify and govern material risks to long-term shareholder returns.
- 3) *Executive pay (compensation or remuneration)*: Sound, performance-linked compensation programs drive long-term investment returns. We look for companies to provide clear disclosure about their compensation practices, the board's oversight of those practices, and how said practices are aligned with long-term shareholder returns.
- 4) *Shareholder rights*: We believe governance structures should allow shareholders to effectively exercise their foundational rights. Shareholder rights enable a company's owners to use their voice and their vote—ideally, consistent with their economic exposure—to effect and approve changes in corporate governance practices.

## **IV. Evaluation of Proxies**

For ease of reference, the procedures and guidelines often refer to all Vanguard-advised funds. However, the processes and practices seek to ensure that proxy voting decisions are suitable for individual funds. For most proxy proposals, particularly those involving routine corporate governance matters, the evaluation could result in the funds having a common interest in the matter and, accordingly, each fund casting votes in the same manner. In other cases, however, a fund may vote differently from other funds, depending upon the nature and objective of each fund, if doing so is in the best interest of the individual fund.

The voting policies do not permit the Board to delegate voting discretion to a third party that does not serve as a fiduciary for all Vanguard-advised funds. Because many factors bear on each decision, the voting policies incorporate factors that should be considered in each voting decision. A fund may refrain from voting some or all of its shares or vote in a particular way if doing so would be in the fund's and its shareholders' best interests. These circumstances may arise, for example, if the expected cost of voting exceeds the expected benefits of voting, if exercising the vote would result in the imposition of trading or other restrictions, or if a fund (or all Vanguard funds in the aggregate) were to own more than the permissible maximum percentage of a company's stock (as determined by the company's governing documents or by applicable law, regulation, or regulatory agreement), or if voting would present a potential conflict of interest.



In evaluating proxy proposals, the Investment Stewardship Team considers information from many sources, which could include, but is not limited to, the perspectives of the company management or shareholders presenting a proposal, independent proxy research services, or proprietary research. Additionally, data and recommendations from proxy advisors serve as one of many inputs into our research process. The Vanguard-advised funds may utilize automated voting for matters that are clearly addressed by the funds' proxy voting procedures and guidelines.

While serving as a framework, the voting policies cannot contemplate all possible proposals with which a fund may be presented. In the absence of a specific guideline for a particular proposal (e.g., in the case of a transactional issue or contested proxy), the Investment Stewardship Team, under the supervision of the Committee, will evaluate the matter and cast the fund's vote in a manner that is in the fund's best interest, subject to the individual circumstances of the fund.

## **V. Conflicts of Interest**

Vanguard takes seriously its commitment to avoid potential conflicts of interest. Vanguard funds invest in thousands of publicly listed companies worldwide. Those companies may include clients, potential clients, vendors, or competitors. Some companies may employ Vanguard trustees, former Vanguard executives, or family members of Vanguard personnel who have direct involvement in Vanguard's Investment Stewardship program.

Vanguard's approach to mitigating conflicts of interest begins with the funds' proxy voting procedures. The procedures require that voting personnel act as fiduciaries and must conduct their activities at all times in accordance with the following standards: (i) fund shareholders' interests come first; (ii) conflicts of interest must be avoided and mitigated to the extent possible; and (iii) compromising situations must be avoided.

We maintain an important separation between Vanguard's Investment Stewardship Team and other groups within Vanguard that are responsible for sales, marketing, client service, and vendor/partner relationships. Proxy voting personnel are required to disclose potential conflicts of interest and must recuse themselves from all voting decisions and engagement activities in such instances. In certain circumstances, Vanguard may refrain from voting shares of a company, or may engage an independent third-party fiduciary to vote proxies.

Each externally managed fund has adopted the proxy voting guidelines of its advisor(s) and votes in accordance with the external advisors' guidelines and procedures. Each advisor has its own procedures for managing conflicts of interest in the best interests of fund shareholders.

## **VI. Shareholder Proposals**

Shareholder proposals are evaluated in the context of the general corporate governance principle that a company's board has ultimate responsibility for providing effective ongoing oversight of relevant sector and company-specific risks, including risks related to environmental and social matters. Each proposal is evaluated on its merits and in the context of the particular facts and circumstances at the company in question and supported when there is a logically demonstrable linkage between the specific proposal and long-term shareholder value of the company. Some of the factors considered when evaluating shareholder proposals include the materiality of the risk addressed by the proposal, the quality of the current disclosures/business practices, and any progress by the company toward addressing and disclosing the relevant material risk.

## **VII. Voting in Markets Outside the United States**

Corporate governance standards, disclosure requirements, and voting mechanics vary greatly among the markets outside the United States (U.S.) in which the funds may invest. Each fund's votes will be used, where applicable, to support improvements in governance and disclosure by each fund's portfolio companies. Matters presented by non-U.S. portfolio companies will be evaluated in the foregoing context, as well as in accordance with local market standards and best practices. Votes are cast for each fund in a manner philosophically consistent with the voting policies, taking into account differing practices by market.

In many other markets, voting proxies will result in a fund being prohibited from selling the shares for a period of time due to requirements known as "share-blocking" or reregistration. Generally, the value of voting is unlikely to outweigh the loss of liquidity imposed by these requirements on the funds. In such instances, the funds will generally abstain from voting.

The costs of voting (e.g., custodian fees, vote agency fees) in other markets may be substantially higher than for U.S. holdings. As such, the fund may limit its voting on foreign holdings in instances in which the issues presented are unlikely to have a material impact on shareholder value.

### **VIII. Voting Shares of a Company That Has an Ownership Limitation**

Certain companies have provisions in their governing documents or other agreements that restrict stock ownership in excess of a specified limit. Typically, these ownership restrictions are included in the governing documents of real estate investment trusts but may be included in other companies' governing documents. A company's governing documents normally allow the company to grant a waiver of these ownership limits, which would allow a fund to exceed the stated ownership limit. Sometimes a company will grant a waiver without restriction. From time to time, a company may grant a waiver only if a fund (or funds) agrees to not vote the company's shares in excess of the normal specified limit. In such a circumstance, a fund may refrain from voting shares if owning the shares beyond the company's specified limit is in the best interests of the fund and its shareholders.

In addition, applicable law may require prior regulatory approval to permit ownership of certain regulated issuer's voting securities above certain limits or may impose other restrictions on owners of more than a certain percentage of a regulated issuer's voting shares. The Board has authorized the funds to vote shares above these limits in the same proportion as votes cast by the issuer's entire shareholder base (i.e., mirror vote), or to refrain from voting excess shares. Further, the Board has adopted policies that will result in certain funds mirror voting a higher proportion of the shares they own in a regulated issuer in order to permit certain other funds (generally advised by managers not affiliated with Vanguard) to mirror vote none, or a lower proportion of, their shares in such regulated issuer.

### **IX. Voting on a Fund's Holdings of Other Vanguard Funds**

Certain Vanguard funds (owner funds) may, from time to time, own shares of other Vanguard funds (underlying funds). If an underlying fund submits a matter to a vote of its shareholders, votes for and against such matters on behalf of the owner funds will be cast in the same proportion as the votes of the other shareholders in the underlying fund.

### **X. Securities Lending**

There may be occasions when Vanguard needs to restrict lending of and/or recall securities that are out on loan in order to vote in a shareholder meeting. Vanguard has processes to monitor securities on loan and to evaluate any circumstances that may require us to restrict and/or recall the stock. In making this decision, we consider:

- The subject of the vote and whether, based on our knowledge and experience, we believe the topic is potentially material to the corporate governance and/or long-term performance of the company;
- The funds' individual and/or aggregate equity investment in a company, and whether we estimate that voting funds' shares would affect the shareholder meeting outcome; and
- The long-term impact to our fund shareholders, evaluating whether we believe the benefits of voting a company's shares would outweigh the benefits of stock lending revenues in a particular instance.

