

Magellan High Conviction Trust - Active ETF



TICKER: MHHT | APIR: MGE1055AU | ARSN: 634 789 754

AS AT 30 APRIL 2025

PORTFOLIO MANAGER

NIKKI THOMAS, CFA

INVESTMENT OBJECTIVE AND PHILOSOPHY

Objective: To achieve attractive risk-adjusted returns over the medium to long-term.

Aims to deliver 10% per annum net of fees over the economic cycle.

Philosophy: To invest in outstanding companies at attractive prices, while exercising a deep understanding of the macroeconomic environment to manage investment risk.

PORTFOLIO CONSTRUCTION

A concentrated portfolio of 10-20 high quality companies meaningfully diversified in risk exposure and correlations seeking to achieve strong risk-adjusted, not benchmark-relative returns.

Cash and cash equivalents exposure between 0 - 15%.

The trust may, from time to time, hedge some or all of the capital component of the foreign currency exposure of the trust arising from investments in overseas markets back to Australian Dollars.

INVESTMENT RISKS

All investments carry risk, returns are not guaranteed and there is a risk that investors may lose money on any investment they make. The Fund's Product Disclosure Statement (PDS) sets out the significant risks relevant to the Fund. You can view the PDS at www.magellangroup.com.au.

MAGELLAN HIGH CONVICTION TRUST - ACTIVE ETF: KEY PORTFOLIO INFORMATION

TICKER	TRUST SIZE	BUY/SELL SPREAD ¹	MANAGEMENT AND PERFORMANCE FEES ²	INCEPTION DATE
MHHT	AUD \$415.7 million	0.12% / 0.12%	1.50% p.a. and performance fee of 10% of excess return [^]	11 October 2019

[^] 10.0% of the excess return of the Trust above the Absolute Return Performance Hurdle of 10% per annum. Additionally, Performance Fees are subject to a high water mark.

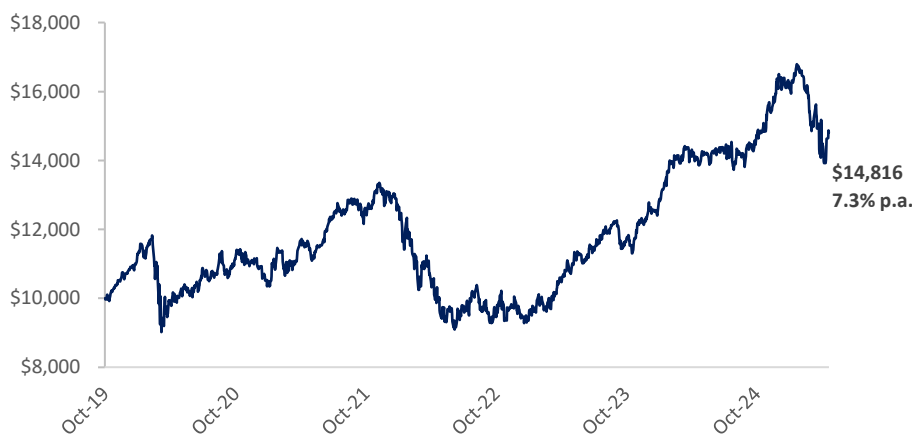
PERFORMANCE³

	1 MONTH (%)	3 MONTHS (%)	1 YEAR (%)	3 YEARS (% p.a.)	5 YEARS (% p.a.)	Since Inception (% p.a.)
MHHT	-1.3	-11.7	6.8	14.3	8.0	7.3

CALENDAR YEAR RETURNS	CYTD (%)	2024 (%)	2023 (%)	2022 (%)	2021 (%)	2020 (%)	2019 (part year)
MHHT	-8.0	28.3	34.6	-27.7	21.2	-1.6	8.2

Past performance is not a reliable indicator of future performance.

PERFORMANCE CHART GROWTH OF AUD \$10,000³



Past performance is not a reliable indicator of future performance.

TRUST CHARACTERISTICS⁴

	3-YEAR	AVERAGE	HIGH	LOW
Cash Weight	3.6%	18.7%	1.1%	
Number of Stocks	15	20	10	
Hedging Weight	1.6%	10.3%	0.0%	

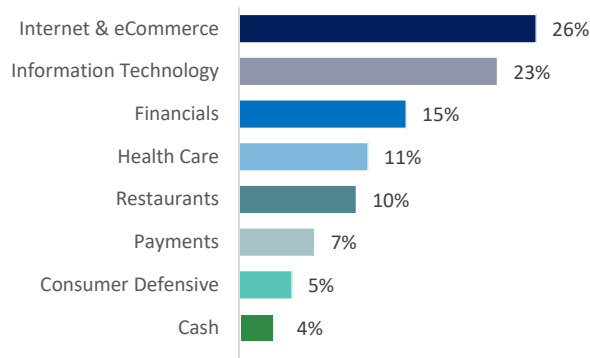
¹ Only applicable to investors applying for units and withdrawing units directly with the Responsible Entity.

² Transaction costs may also apply – refer to the Product Disclosure Statement. All fees are inclusive of the net effect of GST.

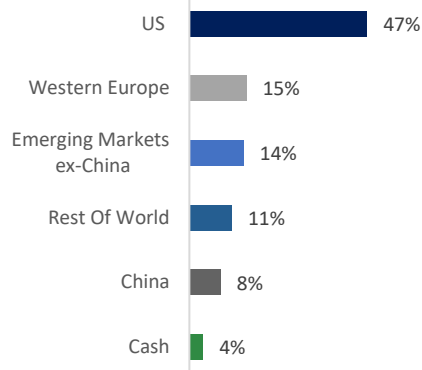
³ Calculations are based on exit price with distributions reinvested, after ongoing fees and expenses but excluding individual tax, member fees and entry fees (if applicable). Returns denoted in AUD.

⁴ Trust characteristics averages are calculated using the last day of each month in the 3-year period.

SECTOR EXPOSURE BY SOURCE OF REVENUE⁵



GEOGRAPHIC EXPOSURE BY SOURCE OF REVENUE⁵



TOP 5 HOLDINGS (ALPHABETICAL ORDER)

STOCK	SECTOR ⁵
Amazon.com Inc	Internet & eCommerce
Mercadolibre Inc	Internet & eCommerce
Meta Platforms Inc	Internet & eCommerce
Microsoft Corporation	Information Technology
Visa Inc	Payments

TOP CONTRIBUTORS/DETRACTORS 1 YEAR⁶

TOP 3 CONTRIBUTORS	CONTRIBUTION TO RETURN (%)
Brookfield Corporation	2.3
Booking Holdings Inc	1.9
Intercontinental Exchange Inc	1.9
TOP 3 DETRACTORS	CONTRIBUTION TO RETURN (%)
Novo Nordisk ADR	-2.2
ASML Holding NV	-1.8
Chipotle Mexican Grill Inc	-1.0

⁵ Sectors are internally defined. Geographical exposure is calculated on a look through basis based on underlying revenue exposure of individual companies held within the portfolio. Exposures may not sum to 100% due to rounding.

⁶ Shows how much the stock has contributed to the trust's gross return for the period in AUD. Excludes non-disclosed positions established in the latest quarter.

IMPORTANT INFORMATION

Units in the trust referred to herein are issued by Magellan Asset Management Limited ABN 31 120 593 946, AFS Licence No. 304 301 ('Magellan'). This material is issued by Magellan and has been prepared for general information purposes only and must not be construed as investment advice or as an investment recommendation. This material does not take into account your investment objectives, financial situation or particular needs. This material does not constitute an offer or inducement to engage in an investment activity nor does it form part of any offer documentation, offer or invitation to purchase, sell or subscribe for interests in any type of investment product or service. You should obtain and consider the relevant Product Disclosure Statement ('PDS') and Target Market Determination ('TMD') and consider obtaining professional investment advice tailored to your specific circumstances before making a decision about whether to acquire, or continue to hold, the relevant financial product. A copy of the relevant PDS and TMD relating to the relevant Magellan financial product may be obtained by calling +61 2 9235 4888 or by visiting www.magellangroup.com.au. Past performance is not necessarily indicative of future results and no person guarantees the future performance of the trust, the amount or timing of any return from it, that asset allocations will be met, that it will be able to implement its investment strategy or that its investment objectives will be achieved. Statements contained in this material that are not historical facts are based on current expectations, estimates, projections, opinions and beliefs of Magellan or the third party responsible for making those statements (as relevant). Such statements involve known and unknown risks, uncertainties and other factors, and undue reliance should not be placed thereon. This material may contain 'forward-looking statements'. Actual events or results or the actual performance of a Magellan financial product or service may differ materially from those reflected or contemplated in such forward-looking statements. This material may include data, research and other information from third-party sources. Magellan makes no guarantee that such information is accurate, complete or timely and does not provide any warranties regarding results obtained from its use. No representation or warranty is made with respect to the accuracy or completeness of any of the information contained in this material. Magellan will not be responsible or liable for any losses arising from your use or reliance on any part of the information contained in this material.

Further information regarding any benchmark referred to herein can be found at www.magellangroup.com.au/funds/benchmark-information. Any third-party trademarks contained herein are used for information purposes only and are the property of their respective owners. Magellan claims no ownership in, nor any affiliation with, such trademarks. This material and the information contained within it may not be reproduced, or disclosed, in whole or in part, without the prior written consent of Magellan.