



Investment update and Q&A webinar

Catriona Burns
Lead Portfolio Manager

Nick Healy
Portfolio Manager

William Liu
Deputy Portfolio Manager

Will Thompson
Investment Analyst

Wilson Asset Management and their related entities and each of their respective directors, officers and agents (together the Disclosers) have prepared the information contained in these materials in good faith.

However, no warranty (express or implied) is made as to the accuracy, completeness or reliability of any statements, estimates or opinions or other information contained in these materials (any of which may change without notice) and to the maximum extent permitted by law, the Disclosers disclaim all liability and responsibility (including, without limitation, any liability arising from fault or negligence on the part of any or all of the Disclosers) for any direct or indirect loss or damage which may be suffered by any recipient through relying on anything contained in or omitted from these materials.

This information has been prepared and provided by Wilson Asset Management. To the extent that it includes any financial product advice, the advice is of a general nature only and does not take into account any individual's objectives, financial situation or particular needs. Before making an investment decision an individual should assess whether it meets their own needs and consult a financial advisor.

WAM Global investment portfolio snapshot

W | A | M Global

Investment portfolio performance in the financial year to 31 May 2025

+18.8%*

Annualised fully franked interim dividend yield

5.4%**

Total shareholder return (TSR) in the past three years to 31 May including the value of franking credits

+16.4% p.a.

Grossed-up fully franked dividend yield

7.7%^

Dividend coverage

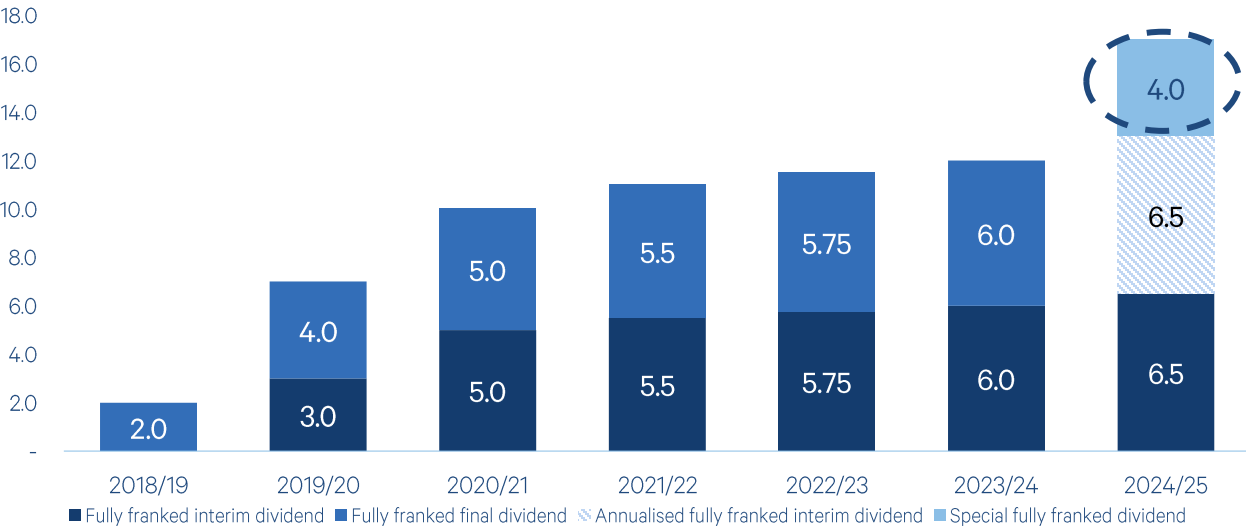
6.2 years^{^^}

Profits reserve at 31 May 2025

80.6 cps

Fully franked dividends since inception

Cents per share



*Investment portfolio performance is before expenses, fees, taxes and the impact of capital management initiatives to compare to the relevant index which is before expenses, fees and taxes.

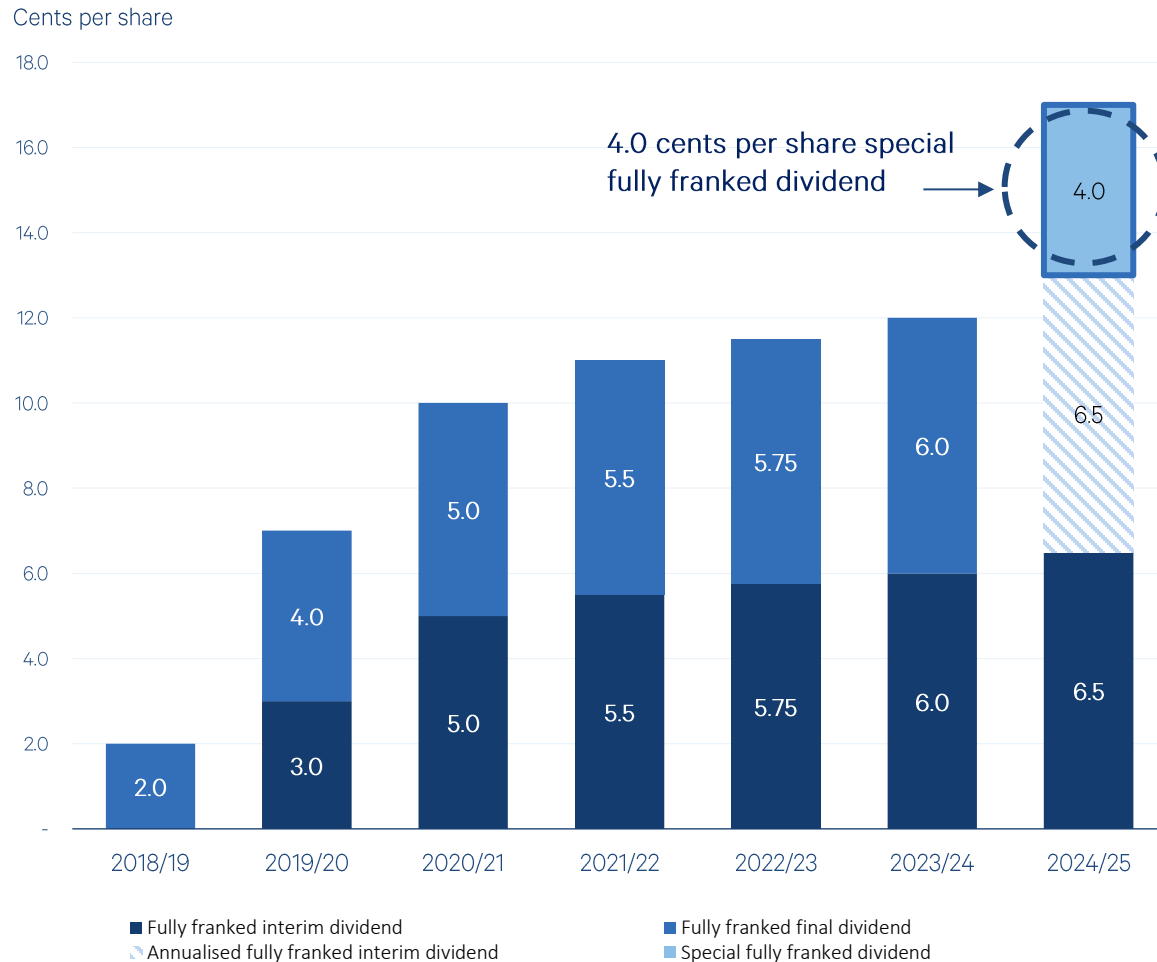
**Based on the 30 May share price of \$2.39 per share and the annualised FY25 fully franked interim dividend of 13.0 cents per share.

^Grossed-up dividend yield includes the benefits of franking credits and is based on a tax rate of 30.0%.

^^Based on the 31 May 2025 profits reserve balance and the annualised FY25 fully franked interim dividend of 13.0 cents per share.

Fully franked dividends since inception in June 2018

W|A|M Global



Key dividend dates

4.0 cps special fully franked dividend

Ex-dividend date	17 July 2025
Dividend record date (7:00pm Sydney time)	18 July 2025
Last election date for DRP	22 July 2025
Payment date	31 July 2025

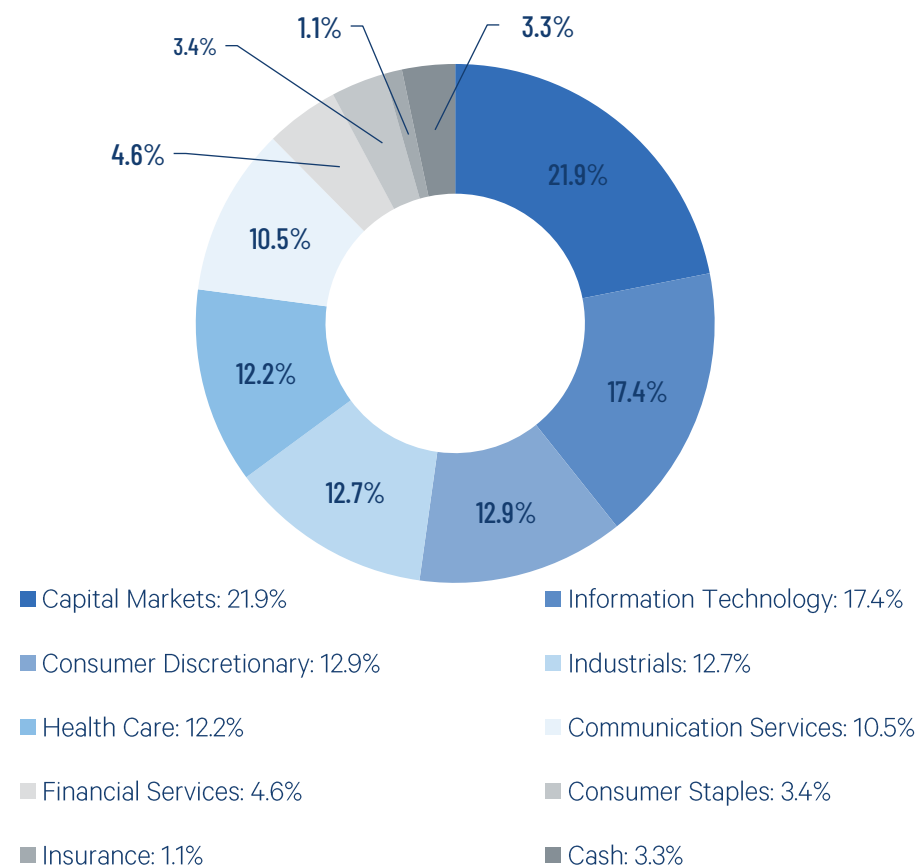
Since inception, WAM Global has returned over \$276.0 million or 85.7 cents per share in dividends and franking credits to shareholders.

Global market outlook



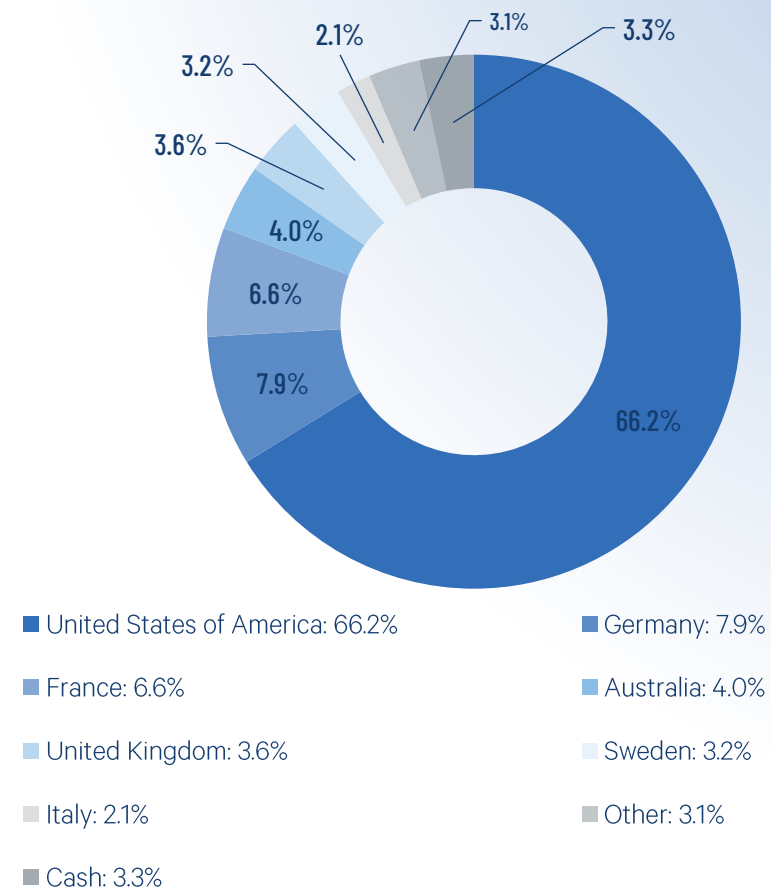
Quality global companies by sector

At 31 May 2025



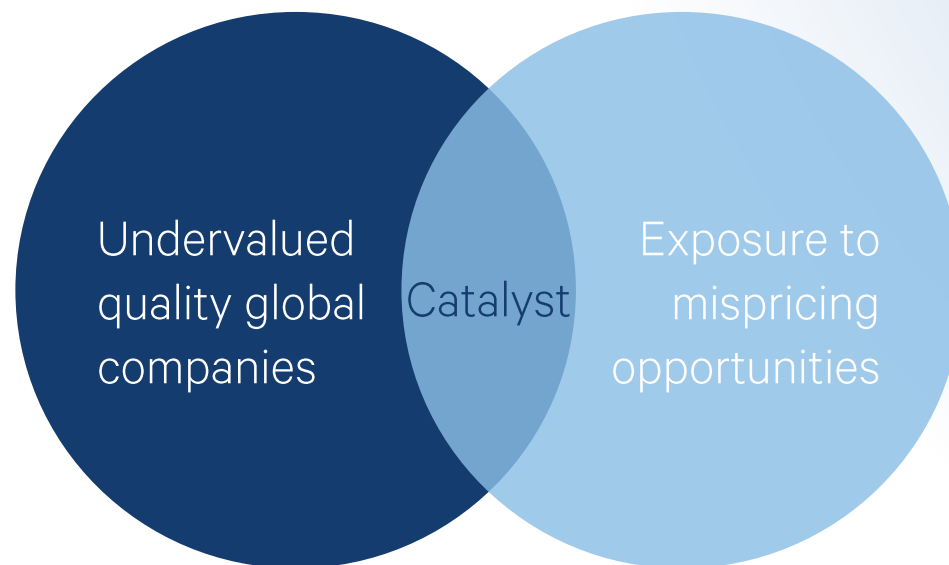
Investment portfolio by geographical exposure

At 31 May 2025



Undiscovered quality companies

Identifying undervalued international growth companies with a catalyst.

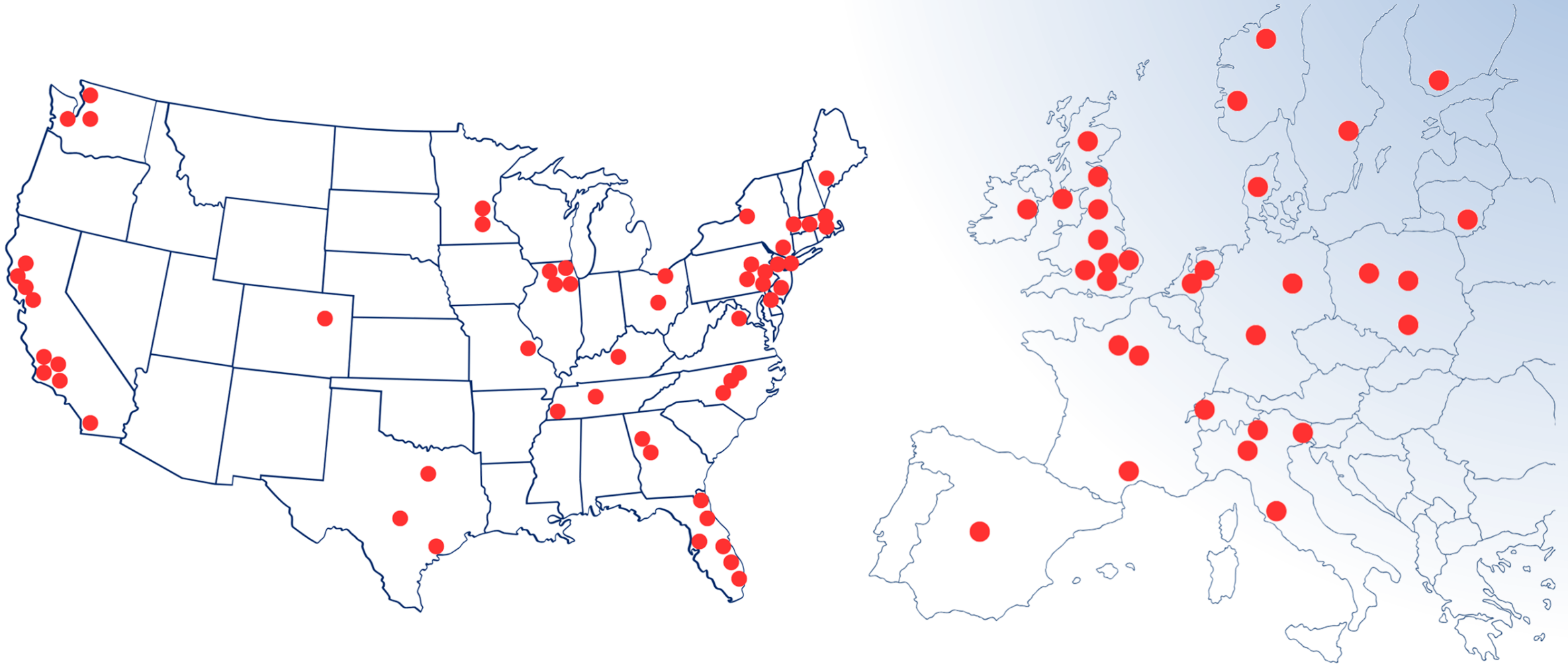


Takes advantage of mispricing opportunities in the global market.

Catalyst: a major event that alters the market's perception of a company or its earnings momentum which will lead to a rerating of the investee company's share price.

WAM Global Company Meetings

W | A | M Global



MI: LTMC
LOTTOMatica



LSE: AWE
 **ALPHAWAVE SEMI**



NA: ALLFG
 **allfunds**



NASDAQ: INTU
intuit.



NYSE: MSCI
MSCI 



Top 20 holdings (in alphabetical order)

At 31 May 2025

Company	Code	Company	Code	Company	Code	Company	Code
 Adobe	ADBE US	 hemnet	HEM SS	 Market Axess®	MKTX US	 SAP	SAP GY
 CME Group	CME US	 Ice	ICE US	 MSCI	MSCI US	 ThermoFisher SCIENTIFIC	TMO US
 eventim	EVD GR	 IDEXX LABORATORIES	IDXX US	 QUANTA SERVICES, INC.	PWR US	 TransUnion ^{tu}	TRU US
 Edwards	EW US	 INTUIT	INTU US	 rb GLOBAL™	RBA US	 Tradeweb	TW US
 Alphabet	GOOG US	 LOTTOMatica	LTMC IM	 SAFRAN	SAF FP	 VISA	V US

Q&A

Join more
than 90,000
weekly readers



Get in touch

info@wilsonassetmanagement.com.au

(02) 9247 6755

www.wilsonassetmanagement.com.au



Sign Our Petition Against the Superannuation Tax on Unrealised Gains

