



ASX Code: SVG

23 July 2025

SAVANNAH
GOLDFIELDS

Noosa Mining Conference
July 2025

Competent Persons Statement & Disclaimer

Competent Persons Statements

The information in this report that relates to Exploration Results and Exploration Targets is based on information compiled by Mr Scott Hall who is a member of the Australian Institute of Mining and Metallurgy. Mr Hall is a former employee of Savannah Goldfields Limited and has sufficient experience which is relevant to the style of mineralisation and type of deposit under consideration and to the activity which they are undertaking to qualify as a Competent Person as defined in the 2012 Edition of the 'Australasian Code for Reporting of Exploration Results, Mineral Resource and Ore Reserves.' Mr Hall consents to the inclusion in the report of the matters based on his information in the form and context in which it appears.

The information in this report that relates to Mineral Resource is based on information compiled by Mr John Horton who is a Chartered Fellow of the Australian Institute of Mining and Metallurgy and a Member of the Australian Institute of Geoscientists. Mr Horton is a full-time employee of ResEval Pty Ltd and has sufficient experience which is relevant to the style of mineralisation and type of deposit under consideration and to the activity which they are undertaking to qualify as a Competent Person as defined in the 2012 Edition of the 'Australasian Code for Reporting of Exploration Results, Mineral Resource and Ore Reserves.' Mr Horton consents to the inclusion in the report of the matters based on his information in the form and context in which it appears.

1) The information relating to the Mineral Resource at the Agate Creek Project is extracted from the ASX Announcement as follows:

ASX Announcement titled 'Resource Update for Agate Creek Gold Project' dated 30 January 2020.

The report is available to view on the Savannah's website www.savannahgoldfields.com. The report was issued in accordance with the 2012 Edition of the JORC Australasian Code for Reporting of Exploration Results, Mineral Resource and Ore Reserves, and also "Australian Guidelines for the Estimation and Classification of Coal Resource, (2014)". The company confirms it is not aware of any new information or data that materially affects the information included in the original market announcement and, in the case of estimates of Mineral Resource or Ore Reserves, that all material assumptions and technical parameters underpinning the estimates in the relevant market announcement continue to apply and have not materially changed. The company confirms that the form and context in which the Competent Person's findings are presented have not been materially modified from the original market announcement.

2) The information relating to the Mineral Resource and Exploration Targets at the Georgetown Project are extracted from the ASX Announcements as follows:

ASX Announcements titled 'Georgetown Project Mineral Resource dated 7 February 2022, 'Georgetown Project Exploration Target Red Dam' dated 6 May 2025, 'Further Georgetown Project Exploration Target Electric Light' dated 14 May 2025, 'Additional Georgetown Project Exploration Target at Big Reef' dated 3 June 2025, 'Fourth Georgetown Project Exploration Target Jubilee Plunger' dated 23 June 2025 and 'Fifth Georgetown Project Exploration Target Philys' dated 24 June 2025.

The reports are available to view on the Savannah website www.savannahgoldfields.com. The reports were issued in accordance with the 2012 Edition of the JORC Australasian Code for Reporting of Exploration Results, Mineral Resource and Ore Reserves, and also "Australian Guidelines for the Estimation and Classification of Coal Resource, (2014)". The company confirms that it is not aware of any new information or data that materially affects the information included in the original market announcement and, in the case of estimates of Mineral Resource or Ore Reserves, that all material assumptions and technical parameters underpinning the estimates in the relevant market announcement continue to apply and have not materially changed. The company confirms that the form and context in which the Competent Person's findings are presented have not been materially modified from the original market announcement.

Forward Looking Statements and Disclaimer

Whilst based on information from sources considered reliable, Savannah Goldfields Ltd, its directors, employees and consultants do not represent, warrant or guarantee, expressly or impliedly, that the information in this document and presentation is complete or accurate. To the maximum extent permitted by law, Savannah Goldfields Ltd, disclaims any responsibility to inform any recipient of this document and presentation of any matter that subsequently comes to its notice, which may affect any of the information contained in this document and presentation. This material is used for a company presentation only, for more detailed information the reviewer should seek company information as provided in Savannah Goldfields Ltd.'s ASX releases, Quarterly Reports and Annual Reports or Savannah Goldfields website www.savannahgoldfields.com.au.

Accuracy of projections and forecasts

This Presentation includes certain statements, opinions, estimates, projections and forward- looking statements with respect to the expected future performance of Savannah. These statements, which are identified by words such as 'may', 'could', 'believes', 'estimates', 'targets', 'expects', or 'intends' and other similar words that involve risks and uncertainties are based on, and are made subject to, certain assumptions which may not prove to be correct or appropriate. Actual results may be materially affected by changes in economic and other circumstances which may be beyond the control of Savannah. Except to the extent implied by law, no representations or warranties, express or implied, are made by Savannah, or their respective officers, advisers or representatives as to the validity, certainty or completeness of any of the assumptions or the accuracy or completeness of the forward-looking statements or that any such statement should or will be achieved. The forward-looking statements should not be relied on as an indication of future value or for any other purpose.

This presentation is authorised by the Board of Directors

Savannah Goldfields – Resuming gold production this year

Gold production campaign H2 2025

- Georgetown Gold Processing Plant final maintenance before restart
- Initial feed:
 - ~13,000 tonnes from existing stockpiles
 - ~18,000 tonnes from mining at Big Reef
- *subject to Environmental Approval to process Big Reef material and to relocate Agate Ck stockpiles*

Resume mining at Agate Creek and ongoing gold production H1 2026

- High grade mineral resources at Agate Creek support ~2 years plant feed initially
- Additional oxide plant feed targeted from Georgetown projects
- Significant gold Mineral Resources ~590,000 oz and additional Exploration Targets
- *subject to approval of amended Environmental Authorities covering planned activity at Agate Ck*

Gold's rally continues

With an established mine and processing infrastructure Savannah offers near-term exposure to strong Gold prices:

Current Australian Dollar denominated Gold price is above A\$5,000/oz

Savannah's 2023/24 production campaign indicated steady state cash production costs of circa \$A2,000/oz

Targeting near term production of up to 4,000oz per quarter following recommencement of operations which is expected to provide material cash flows with goal to extend Georgetown processing life to +10 years



“Goldman Sachs forecasts range of US\$3,650 to US\$3,950 per oz by end 2025”

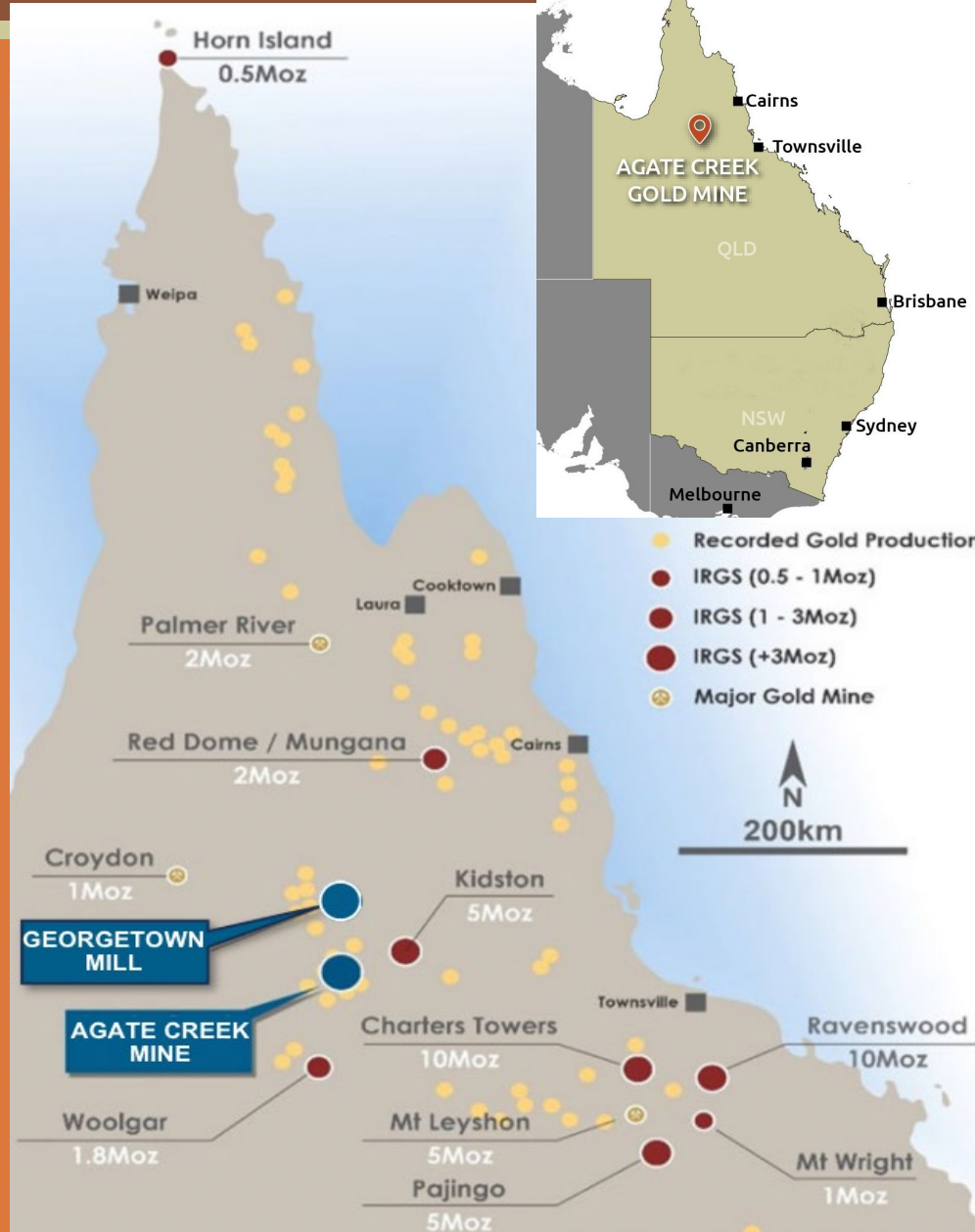
Source: Reuters – 13 April 2025

Source: <https://goldprice.org/>

Location

Far North Queensland's developing gold producer

Optimising gold production as part of Savannah Goldfields' regional expansion strategy in a highly prospective and under explored gold-rich region.

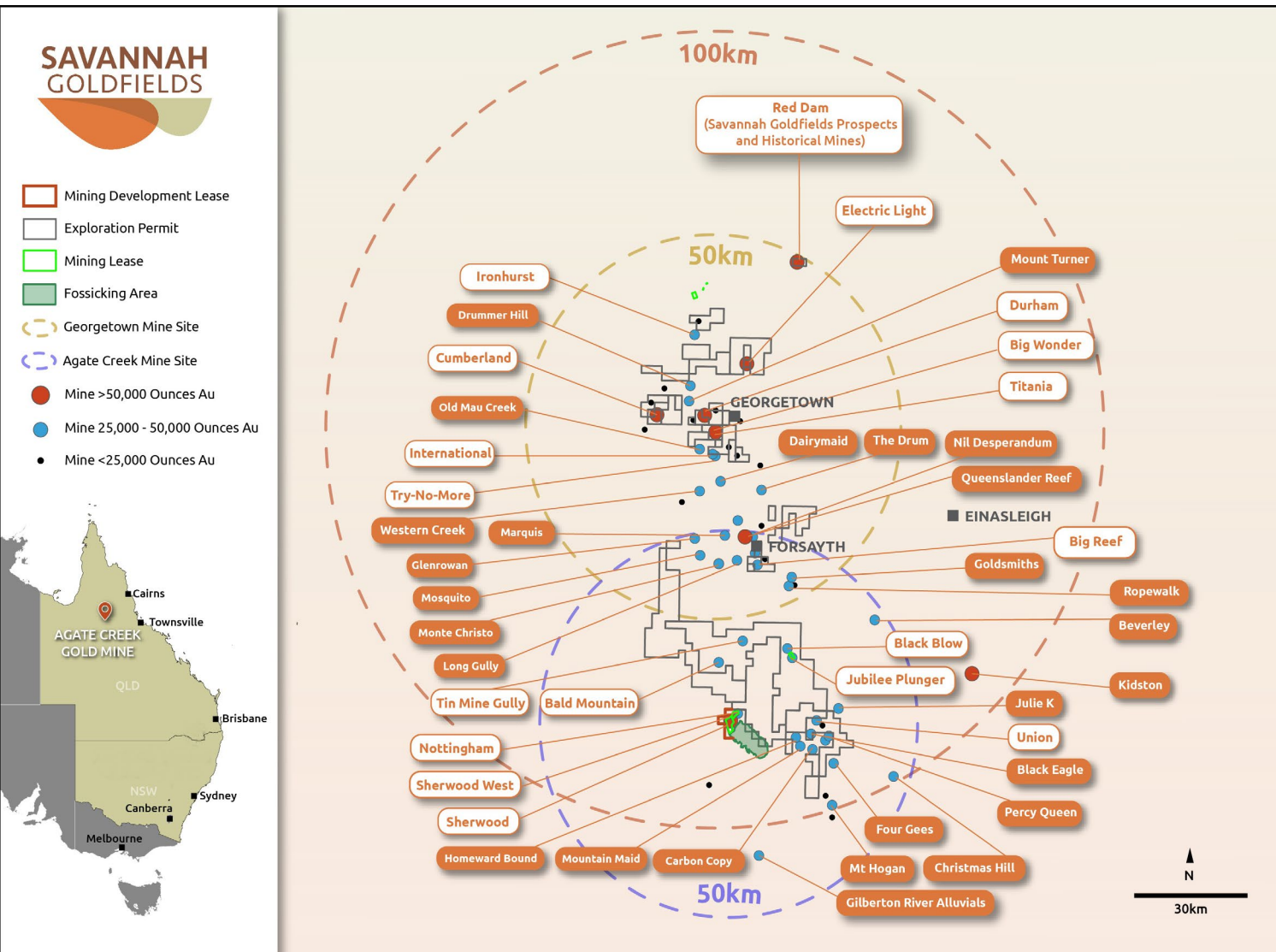


The Georgetown gold processing plant



- 200,000-240,000 tpa conventional CIP plant.
- Gravity circuit.
- Wet placement of tails.
- Georgetown and Agate Creek feed typically have high component of gravity recoverable gold.
- Gold recoveries +95% for Agate Creek material processed to date.
- Produced ~17,000 oz Au from series of campaigns from late 2022 to early 2024.
- Since mid 2024 has been on care and maintenance.
- No other gold plant within ~400km by road.
- Opportunities to toll treat 3rd party material being pursued.

Georgetown Project – ‘The Hub’



GOLD MINE AND PROCESSING HUB



Exploration potential

Extensive package of additional exploration and mining leases in proximity to the processing plant



Toll processing opportunities

Only gold plant within 400km by road providing opportunity to commercialise more stranded resources in the region

Potential long life for Georgetown gold processing plant

Source	Tonnes	Au g/t	Oz Au
Georgetown Inferred Mineral Resource ¹	950,000	3.9	119,500
Agate Creek Mineral Resource higher grade ²	1,300,000	2.4	101,800
Total	2,250,000	3.1	221,500
Exploration Targets ³	870,000 to 2,230,000	2.5 to 4.2	69,000 to 303,000

Note: The potential quantity and grade of the Exploration Targets are conceptual in nature. There has been insufficient exploration to estimate a Mineral Resource, and it is uncertain if further exploration will result in the estimation of a Mineral Resource.

Goal to identify more than 500,000 oz Au to feed into the Georgetown plant

ASX:SVG

1-Competent Persons Statement slide 2 & full tabulation of Mineral Resource on slide 21.

2- Competent Persons Statement slide 2 & Mineral Resource slide 22 & ASX Announcement titled 'Resource Update for Agate Creek Gold Project' dated 30 January 2020.

3- Competent Persons Statement Slide 2 and Slide 20

Growth options

1. Increase oxide feed available to Georgetown gold processing plant

- Explore to create options to increase the oxide processing life or scale of processing or both.
- Recent definition of 5 new Exploration Targets is first step.
- Drilling programme planned to commence in 2025.

2. Develop sulphide processing circuit

- Potential to position float circuit adjacent to Georgetown CIP circuit.
- Metallurgical testing of Red Dam and Electric light sulphides indicates +93% recovery of gold in gravity and float circuit.
- Work commenced to assess potential markets for a gold concentrate.
- Work underway to deliver scoping level design and Process Flow Diagrams (PFD) in 2025.
- Further exploration drilling and metallurgical test work may be required.

3. Develop expanded Agate Creek mine and gold plant.

- Large gold Mineral Resource of **15.79 million tonnes @ 0.92 g/t Au containing 471,000 oz Au***
- Lower grade bulk tonnage halo surrounds higher grade starter pits currently planned at Agate Creek.
- Development of a new standalone gold processing plant at Agate Creek may unlock the potential of this gold Mineral Resource.
- Agate Creek samples are undergoing metallurgical test work now as a precursor to commencing a scoping level study.



ASX:SVG

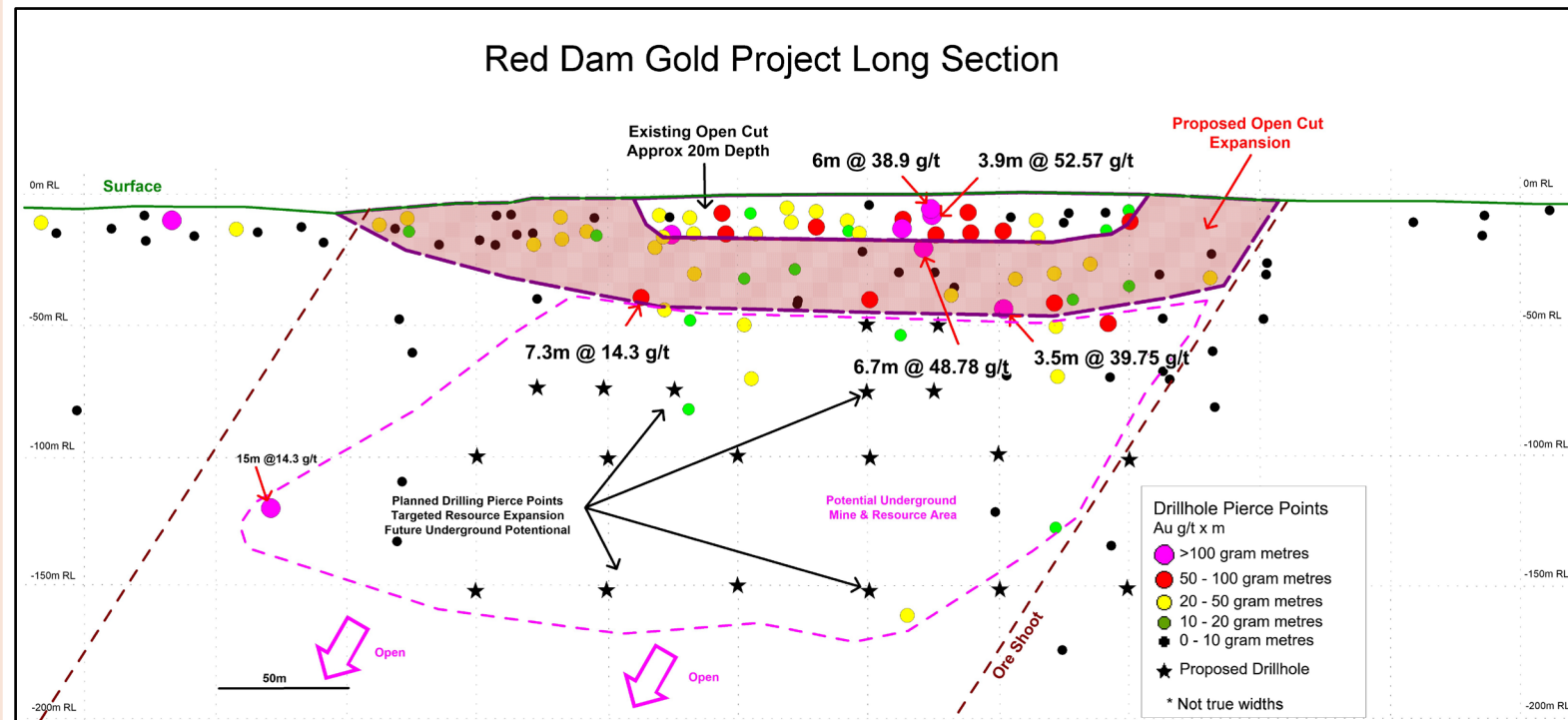
* Refer competent persons statement on slide 2

Full Mineral Resource Statement is disclosed in the ASX announcement 30 January 2020 "Resource Update for Agate Creek Gold Project."

Growth Options – Red Dam

Red Dam – ML 30203

- Red Dam is located 41km northeast of Georgetown on an existing Mining Lease
- In 2010, previous owners mined 22,600t at @ 13.6 g/t gold by open cut, to 15m deep.
- 28,000t @ 21g/t gold remains below the existing pit to a depth of 50 metres and the deposit remains open along strike.
- The Red Dam Mineral Resource is 201,000 tonnes @ 5.7 g/t Au containing 37,000 oz Au.
- The Red Dam Exploration Target is 430,000 to 1,060,000 tonnes @ 3.3 to 5.4 g/t containing 45,000 to 185,000 Oz Au
- The Company is planning to drill 2 exploration holes to test continuity at depth and provide metallurgical samples in 2025

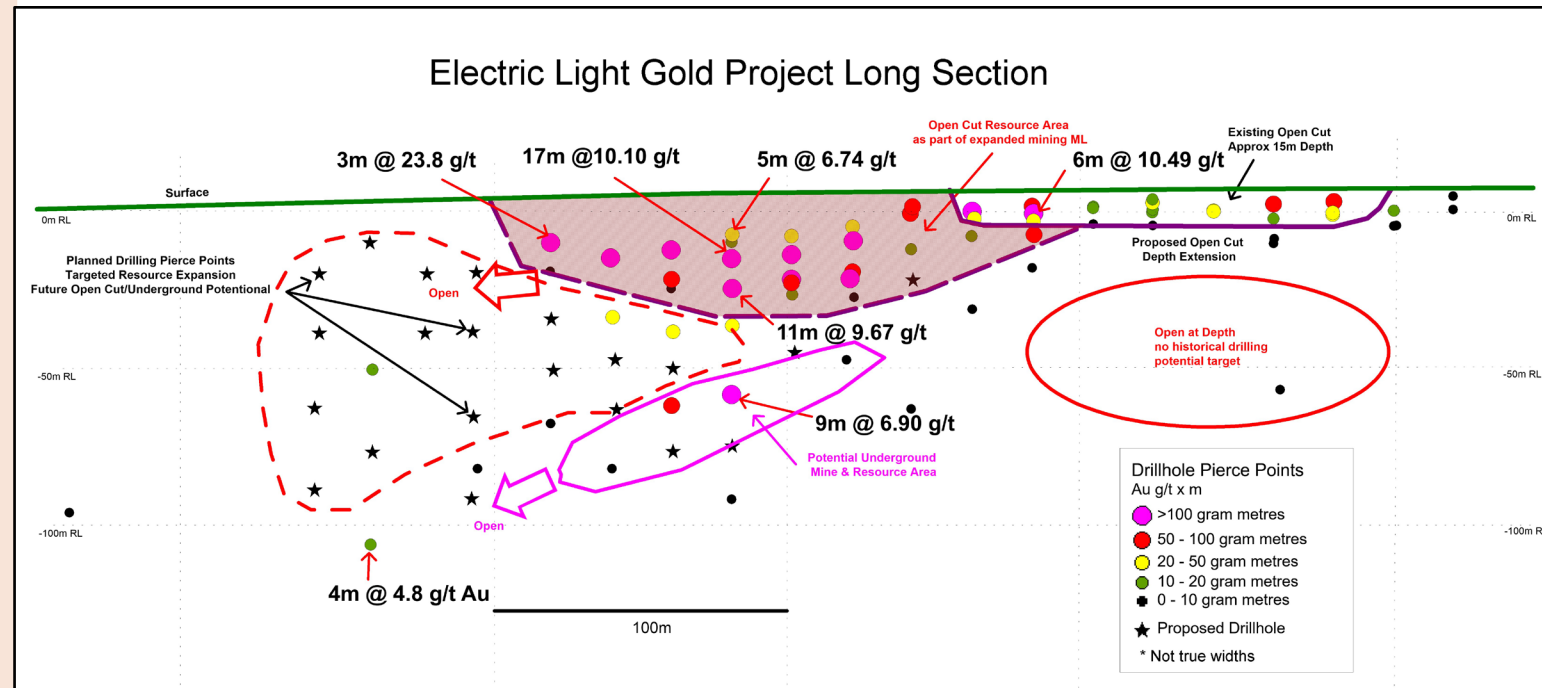


Refer Competent persons statement slide 2 and slides 20 & 21.

Growth Options – Electric Light

Electric Light – ML 3548

- Electric Light is located 13km north of Georgetown on an existing Mining Lease
- In 2011, previous owners mined 23,000t @ 8.7 g/t gold by open cut, to a depth of approximately 15m.
- Mineral Resource of 49,000t @ 7.92 g/t gold are located immediately south of the existing pit.
- An additional deeper portion of Mineral Resource of 17,000t @ 10.1 g/t that is dominantly sulphide lies between 50-100m depth.
- The Electric Light Mineral Resource is 388,000 tonnes @ 3.7 g/t Au containing 46,000 oz Au.
- Both portions of the Mineral Resource lie along strike outside the existing mining lease. Savannah is currently preparing a Mining Lease Application.
- The Electric Light Exploration Target is 100,000 to 200,000 tonnes @ 2.0 to 5.0 g/t Au containing 6,000 to 32,000 oz Au.

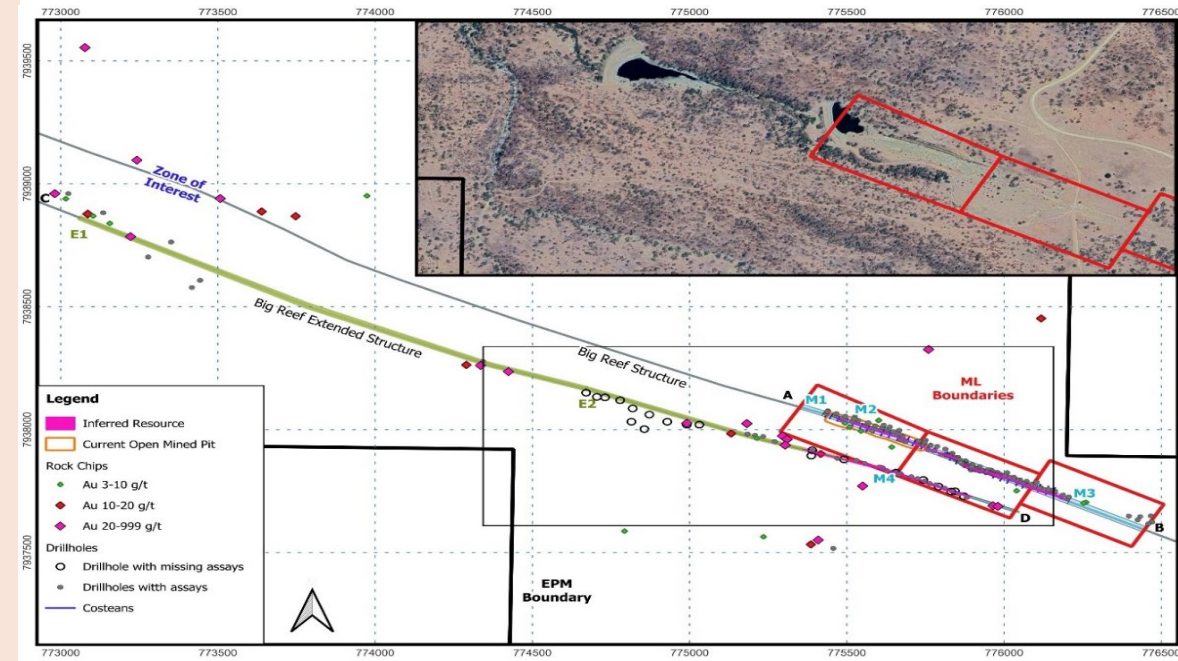


Refer Competent persons statement slide 2 and slides 20 & 21.

Growth Options – Big Reef

Big Reef – ML 3278,3279,3280 and EPM 156547

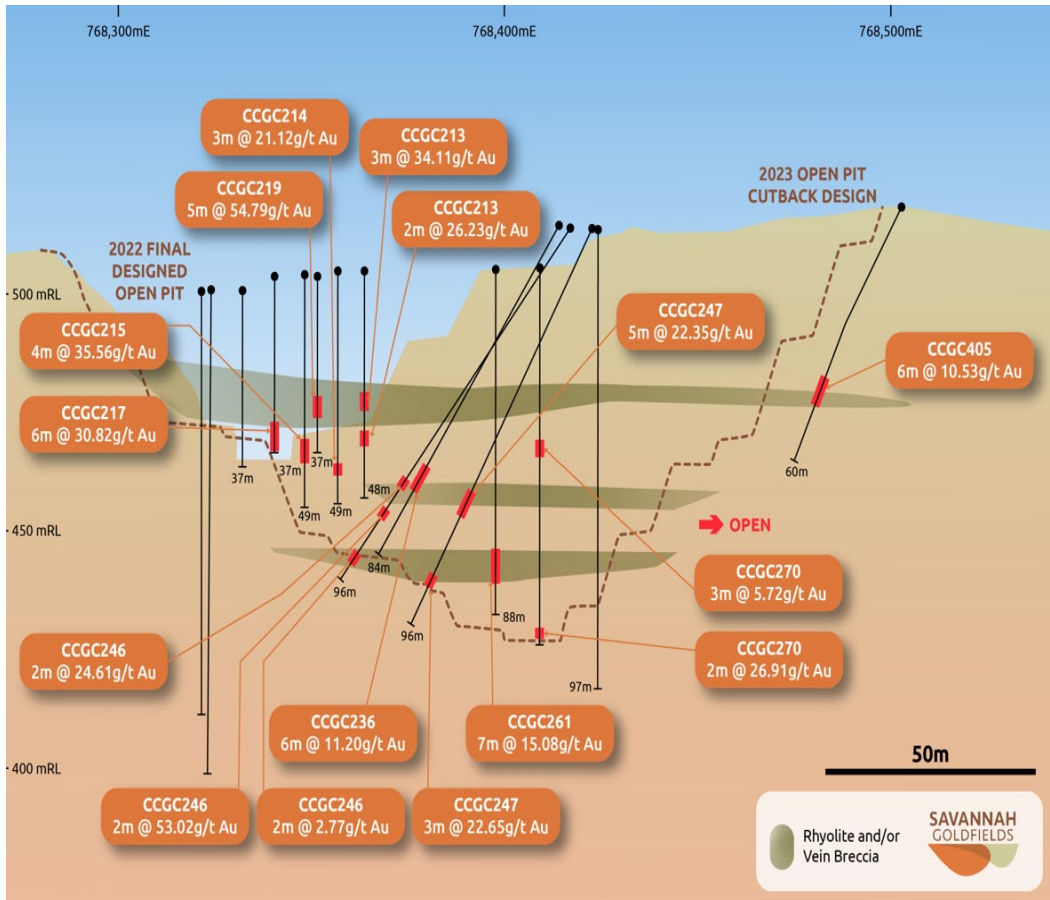
- Big Reef is located approximately 50 km from the Georgetown and close to the town of Forsayth
- In 2013, previous owners mined 22,700t @ 2.5 g/t gold by open cut, to 20m deep.
- Historical underground mining in the area with poor records.
- Two sub parallel structures Big Reef and Big Reef Extended have gold mineralisation open at depth and along significant mapped strike length .
- The Big Reef Mineral Resource is 107,000 tonnes @ 3.0 g/t containing 10,000 oz Au.
- The Big Reef Exploration Target is 190,000 to 420,000 tonnes @ 1.5 to 2.5 g/t Au containing 12,000 to 48,000 oz Au.



Refer Competent persons statement slide 2 and slides 20 and 21.

Growth Options – Agate Creek

Potential for future large-scale mining and on-site processing of gold mineralised halo surrounding high grade starter pits.



Section through pit 6A starter pit with selection of drill intercepts

Plan view of Agate Creek high grade starter pits superimposed on potential expanded Agate Creek pit designs

ASX:SVG

refer to ASX announcements of 19/12/17, 27/5/19, 26/11/19 and 30/7/20 for full drilling results

Key milestones and news flow for 2025

1. Financing undertaken

- ✓ Supported commencement of operational restart works
- ✓ New shareholders with capability to cornerstone operational restart and growth needs.

2. New management team appointments

- ✓ CEO appointed
- ✓ Environmental Manager appointed
- ✓ Exploration Manager appointed
- ✓ Operations Manager appointed

3. Applications prepared and being submitted to update/ amend

Environmental Authorities to:

- ✓ Support phased expansion of the Georgetown Tails Storage Facility (TSF)
- Permit processing of Big Reef material at Georgetown. **Application lodged**
- Rectify pre-acquisition anomalies in Georgetown Environmental Authorities. **Plan lodged.**
- Lodge application to amend Agate Creek Environmental Authorities to support current mine planning. **August 2025**

4. Gold production campaign Q3

- ✓ Design phased TSF expansions to support future production
- Relocate stockpiled material from Georgetown and Agate Creek areas to the Georgetown GPP ROM pad. **Movements commenced**
- Mine small open pit at Big Reef and transport feed material to Georgetown for processing **Q3/Q4 2025**

5. Prepare to resume mining at Agate Creek

- ✓ Mine design and production scheduling completed
- Develop restart plan **Q4 2025**

6. Exploration and resource development

- ✓ Define Exploration Targets – 5 completed
- Update Agate Creek Mineral Resource **August 2025**
- Agate Creek exploration potential being assessed **Q3 2025**
- Assess potential for Ore Reserve at Agate Creek **Q3 2025**
- Commence exploration drilling to validate Big Reef Exploration Target **Q4 2025**
- Commence drilling exploration/ metallurgical holes at Red Dam **Q4 2025**

7. Growth

- Develop scoping level design and PFDs for Georgetown flotation plant **Q3 2025**
- ✓ Commence metallurgical testing as first step towards scoping level study for new gold plant at Agate Creek.

Key objectives planned for 2026

1. **Amended Environmental Authority for Agate Creek project** – approval expected **Q2 2026**
2. **Mining of high-grade open pits at Agate Creek & processing at Georgetown** expected to resume **Q2 2026**
 - +20 months high grade feed to Georgetown gold processing plant in current mine plan.
 - Extend capacity at the Georgetown Tails Storage Facility.
3. **Continue exploration towards extending oxide processing life at Georgetown**
 1. Big Reef - commence validation of Exploration Target.
 2. Electric Light - commence validation of Exploration Target.
4. **Further assess exploration potential at Agate Creek**
 - Define Agate Creek Exploration Target and commence validation.
5. **Agate Creek expansion**
 - Define development pathway for expanded Agate Creek project.
6. **Sulphide Project**
 - Develop economic case and best fit for for the development timing within our growth strategy.
7. **Develop plan to improve throughput in Georgetown gold processing plant** through low-cost enhancements.
8. **Continue to pursue regional toll treatment opportunities**



Savannah Goldfields – recap

Savannah Goldfields is primed to resume gold production from its established infrastructure in Far North Queensland:




Operational Georgetown Gold Processing Plant (GGPP) - replacement value ~A\$45m



Agate Creek Gold Mine which has several discrete high-grade deposits and significant expansion potential with new gold plant



Current JORC compliant Resource* of 590,000 oz gold



Broader portfolio of Mineral Resource & Exploration Targets and exploration projects prospective to supply feed to GGPP over the longer term



Highly prospective tenement package offering exploration and resource upside



Planned ‘Hub and spoke’ regional gold strategy

Contact



Savannah Goldfields

Brad Sampson, CEO

admin@savannahgoldfields.com

www.savannahgoldfields.com



**SAVANNAH
GOLDFIELDS**



Corporate Overview

A\$0.018

Share price
as at close 22 July 2025

1,141.6m

Ordinary Shares

66.7m*

Convertible Notes
(\$ 18.7 m face value)

\$20.6m

Market cap
as at 24 July 2025

Board & Management.

Stephen Bizzell

Executive Chairman

30+ years' corporate finance and public company management experience. Has led numerous successful resource companies including Arrow Energy, Bow Energy, Stanmore Resources, Renascor Resources, Strike Energy.

Rick Anthon

Non-Executive

Lawyer with 30+ years experience in corporate and commercial law with extensive experience in the resource sector as a director & legal advisor for several resource companies

Mark Baker

Non-Executive

Former senior editor and national editorial executive with Fairfax Media working across Asia and in government relations at a national & state level

Peter Wright

Non-Executive

25 years experience in financial markets with a focus on investment in the resources sector and currently a Partner at Bizzell Capital Partners and director of Greenwing Resources and DGR Global.

Brad Sampson

Chief Executive Officer

Internationally experienced mining professional with 30+ years project development and operations experience .

Paul Marshall

Company Secretary

30+ years experience including in commercial roles as Company Secretary and/or CFO for a number resources companies

Pat Smith

Exploration Manager

Exploration Geologist with 30+ years experience exploration for a variety of minerals across Australia and internationally.

Bob Hayes

Operations Manager

Mining Engineer with 25+ years leadership experience in precious and base metals mining operations in Queensland.

Shareholders

Board and management	20.4%
W&E Maas Holdings	16.5%
Paragon IM	5.8%
Wilson Asset Management	3.8%
Other top 10 holders	6.9%
Other holders	46.6%

ASX:SVG

* Convertible notes have a face value of \$0.28 per note, interest rate of 12% pa paid 6 mthly in arrears and mature on 30 September 2025.

Summary of Exploration Targets in Georgetown area

Exploration Target*	Tonnes	Au g/t	Oz Au
Red Dam	430,000 to 1,060,000	3.3 to 5.4	45,000 to 185,000
Electric Light	100,000 to 200,000	2.0 to 5.0	6,000 to 32,000
Jubilee Plunger	100,000 to 400,000	1.2 to 2.0	4,000 to 26,000
Big Reef	190,000 to 420,000	2.0 to 3.5	12,000 to 48,000
Phily's	50,000 to 150,000	1.2 to 2.5	2,000 to 12,000
Total Georgetown Exploration Targets	870,000 to 2,230,000	2.5 to 4.2	69,000 to 303,000

The potential quantity and grade of the Exploration Targets are conceptual in nature. There has been insufficient exploration to estimate a Mineral Resource, and it is uncertain if further exploration will result in the estimation of a Mineral Resource.

The information referenced here is extracted from a series of ASX announcements that detail the basis for each Exploration Target; *Georgetown Project Exploration Target Red Dam* dated 6 May 2025, *Further Georgetown Project Exploration Target Electric Light* dated 14 May 2025, *Additional Georgetown Project Exploration Target at Big Reef* dated 3 June 2025, *Fourth Georgetown Project Exploration Target Jubilee Plunger* dated 23 June 2025 and *Fifth Georgetown Project Exploration Target Phily's* dated 24 June 2025.

In summary, the Exploration Targets are reasonably based upon historical and contemporary data including drill logging and assay results, costean mapping, production records, geological mapping, geochemical surface and sub surface results and Inferred Mineral Resources. The estimation methodology is based upon long section areas multiplied by representative widths and density with varying conversion factors applied between 50 and 100%, based upon data confidence and sample density.

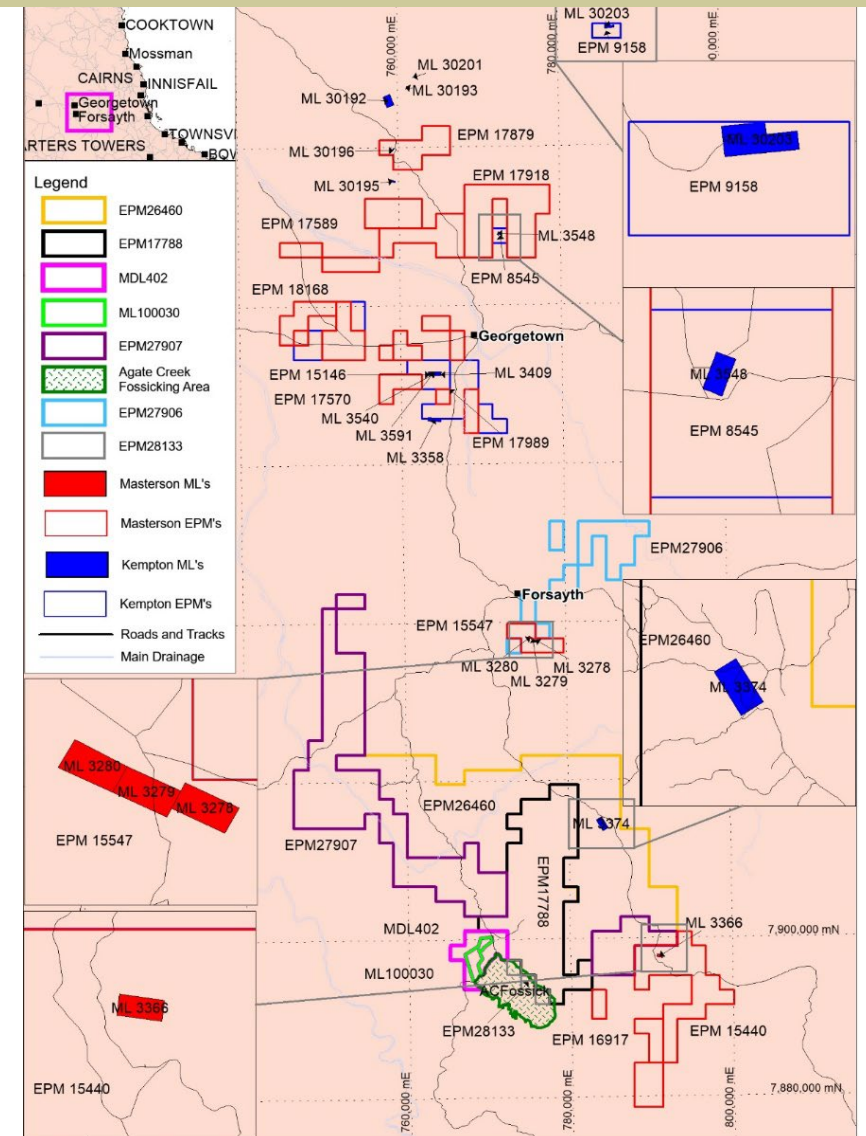
Validation of these Exploration Targets has commenced, and the Company is planning to commence drilling later in 2025 at the Big Reef Exploration Target.

The full Exploration Target announcements are available on the Company's website at www.savannahgoldfields.com

Georgetown Mineral Resource

Inferred Mineral Resource	Mass kt	Au g/t	Ag g/t	Density t/m	Au koz*	Tenement
Red Dam	201	5.7	12.0	2.89	37	ML30203, EPM9158
Electric Light	388	3.7	0.7	2.59	46	ML3548, EPM8545
Jubilee Plunger	87	3.2	21.3	2.58	9	ML3374
Big Reef	107	3.0	NA~	2.44	10	ML3280, ML3279, ML3278, EPM15547
Union	167	3.2	NA~	2.4	17	ML3366
Total	951	3.9			119	

Mineral Resource reported at cut off grade of 1.0g/t Au
 All Resources are within the Inferred category
 Ounces rounded and reported to nearest 1,000 ounces
 Ag assays for Big Reef and Union are limited and Ag cannot be estimated



ASX:SVG

Refer competent persons statement on slide 2.
 Full Mineral Resource Statement can be seen ASX announcement 7 February 2022 "Georgetown Project Mineral Resource."

Agate Creek Mineral Resource

Table 1: Total recoverable Mineral Resource at 0.5 g/t gold cut-off grade

Classification	Sherwood			Sherwood South			Sherwood West			Total		
	Mt	Au g/t	Au oz	Mt	Au g/t	Au oz	Mt	Au g/t	Au oz	Mt	Au g/t	Au oz
Measured	0.015	4.88	2,400	-	-	-	-	-	-	-	-	-
Indicated	2.45	1.56	123,000	-	-	-	2.18	1.54	108,000	4.63	1.55	231,000
Inferred	1.73	1.15	64,000	0.37	1.16	14,000	1.59	1.14	58,000	3.69	1.15	136,000
Total	4.2	1.40	190,000	0.37	1.16	14,000	3.37	1.37	166,000	8.32	1.37	367,000

Mineral Resource is inclusive of the high-grade Mineral Resource included in Table 2

Table 2: High grade Mineral Resource subsets

Area	Cut-off	Measured			Indicated			Inferred			Total		
	Au g/t	Kt	Au g/t	Au oz	Kt	Au g/t	Au oz	Kt	Au g/t	Au oz	kt	Au g/t	Au oz
Sherwood	2.0	15	4.88	2,400	188	5.61	33,800	2	3.05	200	205	5.53	36,400
Sherwood West	1.0				977	1.87	58,800	118	1.72	6,700	1,095	1.86	65,400
Total		15	4.88	2,400	1,165	2.47	2,400	119	1.78	6,800	1,300	2.44	101,800

Grade and tonnage rounded to two decimal places. Ounces calculated after rounding and reported to nearest 100oz

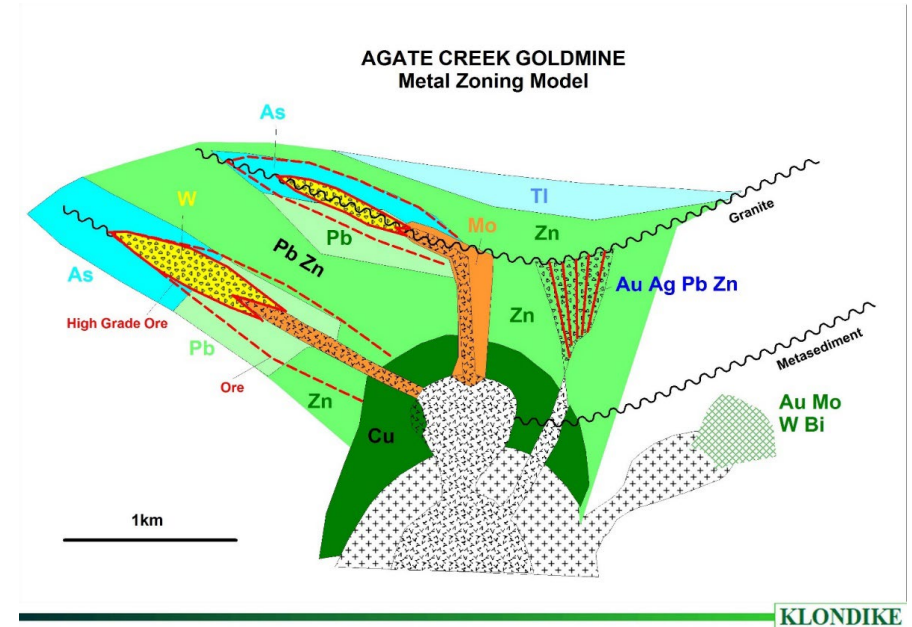
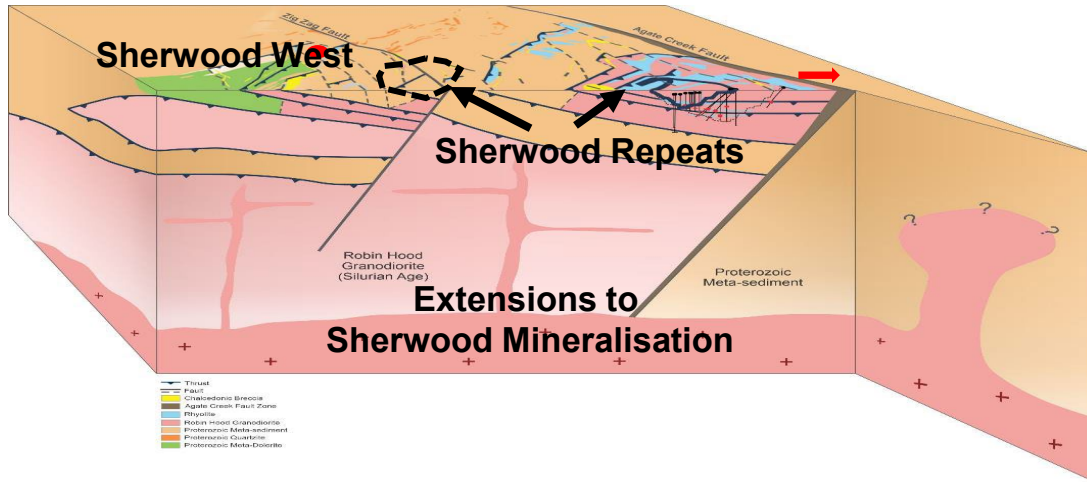
Table 3: Total recoverable Mineral Resource at 0.3 g/t gold cut-off grade

Classification	Sherwood			Sherwood South			Sherwood West			Total		
	Mt	Au g/t	Au oz	Mt	Au g/t	Au oz	Mt	Au g/t	Au oz	Mt	Au g/t	Au oz
Measured	0.015	4.88	2,400	-	-	-	-	-	-	0.015	4.88	2,400
Indicated	4.90	1.00	157,000	-	-	-	4.13	1.02	135,000	9.04	1.01	292,000
Inferred	3.06	0.83	82,000	0.51	0.96	16,000	3.19	0.78	80,000	6.76	0.81	177,000
Total	7.98	1.40	241,000	0.51	0.96	16,000	7.32	0.91	215,000	15.79	0.92	471,000

- A global recoverable Mineral Resource is defined for the Agate Creek Project in Table 1 at a 0.5 g/t Au cut-off suitable for a large open pit operation.
- A continuous high grade Mineral Resource can be interpreted at cut-off of 2 g/t Au for Sherwood and 1 g/t Au for Sherwood West and reported in Table 2. Table 2 represents a subset of Table 1. Table 3 also shows the recoverable Mineral Resource defined for the Agate Creek Project at a 0.3 g/t Au cut-off grade. No recent updated economic modelling has been undertaken on the project and as such the marginal cut-off grade that would be used for a bulk tonnage operation has not yet been determined, but is anticipated to be in the 0.3 to 0.5 g/t Au range with the current high AUD gold price potentially supporting lower cut-off grades.
- Dilution from mining activities since January 2020 have not been accounted for in above Resource, however these are deemed to not be material at this stage the estimate will be updated in 2025 to account for this reduction and additional drill information

Agate Creek exploration opportunity

Agate Creek Mineral Resource is 471,000 oz Au² and the area remains under explored with multiple exploration opportunities identified.



Agate Creek is a modern exploration opportunity

- Comprehensive multi-element analysis => significant new target areas associated with Intrusion Related Gold Systems (IRGS) within current project areas.¹
- Modelling demonstrates that Agate Creek gold System is potential larger than previously understood.
- Sherwood repetitions; down dip & along strike extensions, open all directions.
- Nottingham dyke swarm highly prospective.
- Rock chip data collected throughout 100% owned EPM's - 1,539km² under review

ASX:SVG

1- Morrison et al., 2019 Georgetown Metallogeny GSQ CR114062

2- Refer competent persons statement on slide 2 and slide, full Mineral Resource Statement is disclosed in the ASX announcement 30 January 2020 "Resource Update for Agate Creek Gold Project."