



7 November 2016

Freelancer Limited

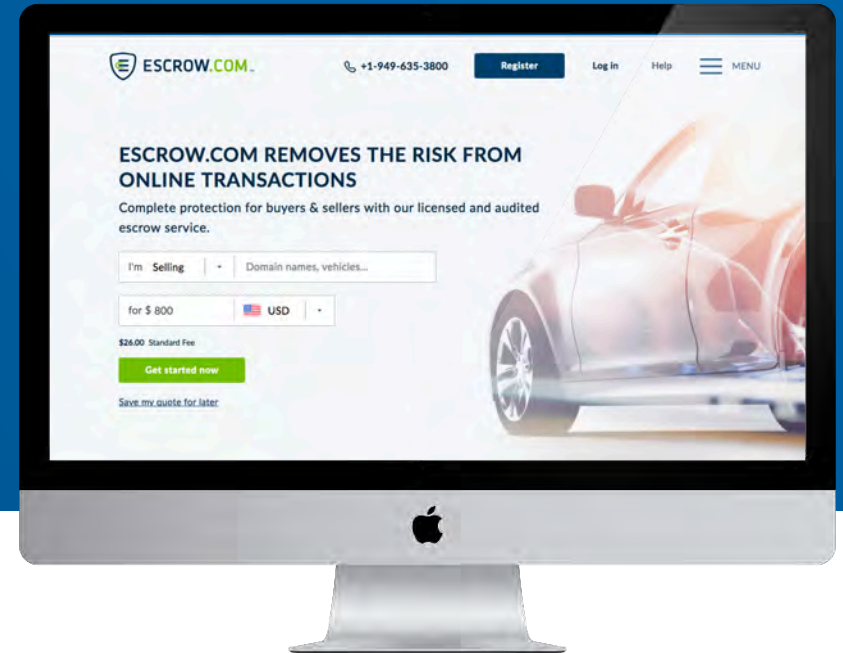

UBS Australia Conference

Matt Barrie

Chief Executive Officer

Freelancer.com

Escrow.com



Freelancer.com

#1 Online Services Marketplace
Over **US\$3.0 billion** in
projects posted

Escrow.com

#1 for Secure Online Payments
Over **US\$3.0 billion** in
escrow transactions



3Q16 continued strong growth in cash receipts

Delivering on growth in cash receipts and record core volumes, continuing YTD cashflow positive

Cash receipts for Q3 of \$12.7 million, up 31% over pcp

- In Q3 2016, the Company booked cash receipts of \$12.7 million, up 31% over the prior corresponding period.

Strong Balance Sheet

- As at 30 September 2016, the Company held cash and equivalents of \$34.3 million.
- Escrow.com also holds c.\$25 million in cash, in trust, off balance sheet.

Positive Operating Cashflow for YTD

- For the 9 months YTD in 2016, the Company had positive operating cashflow of \$4.2 million.

Best quarter ever in core marketplace - an all time record for number of jobs posted, up 47.9% YoY.

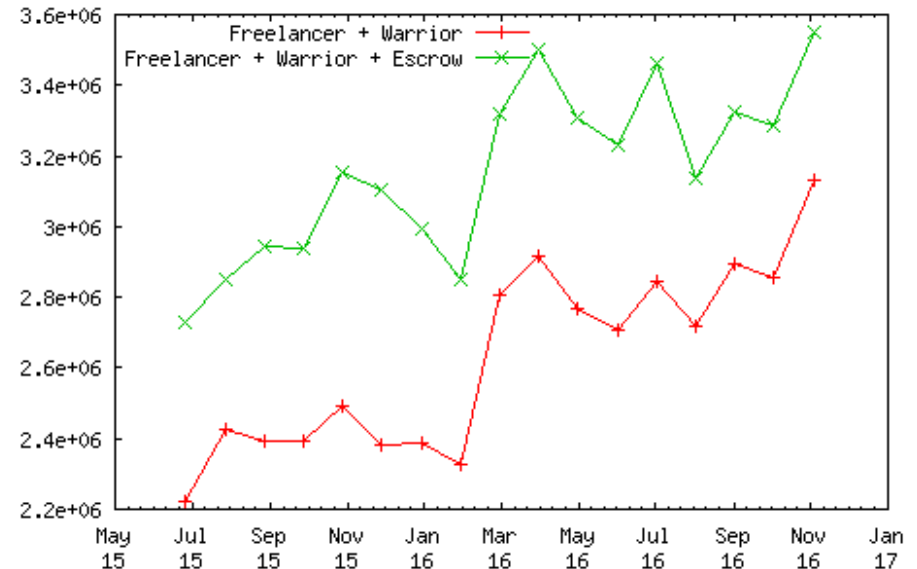


Q3 performance detail

Record cash receipts for the third quarter of \$12.7 million, up 31% YoY

- In Q3 2016, the Company booked cash receipts of \$12.7 million, up 31% over the prior corresponding period.
- For the 9 months year to date, the Company booked cash receipts of \$38.8 million, up 47% YoY.
- This result was achieved against the background of a significant appreciation in the Australian Dollar from approximately 0.69 to above 0.78 AUD/USD through this period.

Rolling 30-day revenue by group

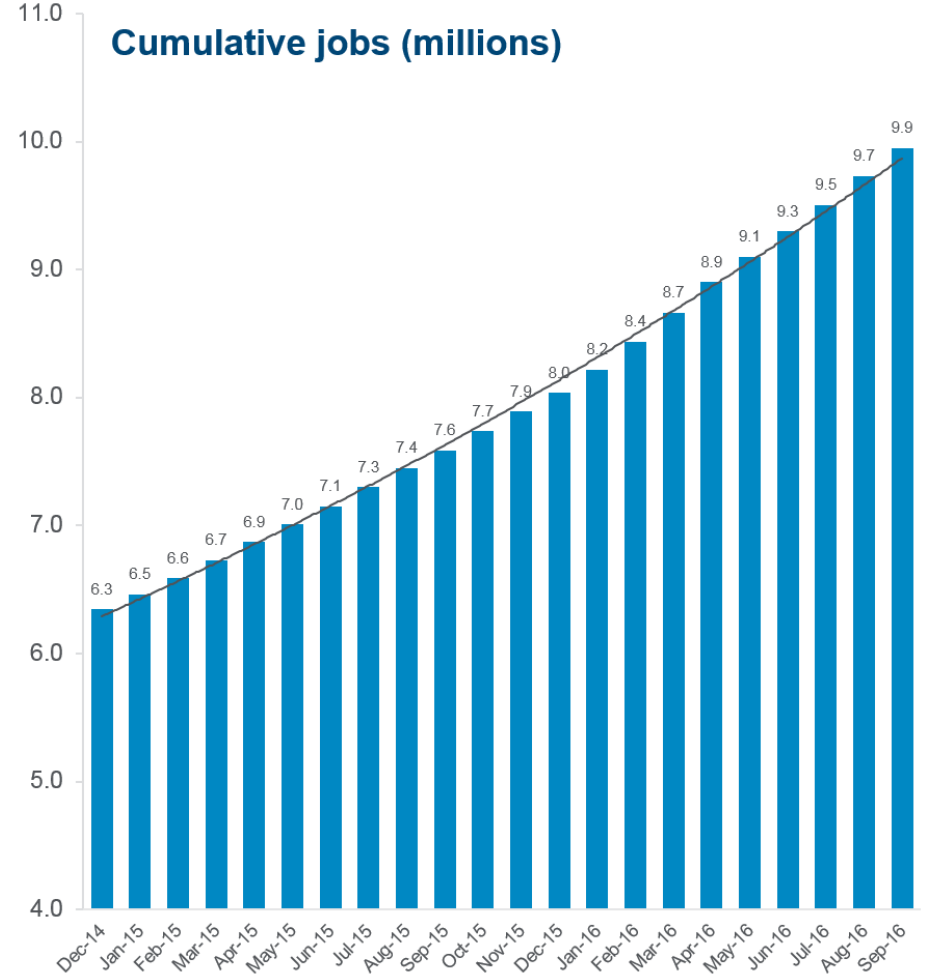
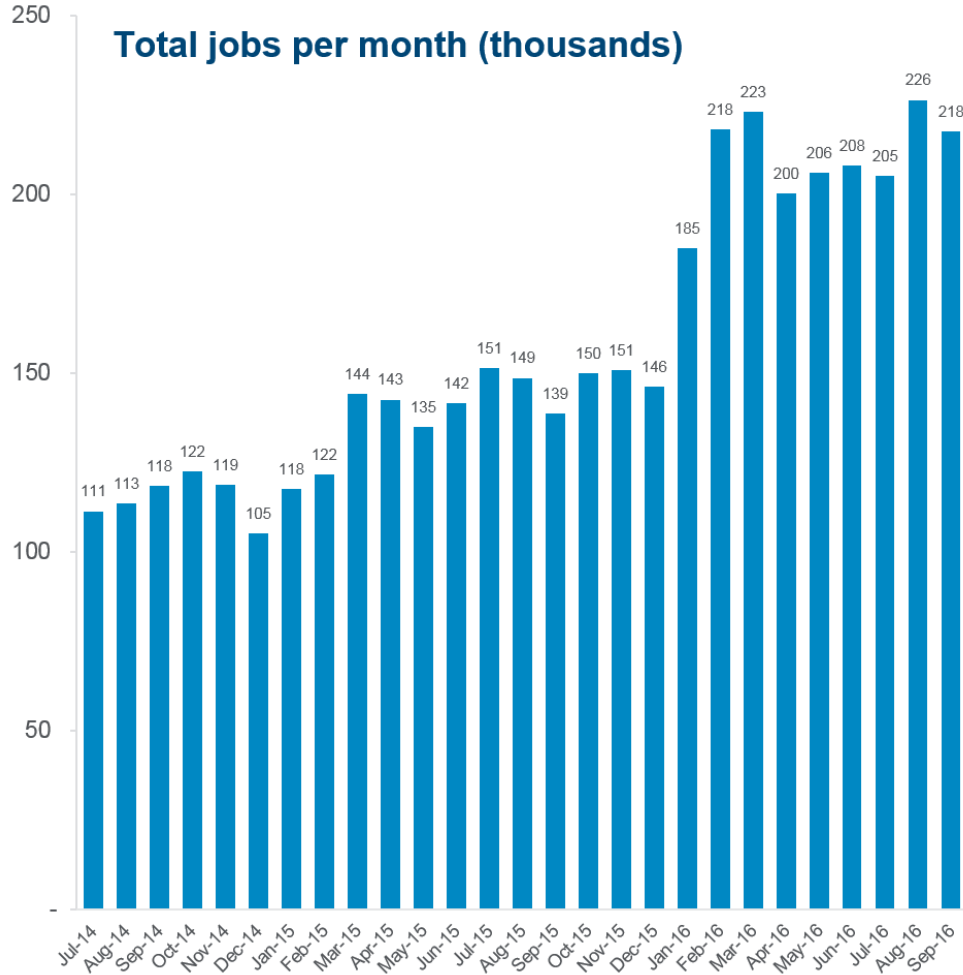


1. Unaudited, USD, to 3 November 2016



Total Jobs Posted (Filtered)¹

Record quarter for project and contest listings in Q3 2016



1. Total Projects and Contests Posted was redefined in January 2016 to Total Jobs Posted (filtered). Jobs Posted (Filtered) is defined as the sum of Total Posted Projects and Total Posted Contests, filtered for spam, advertising, test projects, unawardable or otherwise projects that are deemed bad and unable to be fulfilled.



Operational highlights during Q3

Key developments during the quarter

Escrow.com headquarters moves to San Francisco

- A new escrow payments team was hired in San Francisco together with backend support in Sydney.
- Payments are now being processed 30% faster.
- The office in Rancho Santa Margarita has been closed, and Escrow.com's headquarters is now in downtown San Francisco.
- Escrow.com's San Francisco office is supported by engineering, support and other functional groups based in Sydney, Vancouver and Manila.

Mobile launched Version 3 of the iOS App - our biggest release ever

- On mobile, Freelancer now reaches more than 1.2 million active app users globally.
- Distinct from users, the Android app hit a milestone of 1 million downloads last week, while the iOS app has approximately 425,000 downloads.



Operational highlights during Q3

Key developments during the quarter

Local Jobs have now been posted in over 1,000 cities in over 100 countries

- Local jobs can be posted by users anywhere, no matter where they are in the world, and from launch c.18 months ago liquidity continues to grow strongly.
- Globally, the average number of bids per project is seven, and 65% of projects receive a bid within the first hour.
- On average, the first bid arrives within 15 minutes.

Freelancer.com and Escrow.com continue worldwide recognition with major awards

- Freelancer was awarded 12 Stevie Awards, 1 Grand Stevie and 2 People's Choice Awards at the 13th International Business Awards.
- These comprised 6 Gold Stevie Awards, 4 Silver Stevie Awards and 2 Bronze Stevie Awards.
- Escrow.com won a Bronze Stevie in the Financial Services category for Small Company of the Year.



Sean Ellis
Founder of GrowthHackers



Australia's Biggest Startup & Growth Conference

**Exclusive
International Lineup**

**3000 +
PAX**

**50+ Keynotes
& Speakers**

**Hundreds of
Exhibitors**

Sold Out 6 Years In a Row | StartCon.com | November 26-27th 2016

Full year outlook

FY16 will be an exceptional year for the Company

- FY16 will be an exceptional year for the Company, with its first full year contribution from Escrow.com.
- Q3 represented a record quarter for the Company in terms of jobs posted.
- Freelancer's marketplace business is acyclical. The global financial crisis led to the original emergence of the online crowdsourcing and freelancing industries.
 - Employers looked online to hire freelancers rather than fulltime staff
 - Workers looked to the Internet to find new sources of employment



Freelancer delivers yet another record result with strong positive operating cash flow and positive operating EBITDA for 1H16

- **Record 1H Net Revenue \$26.2m (up 56% on pcp)**
- **Five year revenue CAGR 52% (FY10-15)**
- **Record 1H GPV \$354.9m (up 453% on pcp)**
- **Positive 1H Operating Cashflow \$4.5m**
- **Positive 1H Operating EBITDA \$0.1m**
- **Cash & eq. (30 June) \$35.2 million (up 9% on 31 Dec)**
- **First half year contribution from Escrow.com**



Financial highlights 1H16

Freelancer delivers yet another record result with accelerating revenue and GPV growth, and positive operating EBITDA

- **Record Net Revenue** of \$26.2m in 1H16 (**up 56% on pcp, above 5-year CAGR of 52%**)
 - acceleration from 1H15 growth of 41% year on year, FY15 growth of 48% year on year
- **Record Gross Payment Volume¹** in 1H16 of \$354.9m (**up 453% on pcp**)
 - acceleration from FY15 growth of 120% year on year
- Blended take rate² of 7.4% across all properties (marketplace and payments)
- **Gross margin of 87%, in line with prior periods**
- **Positive operating cash flow of \$4.5m**
 - 2Q16 operating cashflow of \$2.6 million up from \$1.9 million in 1Q16
- **Positive operating³ EBITDA of \$0.1m**
- As at 30 June 2016, **cash and cash equivalents of \$35.2 million** (up 9% on 31 December 2015)

1. Gross Payment Volume (GPV) is calculated as the total payments to Freelancer and Escrow users for products and services transacted through the Freelancer and Escrow websites plus total Freelancer and Escrow revenue. Escrow.com contributed to the Company's results from 1 November 2015 to 31 December 2015 (no contribution in 1H15).

2. Take rate is calculated as Net Revenue divided by Gross Payment Volume for the Online Marketplace Segment and Online Payment Services Segment.

3. Exclusive of 1H16 non-cash share based payments expense of \$665k (1H15 \$466k).



Financial summary 1H16

Record net revenue \$26.2m (+56%), record GPV \$357.1m (+453%), operating cash flow positive \$4.5m

A\$m, 30 June half year end	1H16	1H15	Change
Net Revenue ¹ (\$m)	26.2	16.8	56%
Gross Payment Volume ^{1,2} (\$m)	354.9	64.1	453%
Take rate ³ (%)	7.4	26.2 ⁴	nm
Gross margin (%)	87%	88%	1%
Operating EBITDA ⁵	0.1	(1.0)	nm
Operating EBIT ⁵	(0.3)	(1.2)	nm
Operating NPAT ⁵	(0.1)	(0.8)	nm
Operating cash flow (\$m)	4.5	1.1	409%
Cash balance (\$m)	35.2	31.1	13%

1. Net Revenue excluding Escrow.com for 1H16 was \$21.8m (up 30.0% on pcp). GPV excluding Escrow.com for 1H16 was \$80.9m (up 26% on pcp).

2. Gross Payment Volume (GPV) is calculated as the total payments to Freelancer and Escrow users for products and services transacted through the Freelancer and Escrow websites plus total Freelancer and Escrow revenue. Escrow.com contributed to the Company's results from 1 November 2015 (no contribution in 1H15).

3. Take rate is calculated as Net Revenue divided by Gross Payment Volume for the Online Marketplace Segment and Online Payment Services Segment.

4. For 1H15 for marketplace only. 1H16 marketplace & payments.

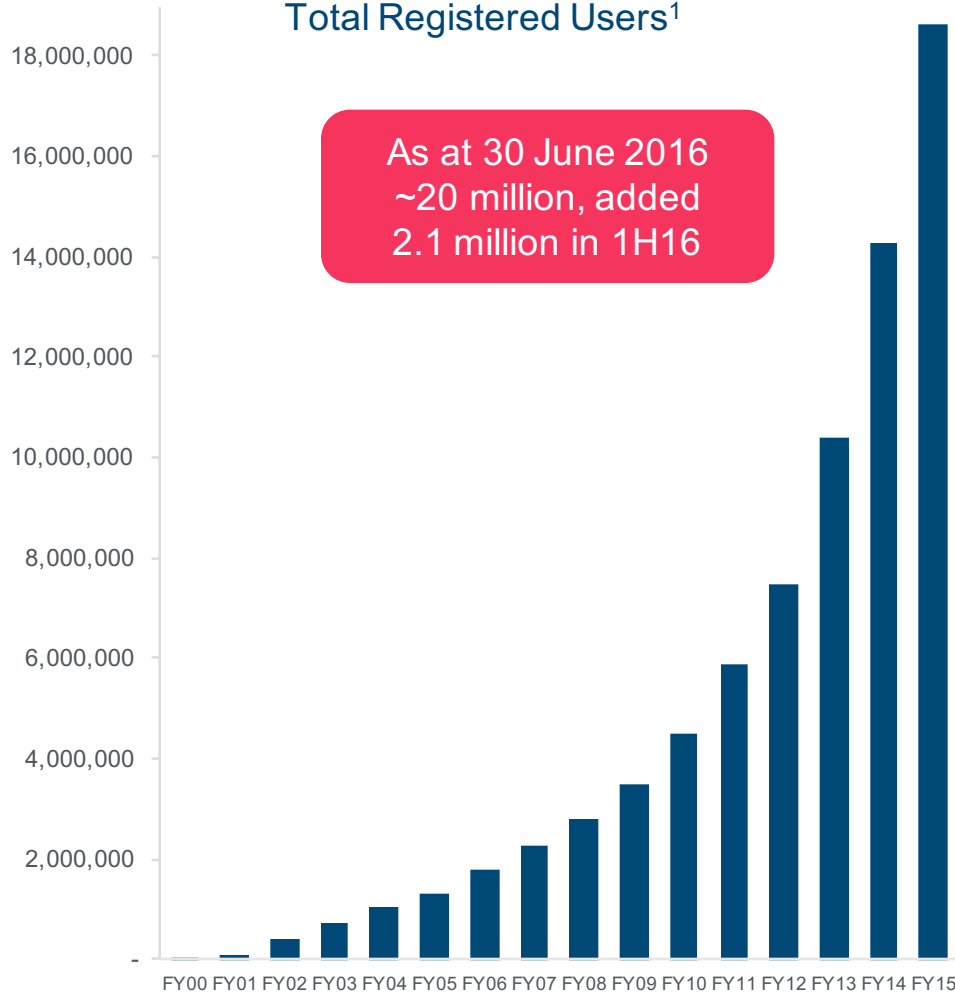
5. Operating earnings are exclusive of non-cash share based payments expense of \$665k in 1H16 and \$466k in 1H15. D&A 1H16 \$354k, 1H15 \$205k.



Continuation of outstanding marketplace growth (Freelancer.com)

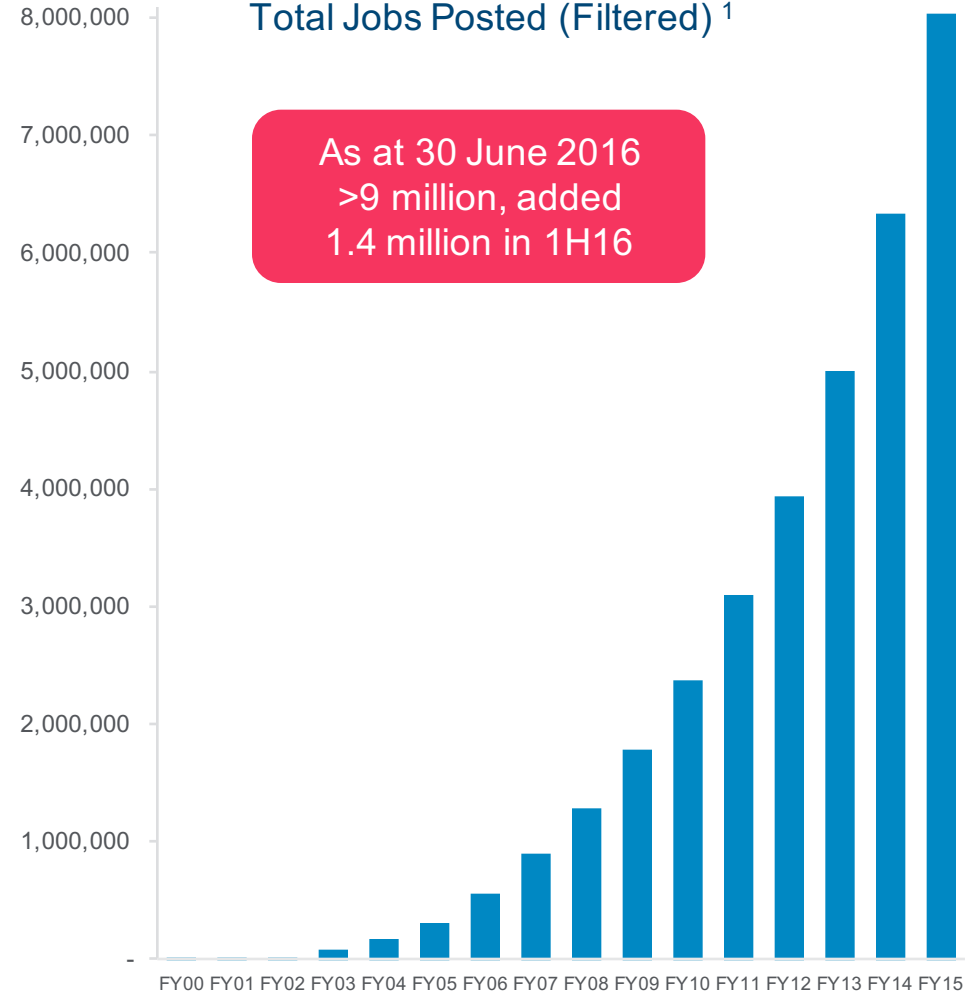
Continues to experience exceptional growth in users and total jobs posted

Total Registered Users¹



As at 30 June 2016
~20 million, added
2.1 million in 1H16

Total Jobs Posted (Filtered)¹



As at 30 June 2016
>9 million, added
1.4 million in 1H16

1. Number of user accounts, and projects/contests posted in the Freelancer marketplace as at 31 December 2015. User, project and contest data includes all users and projects from acquired marketplaces. Prior to 2009, all data is from acquired marketplaces. Total Projects and Contests Posted was redefined in January 2016 to Total Jobs Posted (filtered). Jobs Posted (Filtered) is defined as the sum of Total Posted Projects and Total Posted Contests, filtered for spam, advertising, test projects, unawardable or otherwise projects that are deemed bad and unable to be fulfilled. Includes Escrow.com unique users.



Marketplace dynamics 1H16

Freelancer continues to break new records and accelerate its growth trajectory

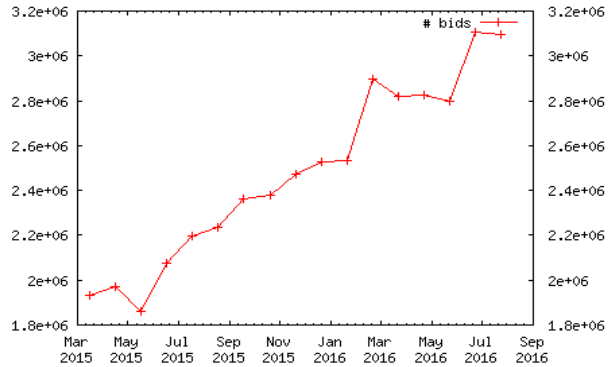
- Key milestones of ~20 million users and >9 million jobs posted.
- Passed US\$3.0 billion of all time posted project and contest value in the core business and US\$2.975 billion of all time transaction value in Escrow.com.
- Acceleration in the growth of total jobs posted (filtered)¹
 - added 1.4 million job postings, compared to 1.0 million in 1H15 (up 40% on pcp).
- Strengthening marketplace dynamics
 - the widest range at the lowest cost – continuing to see the marketplace benefits of a reduced minimum project size.
 - average project size of US\$164 in 1H16 (down 4.1% from 1H15) continuing to drive greater project volumes.
- Strategic focus continues to remain on increasing revenue growth through conversion optimisation and marketplace efficiency.

1. Total Projects and Contests Posted was replaced as a metric in January 2016 by Total Jobs Posted (filtered). Jobs Posted (Filtered) is defined as the sum of Total Posted Projects and Total Posted Contests, filtered for spam, advertising, test projects, unawardable or otherwise projects that are deemed bad and unable to be fulfilled.

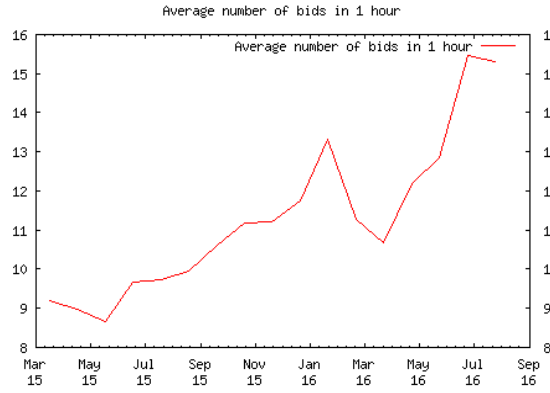


Liquidity: 74% of projects get a bid within 60 seconds (supply)

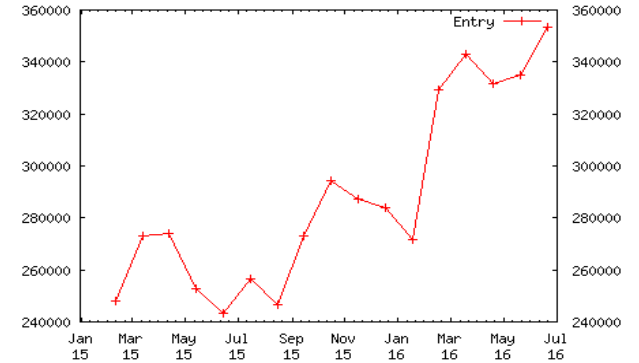
Number of bids on projects




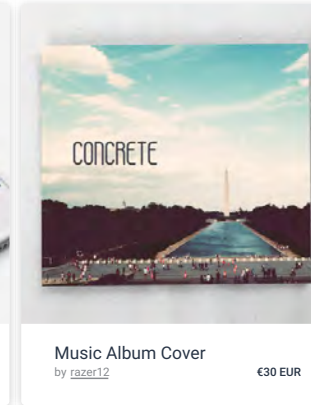


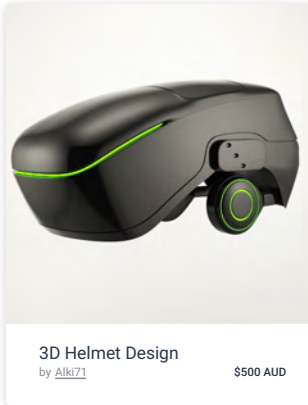

Average number of bids in 1 hour



Number of entries in contests



Actual completed projects



Freelancer.com highlights during 1H16

Over 1,460 material incremental changes were made to Freelancer.com and 380 for Escrow.com in 1H16

- **Payments** – addition of Chinese Yuan, addition of key new gateways including AliPay and UnionPay (China), iDEAL (Netherlands), SOFORT Banking (Germany, Austria, Belgium), Giropay (Germany), Interac (Canada), Bancontact / Mister Cash (Belgium), and Dotpay (Poland), also introduced daily express withdrawals for outbound payments.
- **Mobile** – 82% of projects now touch mobile, memberships have been fully deployed into both Android and iOS, and credit card support has been added to Mobile Web.
- **Contests** – instant chat was released within contest entries, and the user interface overhauled in terms of rating entries and giving feedback.
- **Memberships** have been completely overhauled and re-deployed, together with other refinements including the launch of Professional and Premier memberships.
- **Local jobs** now sees 65% of projects with bids in less than one hour and average of 9 bids per project (competitors advertise ~3 bids per project). Local jobs also now has a 24/7 customer support team.
- **International** – now across 34 languages on 52 international sites (14 added in 1H16), and a significant increase and focus on non-English community content.
- **Messaging** has seen a 48% year-on-year increase in active threads, and launched audio and video calls.



Escrow.com highlights during 1H16

The Escrow.com team has made major progress in the re-architecture of the legacy Escrow.com platform for growth

- **Record key metrics in 1H16:** added 40,679 users (up 18.7% on pcp) and 30,372 transactions (up 20% on pcp).
- **Operations:** secured lease for new San Francisco head office (moving from Southern California). Addition of support teams in three more locations (Vancouver, Sydney, Manila). Addition of a processing support team in Sydney. Extension of support hours and new offering of multilingual support. Rollout of support quality assurance globally.
- **Infrastructure:** Migration of technical stack to cloud hosted AWS (Amazon Web Services) and away from legacy infrastructure, rebuilt trust accounting system (about to be deployed).
- **Engineering:** Deployment of new public facing website, redevelopment of automated API interface for partners and affiliates.
- **Management:** Hired Danny Raja as Vice President of Sales (formerly with Box and Yammer).

Escrow.com has completed the majority of technical work moving the infrastructure from legacy co-location to the Amazon EC2 cloud.



Group highlights during 1H16

Multiple award wins and research initiation by UBS

UBS Investment Bank initiates research coverage

- Initiation report published in April 2016.

Continues to dominate awards

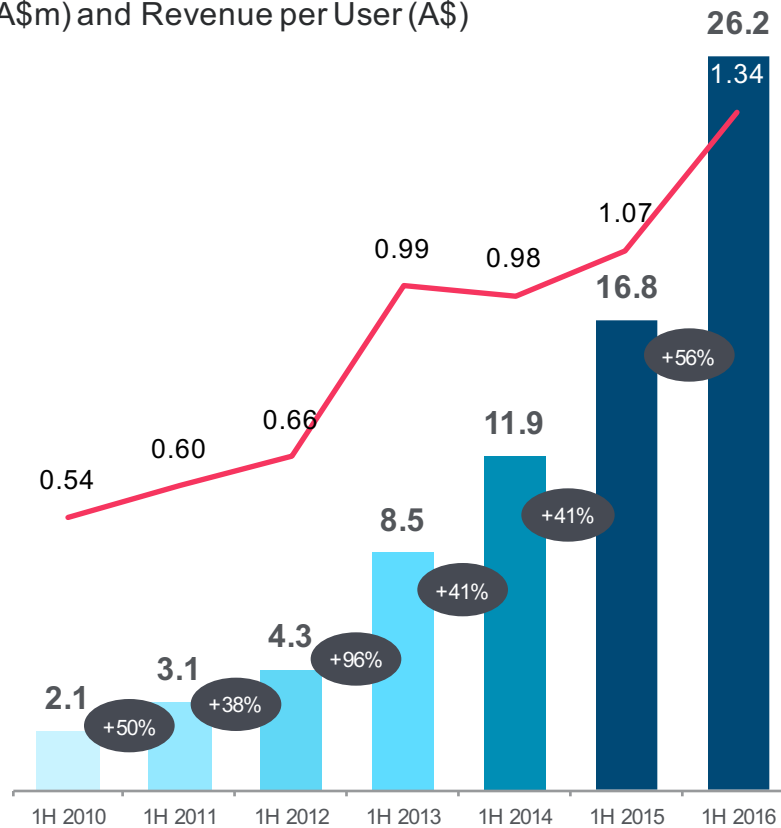
- Won 2 Webby Awards including Best Employment Website & People's Voice, as well as Official Honoree Award, bringing all time total to 10 Webby Awards, "The Internet's Highest Honour".
- Escrow.com won Export of the Year in the 2016 NSW iAwards.
- Winner of 4 APAC Stevie Awards, bringing all time total to 26 Stevie Awards.



Revenue growth

Record 1H16 net revenue of \$26.2m, up 56% on prior corresponding period

Net Revenue (A\$m) and Revenue per User (A\$)



Revenue (A\$m)	2.1	3.1	4.3	8.5	11.9	16.8	26.2
Growth on pcp	-	50.4%	37.7%	96.3%	40.8%	40.8%	56.2%
Revenue per user (A\$)	0.54	0.60	0.66	0.99	0.98	1.07	1.34
Gross margin	82.6%	86.7%	87.4%	87.6%	88.3%	87.8%	86.7%

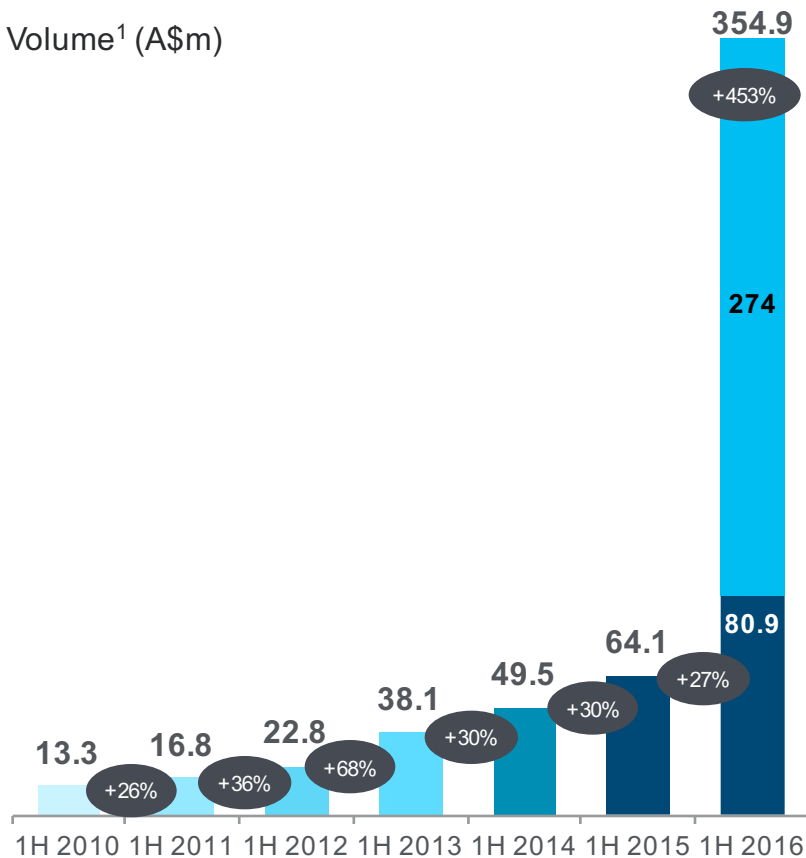
- Record 1H16 Net Revenue of \$26.2m, up 56% on 1H15
 - Freelancer core contribution: \$21.8m, up 30% on 1H15
 - Escrow.com contribution: A\$4.3m (up 18% on 1H15 in constant USD & 5-year CAGR of 13%)
- Continued to grow revenue on a per registered user basis
- Group revenue growth of 56% accelerating from 48% FY15 year on year
- Consistently high gross margin, 87% in 1H16
 - Escrow.com has a slightly higher cost of sales line driven by secure payments nature of business
- Key revenue growth drivers
 - increased project & contest acquisition
 - increased marketplace efficiency and conversion rate optimisation across all platforms
 - product development & increased take up of value-added services
 - increased take-up and optimisation of memberships, in particular annual memberships
 - full half year contribution of Escrow.com
- Minimal impact of FX translation given cross-rate landscape during 1H16



Gross payment volume

Record Gross Payment Volume¹ (GPV) of \$354.9m (up 453% on pcp) driven by Escrow.com contribution

Gross Payment Volume¹ (A\$m)



- Record GPV of \$354.9m up 453% on 1H15
- Freelancer core marketplace segment growth of 26% on pcp
 - contribution of \$80.9 million
- Escrow.com payments segment contribution of \$274 million
- Revenue growth has been achieved against a flat marketplace take rate of 13% (3% fee for employers of project value, 10% fee for freelancers of project value)
- Key GPV growth drivers
 - user, project and contest acquisition
 - conversion rate optimisation
 - addition of partner volume in Escrow.com
 - optimisation and re-engineering of Escrow.com platform
 - addition of languages and currencies

GPV (A\$m)	13.3	16.8	22.8	38.1	49.5	64.1	354.9
Growth on pcp	-	26.0%	35.5%	67.5%	29.9%	29.7%	453%

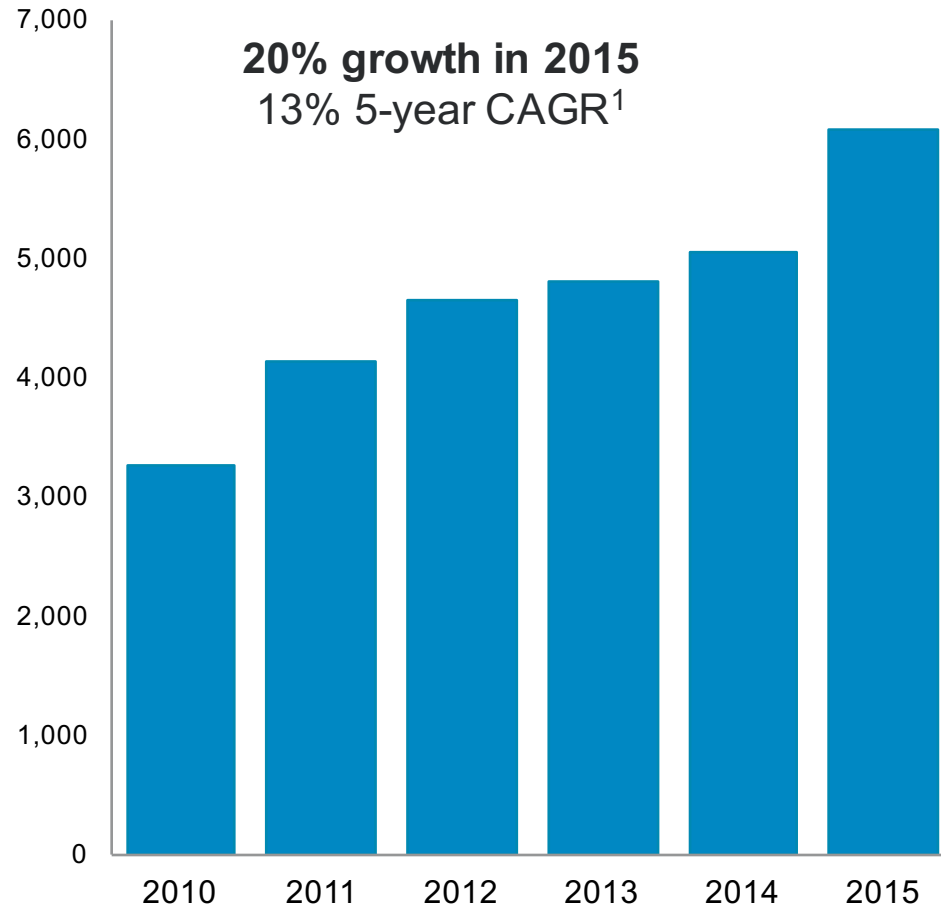
1. Gross Payment Volume (GPV) is calculated as the total payments to Freelancer or Escrow users for products and services transacted through the Freelancer or Escrow websites plus total Revenue. Based on Freelancer's unaudited management accounts which have not been subject to an auditors review. 1H16 average AUDUSD of 0.7397.



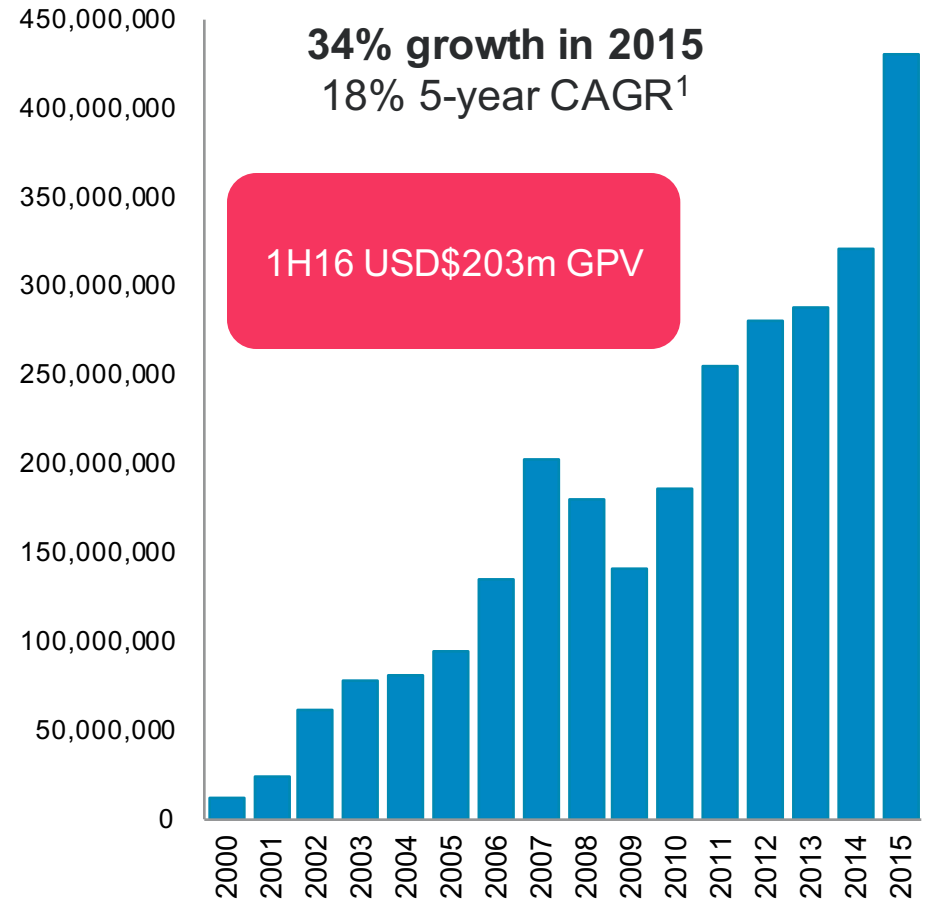
Escrow.com financial performance

1H16 & FY15 significant step up on historical financial performance

Revenue (US\$ '000)



Gross Payment Volume (GPV) (US\$)



Summary profit & loss statement

Continued focus on re-investment in product development, user experience, user/project acquisition and customer service

(A\$m) Half-year to 30 June	1H 2015 Actual	1H 2016 Actual	Change
Net Revenue	16.8	26.2	56%
Gross Profit	14.7	22.7	54%
<i>margin (%)</i>	87.8%	86.7%	110bp
Employee expenses	(8.3)	(11.1)	34%
Administrative expenses	(3.6)	(4.5)	22%
Marketing related expenses	(2.4)	(5.2)	113%
Occupancy costs	(1.3)	(1.5)	15%
FX gains / (losses)	(0.1)	(0.4)	nm
Depreciation & amortisation	(0.2)	(0.4)	nm
Share based payments expense	(0.5)	(0.7)	nm
EBITDA	(1.5)	(0.6)	nm
EBIT	(1.7)	(0.9)	nm
NPAT	(1.3)	(0.8)	nm
Excluding share based payments expenses ¹			
Operating EBITDA	(1.0)	0.1	nm
Operating EBIT	(1.2)	(0.3)	nm
Operating NPAT	(0.8)	(0.1)	nm

- Record 1H16 Net Revenue of \$26.2m, up 56% on 1H15
 - Freelancer core contribution: \$21.8m, up 30% on 1H15
 - Escrow.com contribution: \$4.3m (up 18% on 1H15 in constant USD terms)
- Key expense analysis
 - employee expenses in line with headcount growth and step-up post acquisition of Escrow.com and new Escrow.com hires
 - administrative expenses including hosting and cloud provider costs, growing at a slower rate than revenue
 - step up in marketing costs occurred mostly in 2H15 (2H15 \$4.5m, predominantly search engine and other attributable marketing)
 - occupancy costs growing within current leases, noting the addition of SoCal Escrow.com office, and going forward relocation of that office to San Francisco (resulting in ~30% less rental expense for Escrow.com)
- Other key notes:
 - reduction in tax benefit due to Escrow.com being domiciled and profitable on a segment basis in the United States, paying taxes even when group is at an NPAT loss position

1. Exclusive of 1H16 non-cash share based payments expense of \$665k (1H15 \$466k).



Summary balance sheet

Strong balance sheet and no net debt

(A\$m)	2H 2015 Actual	1H 2016 Actual	Change
Cash and cash equivalents	32.2	35.2	9%
Trade and other receivables	3.6	4.0	11%
Other assets	1.4	1.2	(14%)
Plant and equipment	1.7	1.6	(5%)
Intangibles	23.9	24.9	4%
Deferred tax assets	2.9	3.2	11%
Total assets	65.6	70.0	7%
Trade and other payables	28.4	32.1	13%
Other liabilities	2.3	2.9	26%
Total liabilities	30.7	34.9	14%
Net assets	34.9	35.1	1%
Contributed equity	37.3	37.6	1%
Reserves	1.2	1.9	55%
Retained earnings	(3.6)	(4.4)	21%
Total equity	34.9	35.1	1%

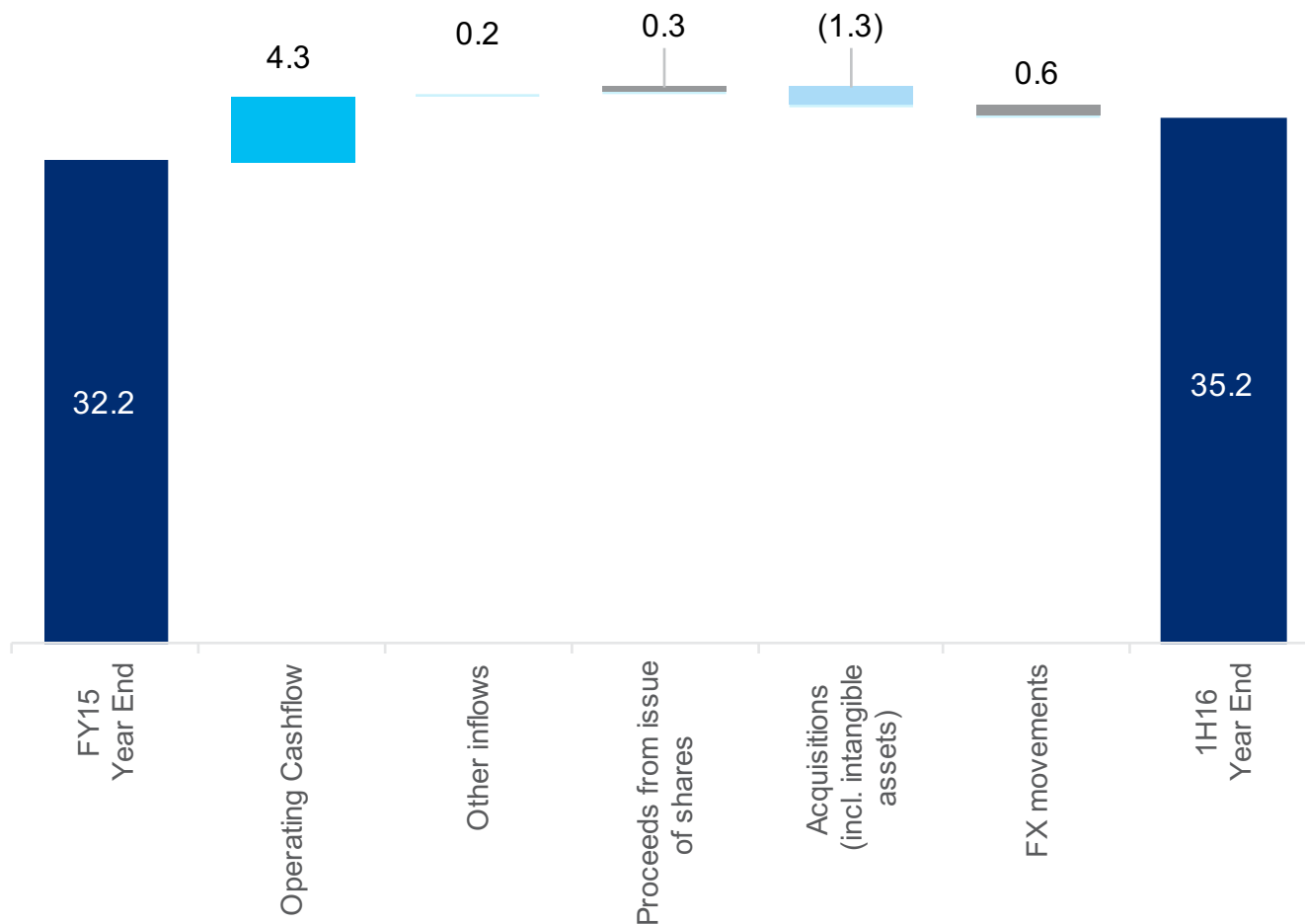
- Total cash of \$35.2m on balance sheet as at 30 June 2016
- Additional \$26.3m of cash held off balance sheet, in trust, as part of Escrow.com's business operations (note this fluctuates +/- \$10m depending on day of week recorded due to inflows & disbursements)
- No net debt
- Notes on specific line items:
 - trade receivables include gateway receivables from various payment gateways, these have grown and are expected to continue to grow in line with transaction volume growth
 - intangibles increased with purchase of domain name unrelated to existing businesses (~\$1m)
 - trade payables include user obligations, which have grown and are expected to continue to grow in line with transaction and user growth



Cash flow profile

Re-investing for growth, with positive operating cashflow of \$4.5 million in 1H16

Cash Balance/Flows (A\$m)



- 31 December 2015 cash balance of \$32.2m
- Positive operating cashflow of \$4.5m
- Exchange rate impacts on cash primarily relate to weakening AUD predominantly against USD (\$0.6m)
- Acquisitions relate to intangible assets (domain names) and minor capex
- Proceeds from issue of shares relate only to paying-up of existing ESP shares
- Total cash at period end of \$35.2m



Key operational highlights 1H16

Moved Escrow.com head office to San Francisco and continued investment in talent to drive growth in FY16



Total staff of 469 FTE at 30 June 2016, up 7% from 440 as at 31 December 2015



Unique investment thematics

Freelancer Limited (ASX:FLN) is a unique exposure to:

- The on-demand and crowdsourced economy
- Rapidly increasing internet penetration of emerging markets
- The rise of online education
- Rising sophistication in emerging markets labour
- Software & mobile eating the world
- Structural imbalances in global labour markets
- Thrives in deflationary environment (the first GFC launched the industry)
- Massive market — up to \$5 trillion TAM (5 billion people live on \$10/day or less)
- Fintech & transition of global commerce to online (through Escrow.com)
- Global Income (>95% of revenue is outside Australia: USD, GBP, EUR, CAD, etc.)



ASX

FREELANCER LIMITED





Freelancer Limited

COMPANY

LOGO DESIGNS FROM \$30

Build that business you've always wanted.

You bring the vision, we have the talent, tailored to
your budget.



MOBILE APP MOCKUPS FROM \$300

Your idea, brought to life in stunning visuals.

Small businesses and startups use our amazing freelancers to rapidly prototype products and build new businesses.



T-SHIRT DESIGNS JUST FROM \$30

Your dream project, only better.

We can make your dreams come real, no matter how large or small your ambition or budget.



**Freelancer.com is changing the
global dynamics in the
marketplace for people**



3D MODEL DESIGN OF A
VR HELMET FOR \$500

We help entrepreneurs build the future.

We help small businesses, startups and
entrepreneurs turn that spark of an idea into
reality



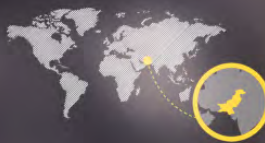
Change Lives.

We are changing lives in the developing world by providing opportunity and income.

“ After two years I've been doing really well on Freelancer.com. The earnings are very good and now I have a lot of respect among my friends and family members. Thanks Freelancer for everything!

Shahzaib S.

Graphic Designer
Karachi, Pakistan



4.9 / 5.0 rating, 67 reviews.



 **freelancer.com**
Outsourcing for Small Business

**“160 million jobs, or about 11%
of the projected 1.46 billion
services jobs worldwide, could
in theory be carried out
remotely, barring any
constraints in supply” ***



Global, Multilingual, Multicurrency

52 Regional Websites

North America

-  US (International)
-  Canada
-  Jamaica
















Africa

-  South Africa
-  Kenya









Europe

-  [United Kingdom](#)
-  European Union
-  France
-  Germany
-  Greece
-  Portugal
-  Spain
-  Czech Republic
-  Sweden
-  Iceland
-  Ireland
-  Italy
-  Netherlands
-  Turkey
-  Poland
-  Romania
-  Russia
-  Ukraine
-  Norway
-  Hungary
-  Finland
-  Denmark
-  Albania
-  Slovenia

Asia Pacific

-  Australia
-  New Zealand
-  Hong Kong
-  Bangladesh
-  India
-  Indonesia
-  Japan
-  Korea, Republic of
-  Malaysia
-  Pakistan
-  Philippines
-  P.R. China
-  Singapore
-  Thailand
-  Vietnam

Latin America

-  Argentina
-  Brazil
-  Chile
-  Colombia
-  Ecuador
-  Mexico
-  Peru
-  Uruguay

34 Supported Languages

Languages

- | | |
|------------------|-----------------|
| Afrikaans | 日本語 |
| Bahasa Indonesia | 한국어 |
| Bahasa Malaysia | Norsk-Bokmål |
| বাংলা | Nederlands |
| Català | Polski |
| Čeština | Português |
| Dansk | Română |
| Deutsch | русский язык |
| ελληνικά | Shqip |
| English | Slovene |
| Español | Svenska |
| Suomi | Kiswahili |
| Filipino | Thai |
| Français | Türkçe |
| हिन्दि | Tiếng Việt |
| Magyar | українська мова |
| Italiano | 中文(简体) |

21 Supported Currencies

Currencies

- | | | |
|-----|-----|-----|
| USD | CLP | NZD |
| AUD | JMD | PHP |
| CAD | IDR | PLN |
| EUR | MXN | SGD |
| GBP | SEK | BRL |
| HKD | JPY | ZAR |
| INR | MYR | CNY |

24 x 7 x 365
Multilingual Support Team



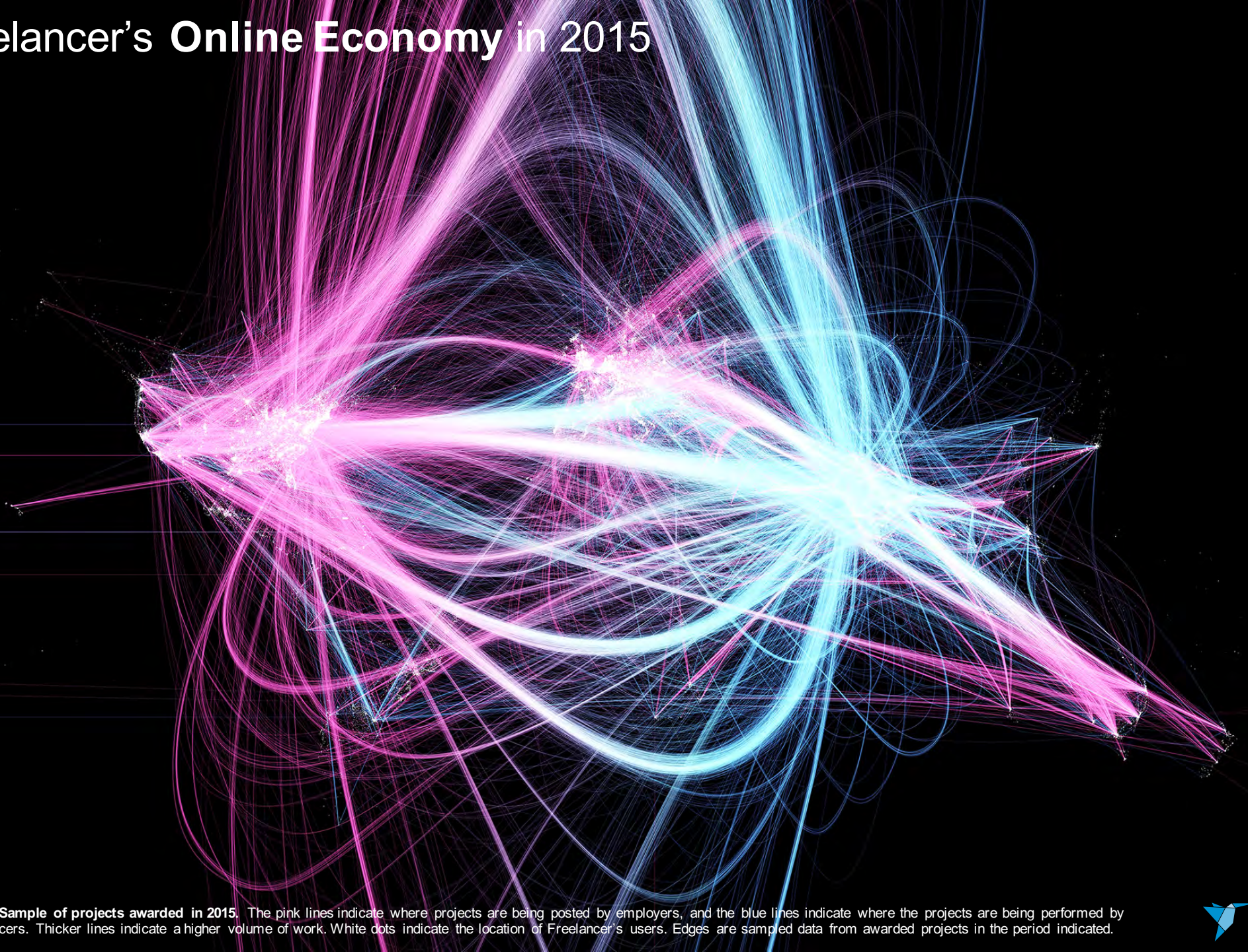
Freelancer's Online Economy in 2014



Note: Sample of projects awarded in 2014. The pink lines indicate where projects are being posted by employers, and the blue lines indicate where the projects are being performed by freelancers. Thicker lines indicate a higher volume of work. White dots indicate the location of Freelancer's users. Edges are sampled data from awarded projects in the period indicated.



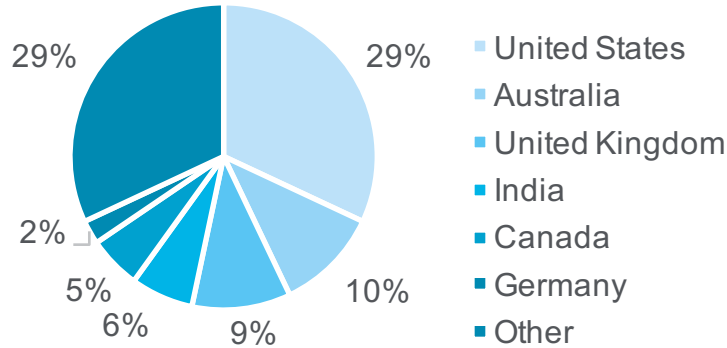
Freelancer's Online Economy in 2015



Marketplace dynamics

“Every job, every country, every language, every currency, at any time”

Top country sources for completed projects in 1H16¹



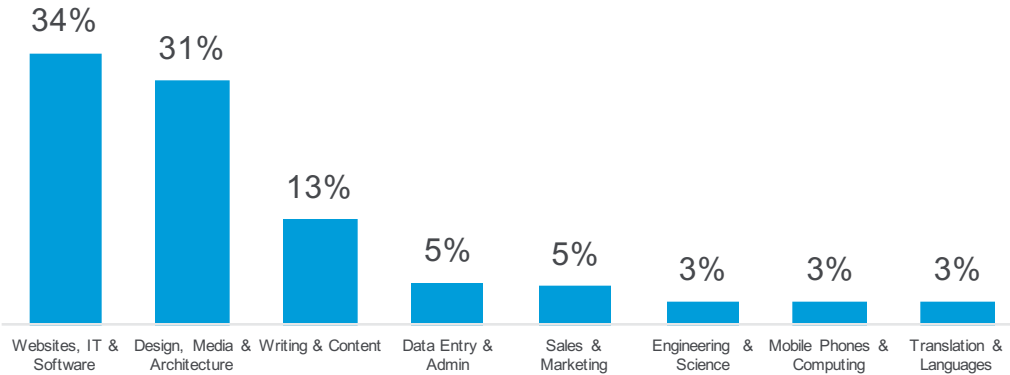
- c.900 job categories as diverse as Aerospace Engineering, Biotechnology, Sales, Manufacturing, Mechanical Engineering, etc.

- c.100 categories of local jobs launched in 2015

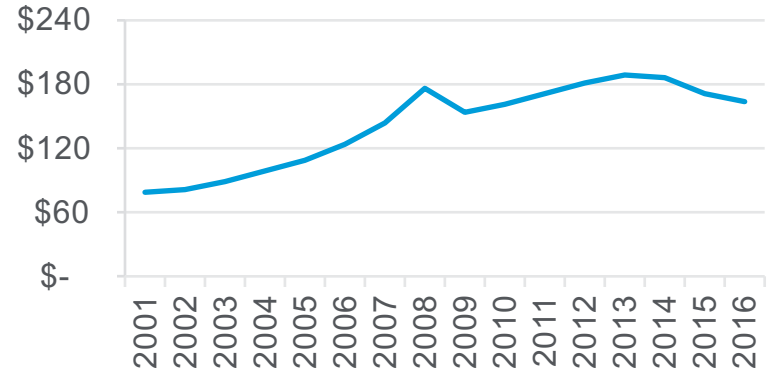
- Complexity & sophistication growing year by year

- Average completed project US\$164 in 1H16³

Top completed project categories by volume in 1H16²



Average Completed Project Value (US\$)³



1. Based on the number of completed projects that were posted in 2015.

2. Based on the value of project payments for projects that were posted in 2015.

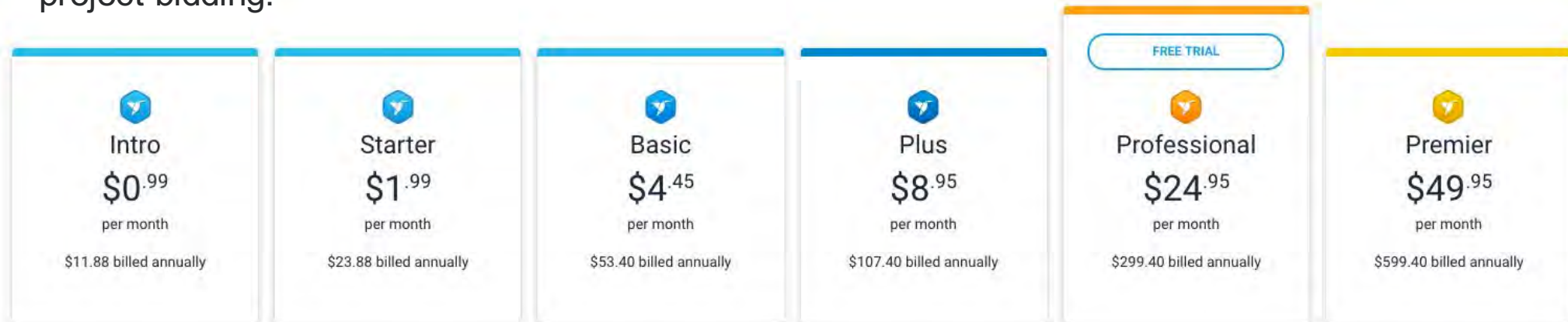
3. Value is better described as “average completed budget value” as over payments are not included in this calculation and this figure is an under estimate of true average project value.



Revenue Model

Freelancer's revenue is driven by users posting jobs – as a project (outsourcing) or a contest (crowdsourcing)

- For employers it's **free** to post a project, **free** to review bids, **free** to talk and review samples
 - **3%** project commissions paid by employers when a project is awarded and accepted
- For freelancers it's **free** to view projects posted, **free** to bid on projects, **free** to talk to employers and provide samples of work
 - **10%** project commissions paid by freelancers when a project is awarded and accepted
- Membership plans range from US\$0.99 to US\$59.95 a month, and provide additional features and benefits including increased bid limits, eligibility for preferred freelancer and high value project bidding.



- Other value added services include project upgrades, crowdsourcing contests and upgrades, bid upgrades, transaction fees, certification fees and advertising



Board of Directors

Technology focused entrepreneurial board with successful exits to major global corporations.



Matt Barrie

Chief Executive Officer & Chairman



Darren Williams

Non-Executive Director



Simon Clausen

Non-Executive Director

BE (Hons I) BSc (Hons I) GDipAppFin MAppFin MSEE (Stanford) GAICD SEP FIEAust

Matt Barrie is an award winning technology entrepreneur. Matt was Adjunct Associate Professor at the Department of Electrical and Information Engineering at the University of Sydney where he taught Cryptography for fifteen years and, later, Technology Venture Creation. He is the co-author of over 20 US patent applications. Previously he founded and was CEO of Sensory Networks Inc., a vendor of high performance network security processors which sold to Intel Corporation (NASDAQ:INTC).

BSc (Hons I) PhD (Computer Science) MAICD

Darren transitioned from Executive Director and Chief Technology Officer of Freelancer to Non-Executive Director in late 2015. In his time as an executive he was responsible day-to-day for strategic leadership of the company's operating and technical direction. Darren has experience in computer security, protocols, networking and software. Prior to joining Freelancer, Darren was a co-founder of Sensory Networks, where he held the roles of Chief Technology Officer and subsequently Chief Executive Officer. In 2013 Sensory Networks sold to Intel Corporation (NASDAQ:INTC).

Simon is a founding investor of Freelancer. Simon has more than 17 years experience in high growth technology businesses in both Australia and the United States. His technical expertise includes proficiency in multiple software development languages, computer security and vulnerability analysis, and he is co-author and inventor of a number of technology patents. Simon founded and was CEO of PC Tools, which he grew to over \$100 million in revenue, more than 250 employees and offices in 7 countries. PC Tools was acquired by Symantec Corporation (NASDAQ:SYMC) in October 2008 in one of Australia's largest ever technology acquisitions.



Senior management team

Specialists in growth, finance, operations, infrastructure, international execution, compliance and engineering



Neil Katz
Chief Financial Officer
*B Com (Hons) ACA
EPGC (Stanford)*

Christopher Koch
Deputy Chief Financial Officer
*M.Fin (INSEAD) LLB
(Hons I) B.Ec F. Fin
GAICD*

Peter Phillips
Vice President, Engineering
*BSc (Hons I) PhD
(Computer Science)*

Amir Massoudi
Director, Growth
*S.Eng, MSc
(Computer Science)*

Greg Robinson
Vice President, Compliance
ACI, SA Fin

Nicholas de Jong
Vice President, Security & Operations
BE (UNSW)

Adam Byrnes
Senior Director, International
*BE (Electrical)
(Hons I) / BSc
(Adv) (Physics)*

Sebastián Siseles
Director, International
*JD (University of
Buenos Aires) / MBA
(University of
Pittsburgh) /
Marketing Diploma
(FAECC, Argentina)*

Neil Katz is the Chief Financial Officer at Freelancer and is responsible for the finance and administration functions of the Company. Neil has over 20 years experience in finance, accounting and general management. Neil has held CFO roles at a number of technology companies, including IPscope, Threatmatrix, Sensory Networks and Aprtix.

Christopher Koch is Deputy Chief Financial Officer. He has \$35+ billion of transactional experience in investment and merchant banking, with a focus on technology, and is a former Director at UBS Investment Bank. Christopher completed his masters in finance at INSEAD (France and Singapore campuses), and read economics and law with first class honours at the University of Adelaide.

Peter Phillips is Vice President of Engineering at Freelancer. In this role, he is responsible for leading the global engineering teams and defining and executing the company's operating and technical direction. Peter has extensive experience in software engineering, scalable infrastructure and IT management.

Amir Massoudi is a Director of Growth at Freelancer. In this role, he oversees all revenue, product management, data science and customer operations. Amir holds a masters degree (by research) in Computer Science specialising in Machine Learning and Computer Vision from University of New South Wales

Greg Robinson is the Vice President of Compliance at Freelancer. Greg oversees the overall compliance environment within the Company. In this role, Greg is responsible for the development and maintenance of the governance and compliance risk programs to support the business. Before joining Freelancer, Greg worked for PayPal Australia as Head of Compliance.

Nicholas de Jong is the Vice President of Security & Operations. Previously he co-founded Sensory Networks (acquired by Intel Corporation) and co-founder of Julius Finance Corporation. Prior to that he was Chief Information Officer, Sensory Networks. Chief Security Analyst, Securify (New York) and Security Consultant, Kroll O'Gara (New York).

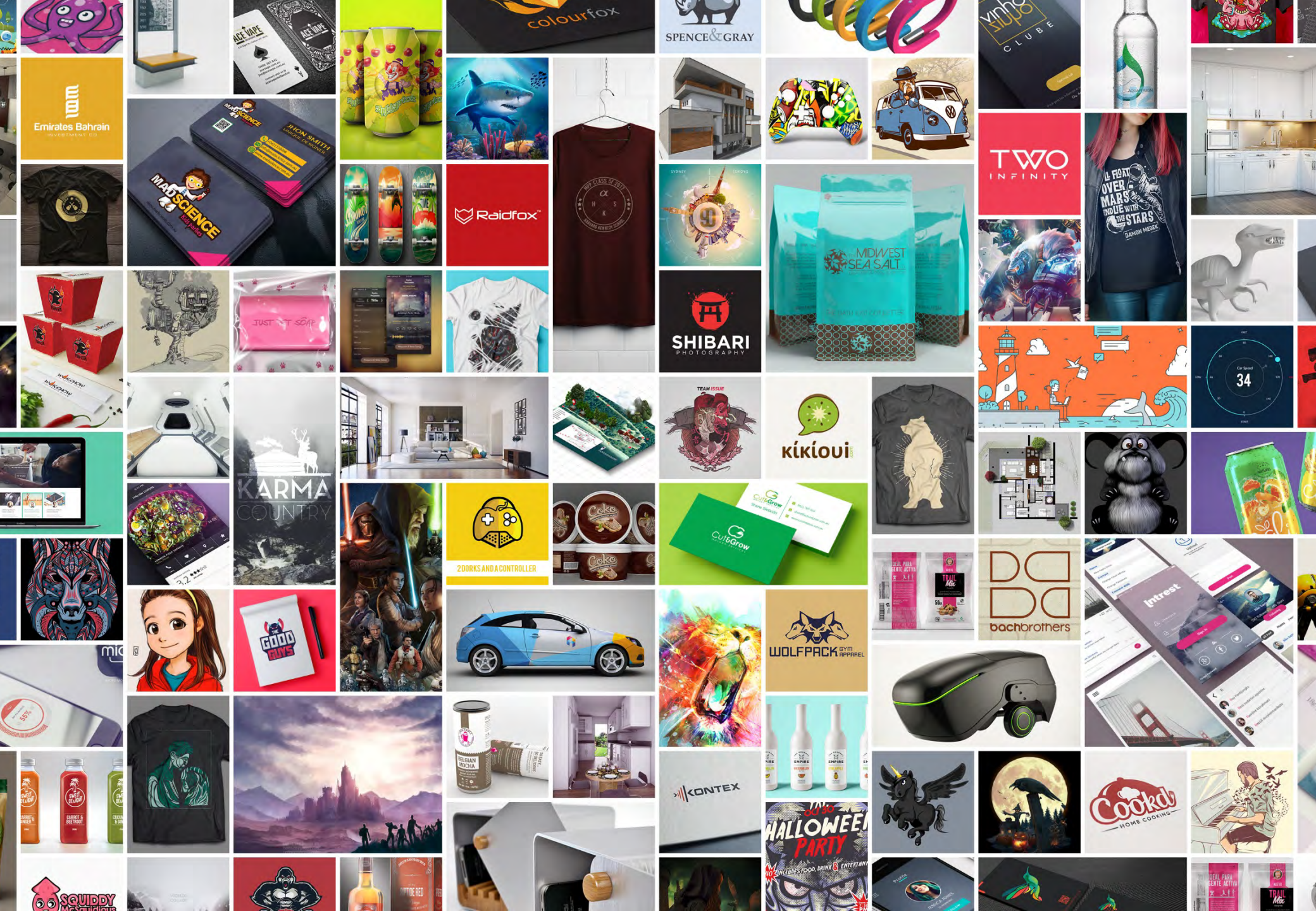
Adam Byrnes is responsible for expanding Freelancer across the world, particularly into markets that are dominated by non-english native speakers, such as Asia and Latin-America. He leads teams in public relations, content, marketing and translation, and has been responsible for launching Freelancer's websites internationally, including 40 dedicated regional sites and 31 languages.

Sebastián Siseles is responsible for creating, communicating, maintaining, and aligning the company's international expansion strategy for long-term. An Argentine entrepreneur with an MBA from the University of Pittsburgh, Sebastián has a background in law specialising in corporate finance and M&A



Freelancer Limited

JOB EXAMPLES



3D rendering of a villa from 2D floor plan for \$100

Bids	Avg Bid (USD)	Project Budget (USD)
64	\$114	\$30 - \$250

COMPLETED

Project Description

We are building a resort and this will be the first step in designing this resort. Once I am satisfied with the work, I will reward site plan and villa allocation, reception design, restaurant and bar etc. Please note I would like my villa to look like the attached sample picture to show it to the owner. Please fill free to add your creativity if you choose but keep within the theme.

Project offered by:

☆☆☆☆☆ 0.0 (0 Reviews)

VERIFIED

Skills required

3D Design, Building Architecture, Creative Design, Home Design, Interior Design

[Post a Project like this](#)

Project ID: 6900309
[Report Project](#)



3D Rendering of a Villa from 2D Floor Plan

By jlacepe

US\$100

1.6k

7

20

FREELANCERS AWARDED	REPUTATION	BUDGET (USD)
 jlacepe · 2 days ago Portfolio Accepted	 5.0 \$ 5.4 5 Reviews 100% Completion Rate	\$100 in 4 days Hire Me!



Website for Fresh Futures for \$277

Bids	Avg Bid (AUD)	Project Budget (AUD)	COMPLETED
36	\$174	\$30 - \$250	

Project Description

Fresh Futures requires a website design of its existing page. We need only 3 - 5 pages to be created and designed. All colours and decision have been made. you will be required to provide us with all files and photos at the end of the project and work with us until your images have been uploaded and finished designing.

About the employer

★★★★★ 5.0 (8 Reviews)

VERIFIED

Skills required

Graphic Design, User Interface / IA, Website Design

[Post a Project like this](#)

Project ID: 5497032
[Report Project](#)



Website for Fresh Futures
By Only1Design AU\$277

155.9k 1 32

FREELANCERS AWARDED	REPUTATION	BID (AUD)
Only1Design · 4 months ago	★★★★★ 4.9 \$ 6.3 46 Reviews 69% Completion Rate	\$277 in 3 days Hire Me!
Portfolio 		
Completed - Freelancer not yet rated		



Paper towel design and render for CAD \$55

Bids	Avg Bid (CAD)	Project Budget (CAD)	COMPLETED
12	\$56	\$10 - \$50	

Project Description

Design of a Paper Towel holder.
Dimensions 11" x 1.625" dia

The design needs to be unique and modern. Completed in 7 days.
3-4 designs required
You must include:

- STEP or IGES file format
- Rendering
- STL
- Description explaining your design

Skills required

3D Animation, 3D Modelling, 3D Rendering

Additional Files: Example.jpg

[Post a Project like this](#)

Project ID: 5486257
[Report Project](#)

About the employer:
★★★★★ 5.0 (9 Reviews)
 VERIFIED



Paper Towel Design and Render

By Blucero

CAD\$55

1.3k

6

15

FREELANCERS AWARDED	REPUTATION	BID (CAD)
 Blucero - hace un año	★★★★★ 5.0 \$ 1.3 1 Review 100% Completion Rate	\$55 in 3 days Hire Me!

Completed - Freelancer rated

[Portfolio](#)



[/ My Projects /](#)

OPEN · 6 DAYS LEFT

Create a logo for Raidfox

\$500 USD[Description](#)[Entries](#)[Handover](#)

100%

[Promote My Contest](#)

435 Total Entries

View: (435) All Entries

Sort by: Relevance

by paxslg
Entry #70

★★★★★ 2 8

by paxslg
Entry #156

★★★★★ 2 0

by Starwinner
Entry #304

★★★★★ 1 12

by taganherbord
Entry #76

★★★★★ 1 1

by thefrenzilicious
Entry #435

★★★★★ 1 5

by rashedhannani
Entry #163

★★★★★ 1 0

by taganherbord
Entry #340

★★★★★ 1 1

by nixRa
Entry #200

★★★★★ 1 2

[Home](#) / [My Projects](#) /

OPEN · 6 DAYS LEFT

3D Rendering of my penthouse

\$177 USD

[Description](#)[Entries](#)[Handover](#)

100%

[Promote My Contest](#)

30 Total Entries

View: (30) All Entries

Sort by: Relevance



by archmamun
Entry #30

★★★★★ 2 8



by SDBcIndia
Entry #9

★★★★★ 2 0



by asviridenko92
Entry #8

★★★★★ 1 12



by WaOne1987
Entry #26

★★★★★ 1 1



by epinagar
Entry #27

★★★★★ 1 5



by epinagar
Entry #20

★★★★★ 1 0



by archmamun
Entry #12

★★★★★ 1 1



by SDBcIndia
Entry #10

★★★★★ 1 2



Design me Metallic Street Furniture

€374 EUR

[Description](#)[Entries](#)[Handover](#)

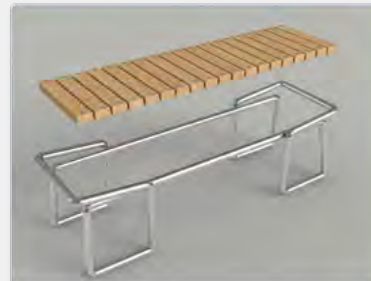
100%


[Promote My Contest](#)

50 Total Entries

View: (50) All Entries

Sort by: Relevance

by kvp77
Entry #43by aniketSS
Entry #38by RajAsodia
Entry #2by BruteF
Entry #1by headplate
Entry #30by aniketSS
Entry #50by kvp77
Entry #3by zacky250
Entry #11



[My Projects](#)

OPEN · 6 DAYS LEFT

3D Handrail for an EVA spacewalk

\$50 USD

[Description](#)[Entries](#)[Handover](#)

100%

[Promote My Contest](#)

121 Total Entries

View: (121) All Entries

Sort by: Relevance

by Miguel3D
Entry #11


★★★★★ 5 8

by BlackRiddles
Entry #26

★★★★★ 2 6

by Electrojesus
Entry #28


★★★★★ 16 12

by Jeffersonben
Entry #15

★★★★★ 1 1

by speedmaster96
Entry #19

★★★★★ 1 5

by gml Delhi
Entry #5



★★★★★ 1 3

by seifodias
Entry #3

★★★★★ 1 1


by AlexBrickley
Entry #42

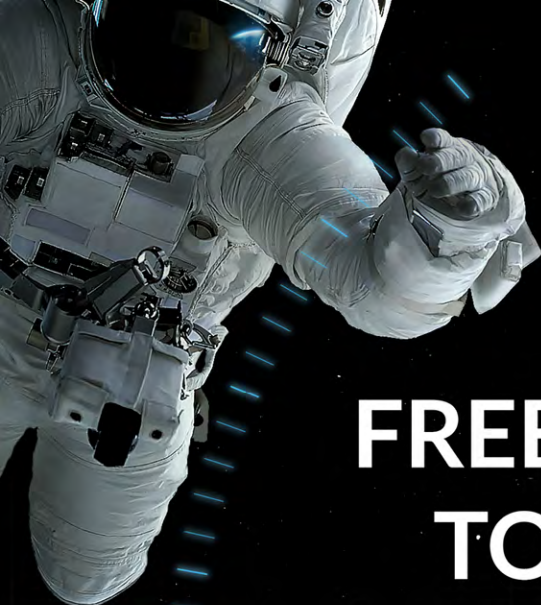
★★★★★ 1 2





**Robonaut 2 delivered February 2011 to the ISS.
Pictured here with Zero-G leg upgrade which will
allow EVA spacewalks via external handrails.**





2016

FREELANCER & NASA TEAM UP TO PUSH THE BOUNDARIES OF HUMAN INNOVATION

In the latest set of challenges, we will be designing a robotic arm for the Astrobee, the next generation of free flying robots on the International Space Station.

50+
CHALLENGES
PLANNED



88
COUNTRIES
PARTICIPATING



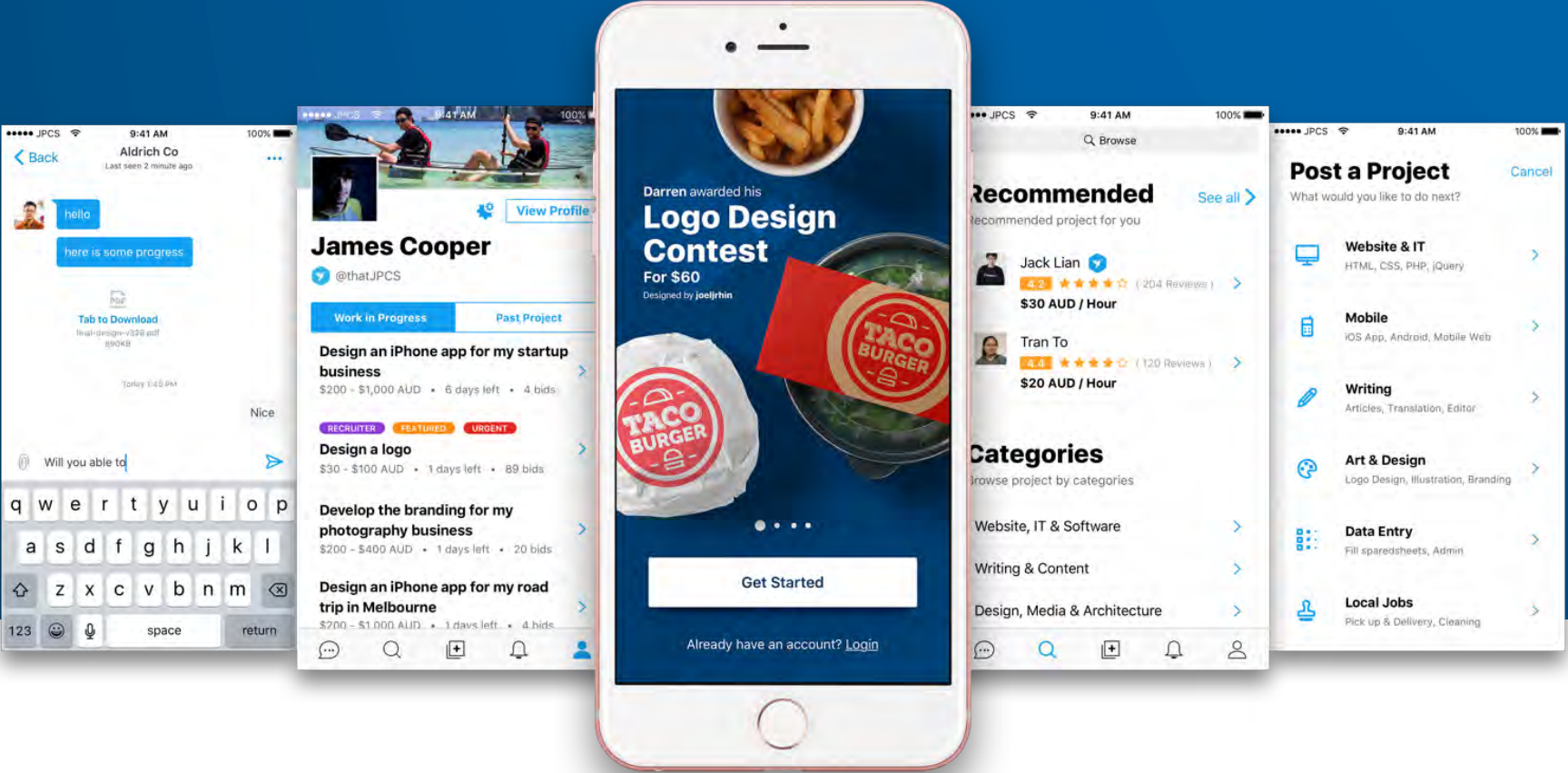
Freelancer Limited

PRODUCT UPDATE

Beautiful Products

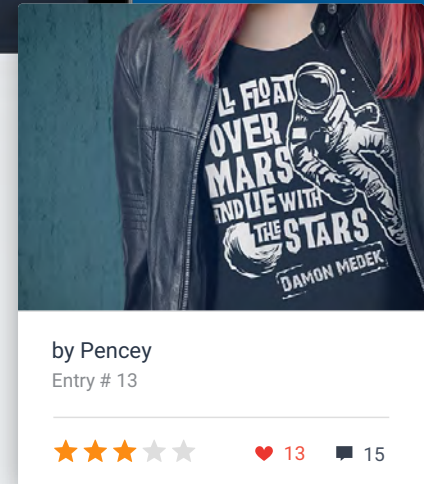
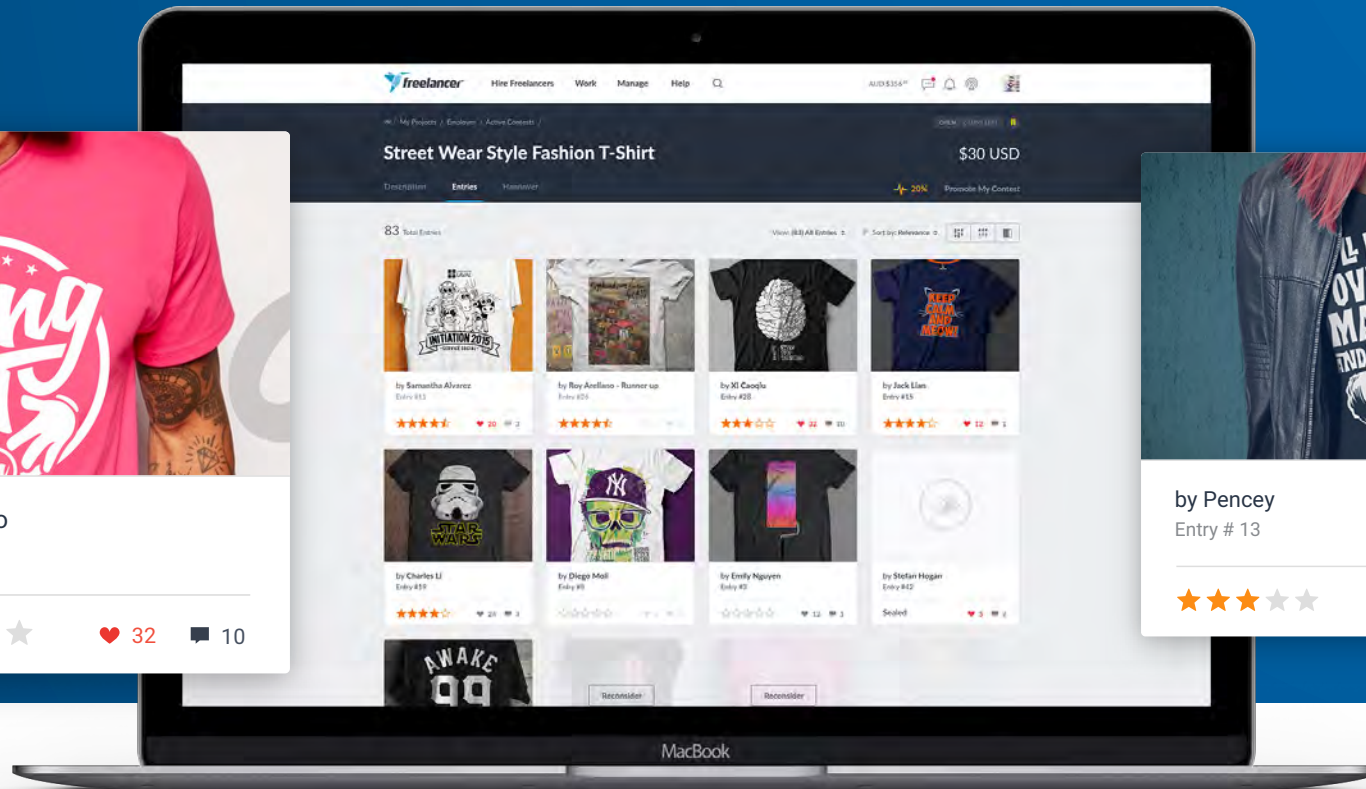
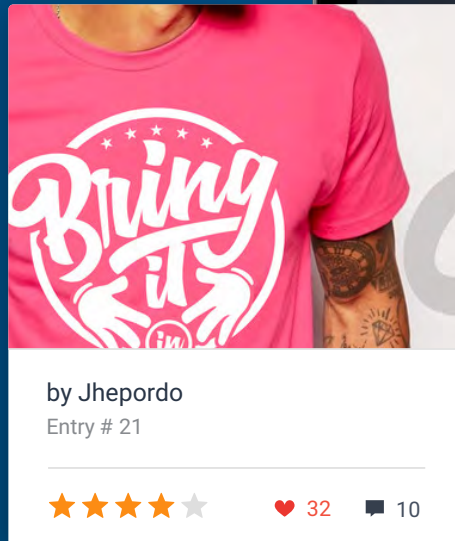


Mobile



82% of projects are now touched by mobile

Contests

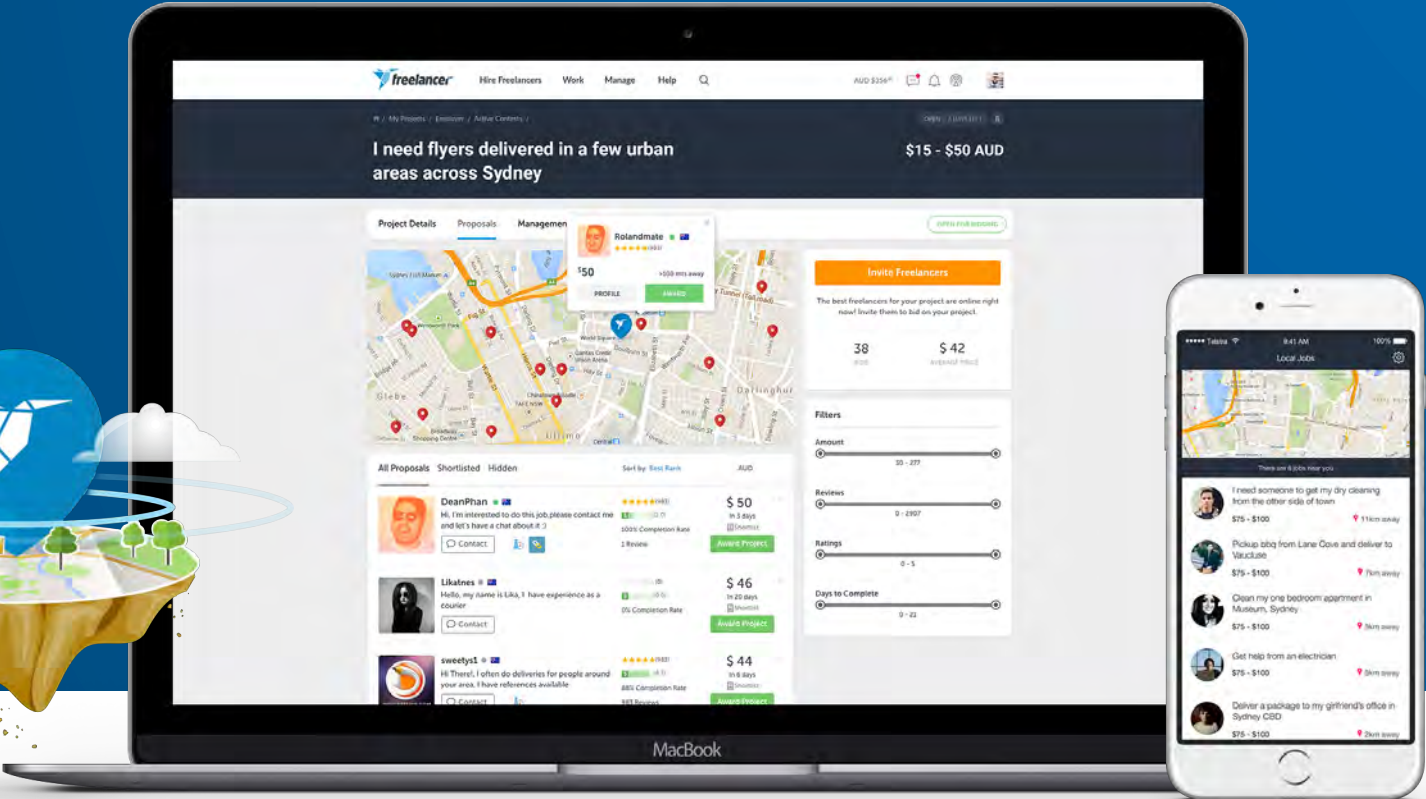


66 entries per contest on average

50% of the contests receive their first entry in the first hour

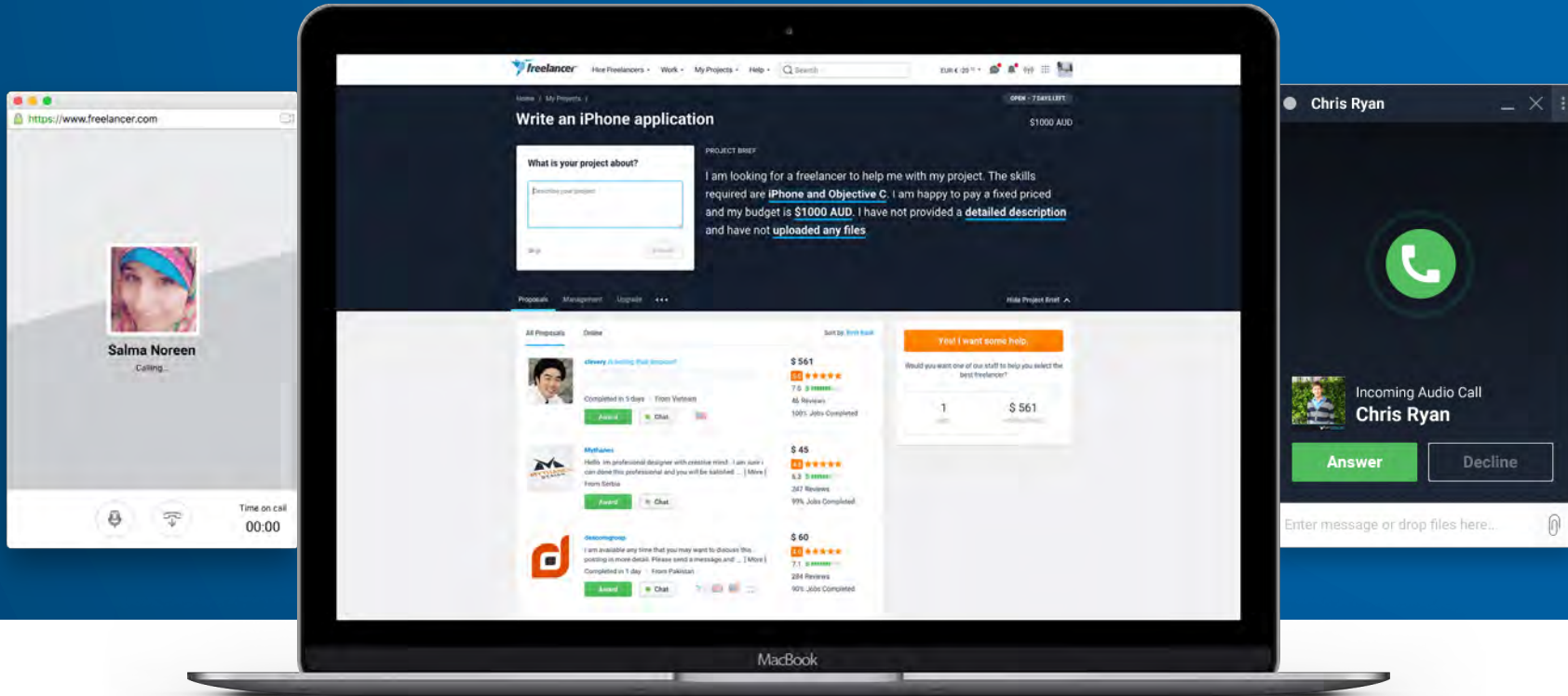
Give feedback and get exactly what you need with real time chat

Local Jobs



**60% of local jobs get a quote in under an hour.
Anywhere in the world.**

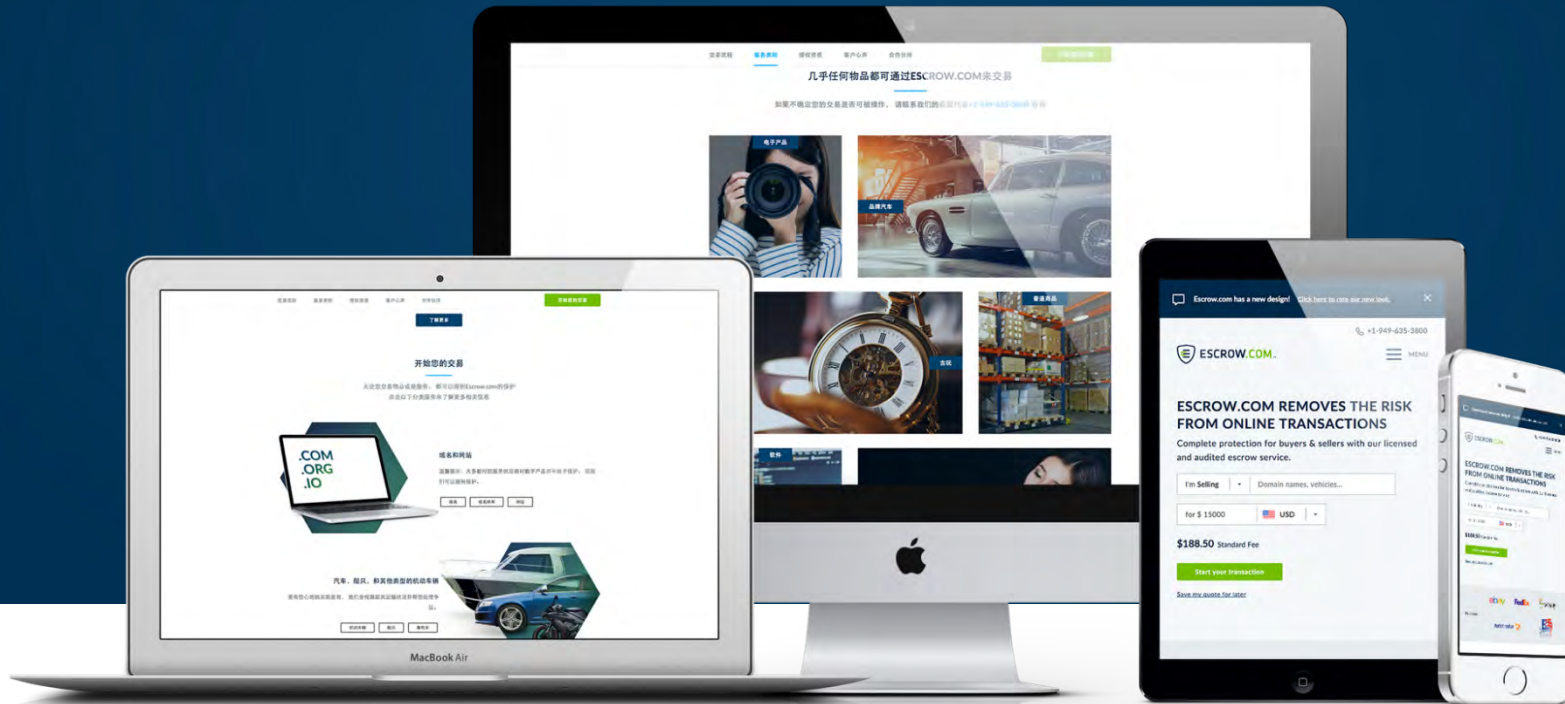
Freelancer Tools



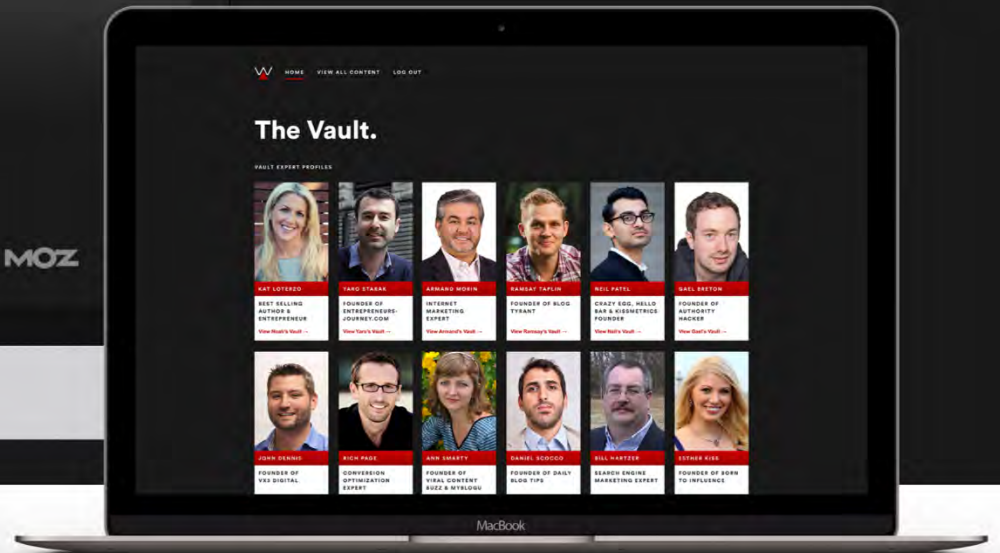
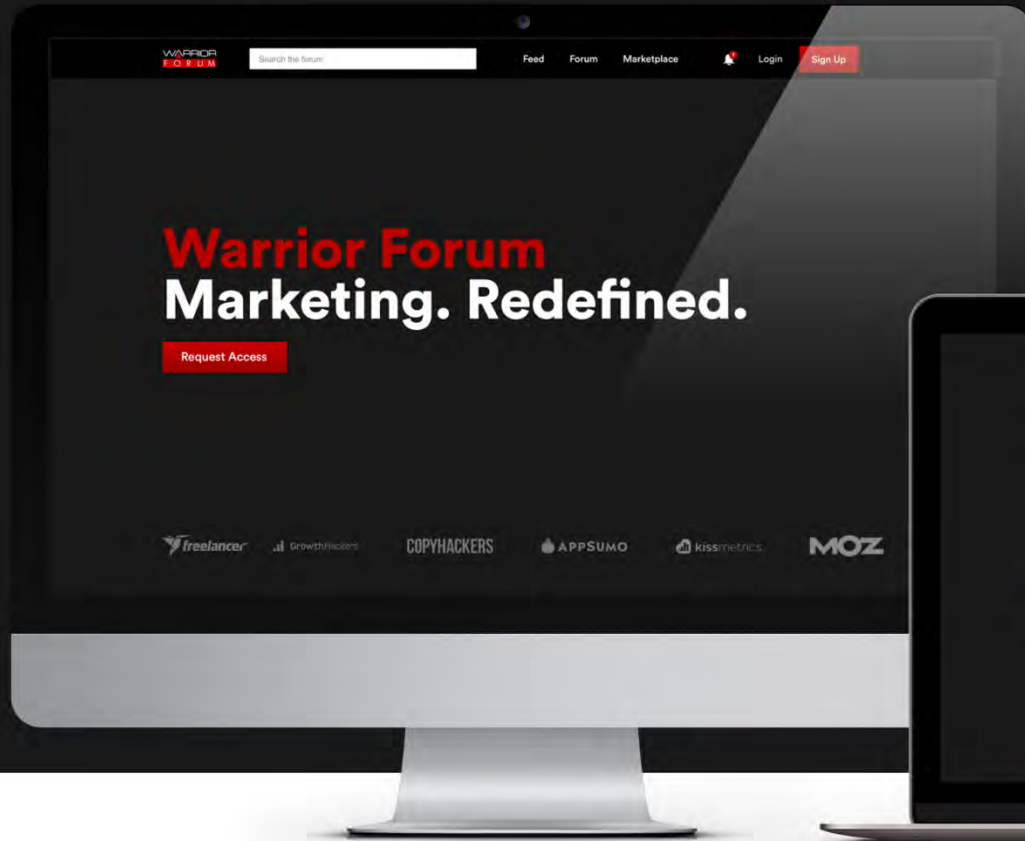
**Improved interface
for project
management**

**48% increase in active
conversations on the
platform (YoY)**

**Audio & video chat
now available**



**1 million users have transacted US\$3 billion
securely through Escrow.com**



The #1 Internet Marketing Forum Since 1997

1,107,939+
USERS

9,765,737+
POSTS

902,008+
DISCUSSIONS

Freelancer Limited

INDUSTRY DRIVERS

The other

55%

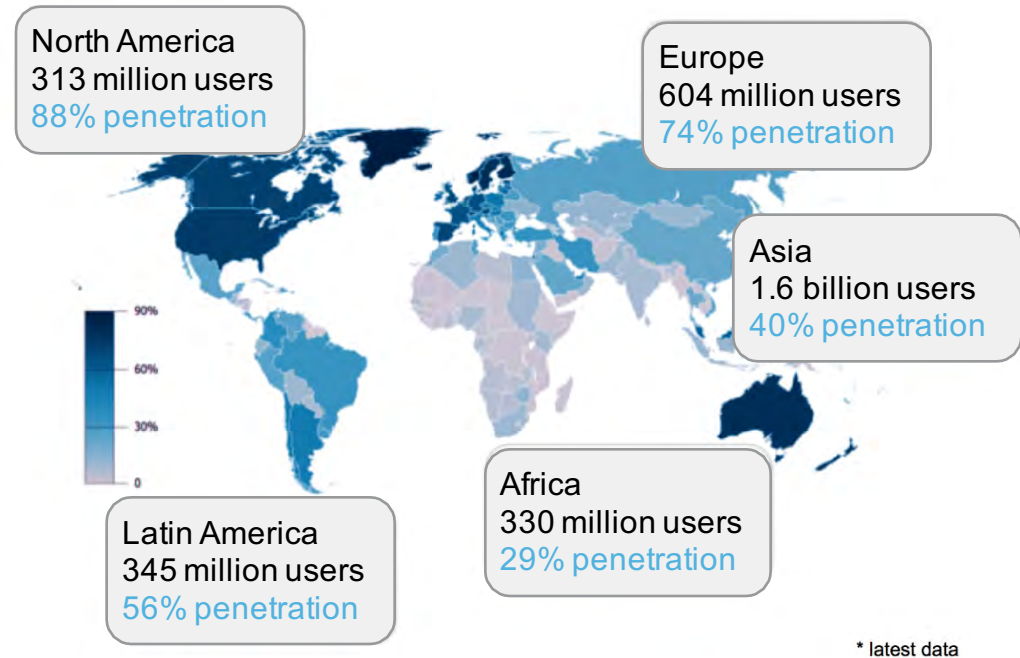
**of the world's
population are
about to join
the Internet.**



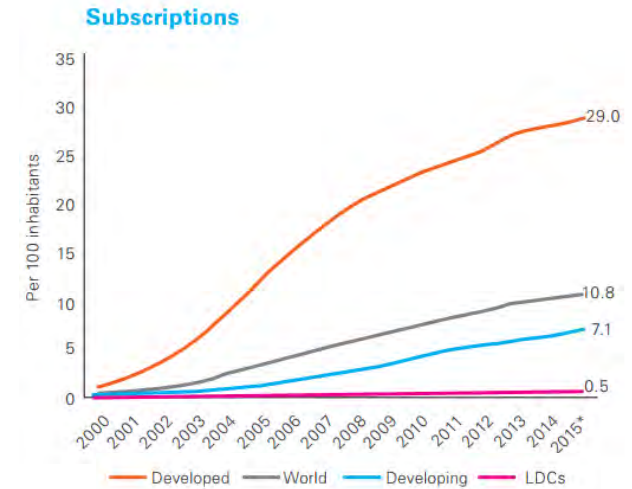
It's 2016

The other four billion are connecting at a tremendous pace

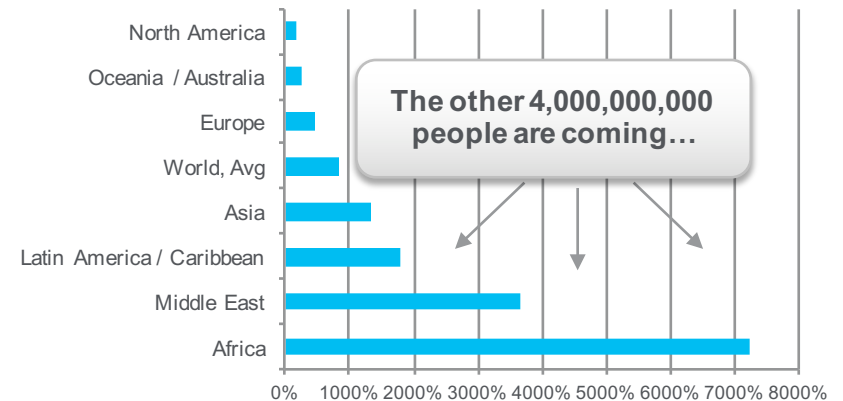
- World population¹: **7,259,902,243**
Number on the Internet: **3,366,261,156 (46.4%)**



Internet Users by Development Level 2005-2015E²



Worldwide Internet Growth 2000-15¹



1. Source: Internet World Stats (Jan 2016)
2. International Telecommunications Union (<https://www.itu.int/en/ITU-D/Statistics/Documents/facts/ICTFactsFigures2015.pdf>)



Developing world self-educating to raise socio-economic status

The wealth of human knowledge is available online

- Five billion people live on \$10 a day or less

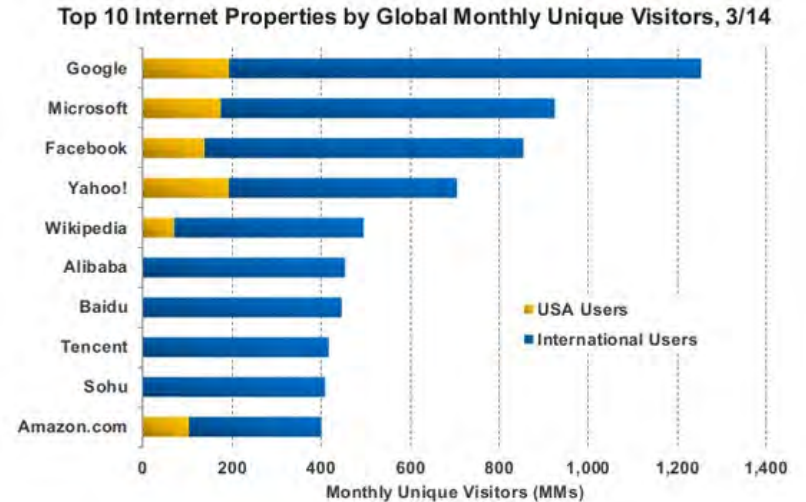


- The first thing they are looking to do online is raise their socio-economic status
- But it's never been easier to learn a trade
 - The wealth of human knowledge is available online
 - A revolution is also occurring in online education: Coursera, Udacity, Khan Academy, edX



- The other 4 billion are rapidly self educating
- \$10 per day to \$10 an hour+

86% of users of top 10 US sites are already foreign¹



Twice as many Chinese on the Internet as Americans²

Rank	Country	2008-2012 Internet User Adds (MMs)	2012 Internet Users (MMs)	Y/Y Growth	Population Penetration
1	China	264	564	10%	42%
2	India	88	137	26	11
3	Indonesia	39	55	58	23
4	Iran	35	42	205	55
5	Russia	33	70	6	49
6	Nigeria	31	48	15	30
7	Philippines	28	34	32	35
8	Brazil	27	88	6	45
9	Mexico	19	42	9	37
10	USA	18	244	3	78
11	Argentina	17	28	57	68
12	Egypt	17	30	11	38
13	Colombia	14	25	39	54
14	Turkey	13	35	17	47
15	Vietnam	12	31	7	35
Top 15		654	1,473	15%	34%
World		902	2,406	8%	34%

1. Source: comScore Global, 8/11.

2. Source: International Telecommunications Union, ICT Facts and Figures 2013; CNNIC, 31 December 2012.





@pufutama



Bandung, Indonesia - 9 am

Member since January, 2014

6 Recommendations

pufutama

Illustrator | 2D Animator | Concept Artist

Passionate award winning Director and Animator, with strong ability to translate from written descriptions or early concepts into more refined Illustrations, 2D Animations, as well as App and Game Assets.

My specialities include, but are not limited to, the following:

- 2D & 2,5D Animation & Motion Graphics
- Background Design
- Character Design
- Concept Design
- Cartoon
- Drawing
- Illustration
- Storyboard



Hire Me

\$ 17 USD/hr

4.8 35 Reviews

5.6

81% Jobs Completed

100% On Budget

84% On Time

16% Repeat Hire Rate

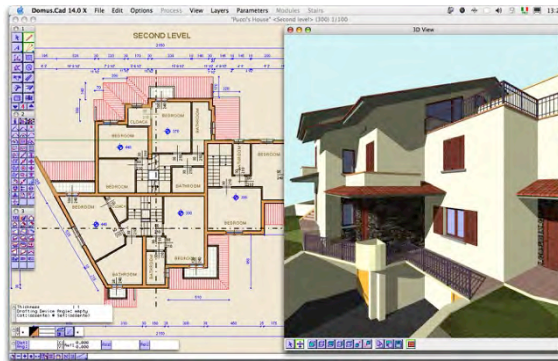
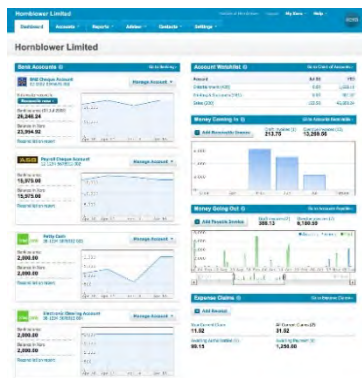
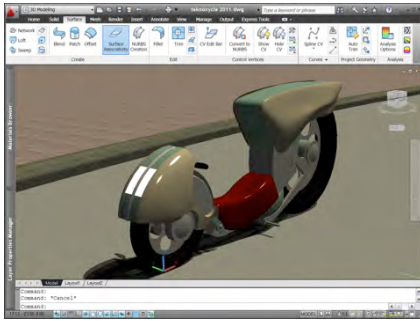
[Read more](#)



Software is eating the world

"We are in the middle of a dramatic and broad technological and economic shift in which software companies are poised to take over large swathes of the economy"¹

- Every industry is being disrupted rapidly, and becoming dominated by software companies
- White collar job functions are all headed to software, and moving into the cloud



Advertising



Physical



Software

Telecommunications



Physical

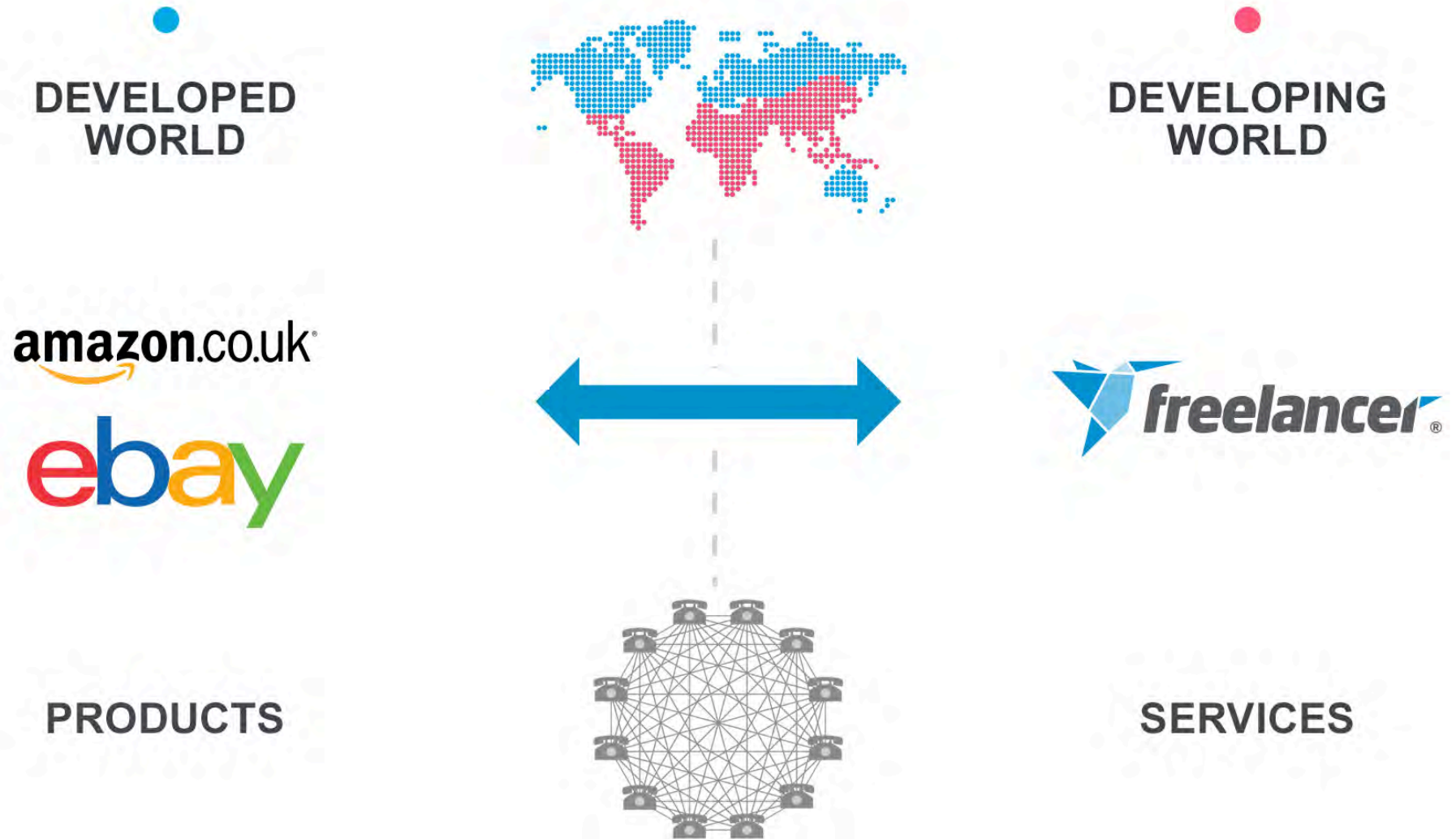


Software

1. Marc Andreessen, Wall Street Journal, Why Software is Eating the World, 20 August 2011.



The world is repeating itself 20 years later



Freelancer Limited

ESCROW.COM



ESCROW.COM™


Payments you can trust.

The world's #1 provider of
secure online payments.


US\$3 billion of
transactions protected.



Escrow.com's Online Economy in 2014



Escrow.com's Online Economy in 2015




You wouldn't sell your car with PayPal

The screenshot shows a forum thread on the PayPal Community Help Forum. The thread is titled "Car Purchase Scam" and is posted by a user named "garden designer". The post content describes a suspicious buyer on eBay who requested payment via PayPal and a courier to collect the car, leading the poster to suspect a scam. The thread has 6 kudos and a "Reply" button. A red circle highlights the main post content. To the right, there are sections for "New Solutions" and "Top Tags".

PayPal Community Help Forum

PayPal Home PayPal Help Sign in

PayPal > UK Community > Managing my account > Access and security > Car Purchase Scam

 **Car Purchase Scam**
on 09-06-2013 04:13 PM

garden designer Member
Posts: 2
Kudos: 6
Accepted Solutions: 0

I have become suspicious about a buyer for our car we had for sale on ebay 'Jodie Williams' is the email name requesting that the sale only be undertaken through paypal and that a courier would collect the car. They have asked no details about the car other than agreeing to pay the full price. Having become suspicious I searched the internet and found a few threads relating to this person 'wjodie401' . I think it is part of the same scam others have mentioned. so please beware

Everyone's Tags: [we have also been subje...](#) [which is supermans mi...](#) [View All \(2\)](#)

6 Kudos Options Reply

New Solutions

[My Account Suddenly Became Chinese.. and locked !!](#) Tsaggos

[PLEASE HELP ME](#) Access and security cheshiresean

[Find More Solutions](#)

Top Tags

In fact, eBay doesn't think so either: “Important: Only use Escrow.com”

The screenshot shows the eBay Help page for 'Using escrow services for eBay Motors vehicle purchases'. The page is titled 'Help' and has a breadcrumb trail: Home > Help Topics > Payment & shipping > Paying for items > Using escrow services. The main content area is titled 'Using escrow services for eBay Motors vehicle purchases' and includes a search bar for help pages. A red circle highlights the following text:

Important: Only use Escrow.com.
Using [Escrow.com](#) can help keep buyers and sellers safe from fraud. When you use Escrow.com, they collect the money from the buyer and hold it until the buyer and seller agree that the terms of the sale have been met. Once both parties are satisfied, Escrow.com sends the payment to the seller. Escrow.com is licensed and regulated company, and the only escrow service that can be used for eBay transactions.

Escrow is available for any purchase, but typically is used for eBay Motors

The page also features a sidebar with 'Browse help' categories, a 'Contact us' section, and an 'Ask eBay members' section.

Escrow.com

is used to secure a wide range
of transaction types



Domains



Antiques



Computer Equipment



Jewellery



Motorcycles



Consultants



Boats



Classic Cars



Contractors



Refurbished Equipment



Websites



Heavy Equipment



IT Services



Copyrights



Electronics



Legal Services



RVs



Wholesale Goods



Musical Instruments



Auction Items

Audited

Licensed

Bonded



0%
chargebacks

Escrow.com is the only licensed, bonded & audited secure online solution that protects both the buyer and the seller with a simple, 5-step trust process

1 — 2 — 3 — 4 — 5



Buyer & seller agree to terms

Both parties agree to terms of the transaction, which includes a description of the merchandise, sale price, number of days for the buyers inspection, and any shipping information.



Buyer pays Escrow.com

The buyer submits funds via available payment options. Escrow.com verifies the payment. Processing time varies by payment method.



Seller ships merchandise

Upon payment verification, the seller is authorized to ship merchandise to the buyer and submit tracking information. Escrow.com verifies that the buyer receives the shipment.



Buyer accepts the merchandise

The buyer has set a number of days for merchandise inspection and the option to accept or reject the merchandise.



Escrow.com pays the seller

Upon buyer's approval of merchandise or expiration of inspection period, Escrow.com pays the seller by the method selected by the seller. The transaction is then complete.

**Escrow.com
secures
transactions from
\$100 to
\$10,000,000+**

**Transact in
US Dollars or
Euros**



1975 Piper PA-23-250 securely sold through Escrow.com



2004 Fountain 38 LX securely sold through Escrow.com



2003 Ferrari Enzo securely sold through Escrow.com

**Escrow.com
makes import /
export simple**

**No more
expensive &
complicated
letters of credit**



Industrial & heavy equipment sold through Escrow.com



**2014 FANUC
Industrial Robot**



**2006 Caterpillar
D5N Dozer**





**Escrow.com protects the sale
of jewellery and fine art including
the purchase of Andy Warhol's
"Queen Elizabeth Suite"**

Escrow.com also protects the supply of services such as holiday rentals or designing a website




Where the Internet is bought and sold



UBER

Uber.com



snapchat

Snapchat.com



SPACE X

SpaceX.com



Twitter.com



Instagram

Instagram.com



freelancer

Freelancer.com



Gmail

Gmail.com



foursquare

Foursquare.com



WeChat

WeChat.com



slack

Slack.com



Chrome.com



WARRIOR FORUM

WarriorForum.com
& Business



WORDPRESS

Wordpress.com



Medicare.com

Medicare.com



LOTTO

Lotto.com



dating.com

Dating.com



California.com

California.com



Outlook.com

Outlook.com



FullTilt.com



InternetBrands.com



Centurion.com



Hulu.com



Orbitz.com



Upwork.com



Important notice and disclaimer

This presentation has been prepared by Freelancer Limited (ACN 141 959 042) (**Freelancer** or the **Company**). The information contained in this presentation is current at the date of this presentation. The information is a summary overview of the current activities of the Company and does not purport to be all inclusive or to contain all the information that a prospective investor may require in evaluating a possible investment. This presentation is for general information purposes and is not intended to be and does not constitute a prospectus, product disclosure statement, pathfinder document or other disclosure document for the purposes of the Corporations Act 2001 (Cth) (**Corporations Act**) and has not been, and is not required to be, lodged with the Australian Securities & Investments Commission. It is to be read in conjunction with the Company's disclosures lodged with the Australian Securities Exchange, including the Company's full year results lodged with the Australian Securities Exchange on 23 February 2016.

The material contained in this presentation is not, and should not be considered as, financial product or investment advice. This presentation is not (and nothing in it should be construed as) an offer, invitation, solicitation or recommendation with respect to the subscription for, purchase or sale of any security in any jurisdiction, and neither this document nor anything in it shall form the basis of any contract or commitment. This presentation is not intended to be relied upon as advice to investors or potential investors and does not take into account the investment objectives, financial situation or needs of any particular investor which need to be considered, with or without professional advice, when deciding whether or not an investment is appropriate.

This presentation contains information as to past performance of the Company. Such information is given for illustrative purposes only, and is not – and should not be relied upon as – an indication of future performance of the Company. The historical information in this presentation is, or is based upon, information contained in previous announcements made by the Company to the market.

Forward looking statements

This document contains certain "forward-looking statements". The words "anticipate", "believe", "expect", "project", "forecast", "estimate", "outlook", "upside", "likely", "intend", "should", "could", "may", "target", "plan" and other similar expressions are intended to identify forward-looking statements. Indications of, and guidance on, future earnings and financial position and performance, including Freelancer's FY15 outlook, are also forward-looking statements, as are statements regarding Freelancer's plans and strategies and the development of the market.

Such forward-looking statements are not guarantees of future performance and involve known and unknown risks, uncertainties and other factors, many of which are beyond the control of Freelancer, which may cause actual results to differ materially from those expressed or implied in such statements.

Freelancer cannot give any assurance or guarantee that the assumptions upon which management based its forward-looking statements will prove to be correct or exhaustive beyond the date of its making, or that Freelancer's business and operations will not be affected by other factors not currently foreseeable by management or beyond its control. Such forward-looking statements only speak as at the date of this announcement and Freelancer assumes no obligation to update such information. The release, publication or distribution of this presentation in jurisdictions outside Australia may be restricted by law. Any failure to comply with such restrictions may constitute a violation of applicable securities laws.

Non-IFRS information

This presentation includes certain financial measures that are not recognised under Australian Accounting Standards (**AAS**) or International Financial Reporting Standards (**IFRS**). Such non-IFRS financial measures do not have a standardised meaning prescribed by AAS or IFRS and may not be comparable to similarly titled measures presented by other entities, and should not be construed as an alternative to other financial measures determined in accordance with AAS or IFRS. The information is presented to assist in making appropriate comparisons with prior periods and to assess the operating performance of the business. Freelancer uses these measures to assess the performance of the business and believes that information is useful to investors. Gross Payment Volume, EBITDA, and EBIT have not been audited or reviewed. Recipients are cautioned not to place undue reliance on any non-IFRS financial measures included in this presentation.

All references to dollars are to Australian currency unless otherwise stated.

To the maximum extent permitted by law, Freelancer makes no representation or warranty (express or implied) as to the accuracy, reliability or completeness of any information contained in this document. To the maximum extent permitted by law, Freelancer shall have no liability (including liability to any person by reason of negligence or negligent misrepresentation) for any statements, opinions or information (express or implied), arising out of, contained in or derived from, or for any omissions from this document, except liability under statute that cannot be excluded.

