

FORM 603

Corporations Act 2001

Section 671B

Notice of initial substantial holder**To: Company Name/Scheme: ISENTIA GROUP LIMITED**ACN/ARSN: **167 541 568****1. Details of substantial holder**

Name: Commonwealth Bank of Australia ACN 123 123 124 (CBA) and its related bodies corporate listed in annexure A

The holder became a substantial holder on: **23/11/2016****2. Details of voting power**

The total number of votes attached to all the voting shares in the company or voting interests in the scheme that the substantial holder or an associate had a relevant interest in on the date the substantial holder became a substantial holder are as follows.

Class of securities	Number of securities	Person's votes	Voting power (%)
Fully Paid ordinary shares	7,496,036	7,496,036	3.74

For the Securities (if any) listed below see NOTE 1 at the end of this form

Class of securities	Number of securities	Person's votes	Voting power (%)
Fully Paid ordinary shares	2,703,903	2,703,903	1.35

Class of securities	Number of securities	Person's votes	Voting power (%)
GRAND TOTAL Fully paid ordinary shares	10,199,939	10,199,939	5.09

3. Details of relevant interests

The nature of the relevant interest the substantial holder or an associate had in the following voting securities on the date the substantial holder became a substantial holder are as follows:

Holder of relevant interest	Nature of relevant interest	Class and number of securities
ASB Group Investments Limited Company Number 533945	<p>Relevant interest under paragraph 608(1)(b) and/or 608(1)(c) of the Corporations Act 2001 (Cth), being a relevant interest arising from having the power to control the exercise of the right to vote attached to securities and/or to control the exercise of the power to dispose of securities in its capacity as investment manager, as provided for under its investment mandates, as a life company holding statutory funds and as the responsible entity or manager of a managed investment scheme. In addition, if any OTC derivatives, warrants or other securities (other than ordinary shares or ordinary units (as applicable)) are referred to below in this row, the relevant interest in respect of those securities arises under subsection 608(8) being an accelerated relevant interest held in the same capacity.</p> <p>Nature of relevant interest derived from; ordinary shares 561,615</p>	<p>561,615 Fully paid ordinary shares</p>
Commonwealth Private Limited ACN 125 238 039	<p>Relevant interest under paragraph 608(1)(b) and/or 608(1)(c) of the Corporations Act 2001 (Cth), being a relevant interest arising from having the power to control the exercise of the right to vote attached to securities and/or to control the exercise of the power to dispose of securities in its capacity as investment manager (as provided for under its investment mandates). In addition, if any OTC derivatives, warrants or other securities (other than ordinary shares or ordinary units (as applicable)) are referred to below in this row, the relevant interest in respect of those securities arises under subsection 608(8) being an accelerated relevant interest held in the same capacity.</p> <p>Nature of relevant interest derived from; ordinary shares 295,408</p>	<p>295,408 Fully paid ordinary shares</p>
CBA Markets Limited ACN 003 485 952	<p>Relevant interest under paragraph 608(1)(b) and/or 608(1)(c) of the Corporations Act 2001 (Cth), being a relevant interest arising as a result of having the power to control the exercise of the right to vote attached to securities and/or to control the exercise of the power to dispose of securities in a proprietary capacity (including as a result of underwriting activities). In addition, if any OTC derivatives, warrants or other securities (other than ordinary shares or ordinary units (as applicable)) are referred to below in this row, the relevant interest in respect of those securities arises under subsection 608(8) being an accelerated relevant interest held in the same capacity.</p> <p>Nature of relevant interest derived from; ordinary shares 363,854</p>	<p>363,854 Fully paid ordinary shares</p> <p>(including 3 borrowed from Merrill Lynch International, see Annexure C)</p> <p>(including 284,198 borrowed from Barclays Capital Securities Ltd, see Annexure C)</p>

<p>Avanteos Investments Limited ACN 096 259 979</p>	<p>Relevant interest under paragraph 608(1)(a), 608(1)(b) and 608(1)(c) of the Corporations Act 2001 (Cth), being a relevant interest arising as a result of being the registered holder of the relevant securities in its capacity as a superannuation trustee. In addition, if any OTC derivatives, warrants or other securities (other than ordinary shares or ordinary units (as applicable)) are referred to below in this row, the relevant interest in respect of those securities arises under subsection 608(8) being an accelerated relevant interest held in the same capacity.</p> <p>Nature of relevant interest derived from; ordinary shares 117,900</p>	<p>117,900 Fully paid ordinary shares</p>
<p>Colonial First State Investments Limited (Note 1) ACN 002 348 352</p>	<p>Relevant interest under paragraph 608(1)(b) and/or 608(1)(c) of the Corporations Act 2001 (Cth), being a relevant interest arising from having the residual power to control the exercise of the right to vote attached to securities and/or to control the exercise of the power to dispose of securities in its capacity as a responsible entity of a managed investment scheme (which managed investment scheme is not managed by either Colonial First State Investments Limited or a related body corporate). In addition, if any OTC derivatives, warrants or other securities (other than ordinary shares or ordinary units (as applicable)) are referred to below in this row, the relevant interest in respect of those securities arises under subsection 608(8) being a residual accelerated relevant interest held in the same capacity. Colonial First State Investments Limited has authorised the manager of each such managed investment scheme to exercise the powers referred to in paragraph 608(1)(b) and/or 608(1)(c) of the Corporations Act 2001 (Cth) in relation to those securities managed by the manager to the exclusion of Colonial First State Investments Limited except for provisions allowing Colonial First State Investments Limited to terminate the agreement with the manager or to exercise those powers where the agreement is terminated.</p> <p>Nature of relevant interest derived from; ordinary shares 2,703,903</p>	<p>2,703,903 Fully paid ordinary shares</p> <p>(including 359,058 borrowed from UBS AG (Agreement 1), see Annexure C)</p> <p>(including 346,173 borrowed from UBS AG (Agreement 2), see Annexure C)</p>
<p>Realindex Investments Pty Limited ACN 133 312 017</p>	<p>Relevant interest under paragraph 608(1)(b) and/or 608(1)(c) of the Corporations Act 2001 (Cth), being a relevant interest arising from having the power to control the exercise of the right to vote attached to securities and/or to control the exercise of the power to dispose of securities in its capacity as investment manager, as provided for under its investment mandates. In addition, if any OTC derivatives, warrants or other securities (other than ordinary shares or ordinary units (as applicable)) are referred to below in this row, the relevant interest in respect of those securities arises under subsection 608(8) being an accelerated relevant interest held in the same capacity.</p> <p>Nature of relevant interest derived from;</p>	<p>532,417 Fully paid ordinary shares</p>

	ordinary shares 532,417	
Commonwealth Bank Officers Superannuation Corporation Pty Limited ACN 074 519 798	<p>Relevant interest under paragraph 608(1)(b) and/or 608(1)(c) of the Corporations Act 2001 (Cth), being a relevant interest arising from having the power to control the exercise of the right to vote attached to securities and/or to control the exercise of the power to dispose of securities in its capacity as trustee for the Officers' Superannuation Fund. In addition, if any OTC derivatives, warrants or other securities (other than ordinary shares or ordinary units (as applicable)) are referred to below in this row, the relevant interest in respect of those securities arises under subsection 608(8) being an accelerated relevant interest held in the same capacity.</p> <p>Nature of relevant interest derived from; ordinary shares 53,003</p>	<p>53,003 Fully paid ordinary shares</p>
Colonial First State Asset Management (Australia) Limited ACN 114 194 311	<p>Relevant interest under paragraph 608(1)(b) and/or 608(1)(c) of the Corporations Act 2001 (Cth), being a relevant interest arising from having the power to control the exercise of the right to vote attached to securities and/or to control the exercise of the power to dispose of securities in its capacity as investment manager (as provided for under its investment mandates). In addition, if any OTC derivatives, warrants or other securities (other than ordinary shares or ordinary units (as applicable)) are referred to below in this row, the relevant interest in respect of those securities arises under subsection 608(8) being an accelerated relevant interest held in the same capacity.</p> <p>Nature of relevant interest derived from; ordinary shares 5,571,839</p>	<p>5,571,839 Fully paid ordinary shares</p>
Colonial First State Investments Limited ACN 002 348 352	<p>Relevant interest under paragraph 608(1)(b) and/or 608(1)(c) of the Corporations Act 2001 (Cth), being a relevant interest arising from having the power to control the exercise of the right to vote attached to securities and/or to control the exercise of the power to dispose of securities in its capacity as a responsible entity of a managed investment scheme (which managed investment scheme is managed by Colonial First Statement Investments Limited or a related body corporate). In addition, if any OTC derivatives, warrants or other securities (other than ordinary shares or ordinary units (as applicable)) are referred to below in this row, the relevant interest in respect of those securities arises under subsection 608(8) being an accelerated relevant interest held in the same capacity.</p> <p>Nature of relevant interest derived from; ordinary shares 8,973,254</p>	<p>8,973,254 Fully paid ordinary shares</p> <p>(including 359,058 borrowed from UBS AG (Agreement 1), see Annexure C)</p> <p>(including 346,173 borrowed from UBS AG (Agreement 2), see Annexure C)</p>
ASB Group Investments Limited Company Number 533945	<p>Relevant interest under paragraph 608(1)(b) and/or 608(1)(c) of the Corporations Act 2001 (Cth), being a relevant interest arising from having the power to control the exercise of the right to vote attached to securities</p>	<p>623,626 Fully paid ordinary shares</p>

	<p>and/or to control the exercise of the power to dispose of securities in its capacity as investment manager, as provided for under its investment mandates, as a life company holding statutory funds and as the responsible entity or manager of a managed investment scheme. In addition, if any OTC derivatives, warrants or other securities (other than ordinary shares or ordinary units (as applicable)) are referred to below in this row, the relevant interest in respect of those securities arises under subsection 608(8) being an accelerated relevant interest held in the same capacity.</p> <p>Nature of relevant interest derived from; ordinary shares 623,626</p>	
<p>Colonial First State Asset Management (Australia) Limited ACN 114 194 311</p>	<p>Relevant interest under paragraph 608(1)(b) and/or 608(1)(c) of the Corporations Act 2001 (Cth), being a relevant interest arising from having the power to control the exercise of the right to vote attached to securities and/or to control the exercise of the power to dispose of securities in its capacity as investment manager (as provided for under its investment mandates). In addition, if any OTC derivatives, warrants or other securities (other than ordinary shares or ordinary units (as applicable)) are referred to below in this row, the relevant interest in respect of those securities arises under subsection 608(8) being an accelerated relevant interest held in the same capacity.</p> <p>Nature of relevant interest derived from; ordinary shares 5,509,828</p>	<p>5,509,828 Fully paid ordinary shares</p>

4. Details of present registered holders

The persons registered as holders of the securities referred to in paragraph 3 above are as follows

Holder of relevant interest	Registered holder of securities	Person entitled to be registered as holder	Class and number of securities
ASB Group Investments Limited Company Number 533945	Citicorp Nominees Pty Limited (Australia)		561,615 Fully paid ordinary shares
Commonwealth Private Limited ACN 125 238 039	Avanteos Investments Limited		295,408 Fully paid ordinary shares
CBA Markets Limited ACN 003 485 952	Share Direct Nominees Pty Limited		363,854 Fully paid ordinary shares
Avanteos Investments Limited ACN 096 259 979	Avanteos Investments Limited		117,900 Fully paid ordinary shares
Colonial First State Investments Limited (Note 1) ACN 002 348 352	Citicorp Nominees Pty Limited (Australia)		1,805,155 Fully paid ordinary shares
Colonial First State Investments Limited (Note 1) ACN 002 348 352	UBS Nominees Pty Ltd		705,231 Fully paid ordinary shares
Colonial First State Investments Limited (Note 1) ACN 002 348 352	Citibank N A Hong Kong		193,517 Fully paid ordinary shares
Realindex Investments Pty Limited ACN 133 312 017	Citibank N A Hong Kong		532,417 Fully paid ordinary shares
Commonwealth Bank Officers Superannuation Corporation Pty Limited ACN 074 519 798	Citicorp Nominees Pty Limited (Australia)		53,003 Fully paid ordinary shares
Colonial First State Asset Management (Australia) Limited ACN 114 194 311	Citicorp Nominees Pty Limited (Australia)		3,800,869 Fully paid ordinary shares
Colonial First State Asset Management (Australia) Limited ACN 114 194 311	BNP Paribas Securities		44,284 Fully paid ordinary shares
Colonial First State Asset Management (Australia) Limited ACN 114 194 311	The Bank of New York Mellon Corp		24,018 Fully paid ordinary shares
Colonial First State Asset Management (Australia) Limited ACN 114 194 311	Citibank N A Hong Kong		1,702,668 Fully paid ordinary shares

5. Consideration

The consideration paid for each relevant interest referred to in paragraph 3 above, and acquired in the four months prior to the day that the substantial holder became a substantial holder is as follows:

Holder of relevant interest	Date of acquisition	Consideration-Cash	Consideration-Non-Cash	Class and number of securities
See annexure B to this notice				

6. Associates

The reasons the persons named in paragraph 3 above are associates of the substantial holder are as follows:

Name and ACN/ARSN (if applicable)	Nature of association
ASB Group Investments Limited Company Number 533945	An indirect wholly-owned subsidiary, and therefore related body corporate, of Commonwealth Bank of Australia
Commonwealth Bank Officers Superannuation Corporation Pty Limited ACN 074 519 798	A direct wholly-owned subsidiary, and therefore related body corporate, of Commonwealth Bank of Australia
Colonial First State Asset Management (Australia) Limited ACN 114 194 311	An indirect wholly-owned subsidiary, and therefore related body corporate, of Commonwealth Bank of Australia
Commonwealth Private Limited ACN 125 238 039	An indirect wholly-owned subsidiary, and therefore related body corporate, of Commonwealth Bank of Australia
Colonial First State Investments Limited ACN 002 348 352	An indirect wholly-owned subsidiary, and therefore related body corporate, of Commonwealth Bank of Australia
Avanteos Investments Limited ACN 096 259 979	An indirect wholly-owned subsidiary, and therefore related body corporate, of Commonwealth Bank of Australia
Realindex Investments Pty Limited ACN 133 312 017	An indirect wholly-owned subsidiary, and therefore related body corporate, of Commonwealth Bank of Australia
Sovereign Services Limited ACN 969417	An indirect wholly-owned subsidiary, and therefore related body corporate, of Commonwealth Bank of Australia
CBA Markets Limited ACN 003 485 952	An indirect wholly-owned subsidiary, and therefore related body corporate, of Commonwealth Bank of Australia
The Colonial Mutual Life Assurance Society Limited ACN 004 021 809	An indirect wholly-owned subsidiary, and therefore related body corporate, of Commonwealth Bank of Australia

7. Addresses

The addresses of persons named in this form are as follows:

Name	Address
ASB Group Investments Limited Company Number 533945	Level 2, ASB North Wharf, 12 Jellicoe Street, Auckland, 1010 , New Zealand
Commonwealth Bank Officers Superannuation Corporation Pty Limited ACN 074 519 798	Level 11 Tower 1, 201 Sussex St Sydney NSW 2001
Colonial First State Asset Management (Australia) Limited ACN 114 194 311	Ground Floor Tower 1, 201 Sussex Street, Sydney, NSW, 2000, Australia
Commonwealth Private Limited ACN 125 238 039	Ground Floor Tower 1, 201 Sussex Street, Sydney, NSW, 2000, Australia
Colonial First State Investments Limited ACN 002 348 352	Ground Floor Tower 1, 201 Sussex Street, Sydney, NSW, 2000, Australia
Avanteos Investments Limited ACN 096 259 979	Ground Floor Tower 1, 201 Sussex Street, Sydney, NSW, 2000, Australia
Realindex Investments Pty Limited ACN 133 312 017	Ground Floor Tower 1, 201 Sussex Street, Sydney, NSW, 2000, Australia
Sovereign Services Limited ACN 969417	Level 2, ASB North Wharf, 12 Jellicoe Street, Auckland, 1010 , New Zealand
CBA Markets Limited ACN 003 485 952	Ground Floor Tower 1, 201 Sussex Street, Sydney, NSW, 2000, Australia
The Colonial Mutual Life Assurance Society Limited ACN 004 021 809	Ground Floor Tower 1, 201 Sussex Street, Sydney, NSW, 2000, Australia

8. Signature

NOTE 1--(This note is relevant to section 2,3,4 and 5)

The relevant interests in these securities:

- a) are/were held by Colonial First State Investments Limited (CFS) as responsible entity of the specified registered managed investment schemes and relate(d) to holdings in connection with the Colonial First State First Choice product range. Decisions to buy/sell those securities and exercise voting rights in relation to those securities are made by managers to whom CFS has outsourced those functions. By instrument dated 29 October 2001 the Australian Securities and Investments Commission ("ASIC") has granted certain relief to CFS and its related bodies corporate for these holdings from the applicable provisions of Chapter 6 of the Corporations Act in relation to the acquisition of or increase in voting power of such securities (the Manager Relief). These managers are not associates of, other than by virtue of an agreement in accordance with the terms of the Manager Relief, the Commonwealth Bank of Australia group; or
- b) are/were held by or for the benefit of specified index funds where the funds have an objective of maintaining a portfolio tracking error less than 0.5% per annum. ASIC has granted certain relief to CFS and its related bodies corporate for these holdings from the applicable provisions of Chapter 6 of the Corporations Act in relation to the acquisition of or increase in voting power of such securities.




Dated the 28 day of November 2016

Carla Collingwood-Company Secretary

Annexure A

This is annexure A referred to in Form 603, Notice of initial substantial holder dated **23/11/2016**



Carla Collingwood

Company Secretary

Dated the 28 November 2016

SCHEDULE

AEGIS CORRECTIONAL PARTNERSHIP PTY LTD	CBA A320 6749 PTY LIMITED
AEGIS LIMITED	CBA A320 AIRCRAFT NO1 PTY LTD
AHL HOLDINGS PTY LIMITED	CBA A330 1427 Pty Ltd
ALTONA V6 PTY LIMITED	CBA A330 1453 PTY LIMITED
ASB BANK LIMITED	CBA AIR A320 2714 PTY LIMITED
ASB CAPITAL LIMITED (NZX-ASBPA)	CBA AIR PTY LTD
ASB CAPITAL NO.2 LIMITED (NZX-ASBPB)	CBA ASSET FINANCE (NZ) LIMITED
ASB FINANCE LIMITED	CBA ASSET HOLDINGS (NZ) LIMITED
ASB FUNDING LIMITED	CBA B377 37091 PTY LTD
ASB GROUP (LIFE) LIMITED	CBA B738 39822 PTY LIMITED
ASB GROUP INVESTMENTS LIMITED	CBA B773 60333 PTY LIMITED
ASB HOLDINGS LIMITED	CBA CAPITAL AUSTRALIA PTY LIMITED
ASB MANAGEMENT SERVICES LIMITED	CBA CAPITAL HOLDINGS INC.
ASB NOMINEES LIMITED	CBA CAPITAL TRUST I
ASB SECURITIES LIMITED	CBA CAPITAL TRUST II
ASKLEPIOS LIMITED	CBA CORPORATE SERVICES (NSW) PTY LIMITED
ASPIRE SCHOOLS FINANCING (QLD) PTY LIMITED	CBA CORPORATE SERVICES (VIC) PTY LIMITED
ASPIRE SCHOOLS HOLDINGS (QLD) PTY LIMITED	CBA EUROPE LIMITED
AUSIEX NOMINEES PTY LIMITED	CBA FUNDING (NZ) LIMITED
AUSTRALIAN INVESTMENT EXCHANGE LIMITED	CBA FUNDING HOLDINGS PTY LTD
AVANTEOS INVESTMENTS LIMITED	CBA FUNDING TRUST I
AVANTEOS PTY LTD	CBA INTERNATIONAL FINANCE PTY. LIMITED
BANK OF HANGZHOU CO. LTD	CBA INTERNATIONAL FINANCIAL SERVICES
BANKWEST FOUNDATION LIMITED	LIMITED (formerly known as COMMBANK
BDELTA VESSEL NO 1 PTY LTD	MANAGEMENT CONSULTING (ASIA) COMPANY
BDELTA VESSEL NO 2 PTY LTD	LIMITED)
BDELTA VESSEL NO 3 PTY LTD	CBA INVESTMENTS (NO.4) LIMITED
BDELTA VESSEL NO 4 PTY LTD	CBA MARKETS LIMITED
BOCOMMLIFE INSURANCE COMPANY LIMITED	CBA MTE RAIL COMPANY PTY LIMITED
BOND INVESTMENTS NO 1 LIMITED	CBA NZ HOLDING LIMITED
BOND INVESTMENTS UK LIMITED	CBA RAIL & TRAM COMPANY PTY LIMITED
BW FINANCIAL ADVICE LIMITED	CBA ROLLING STOCK COMPANY NO.1 PTY
BW SECURITISATION MANAGEMENT PTY LTD	LIMITED
BWA GROUP SERVICES PTY LTD	CBA SA HOLDINGS PROPRIETARY LIMITED
BWA INTELLECTUAL PROPERTY HOLDINGS	CBA SERVICES SINGAPORE PTE LTD
LIMITED	CBA SPECIALISED FINANCING PTY LIMITED
CAPITAL 121 PTY LIMITED	CBA STAFF COMMUNITY FUND LIMITED
CARDS NZ LIMITED	CBA USD FUNDING LIMITED
CBA (EUROPE) FINANCE LTD (IN LIQUIDATION)	CBA USD INVESTMENTS PTY LIMITED
CBA A319 4624 PTY LIMITED	CBFC LEASING PTY. LIMITED
CBA A319 4635 PTY LIMITED	CBFC LIMITED
CBA A320 4077 PTY LTD	CFSPAI EUROPE CO LIMITED (formerly known as
CBA A320 4948 PTY LIMITED	CFSPAI MALTA CO LIMITED)
CBA A320 5156 PTY LIMITED	CFSPAI EUROPE HOLDCO LIMITED (formerly known
CBA A320 5249 PTY LTD	as CFSPAI MALTA HOLDCO LIMITED)
CBA A320 5289 PTY LTD	CHRISTMAS BREAK PTY LTD
CBA A320 5638 PTY LTD	CHULLORA EQUITY INVESTMENT (NO 1) PTY


LIMITED	(YONGCHENG) COUNTY BANK CO. LTD
CHULLORA EQUITY INVESTMENT (NO 2) PTY LIMITED	COMMONWEALTH BANK OF AUSTRALIA
CHULLORA EQUITY INVESTMENT (NO 3) PTY LIMITED	(YONGNIAN) COUNTY BANK CO. LTD
CIPL ARARAT PTY LTD	COMMONWEALTH BANK OFFICERS
CIPL SA SCHOOLS PTY LTD	SUPERANNUATION CORPORATION PTY LIMITED
CISL (NO.1) PTY LIMITED	Commonwealth Custodial Services Pty Ltd
CM-SOMERTON PTY. LTD.	COMMONWEALTH DEVELOPMENT BANK OF AUSTRALIA PTY LIMITED
CMG ASIA LIFE HOLDINGS LIMITED	COMMONWEALTH FINANCIAL PLANNING LIMITED
CMG ASIA PTY LTD	COMMONWEALTH INSURANCE HOLDINGS LIMITED
COLLATERAL LEASING PTY LTD	COMMONWEALTH INSURANCE LIMITED
COLONIAL FIRST STATE ASSET MANAGEMENT (AUSTRALIA) LIMITED	COMMONWEALTH INVESTMENTS PTY LIMITED
COLONIAL FIRST STATE GROUP LIMITED	COMMONWEALTH PRIVATE LIMITED
COLONIAL FIRST STATE INFRASTRUCTURE HOLDINGS LIMITED	COMMONWEALTH SECURITIES LIMITED
COLONIAL FIRST STATE INFRASTRUCTURE MANAGERS (AUSTRALIA) PTY LTD	COMMWEALTH INTERNATIONAL HOLDINGS PTY LIMITED
COLONIAL FIRST STATE INVESTMENTS LIMITED	COMSEC NOMINEES PTY LIMITED
COLONIAL FIRST STATE MANAGED INFRASTRUCTURE LIMITED	CORE EQUITY SERVICES NOMINEES PTY LIMITED
COLONIAL HOLDING COMPANY LIMITED	COUNT FINANCIAL LIMITED
COLONIAL MUTUAL SUPERANNUATION PTY. LTD.	CRYSTAL AVENUE PTY LIMITED
COLONIAL SERVICES PTY LIMITED	CTB AUSTRALIA LIMITED
COMMBANK EUROPE LIMITED	ELLAS CONTAINER SHIP COMPANY 1 PTY LIMITED
COMMBANK MANAGEMENT CONSULTING (SHANGHAI) COMPANY LIMITED	ELLAS CONTAINER SHIP COMPANY 2 PTY LIMITED
COMMFOUNDATION PTY LIMITED	EMERALD HOLDING COMPANY PTY LIMITED
COMMONWEALTH AUSTRALIA SECURITIES LLC	EQUIGROUP HOLDINGS PTY LIMITED
COMMONWEALTH BANK OF AUSTRALIA	FINANCIAL WISDOM LIMITED
COMMONWEALTH BANK OF AUSTRALIA (CHENG'AN) COUNTY BANK CO. LTD.	FINCONNECT (AUSTRALIA) PTY LTD
COMMONWEALTH BANK OF AUSTRALIA (CIXIAN) COUNTY BANK CO. LTD	FIRST STATE CINDA FUND MANAGEMENT COMPANY LIMITED
COMMONWEALTH BANK OF AUSTRALIA (DENGFENG) COUNTY BANK CO. LTD	First State European Diversified Infrastructure Sarl
COMMONWEALTH BANK OF AUSTRALIA (HANDANXIAN) COUNTY BANK CO. LTD.	First State Funds Plc
COMMONWEALTH BANK OF AUSTRALIA (JIYUAN) COUNTY BANK CO. LTD	First State Global Umbrella Fund Public Limited Company
COMMONWEALTH BANK OF AUSTRALIA (LANKAO) COUNTY BANK CO. LTD	FIRST STATE INFRASTRUCTURE MANAGERS (INTERNATIONAL) LIMITED
COMMONWEALTH BANK OF AUSTRALIA (LUANCHENG) COUNTY BANK CO. LTD	First State Investment Management (UK) Limited
COMMONWEALTH BANK OF AUSTRALIA (MIANCHI) COUNTY BANK CO. LTD	FIRST STATE INVESTMENT MANAGERS (ASIA) LIMITED
COMMONWEALTH BANK OF AUSTRALIA (SHEXIAN) COUNTY BANK CO. LTD	First State Investment Services (UK) Limited
COMMONWEALTH BANK OF AUSTRALIA (UK) STAFF BENEFITS SCHEME TRUSTEE COMPANY LIMITED	FIRST STATE INVESTMENTS (HONG KONG) LIMITED
COMMONWEALTH BANK OF AUSTRALIA (WEIXIAN) COUNTY BANK CO. LTD.	FIRST STATE INVESTMENTS (JAPAN) LIMITED
COMMONWEALTH BANK OF AUSTRALIA (WENXIAN) COUNTY BANK CO. LTD	FIRST STATE INVESTMENTS (NZ) LIMITED
COMMONWEALTH BANK OF AUSTRALIA (XINJI) COUNTY BANK CO. LTD	FIRST STATE INVESTMENTS (SINGAPORE)
COMMONWEALTH BANK OF AUSTRALIA (YICHUAN) COUNTY BANK CO. LTD	First State Investments (UK Holdings) Limited
COMMONWEALTH BANK OF AUSTRALIA	First State Investments (UK) Limited
	FIRST STATE INVESTMENTS (US) LLC
	First State Investments Fund Management Sarl
	First State Investments GIP Management Sarl
	FIRST STATE INVESTMENTS HOLDINGS (SINGAPORE) LIMITED
	First State Investments ICVC
	First State Investments International Inc
	First State Investments International Limited
	FIRST STATE NOMINEES (HONG KONG) LIMITED
	FSIB LTD (formerly known as FIRST STATE INVESTMENTS (BERMUDA) LIMITED)
	FSIC Limited (formerly known as First State Investments (Cayman) Limited)
	GT USD FUNDING PTY LIMITED
	HAZELWOOD INVESTMENT COMPANY PTY

LIMITED
 HOMEPAATH PTY LIMITED
 INVERLOCH LEASING PTY LIMITED
 INVESTMENT CUSTODIAL SERVICES LIMITED
 INVESTORWEB.COM. PTY LIMITED
 IWL BROKING SOLUTIONS PTY LIMITED
 IWL PTY LIMITED
 JACQUES MARTIN ADMINISTRATION AND
 CONSULTING PTY LTD
 JACQUES MARTIN PTY. LTD.
 LOFT NO 1 PTY LIMITED
 LOFT NO 2 PTY LIMITED
 LOFT NO.3 PTY LIMITED
 MIS FUNDING NO.1 PTY LIMITED
 MORTGAGE HOLDING TRUST COMPANY LIMITED
 MTE DEBT VEHICLE PTY LTD
 MTE LESSOR 1 PTY LTD
 MTE LESSOR 2 PTY LTD
 MTE LESSOR 3 PTY LTD
 MTE LESSOR 4 PTY LTD
 MTE LESSOR 5 PTY LTD
 MTE NOMINEE PARTNER PTY LTD
 NETSHARE NOMINEES PTY LTD
 NEWPORT LIMITED
 NEWSHELF 1314 (PTY) LTD
 NEWSHELF 1315 (PTY) LTD
 NIMITZ NOMINEES PTY LIMITED
 ORE & OVERBURDEN PTY LIMITED
 PREFERRED CAPITAL PTY LIMITED
 PREMIUM ALTERNATIVE INVESTMENTS PTY
 LIMITED
 PREMIUM CUSTODY SERVICES PTY LTD
 PREMIUM PLANTATIONS PTY LIMITED
 PREMIUM PLANTATIONS SERVICES PTY LTD
 PT BANK COMMONWEALTH
 PT COMMONWEALTH LIFE
 PT FIRST STATE INVESTMENTS INDONESIA
 QILU BANK CO. LTD.
 REALINDEX INVESTMENTS PTY LIMITED
 RELIANCE ACHIEVER PTY LIMITED
 RESIDENTIAL MORTGAGE GROUP PTY LTD
 ROCK & RUBBLE (DEBT VEHICLE) PTY LIMITED
 ROCK & RUBBLE (EXISTING) PTY LIMITED
 ROCK & RUBBLE (NEW) PTY LIMITED
 SAF MINING NO.2 PTY LIMITED
 SAF Mining No1 Pty Limited
 SAFE NO1 PTY LTD
 SAFE NO19 PTY LIMITED
 SAFE NO2 PTY LTD
 SAFE NO3 PTY LTD
 SAFE NO4 PTY LIMITED
 SAFE NO9 PTY LIMITED
 SAFE USD HOLDINGS PTY LTD
 SBN NOMINEES PTY. LIMITED
 SECURITISATION ADVISORY SERVICES PTY.
 LIMITED

SECURITISATION MANAGEMENT SERVICES
 LIMITED
 SECURITY HOLDING INVESTMENT ENTITY LINKING
 DEALS LIMITED
 SENBARY PTY LIMITED
 SHARE DIRECT NOMINEES PTY LIMITED
 SHARE INVESTMENTS PTY LIMITED
 SI Holdings Limited
 SIF RAILWAY NO.1 PTY LIMITED (IN LIQUIDATION)
 SIF RAILWAY NO.2 PTY LIMITED (IN LIQUIDATION)
 SOVEREIGN ASSURANCE COMPANY LIMITED
 SOVEREIGN SERVICES LIMITED
 SOVEREIGN SUPERANNUATION FUNDS LIMITED
 SOVEREIGN SUPERANNUATION TRUSTEES
 LIMITED
 ST ANDREW'S AUSTRALIA PTY LTD
 STATE NOMINEES LTD
 SWAN SECURITISATION FINANCE PTY LIMITED (IN
 LIQUIDATION)
 SWAN SECURITISATION INVESTMENTS PTY LTD
 (IN LIQUIDATION)
 T.W. CUSTODIANS LIMITED
 TANKSTREAM RAIL (BY - 1) PTY LIMITED
 TANKSTREAM RAIL (BY - 2) PTY LIMITED
 TANKSTREAM RAIL (BY - 3) PTY LIMITED
 TANKSTREAM RAIL (BY - 4) PTY LIMITED
 TANKSTREAM RAIL (SW - 1) PTY LIMITED
 TANKSTREAM RAIL (SW - 2) PTY LIMITED
 TANKSTREAM RAIL (SW - 3) PTY LIMITED
 TANKSTREAM RAIL (SW - 4) PTY LIMITED
 TANKSTREAM RAIL (VICTORIA) PTY LIMITED
 THE COLONIAL MUTUAL LIFE ASSURANCE
 SOCIETY LIMITED
 TOTAL KEEN INVESTMENT LIMITED
 TYME CAPITAL PROPRIETARY LIMITED
 TYME INFIELD PROPRIETARY LIMITED (formerly
 know as EDGE FIELD MARKETING PROPRIETARY
 LTD)
 TYME INTELLECTUAL PROPERTIES PROPRIETARY
 LIMITED
 TYME INVESTMENTS PROPRIETARY LIMITED
 TYME TECHNICAL SOLUTIONS PROPRIETARY
 LIMITED
 VATOSCAN PROPRIETARY LIMITED
 VH-VZF PTY LTD
 VH-VZG PTY LTD
 VH-VZH PTY LTD
 VIETNAM INTERNATIONAL BANK (VIETNAM
 INTERNATIONAL COMMERCIAL JOINT STOCK
 BANK)
 VIPRO PTY LIMITED
 WESTSIDE PROPERTIES LIMITED

Annexure B

This is annexure B referred to in Form 603, Notice of initial substantial holder dated **23/11/2016**



Carla Collingwood

Company Secretary

Dated the 28 November 2016

ASB Group Investments Limited Company Number 533945

Holder of relevant interest	Date of acquisition	Consideration Cash	Consideration Non-Cash	Class and number of securities
ASB Group Investments Limited Company Number 533945	Thursday, 28 July 2016	156,213.65		48,875 Ordinary shares
ASB Group Investments Limited Company Number 533945	Thursday, 28 July 2016	65,265.80		20,527 Ordinary shares
ASB Group Investments Limited Company Number 533945	Monday, 1 August 2016	182,068.67		57,408 Ordinary shares
ASB Group Investments Limited Company Number 533945	Monday, 1 August 2016	182,016.85		57,408 Ordinary shares
ASB Group Investments Limited Company Number 533945	Tuesday, 2 August 2016	41,048.53		12,975 Ordinary shares
ASB Group Investments Limited Company Number 533945	Wednesday, 3 August 2016	40,087.41		12,701 Ordinary shares
ASB Group Investments Limited Company Number 533945	Monday, 22 August 2016	31,418.80		10,064 Ordinary shares
ASB Group Investments Limited Company Number 533945	Wednesday, 14 September 2016	276,168.73		75,195 Ordinary shares
ASB Group Investments Limited Company Number 533945	Friday, 14 October 2016	86,170.68		22,617 Ordinary shares
ASB Group Investments Limited Company Number 533945	Monday, 17 October 2016	32,553.77		8,772 Ordinary shares
ASB Group Investments Limited Company	Tuesday, 18 October 2016	41,345.64		11,294 Ordinary shares

Number 533945				
ASB Group Investments Limited Company Number 533945	Thursday, 20 October 2016	21,939.22		6,076 Ordinary shares
ASB Group Investments Limited Company Number 533945	Wednesday, 2 November 2016	8,912.64		2,608 Ordinary shares
ASB Group Investments Limited Company Number 533945	Wednesday, 9 November 2016	20,871.04		6,246 Ordinary shares
ASB Group Investments Limited Company Number 533945	Tuesday, 15 November 2016	26,236.31		7,983 Ordinary shares
ASB Group Investments Limited Company Number 533945	Thursday, 17 November 2016	104,867.76		43,299 Ordinary shares
ASB Group Investments Limited Company Number 533945	Friday, 18 November 2016	13,851.92		5,325 Ordinary shares
ASB Group Investments Limited Company Number 533945	Friday, 18 November 2016	13,851.92		5,325 Ordinary shares
ASB Group Investments Limited Company Number 533945	Monday, 21 November 2016	29,901.89		11,559 Ordinary shares
ASB Group Investments Limited Company Number 533945	Tuesday, 22 November 2016	70,934.60		27,905 Ordinary shares

Colonial First State Asset Management (Australia) Limited ACN 114 194 311

Holder of relevant interest	Date of acquisition	Consideration Cash	Consideration Non-Cash	Class and number of securities
Colonial First State Asset Management (Australia) Limited ACN 114 194 311	Tuesday, 26 July 2016	93,039.10		30,910 Ordinary shares
Colonial First State Asset Management (Australia) Limited ACN 114 194 311	Friday, 18 November 2016	1,710,607.51		640,893 Ordinary shares
Colonial First State Asset Management (Australia) Limited ACN	Friday, 18 November 2016	695,628.49		259,980 Ordinary shares

114 194 311				
Colonial First State Asset Management (Australia) Limited ACN 114 194 311	Tuesday, 2 August 2016	12,039.60		3,810 Ordinary shares
Colonial First State Asset Management (Australia) Limited ACN 114 194 311	Monday, 21 November 2016	43,612.90		16,970 Ordinary shares
Colonial First State Asset Management (Australia) Limited ACN 114 194 311	Tuesday, 26 July 2016	197,305.50		65,550 Ordinary shares
Colonial First State Asset Management (Australia) Limited ACN 114 194 311	Friday, 18 November 2016	1,444,931.51		540,020 Ordinary shares
Colonial First State Asset Management (Australia) Limited ACN 114 194 311	Friday, 18 November 2016	3,627,592.49		1,359,107 Ordinary shares
Colonial First State Asset Management (Australia) Limited ACN 114 194 311	Tuesday, 20 September 2016	N/A		23,984 Ordinary shares (borrowed from UBS AG (Agreement 10), see Annexure C)
Colonial First State Asset Management (Australia) Limited ACN 114 194 311	Thursday, 22 September 2016	N/A		16,013 Ordinary shares (borrowed from UBS AG (Agreement 10), see Annexure C)
Colonial First State Asset Management (Australia) Limited ACN 114 194 311	Friday, 23 September 2016	N/A		14,793 Ordinary shares (borrowed from UBS AG (Agreement 10), see Annexure C)
Colonial First State Asset Management (Australia) Limited ACN 114 194 311	Tuesday, 27 September 2016	N/A		15,542 Ordinary shares (borrowed from UBS AG (Agreement 10), see Annexure C)
Colonial First State Asset Management (Australia) Limited ACN 114 194 311	Thursday, 29 September 2016	N/A		15,885 Ordinary shares (borrowed from UBS AG (Agreement 10), see Annexure C)
Colonial First State Asset Management (Australia) Limited ACN 114 194 311	Tuesday, 4 October 2016	N/A		20,152 Ordinary shares (borrowed from UBS AG (Agreement 10), see Annexure C)
Colonial First State Asset Management	Thursday, 6 October	N/A		18,450 Ordinary shares (borrowed from UBS AG

(Australia) Limited ACN 114 194 311	2016			(Agreement 10), see Annexure C)
Colonial First State Asset Management (Australia) Limited ACN 114 194 311	Monday, 17 October 2016	N/A		16,246 Ordinary shares (borrowed from UBS AG (Agreement 10), see Annexure C)
Colonial First State Asset Management (Australia) Limited ACN 114 194 311	Wednesday, 19 October 2016	N/A		17,032 Ordinary shares (borrowed from UBS AG (Agreement 10), see Annexure C)
Colonial First State Asset Management (Australia) Limited ACN 114 194 311	Tuesday, 25 October 2016	N/A		19,766 Ordinary shares (borrowed from UBS AG (Agreement 10), see Annexure C)
Colonial First State Asset Management (Australia) Limited ACN 114 194 311	Thursday, 27 October 2016	N/A		23,903 Ordinary shares (borrowed from UBS AG (Agreement 10), see Annexure C)
Colonial First State Asset Management (Australia) Limited ACN 114 194 311	Monday, 31 October 2016	N/A		17,140 Ordinary shares (borrowed from UBS AG (Agreement 10), see Annexure C)
Colonial First State Asset Management (Australia) Limited ACN 114 194 311	Wednesday, 2 November 2016	N/A		16,570 Ordinary shares (borrowed from UBS AG (Agreement 10), see Annexure C)
Colonial First State Asset Management (Australia) Limited ACN 114 194 311	Monday, 7 November 2016	N/A		10,938 Ordinary shares (borrowed from UBS AG (Agreement 10), see Annexure C)
Colonial First State Asset Management (Australia) Limited ACN 114 194 311	Friday, 22 July 2016	105,379.89		30,723 Ordinary shares
Colonial First State Asset Management (Australia) Limited ACN 114 194 311	Wednesday, 10 August 2016	7,840.65		2,505 Ordinary shares
Colonial First State Asset Management (Australia) Limited ACN 114 194 311	Friday, 12 August 2016	32,745.35		10,265 Ordinary shares
Colonial First State Asset Management (Australia) Limited ACN 114 194 311	Tuesday, 20 September 2016	6,474.77		1,744 Ordinary shares

Colonial First State Asset Management (Australia) Limited ACN 114 194 311	Wednesday, 5 October 2016	84,557.20		20,930 Ordinary shares
Colonial First State Asset Management (Australia) Limited ACN 114 194 311	Thursday, 3 November 2016	10,961.10		3,205 Ordinary shares
Colonial First State Asset Management (Australia) Limited ACN 114 194 311	Monday, 1 August 2016	10,147.38		3,191 Ordinary shares
Colonial First State Asset Management (Australia) Limited ACN 114 194 311	Thursday, 22 September 2016	12,765.06		3,377 Ordinary shares
Colonial First State Asset Management (Australia) Limited ACN 114 194 311	Friday, 21 October 2016	N/A		79,536 Ordinary shares (borrowed from Citigroup Global Markets Limited (Agreement 2), see Annexure C)
Colonial First State Asset Management (Australia) Limited ACN 114 194 311	Wednesday, 5 October 2016	14,293.52		3,538 Ordinary shares

Commonwealth Private Limited ACN 125 238 039

Holder of relevant interest	Date of acquisition	Consideration Cash	Consideration Non-Cash	Class and number of securities
Commonwealth Private Limited ACN 125 238 039	Friday, 2 September 2016	7,264.78		1,858 Ordinary shares
Commonwealth Private Limited ACN 125 238 039	Monday, 12 September 2016	1,278.49		346 Ordinary shares
Commonwealth Private Limited ACN 125 238 039	Tuesday, 13 September 2016	7,316.12		1,972 Ordinary shares
Commonwealth Private Limited ACN 125 238 039	Tuesday, 13 September 2016	10,245.30		2,769 Ordinary shares
Commonwealth Private Limited ACN 125 238 039	Tuesday, 13 September 2016	6,318.13		1,703 Ordinary shares

Commonwealth Private Limited ACN 125 238 039	Tuesday, 13 September 2016	7,427.42		2,002 Ordinary shares
Commonwealth Private Limited ACN 125 238 039	Tuesday, 13 September 2016	5,264.49		1,419 Ordinary shares
Commonwealth Private Limited ACN 125 238 039	Tuesday, 13 September 2016	8,009.89		2,159 Ordinary shares
Commonwealth Private Limited ACN 125 238 039	Tuesday, 13 September 2016	7,995.05		2,155 Ordinary shares
Commonwealth Private Limited ACN 125 238 039	Tuesday, 13 September 2016	7,957.95		2,145 Ordinary shares
Commonwealth Private Limited ACN 125 238 039	Tuesday, 13 September 2016	7,913.43		2,133 Ordinary shares
Commonwealth Private Limited ACN 125 238 039	Tuesday, 13 September 2016	7,742.77		2,087 Ordinary shares
Commonwealth Private Limited ACN 125 238 039	Tuesday, 13 September 2016	7,134.33		1,923 Ordinary shares
Commonwealth Private Limited ACN 125 238 039	Tuesday, 13 September 2016	6,303.29		1,699 Ordinary shares
Commonwealth Private Limited ACN 125 238 039	Tuesday, 13 September 2016	5,999.07		1,617 Ordinary shares
Commonwealth Private Limited ACN 125 238 039	Tuesday, 13 September 2016	5,954.55		1,605 Ordinary shares
Commonwealth Private Limited ACN 125 238 039	Tuesday, 13 September 2016	5,924.87		1,597 Ordinary shares
Commonwealth Private Limited ACN 125 238 039	Tuesday, 13 September 2016	5,887.77		1,587 Ordinary shares
Commonwealth Private Limited ACN 125 238 039	Tuesday, 13 September 2016	5,809.01		1,566 Ordinary shares
Commonwealth Private Limited ACN 125 238	Tuesday, 13 September	5,776.47		1,557 Ordinary shares

039	2016			
Commonwealth Private Limited ACN 125 238 039	Tuesday, 13 September 2016	5,709.69		1,539 Ordinary shares
Commonwealth Private Limited ACN 125 238 039	Tuesday, 13 September 2016	5,635.49		1,519 Ordinary shares
Commonwealth Private Limited ACN 125 238 039	Tuesday, 13 September 2016	5,538.29		1,495 Ordinary shares
Commonwealth Private Limited ACN 125 238 039	Tuesday, 13 September 2016	5,509.30		1,489 Ordinary shares
Commonwealth Private Limited ACN 125 238 039	Tuesday, 13 September 2016	5,302.10		1,433 Ordinary shares
Commonwealth Private Limited ACN 125 238 039	Tuesday, 13 September 2016	5,331.27		1,437 Ordinary shares
Commonwealth Private Limited ACN 125 238 039	Tuesday, 13 September 2016	4,717.50		1,275 Ordinary shares
Commonwealth Private Limited ACN 125 238 039	Tuesday, 13 September 2016	4,676.80		1,264 Ordinary shares
Commonwealth Private Limited ACN 125 238 039	Tuesday, 13 September 2016	4,669.40		1,262 Ordinary shares
Commonwealth Private Limited ACN 125 238 039	Tuesday, 13 September 2016	10,852.10		2,933 Ordinary shares
Commonwealth Private Limited ACN 125 238 039	Tuesday, 13 September 2016	10,752.20		2,906 Ordinary shares
Commonwealth Private Limited ACN 125 238 039	Tuesday, 13 September 2016	10,639.70		2,875 Ordinary shares
Commonwealth Private Limited ACN 125 238 039	Tuesday, 13 September 2016	12,868.60		3,478 Ordinary shares
Commonwealth Private Limited ACN 125 238 039	Tuesday, 13 September 2016	12,224.80		3,304 Ordinary shares

Commonwealth Private Limited ACN 125 238 039	Tuesday, 13 September 2016	11,902.90		3,217 Ordinary shares
Commonwealth Private Limited ACN 125 238 039	Tuesday, 13 September 2016	9,845.70		2,661 Ordinary shares
Commonwealth Private Limited ACN 125 238 039	Tuesday, 13 September 2016	9,745.80		2,634 Ordinary shares
Commonwealth Private Limited ACN 125 238 039	Tuesday, 13 September 2016	9,745.80		2,634 Ordinary shares
Commonwealth Private Limited ACN 125 238 039	Tuesday, 13 September 2016	9,394.30		2,539 Ordinary shares
Commonwealth Private Limited ACN 125 238 039	Tuesday, 13 September 2016	9,279.60		2,508 Ordinary shares
Commonwealth Private Limited ACN 125 238 039	Tuesday, 13 September 2016	2,660.30		719 Ordinary shares
Commonwealth Private Limited ACN 125 238 039	Tuesday, 13 September 2016	2,645.50		715 Ordinary shares
Commonwealth Private Limited ACN 125 238 039	Tuesday, 13 September 2016	2,612.20		706 Ordinary shares
Commonwealth Private Limited ACN 125 238 039	Tuesday, 13 September 2016	2,556.70		691 Ordinary shares
Commonwealth Private Limited ACN 125 238 039	Tuesday, 13 September 2016	8,800.12		2,372 Ordinary shares
Commonwealth Private Limited ACN 125 238 039	Tuesday, 13 September 2016	8,628.40		2,332 Ordinary shares
Commonwealth Private Limited ACN 125 238 039	Tuesday, 13 September 2016	8,525.58		2,298 Ordinary shares
Commonwealth Private Limited ACN 125 238 039	Tuesday, 13 September 2016	8,416.30		2,270 Ordinary shares
Commonwealth Private Limited ACN 125 238	Tuesday, 13 September	4,158.80		1,124 Ordinary shares

039	2016			
Commonwealth Private Limited ACN 125 238 039	Tuesday, 13 September 2016	4,010.80		1,084 Ordinary shares
Commonwealth Private Limited ACN 125 238 039	Tuesday, 13 September 2016	3,999.70		1,081 Ordinary shares
Commonwealth Private Limited ACN 125 238 039	Tuesday, 13 September 2016	3,996.00		1,080 Ordinary shares
Commonwealth Private Limited ACN 125 238 039	Tuesday, 13 September 2016	3,822.10		1,033 Ordinary shares
Commonwealth Private Limited ACN 125 238 039	Tuesday, 13 September 2016	2,860.10		773 Ordinary shares
Commonwealth Private Limited ACN 125 238 039	Tuesday, 13 September 2016	8,798.60		2,378 Ordinary shares
Commonwealth Private Limited ACN 125 238 039	Tuesday, 13 September 2016	49,790.26		13,526 Ordinary shares
Commonwealth Private Limited ACN 125 238 039	Tuesday, 13 September 2016	33,201.56		9,017 Ordinary shares
Commonwealth Private Limited ACN 125 238 039	Tuesday, 13 September 2016	29,516.31		7,999 Ordinary shares
Commonwealth Private Limited ACN 125 238 039	Tuesday, 13 September 2016	23,224.86		6,294 Ordinary shares
Commonwealth Private Limited ACN 125 238 039	Tuesday, 13 September 2016	20,933.37		5,673 Ordinary shares
Commonwealth Private Limited ACN 125 238 039	Tuesday, 13 September 2016	18,331.92		4,968 Ordinary shares
Commonwealth Private Limited ACN 125 238 039	Tuesday, 13 September 2016	17,374.35		4,708 Ordinary shares
Commonwealth Private Limited ACN 125 238 039	Tuesday, 13 September 2016	14,859.20		4,016 Ordinary shares

Commonwealth Private Limited ACN 125 238 039	Tuesday, 13 September 2016	14,504.00		3,920 Ordinary shares
Commonwealth Private Limited ACN 125 238 039	Tuesday, 13 September 2016	10,150.56		2,736 Ordinary shares
Commonwealth Private Limited ACN 125 238 039	Tuesday, 13 September 2016	10,009.65		2,704 Ordinary shares
Commonwealth Private Limited ACN 125 238 039	Tuesday, 13 September 2016	9,939.23		2,685 Ordinary shares
Commonwealth Private Limited ACN 125 238 039	Wednesday, 14 September 2016	8,828.20		2,386 Ordinary shares
Commonwealth Private Limited ACN 125 238 039	Wednesday, 14 September 2016	13,390.30		3,619 Ordinary shares
Commonwealth Private Limited ACN 125 238 039	Wednesday, 14 September 2016	15,608.44		4,218 Ordinary shares
Commonwealth Private Limited ACN 125 238 039	Wednesday, 14 September 2016	35,876.93		9,736 Ordinary shares
Commonwealth Private Limited ACN 125 238 039	Wednesday, 14 September 2016	74,136.52		20,168 Ordinary shares
Commonwealth Private Limited ACN 125 238 039	Wednesday, 14 September 2016	56,771.36		15,427 Ordinary shares
Commonwealth Private Limited ACN 125 238 039	Wednesday, 14 September 2016	16,593.67		4,486 Ordinary shares
Commonwealth Private Limited ACN 125 238 039	Wednesday, 14 September 2016	11,910.30		3,219 Ordinary shares
Commonwealth Private Limited ACN 125 238 039	Wednesday, 14 September 2016	9,518.35		2,578 Ordinary shares
Commonwealth Private Limited ACN 125 238 039	Friday, 16 September 2016	8,940.58		2,423 Ordinary shares
Commonwealth Private Limited ACN 125 238	Friday, 16 September	15,985.08		4,332 Ordinary shares

039	2016			
Commonwealth Private Limited ACN 125 238 039	Friday, 23 September 2016	9,729.18		2,514 Ordinary shares
Commonwealth Private Limited ACN 125 238 039	Wednesday, 28 September 2016	11,756.53		3,038 Ordinary shares
Commonwealth Private Limited ACN 125 238 039	Thursday, 29 September 2016	5,399.20		1,380 Ordinary shares
Commonwealth Private Limited ACN 125 238 039	Wednesday, 12 October 2016	5,308.80		1,344 Ordinary shares
Commonwealth Private Limited ACN 125 238 039	Wednesday, 12 October 2016	11,225.06		2,849 Ordinary shares
Commonwealth Private Limited ACN 125 238 039	Thursday, 13 October 2016	7,711.18		1,997 Ordinary shares
Commonwealth Private Limited ACN 125 238 039	Friday, 14 October 2016	13,366.18		3,517 Ordinary shares
Commonwealth Private Limited ACN 125 238 039	Monday, 17 October 2016	6,555.00		1,748 Ordinary shares
Commonwealth Private Limited ACN 125 238 039	Thursday, 20 October 2016	8,165.32		2,265 Ordinary shares
Commonwealth Private Limited ACN 125 238 039	Thursday, 3 November 2016	1,067.33		313 Ordinary shares
Commonwealth Private Limited ACN 125 238 039	Monday, 14 November 2016	6,323.98		1,871 Ordinary shares
Commonwealth Private Limited ACN 125 238 039	Monday, 14 November 2016	4,377.63		1,299 Ordinary shares
Commonwealth Private Limited ACN 125 238 039	Monday, 14 November 2016	2,847.65		845 Ordinary shares
Commonwealth Private Limited ACN 125 238 039	Thursday, 17 November 2016	2,328.32		856 Ordinary shares

Commonwealth Private Limited ACN 125 238 039	Monday, 21 November 2016	3,991.00		1,535 Ordinary shares
Commonwealth Private Limited ACN 125 238 039	Monday, 21 November 2016	2,549.44		992 Ordinary shares
Commonwealth Private Limited ACN 125 238 039	Tuesday, 13 September 2016	10,212.00		2,760 Ordinary shares
Commonwealth Private Limited ACN 125 238 039	Tuesday, 13 September 2016	8,850.40		2,392 Ordinary shares
Commonwealth Private Limited ACN 125 238 039	Tuesday, 13 September 2016	3,041.40		822 Ordinary shares
Commonwealth Private Limited ACN 125 238 039	Tuesday, 13 September 2016	4,332.70		1,171 Ordinary shares
Commonwealth Private Limited ACN 125 238 039	Tuesday, 13 September 2016	2,775.00		750 Ordinary shares
Commonwealth Private Limited ACN 125 238 039	Tuesday, 13 September 2016	9,904.90		2,677 Ordinary shares
Commonwealth Private Limited ACN 125 238 039	Tuesday, 13 September 2016	13,989.70		3,781 Ordinary shares
Commonwealth Private Limited ACN 125 238 039	Tuesday, 13 September 2016	11,244.30		3,039 Ordinary shares
Commonwealth Private Limited ACN 125 238 039	Tuesday, 13 September 2016	10,496.90		2,837 Ordinary shares
Commonwealth Private Limited ACN 125 238 039	Tuesday, 13 September 2016	5,175.45		1,395 Ordinary shares
Commonwealth Private Limited ACN 125 238 039	Tuesday, 13 September 2016	7,175.14		1,934 Ordinary shares
Commonwealth Private Limited ACN 125 238 039	Tuesday, 13 September 2016	8,380.50		2,265 Ordinary shares
Commonwealth Private Limited ACN 125 238	Tuesday, 13 September	6,273.61		1,691 Ordinary shares

039	2016			
Commonwealth Private Limited ACN 125 238 039	Tuesday, 13 September 2016	7,353.22		1,982 Ordinary shares
Commonwealth Private Limited ACN 125 238 039	Wednesday, 12 October 2016	8,927.00		2,260 Ordinary shares
Commonwealth Private Limited ACN 125 238 039	Thursday, 20 October 2016	8,541.74		2,396 Ordinary shares
Commonwealth Private Limited ACN 125 238 039	Thursday, 3 November 2016	3,491.84		1,024 Ordinary shares

Colonial First State Investments Limited (Note 1) ACN 002 348 352

Holder of relevant interest	Date of acquisition	Consideration Cash	Consideration Non-Cash	Class and number of securities
Colonial First State Investments Limited (Note 1) ACN 002 348 352	Friday, 12 August 2016	30,430.79		9,512 Ordinary shares
Colonial First State Investments Limited (Note 1) ACN 002 348 352	Thursday, 18 August 2016	21,751.44		6,815 Ordinary shares
Colonial First State Investments Limited (Note 1) ACN 002 348 352	Tuesday, 23 August 2016	N/A		41,107 Ordinary shares (borrowed from UBS AG (Agreement 3), see Annexure C)
Colonial First State Investments Limited (Note 1) ACN 002 348 352	Wednesday, 28 September 2016	N/A		18,898 Ordinary shares (borrowed from UBS AG (Agreement 3), see Annexure C)
Colonial First State Investments Limited (Note 1) ACN 002 348 352	Friday, 16 September 2016	N/A		59,251 Ordinary shares (borrowed from UBS AG (Agreement 2), see Annexure C)
Colonial First State Investments Limited (Note 1) ACN 002 348 352	Tuesday, 20 September 2016	N/A		42,557 Ordinary shares (borrowed from UBS AG (Agreement 2), see Annexure C)
Colonial First State Investments Limited (Note 1) ACN 002 348	Monday, 17 October 2016	N/A		31,236 Ordinary shares (borrowed from UBS AG (Agreement 2), see

352				Annexure C)
Colonial First State Investments Limited (Note 1) ACN 002 348 352	Monday, 31 October 2016	N/A		16,709 Ordinary shares (borrowed from UBS AG (Agreement 2), see Annexure C)
Colonial First State Investments Limited (Note 1) ACN 002 348 352	Wednesday, 2 November 2016	N/A		40,039 Ordinary shares (borrowed from UBS AG (Agreement 2), see Annexure C)
Colonial First State Investments Limited (Note 1) ACN 002 348 352	Monday, 7 November 2016	N/A		12,288 Ordinary shares (borrowed from UBS AG (Agreement 2), see Annexure C)
Colonial First State Investments Limited (Note 1) ACN 002 348 352	Monday, 21 November 2016	N/A		29,380 Ordinary shares (borrowed from UBS AG (Agreement 2), see Annexure C)
Colonial First State Investments Limited (Note 1) ACN 002 348 352	Thursday, 18 August 2016	146,309.30		45,888 Ordinary shares
Colonial First State Investments Limited (Note 1) ACN 002 348 352	Thursday, 15 September 2016	21,900.00		6,000 Ordinary shares
Colonial First State Investments Limited (Note 1) ACN 002 348 352	Thursday, 17 November 2016	117,779.20		44,000 Ordinary shares
Colonial First State Investments Limited (Note 1) ACN 002 348 352	Thursday, 17 November 2016	126,500.00		50,000 Ordinary shares
Colonial First State Investments Limited (Note 1) ACN 002 348 352	Thursday, 17 November 2016	99,962.90		37,000 Ordinary shares
Colonial First State Investments Limited (Note 1) ACN 002 348 352	Thursday, 17 November 2016	119,687.20		50,000 Ordinary shares
Colonial First State Investments Limited (Note 1) ACN 002 348 352	Wednesday, 26 October 2016	1,845.79		520 Ordinary shares
Colonial First State Investments Limited	Monday, 14 November	192,982.69		57,253 Ordinary shares

(Note 1) ACN 002 348 352	2016			
Colonial First State Investments Limited (Note 1) ACN 002 348 352	Thursday, 28 July 2016	4,515.55		1,417 Ordinary shares
Colonial First State Investments Limited (Note 1) ACN 002 348 352	Thursday, 4 August 2016	8,388.94		2,680 Ordinary shares
Colonial First State Investments Limited (Note 1) ACN 002 348 352	Thursday, 25 August 2016	8,355.48		2,198 Ordinary shares
Colonial First State Investments Limited (Note 1) ACN 002 348 352	Tuesday, 30 August 2016	9,428.75		2,551 Ordinary shares
Colonial First State Investments Limited (Note 1) ACN 002 348 352	Monday, 5 September 2016	3,341.87		854 Ordinary shares
Colonial First State Investments Limited (Note 1) ACN 002 348 352	Thursday, 28 July 2016	N/A		54,424 Ordinary shares (borrowed from UBS AG (Agreement 1), see Annexure C)
Colonial First State Investments Limited (Note 1) ACN 002 348 352	Friday, 19 August 2016	N/A		207,544 Ordinary shares (borrowed from UBS AG (Agreement 1), see Annexure C)
Colonial First State Investments Limited (Note 1) ACN 002 348 352	Wednesday, 24 August 2016	N/A		110,994 Ordinary shares (borrowed from UBS AG (Agreement 1), see Annexure C)
Colonial First State Investments Limited (Note 1) ACN 002 348 352	Wednesday, 17 August 2016	108,103.00		34,000 Ordinary shares
Colonial First State Investments Limited (Note 1) ACN 002 348 352	Thursday, 17 November 2016	58,889.60		22,000 Ordinary shares
Colonial First State Investments Limited (Note 1) ACN 002 348 352	Thursday, 17 November 2016	58,190.00		23,000 Ordinary shares

Colonial First State Investments Limited (Note 1) ACN 002 348 352	Thursday, 17 November 2016	72,945.90		27,000 Ordinary shares
Colonial First State Investments Limited (Note 1) ACN 002 348 352	Thursday, 17 November 2016	57,449.86		24,000 Ordinary shares
Colonial First State Investments Limited (Note 1) ACN 002 348 352	Wednesday, 23 November 2016	10,750.00		4,300 Ordinary shares

Avanteos Investments Limited ACN 096 259 979

Holder of relevant interest	Date of acquisition	Consideration Cash	Consideration Non-Cash	Class and number of securities
Avanteos Investments Limited ACN 096 259 979	Wednesday, 21 September 2016	8,250.00		2,200 Ordinary shares
Avanteos Investments Limited ACN 096 259 979	Wednesday, 27 July 2016	480.32		152 Ordinary shares
Avanteos Investments Limited ACN 096 259 979	Tuesday, 2 August 2016	481.95		153 Ordinary shares
Avanteos Investments Limited ACN 096 259 979	Tuesday, 9 August 2016	1,370.20		442 Ordinary shares
Avanteos Investments Limited ACN 096 259 979	Tuesday, 16 August 2016	1,352.48		428 Ordinary shares
Avanteos Investments Limited ACN 096 259 979	Tuesday, 23 August 2016	9,433.30		3,043 Ordinary shares
Avanteos Investments Limited ACN 096 259 979	Tuesday, 23 August 2016	2,591.60		836 Ordinary shares
Avanteos Investments Limited ACN 096 259 979	Tuesday, 23 August 2016	3,218.80		1,040 Ordinary shares
Avanteos Investments Limited ACN 096 259 979	Tuesday, 23 August 2016	554.01		179 Ordinary shares

Avanteos Investments Limited ACN 096 259 979	Friday, 26 August 2016	1,274.28		346 Ordinary shares
Avanteos Investments Limited ACN 096 259 979	Monday, 29 August 2016	936.41		252 Ordinary shares
Avanteos Investments Limited ACN 096 259 979	Monday, 29 August 2016	2,857.53		769 Ordinary shares
Avanteos Investments Limited ACN 096 259 979	Tuesday, 30 August 2016	382.70		103 Ordinary shares
Avanteos Investments Limited ACN 096 259 979	Tuesday, 30 August 2016	557.32		150 Ordinary shares
Avanteos Investments Limited ACN 096 259 979	Tuesday, 30 August 2016	5,491.51		1,478 Ordinary shares
Avanteos Investments Limited ACN 096 259 979	Tuesday, 30 August 2016	9,255.31		2,491 Ordinary shares
Avanteos Investments Limited ACN 096 259 979	Tuesday, 30 August 2016	1,809.45		487 Ordinary shares
Avanteos Investments Limited ACN 096 259 979	Tuesday, 30 August 2016	479.30		129 Ordinary shares
Avanteos Investments Limited ACN 096 259 979	Tuesday, 30 August 2016	167.20		45 Ordinary shares
Avanteos Investments Limited ACN 096 259 979	Tuesday, 30 August 2016	717.09		193 Ordinary shares
Avanteos Investments Limited ACN 096 259 979	Tuesday, 30 August 2016	865.71		233 Ordinary shares
Avanteos Investments Limited ACN 096 259 979	Tuesday, 30 August 2016	286.09		77 Ordinary shares
Avanteos Investments Limited ACN 096 259 979	Tuesday, 30 August 2016	263.80		71 Ordinary shares
Avanteos Investments Limited ACN 096 259 979	Tuesday, 30 August 2016	371.55		100 Ordinary shares

979	2016			
Avanteos Investments Limited ACN 096 259 979	Tuesday, 30 August 2016	572.19		154 Ordinary shares
Avanteos Investments Limited ACN 096 259 979	Monday, 5 September 2016	5,925.23		1,508 Ordinary shares
Avanteos Investments Limited ACN 096 259 979	Monday, 5 September 2016	10,098.04		2,570 Ordinary shares
Avanteos Investments Limited ACN 096 259 979	Friday, 9 September 2016	1,067.52		278 Ordinary shares
Avanteos Investments Limited ACN 096 259 979	Friday, 9 September 2016	2,538.24		661 Ordinary shares
Avanteos Investments Limited ACN 096 259 979	Friday, 9 September 2016	1,048.32		273 Ordinary shares
Avanteos Investments Limited ACN 096 259 979	Friday, 9 September 2016	798.72		208 Ordinary shares
Avanteos Investments Limited ACN 096 259 979	Friday, 9 September 2016	1,102.08		287 Ordinary shares
Avanteos Investments Limited ACN 096 259 979	Friday, 9 September 2016	963.84		251 Ordinary shares
Avanteos Investments Limited ACN 096 259 979	Friday, 9 September 2016	2,334.72		608 Ordinary shares
Avanteos Investments Limited ACN 096 259 979	Friday, 9 September 2016	1,704.96		444 Ordinary shares
Avanteos Investments Limited ACN 096 259 979	Monday, 3 October 2016	2,908.71		729 Ordinary shares
Avanteos Investments Limited ACN 096 259 979	Friday, 28 October 2016	1,401.41		397 Ordinary shares
Avanteos Investments Limited ACN 096 259 979	Friday, 28 October 2016	5,139.94		1,461 Ordinary shares

Avanteos Investments Limited ACN 096 259 979	Friday, 28 October 2016	3,662.34		1,041 Ordinary shares
Avanteos Investments Limited ACN 096 259 979	Tuesday, 1 November 2016	2,367.09		675 Ordinary shares
Avanteos Investments Limited ACN 096 259 979	Tuesday, 23 August 2016	507.58		164 Ordinary shares
Avanteos Investments Limited ACN 096 259 979	Friday, 26 August 2016	842.77		229 Ordinary shares
Avanteos Investments Limited ACN 096 259 979	Monday, 29 August 2016	4,385.15		1,190 Ordinary shares
Avanteos Investments Limited ACN 096 259 979	Tuesday, 30 August 2016	1,385.88		373 Ordinary shares
Avanteos Investments Limited ACN 096 259 979	Tuesday, 30 August 2016	4,575.22		1,230 Ordinary shares
Avanteos Investments Limited ACN 096 259 979	Tuesday, 30 August 2016	650.21		175 Ordinary shares
Avanteos Investments Limited ACN 096 259 979	Tuesday, 30 August 2016	163.48		44 Ordinary shares
Avanteos Investments Limited ACN 096 259 979	Tuesday, 30 August 2016	237.79		64 Ordinary shares
Avanteos Investments Limited ACN 096 259 979	Tuesday, 30 August 2016	1,055.20		284 Ordinary shares
Avanteos Investments Limited ACN 096 259 979	Tuesday, 30 August 2016	1,527.07		411 Ordinary shares
Avanteos Investments Limited ACN 096 259 979	Tuesday, 30 August 2016	876.86		236 Ordinary shares
Avanteos Investments Limited ACN 096 259 979	Tuesday, 30 August 2016	542.46		146 Ordinary shares
Avanteos Investments Limited ACN 096 259	Tuesday, 30 August	1,200.11		323 Ordinary shares

979	2016			
Avanteos Investments Limited ACN 096 259 979	Tuesday, 30 August 2016	639.07		172 Ordinary shares
Avanteos Investments Limited ACN 096 259 979	Tuesday, 6 September 2016	20,041.14		5,115 Ordinary shares
Avanteos Investments Limited ACN 096 259 979	Wednesday, 7 September 2016	9,951.44		2,538 Ordinary shares
Avanteos Investments Limited ACN 096 259 979	Wednesday, 7 September 2016	10,004.89		2,544 Ordinary shares
Avanteos Investments Limited ACN 096 259 979	Wednesday, 7 September 2016	7,246.92		1,844 Ordinary shares
Avanteos Investments Limited ACN 096 259 979	Wednesday, 7 September 2016	8,748.18		2,226 Ordinary shares
Avanteos Investments Limited ACN 096 259 979	Wednesday, 7 September 2016	11,932.22		3,044 Ordinary shares
Avanteos Investments Limited ACN 096 259 979	Wednesday, 7 September 2016	11,499.31		2,941 Ordinary shares
Avanteos Investments Limited ACN 096 259 979	Thursday, 8 September 2016	10,001.78		2,558 Ordinary shares
Avanteos Investments Limited ACN 096 259 979	Friday, 9 September 2016	983.04		256 Ordinary shares
Avanteos Investments Limited ACN 096 259 979	Friday, 9 September 2016	664.32		173 Ordinary shares
Avanteos Investments Limited ACN 096 259 979	Friday, 9 September 2016	883.20		230 Ordinary shares
Avanteos Investments Limited ACN 096 259 979	Friday, 9 September 2016	9,944.39		2,631 Ordinary shares
Avanteos Investments Limited ACN 096 259 979	Tuesday, 20 September 2016	9,942.80		2,680 Ordinary shares

Avanteos Investments Limited ACN 096 259 979	Wednesday, 21 September 2016	12,079.84		3,217 Ordinary shares
Avanteos Investments Limited ACN 096 259 979	Thursday, 22 September 2016	7,953.12		2,104 Ordinary shares
Avanteos Investments Limited ACN 096 259 979	Thursday, 22 September 2016	5,962.38		1,578 Ordinary shares
Avanteos Investments Limited ACN 096 259 979	Friday, 23 September 2016	5,963.52		1,553 Ordinary shares
Avanteos Investments Limited ACN 096 259 979	Friday, 23 September 2016	4,976.28		1,294 Ordinary shares
Avanteos Investments Limited ACN 096 259 979	Tuesday, 4 October 2016	5,389.56		1,361 Ordinary shares
Avanteos Investments Limited ACN 096 259 979	Tuesday, 4 October 2016	2,740.32		692 Ordinary shares
Avanteos Investments Limited ACN 096 259 979	Thursday, 6 October 2016	2,998.80		735 Ordinary shares
Avanteos Investments Limited ACN 096 259 979	Thursday, 6 October 2016	2,995.12		735 Ordinary shares
Avanteos Investments Limited ACN 096 259 979	Thursday, 6 October 2016	2,817.64		694 Ordinary shares
Avanteos Investments Limited ACN 096 259 979	Monday, 10 October 2016	8,862.98		2,183 Ordinary shares
Avanteos Investments Limited ACN 096 259 979	Friday, 14 October 2016	10,024.40		2,638 Ordinary shares
Avanteos Investments Limited ACN 096 259 979	Tuesday, 25 October 2016	3,877.20		1,080 Ordinary shares
Avanteos Investments Limited ACN 096 259 979	Tuesday, 1 November 2016	9,977.91		2,859 Ordinary shares
Avanteos Investments Limited ACN 096 259	Wednesday, 2	12,385.30		3,644 Ordinary shares

979	November 2016			
Avanteos Investments Limited ACN 096 259 979	Wednesday, 2 November 2016	14,873.80		4,392 Ordinary shares
Avanteos Investments Limited ACN 096 259 979	Wednesday, 2 November 2016	7,389.41		2,161 Ordinary shares
Avanteos Investments Limited ACN 096 259 979	Wednesday, 2 November 2016	14,887.04		4,354 Ordinary shares
Avanteos Investments Limited ACN 096 259 979	Friday, 4 November 2016	9,943.37		2,942 Ordinary shares
Avanteos Investments Limited ACN 096 259 979	Wednesday, 9 November 2016	3,486.98		1,049 Ordinary shares
Avanteos Investments Limited ACN 096 259 979	Friday, 11 November 2016	3,755.50		1,073 Ordinary shares
Avanteos Investments Limited ACN 096 259 979	Friday, 11 November 2016	2,429.00		694 Ordinary shares
Avanteos Investments Limited ACN 096 259 979	Friday, 11 November 2016	4,263.00		1,218 Ordinary shares
Avanteos Investments Limited ACN 096 259 979	Friday, 11 November 2016	1,753.50		501 Ordinary shares
Avanteos Investments Limited ACN 096 259 979	Tuesday, 15 November 2016	5,001.95		1,512 Ordinary shares
Avanteos Investments Limited ACN 096 259 979	Thursday, 17 November 2016	709.80		260 Ordinary shares
Avanteos Investments Limited ACN 096 259 979	Thursday, 17 November 2016	2,002.00		770 Ordinary shares
Avanteos Investments Limited ACN 096 259 979	Monday, 21 November 2016	3,084.00		1,200 Ordinary shares

Holder of relevant interest	Date of acquisition	Consideration Cash	Consideration Non-Cash	Class and number of securities
Realindex Investments Pty Limited ACN 133 312 017	Wednesday, 7 September 2016	281,688.48		71,702 Ordinary shares
Realindex Investments Pty Limited ACN 133 312 017	Friday, 23 September 2016	150,633.60		38,624 Ordinary shares
Realindex Investments Pty Limited ACN 133 312 017	Tuesday, 4 October 2016	86,058.32		21,431 Ordinary shares
Realindex Investments Pty Limited ACN 133 312 017	Friday, 7 October 2016	152,124.14		37,469 Ordinary shares
Realindex Investments Pty Limited ACN 133 312 017	Friday, 22 July 2016	222,075.35		64,745 Ordinary shares

CBA Markets Limited ACN 003 485 952

Holder of relevant interest	Date of acquisition	Consideration Cash	Consideration Non-Cash	Class and number of securities
CBA Markets Limited ACN 003 485 952	Friday, 22 July 2016	N/A		9,987 Ordinary shares (borrowed from Barclays Capital Securities Ltd, see Annexure C)
CBA Markets Limited ACN 003 485 952	Friday, 29 July 2016	N/A		5,169 Ordinary shares (borrowed from Barclays Capital Securities Ltd, see Annexure C)
CBA Markets Limited ACN 003 485 952	Monday, 1 August 2016	N/A		5,169 Ordinary shares (borrowed from Barclays Capital Securities Ltd, see Annexure C)
CBA Markets Limited ACN 003 485 952	Tuesday, 2 August 2016	N/A		5,169 Ordinary shares (borrowed from Barclays Capital Securities Ltd, see Annexure C)
CBA Markets Limited ACN 003 485 952	Wednesday, 3 August 2016	N/A		66,384 Ordinary shares (borrowed from Barclays Capital Securities Ltd, see Annexure C)
CBA Markets Limited ACN 003 485 952	Thursday, 4 August 2016	N/A		66,384 Ordinary shares (borrowed from Barclays Capital Securities Ltd,

				see Annexure C)
CBA Markets Limited ACN 003 485 952	Friday, 5 August 2016	N/A		54,600 Ordinary shares (borrowed from Barclays Capital Securities Ltd, see Annexure C)
CBA Markets Limited ACN 003 485 952	Monday, 8 August 2016	N/A		54,600 Ordinary shares (borrowed from Barclays Capital Securities Ltd, see Annexure C)
CBA Markets Limited ACN 003 485 952	Tuesday, 9 August 2016	N/A		111,992 Ordinary shares (borrowed from Barclays Capital Securities Ltd, see Annexure C)
CBA Markets Limited ACN 003 485 952	Wednesday, 10 August 2016	N/A		68,971 Ordinary shares (borrowed from Barclays Capital Securities Ltd, see Annexure C)
CBA Markets Limited ACN 003 485 952	Thursday, 11 August 2016	N/A		30,966 Ordinary shares (borrowed from Barclays Capital Securities Ltd, see Annexure C)
CBA Markets Limited ACN 003 485 952	Friday, 12 August 2016	N/A		69,332 Ordinary shares (borrowed from Barclays Capital Securities Ltd, see Annexure C)
CBA Markets Limited ACN 003 485 952	Monday, 15 August 2016	N/A		123,941 Ordinary shares (borrowed from Barclays Capital Securities Ltd, see Annexure C)
CBA Markets Limited ACN 003 485 952	Tuesday, 16 August 2016	N/A		162,401 Ordinary shares (borrowed from Barclays Capital Securities Ltd, see Annexure C)
CBA Markets Limited ACN 003 485 952	Wednesday, 17 August 2016	N/A		123,508 Ordinary shares (borrowed from Barclays Capital Securities Ltd, see Annexure C)
CBA Markets Limited ACN 003 485 952	Friday, 19 August 2016	N/A		77,030 Ordinary shares (borrowed from Barclays Capital Securities Ltd, see Annexure C)
CBA Markets Limited ACN 003 485 952	Tuesday, 23 August 2016	N/A		77,030 Ordinary shares (borrowed from Barclays Capital Securities Ltd, see Annexure C)
CBA Markets Limited	Monday, 29 August	N/A		392,722 Ordinary shares (borrowed from Barclays

ACN 003 485 952	2016			Capital Securities Ltd, see Annexure C)
CBA Markets Limited ACN 003 485 952	Tuesday, 30 August 2016	N/A		457,453 Ordinary shares (borrowed from Barclays Capital Securities Ltd, see Annexure C)
CBA Markets Limited ACN 003 485 952	Friday, 9 September 2016	N/A		109,512 Ordinary shares (borrowed from Barclays Capital Securities Ltd, see Annexure C)
CBA Markets Limited ACN 003 485 952	Monday, 12 September 2016	N/A		60,181 Ordinary shares (borrowed from Barclays Capital Securities Ltd, see Annexure C)
CBA Markets Limited ACN 003 485 952	Tuesday, 13 September 2016	N/A		59,525 Ordinary shares (borrowed from Barclays Capital Securities Ltd, see Annexure C)
CBA Markets Limited ACN 003 485 952	Wednesday, 14 September 2016	N/A		58,688 Ordinary shares (borrowed from Barclays Capital Securities Ltd, see Annexure C)
CBA Markets Limited ACN 003 485 952	Thursday, 15 September 2016	N/A		54,109 Ordinary shares (borrowed from Barclays Capital Securities Ltd, see Annexure C)
CBA Markets Limited ACN 003 485 952	Friday, 16 September 2016	N/A		53,199 Ordinary shares (borrowed from Barclays Capital Securities Ltd, see Annexure C)
CBA Markets Limited ACN 003 485 952	Monday, 19 September 2016	N/A		44,990 Ordinary shares (borrowed from Barclays Capital Securities Ltd, see Annexure C)
CBA Markets Limited ACN 003 485 952	Tuesday, 20 September 2016	N/A		44,990 Ordinary shares (borrowed from Barclays Capital Securities Ltd, see Annexure C)
CBA Markets Limited ACN 003 485 952	Wednesday, 21 September 2016	N/A		44,990 Ordinary shares (borrowed from Barclays Capital Securities Ltd, see Annexure C)
CBA Markets Limited ACN 003 485 952	Thursday, 22 September 2016	N/A		44,990 Ordinary shares (borrowed from Barclays Capital Securities Ltd, see Annexure C)

CBA Markets Limited ACN 003 485 952	Friday, 23 September 2016	N/A		41,036 Ordinary shares (borrowed from Barclays Capital Securities Ltd, see Annexure C)
CBA Markets Limited ACN 003 485 952	Monday, 26 September 2016	N/A		36,909 Ordinary shares (borrowed from Barclays Capital Securities Ltd, see Annexure C)
CBA Markets Limited ACN 003 485 952	Tuesday, 27 September 2016	N/A		36,909 Ordinary shares (borrowed from Barclays Capital Securities Ltd, see Annexure C)
CBA Markets Limited ACN 003 485 952	Wednesday, 28 September 2016	N/A		36,909 Ordinary shares (borrowed from Barclays Capital Securities Ltd, see Annexure C)
CBA Markets Limited ACN 003 485 952	Thursday, 29 September 2016	N/A		33,623 Ordinary shares (borrowed from Barclays Capital Securities Ltd, see Annexure C)
CBA Markets Limited ACN 003 485 952	Monday, 3 October 2016	N/A		13,623 Ordinary shares (borrowed from Barclays Capital Securities Ltd, see Annexure C)
CBA Markets Limited ACN 003 485 952	Tuesday, 4 October 2016	N/A		48,001 Ordinary shares (borrowed from Barclays Capital Securities Ltd, see Annexure C)
CBA Markets Limited ACN 003 485 952	Wednesday, 5 October 2016	N/A		48,001 Ordinary shares (borrowed from Barclays Capital Securities Ltd, see Annexure C)
CBA Markets Limited ACN 003 485 952	Thursday, 6 October 2016	N/A		44,575 Ordinary shares (borrowed from Barclays Capital Securities Ltd, see Annexure C)
CBA Markets Limited ACN 003 485 952	Friday, 7 October 2016	N/A		41,768 Ordinary shares (borrowed from Barclays Capital Securities Ltd, see Annexure C)
CBA Markets Limited ACN 003 485 952	Tuesday, 11 October 2016	N/A		1,164 Ordinary shares (borrowed from Barclays Capital Securities Ltd, see Annexure C)
CBA Markets Limited ACN 003 485 952	Wednesday, 12 October 2016	N/A		1,164 Ordinary shares (borrowed from Barclays Capital Securities Ltd,

				see Annexure C)
CBA Markets Limited ACN 003 485 952	Thursday, 13 October 2016	N/A		1,164 Ordinary shares (borrowed from Barclays Capital Securities Ltd, see Annexure C)
CBA Markets Limited ACN 003 485 952	Friday, 14 October 2016	N/A		1,164 Ordinary shares (borrowed from Barclays Capital Securities Ltd, see Annexure C)
CBA Markets Limited ACN 003 485 952	Monday, 17 October 2016	N/A		34,927 Ordinary shares (borrowed from Barclays Capital Securities Ltd, see Annexure C)
CBA Markets Limited ACN 003 485 952	Tuesday, 18 October 2016	N/A		34,927 Ordinary shares (borrowed from Barclays Capital Securities Ltd, see Annexure C)
CBA Markets Limited ACN 003 485 952	Wednesday, 19 October 2016	N/A		62,214 Ordinary shares (borrowed from Barclays Capital Securities Ltd, see Annexure C)
CBA Markets Limited ACN 003 485 952	Thursday, 20 October 2016	N/A		62,214 Ordinary shares (borrowed from Barclays Capital Securities Ltd, see Annexure C)
CBA Markets Limited ACN 003 485 952	Friday, 21 October 2016	N/A		84,430 Ordinary shares (borrowed from Barclays Capital Securities Ltd, see Annexure C)
CBA Markets Limited ACN 003 485 952	Monday, 24 October 2016	N/A		72,128 Ordinary shares (borrowed from Barclays Capital Securities Ltd, see Annexure C)
CBA Markets Limited ACN 003 485 952	Tuesday, 25 October 2016	N/A		70,139 Ordinary shares (borrowed from Barclays Capital Securities Ltd, see Annexure C)
CBA Markets Limited ACN 003 485 952	Wednesday, 26 October 2016	N/A		59,705 Ordinary shares (borrowed from Barclays Capital Securities Ltd, see Annexure C)
CBA Markets Limited ACN 003 485 952	Thursday, 27 October 2016	N/A		88,568 Ordinary shares (borrowed from Barclays Capital Securities Ltd, see Annexure C)
CBA Markets Limited	Friday, 28 October 2016	N/A		43,774 Ordinary shares (borrowed from Barclays

ACN 003 485 952				Capital Securities Ltd, see Annexure C)
CBA Markets Limited ACN 003 485 952	Monday, 31 October 2016	N/A		43,774 Ordinary shares (borrowed from Barclays Capital Securities Ltd, see Annexure C)
CBA Markets Limited ACN 003 485 952	Wednesday, 23 November 2016	N/A		284,198 Ordinary shares (borrowed from Barclays Capital Securities Ltd, see Annexure C)
CBA Markets Limited ACN 003 485 952	Friday, 22 July 2016	1,966.50		575 Ordinary shares
CBA Markets Limited ACN 003 485 952	Friday, 22 July 2016	1,977.80		580 Ordinary shares
CBA Markets Limited ACN 003 485 952	Friday, 22 July 2016	2,024.10		585 Ordinary shares
CBA Markets Limited ACN 003 485 952	Friday, 22 July 2016	1,978.00		575 Ordinary shares
CBA Markets Limited ACN 003 485 952	Friday, 22 July 2016	1,721.86		502 Ordinary shares
CBA Markets Limited ACN 003 485 952	Friday, 22 July 2016	1,992.30		580 Ordinary shares
CBA Markets Limited ACN 003 485 952	Monday, 25 July 2016	1,977.80		580 Ordinary shares
CBA Markets Limited ACN 003 485 952	Monday, 25 July 2016	1,989.00		585 Ordinary shares
CBA Markets Limited ACN 003 485 952	Monday, 25 July 2016	1,988.30		590 Ordinary shares
CBA Markets Limited ACN 003 485 952	Monday, 25 July 2016	1,976.50		590 Ordinary shares
CBA Markets Limited ACN 003 485 952	Monday, 25 July 2016	129.09		39 Ordinary shares
CBA Markets Limited ACN 003 485 952	Monday, 25 July 2016	1,840.36		556 Ordinary shares
CBA Markets Limited ACN 003 485 952	Monday, 25 July 2016	1,968.00		600 Ordinary shares
CBA Markets Limited ACN 003 485 952	Monday, 25 July 2016	2,000.80		610 Ordinary shares

CBA Markets Limited ACN 003 485 952	Monday, 25 July 2016	3,057.45		935 Ordinary shares
CBA Markets Limited ACN 003 485 952	Monday, 25 July 2016	1,114.75		343 Ordinary shares
CBA Markets Limited ACN 003 485 952	Monday, 25 July 2016	3,995.50		1,220 Ordinary shares
CBA Markets Limited ACN 003 485 952	Tuesday, 26 July 2016	1,906.50		615 Ordinary shares
CBA Markets Limited ACN 003 485 952	Tuesday, 26 July 2016	1,123.62		366 Ordinary shares
CBA Markets Limited ACN 003 485 952	Tuesday, 26 July 2016	1,985.75		650 Ordinary shares
CBA Markets Limited ACN 003 485 952	Tuesday, 26 July 2016	850.95		279 Ordinary shares
CBA Markets Limited ACN 003 485 952	Tuesday, 26 July 2016	1,978.10		655 Ordinary shares
CBA Markets Limited ACN 003 485 952	Tuesday, 26 July 2016	1,986.60		660 Ordinary shares
CBA Markets Limited ACN 003 485 952	Tuesday, 26 July 2016	197.44		64 Ordinary shares
CBA Markets Limited ACN 003 485 952	Tuesday, 26 July 2016	1,206.23		391 Ordinary shares
CBA Markets Limited ACN 003 485 952	Tuesday, 26 July 2016	3,023.30		980 Ordinary shares
CBA Markets Limited ACN 003 485 952	Tuesday, 26 July 2016	3,003.00		975 Ordinary shares
CBA Markets Limited ACN 003 485 952	Tuesday, 26 July 2016	1,986.60		645 Ordinary shares
CBA Markets Limited ACN 003 485 952	Tuesday, 26 July 2016	1,986.60		645 Ordinary shares
CBA Markets Limited ACN 003 485 952	Tuesday, 26 July 2016	2,947.56		957 Ordinary shares
CBA Markets Limited ACN 003 485 952	Wednesday, 27 July 2016	1,980.15		645 Ordinary shares
CBA Markets Limited ACN 003 485 952	Wednesday, 27 July 2016	3,024.00		945 Ordinary shares
CBA Markets Limited	Wednesday, 27 July	1,987.50		625 Ordinary shares

ACN 003 485 952	2016			
CBA Markets Limited ACN 003 485 952	Wednesday, 27 July 2016	1,968.75		625 Ordinary shares
CBA Markets Limited ACN 003 485 952	Wednesday, 27 July 2016	1,990.80		630 Ordinary shares
CBA Markets Limited ACN 003 485 952	Wednesday, 27 July 2016	1,984.50		630 Ordinary shares
CBA Markets Limited ACN 003 485 952	Wednesday, 27 July 2016	1,990.80		630 Ordinary shares
CBA Markets Limited ACN 003 485 952	Wednesday, 27 July 2016	2,016.00		630 Ordinary shares
CBA Markets Limited ACN 003 485 952	Wednesday, 27 July 2016	2,000.00		625 Ordinary shares
CBA Markets Limited ACN 003 485 952	Wednesday, 27 July 2016	1,876.95		582 Ordinary shares
CBA Markets Limited ACN 003 485 952	Wednesday, 27 July 2016	3,020.05		935 Ordinary shares
CBA Markets Limited ACN 003 485 952	Wednesday, 27 July 2016	1,968.00		615 Ordinary shares
CBA Markets Limited ACN 003 485 952	Wednesday, 27 July 2016	3,043.26		954 Ordinary shares
CBA Markets Limited ACN 003 485 952	Wednesday, 27 July 2016	3,234.66		1,014 Ordinary shares
CBA Markets Limited ACN 003 485 952	Thursday, 28 July 2016	1,977.80		620 Ordinary shares
CBA Markets Limited ACN 003 485 952	Thursday, 28 July 2016	1,550.13		489 Ordinary shares
CBA Markets Limited ACN 003 485 952	Thursday, 28 July 2016	431.12		136 Ordinary shares
CBA Markets Limited ACN 003 485 952	Thursday, 28 July 2016	1,981.25		625 Ordinary shares
CBA Markets Limited ACN 003 485 952	Thursday, 28 July 2016	2,003.40		630 Ordinary shares
CBA Markets Limited ACN 003 485 952	Thursday, 28 July 2016	3,014.55		945 Ordinary shares
CBA Markets Limited ACN 003 485 952	Thursday, 28 July 2016	79.63		25 Ordinary shares

CBA Markets Limited ACN 003 485 952	Thursday, 28 July 2016	1,439.62		452 Ordinary shares
CBA Markets Limited ACN 003 485 952	Thursday, 28 July 2016	238.88		75 Ordinary shares
CBA Markets Limited ACN 003 485 952	Friday, 29 July 2016	1,287.40		410 Ordinary shares
CBA Markets Limited ACN 003 485 952	Friday, 29 July 2016	722.20		230 Ordinary shares
CBA Markets Limited ACN 003 485 952	Friday, 29 July 2016	2,995.56		954 Ordinary shares
CBA Markets Limited ACN 003 485 952	Friday, 29 July 2016	4,559.28		1,452 Ordinary shares
CBA Markets Limited ACN 003 485 952	Wednesday, 3 August 2016	7,793.48		2,482 Ordinary shares
CBA Markets Limited ACN 003 485 952	Wednesday, 3 August 2016	370.52		118 Ordinary shares
CBA Markets Limited ACN 003 485 952	Wednesday, 3 August 2016	9,052.62		2,883 Ordinary shares
CBA Markets Limited ACN 003 485 952	Wednesday, 3 August 2016	615.44		196 Ordinary shares
CBA Markets Limited ACN 003 485 952	Wednesday, 3 August 2016	2,041.00		650 Ordinary shares
CBA Markets Limited ACN 003 485 952	Wednesday, 3 August 2016	515.78		164 Ordinary shares
CBA Markets Limited ACN 003 485 952	Wednesday, 3 August 2016	515.78		164 Ordinary shares
CBA Markets Limited ACN 003 485 952	Wednesday, 3 August 2016	2,373.84		756 Ordinary shares
CBA Markets Limited ACN 003 485 952	Wednesday, 3 August 2016	640.56		204 Ordinary shares
CBA Markets Limited ACN 003 485 952	Wednesday, 3 August 2016	1,048.55		335 Ordinary shares
CBA Markets Limited ACN 003 485 952	Wednesday, 3 August 2016	939.00		300 Ordinary shares
CBA Markets Limited ACN 003 485 952	Wednesday, 3 August 2016	3,419.46		1,089 Ordinary shares
CBA Markets Limited	Wednesday, 3 August	9,611.54		3,061 Ordinary shares

ACN 003 485 952	2016			
CBA Markets Limited ACN 003 485 952	Wednesday, 3 August 2016	16,456.74		5,241 Ordinary shares
CBA Markets Limited ACN 003 485 952	Wednesday, 3 August 2016	59.66		19 Ordinary shares
CBA Markets Limited ACN 003 485 952	Thursday, 4 August 2016	572.24		184 Ordinary shares
CBA Markets Limited ACN 003 485 952	Thursday, 4 August 2016	8,132.65		2,615 Ordinary shares
CBA Markets Limited ACN 003 485 952	Thursday, 4 August 2016	4,475.29		1,439 Ordinary shares
CBA Markets Limited ACN 003 485 952	Thursday, 4 August 2016	3,682.24		1,184 Ordinary shares
CBA Markets Limited ACN 003 485 952	Thursday, 4 August 2016	29,908.87		9,617 Ordinary shares
CBA Markets Limited ACN 003 485 952	Thursday, 4 August 2016	8,801.30		2,830 Ordinary shares
CBA Markets Limited ACN 003 485 952	Thursday, 4 August 2016	55.98		18 Ordinary shares
CBA Markets Limited ACN 003 485 952	Thursday, 4 August 2016	2,917.18		938 Ordinary shares
CBA Markets Limited ACN 003 485 952	Friday, 5 August 2016	4,006.80		1,260 Ordinary shares
CBA Markets Limited ACN 003 485 952	Friday, 5 August 2016	298.45		94 Ordinary shares
CBA Markets Limited ACN 003 485 952	Friday, 5 August 2016	200.02		63 Ordinary shares
CBA Markets Limited ACN 003 485 952	Friday, 5 August 2016	225.42		71 Ordinary shares
CBA Markets Limited ACN 003 485 952	Friday, 5 August 2016	600.07		189 Ordinary shares
CBA Markets Limited ACN 003 485 952	Friday, 5 August 2016	193.67		61 Ordinary shares
CBA Markets Limited ACN 003 485 952	Friday, 5 August 2016	12.70		4 Ordinary shares
CBA Markets Limited ACN 003 485 952	Friday, 5 August 2016	257.18		81 Ordinary shares

CBA Markets Limited ACN 003 485 952	Friday, 5 August 2016	15.88		5 Ordinary shares
CBA Markets Limited ACN 003 485 952	Friday, 5 August 2016	1,965.32		619 Ordinary shares
CBA Markets Limited ACN 003 485 952	Friday, 5 August 2016	9.52		3 Ordinary shares
CBA Markets Limited ACN 003 485 952	Friday, 5 August 2016	212.72		67 Ordinary shares
CBA Markets Limited ACN 003 485 952	Friday, 5 August 2016	120.65		38 Ordinary shares
CBA Markets Limited ACN 003 485 952	Friday, 5 August 2016	250.82		79 Ordinary shares
CBA Markets Limited ACN 003 485 952	Friday, 5 August 2016	222.25		70 Ordinary shares
CBA Markets Limited ACN 003 485 952	Friday, 5 August 2016	142.88		45 Ordinary shares
CBA Markets Limited ACN 003 485 952	Friday, 5 August 2016	3.17		1 Ordinary shares
CBA Markets Limited ACN 003 485 952	Friday, 5 August 2016	247.65		78 Ordinary shares
CBA Markets Limited ACN 003 485 952	Friday, 5 August 2016	3.18		1 Ordinary shares
CBA Markets Limited ACN 003 485 952	Friday, 5 August 2016	954.00		300 Ordinary shares
CBA Markets Limited ACN 003 485 952	Friday, 5 August 2016	556.50		175 Ordinary shares
CBA Markets Limited ACN 003 485 952	Friday, 5 August 2016	28.62		9 Ordinary shares
CBA Markets Limited ACN 003 485 952	Friday, 5 August 2016	954.00		300 Ordinary shares
CBA Markets Limited ACN 003 485 952	Friday, 5 August 2016	1,462.80		460 Ordinary shares
CBA Markets Limited ACN 003 485 952	Monday, 8 August 2016	1,987.50		625 Ordinary shares
CBA Markets Limited ACN 003 485 952	Monday, 8 August 2016	1,968.75		625 Ordinary shares
CBA Markets Limited	Monday, 8 August 2016	1,971.90		630 Ordinary shares

ACN 003 485 952				
CBA Markets Limited ACN 003 485 952	Monday, 8 August 2016	1,987.55		635 Ordinary shares
CBA Markets Limited ACN 003 485 952	Monday, 8 August 2016	2,992.08		959 Ordinary shares
CBA Markets Limited ACN 003 485 952	Monday, 8 August 2016	12,174.24		3,902 Ordinary shares
CBA Markets Limited ACN 003 485 952	Monday, 8 August 2016	19,397.04		6,217 Ordinary shares
CBA Markets Limited ACN 003 485 952	Monday, 8 August 2016	11,141.52		3,571 Ordinary shares
CBA Markets Limited ACN 003 485 952	Tuesday, 9 August 2016	3,188.64		1,022 Ordinary shares
CBA Markets Limited ACN 003 485 952	Tuesday, 9 August 2016	2,836.08		909 Ordinary shares
CBA Markets Limited ACN 003 485 952	Tuesday, 9 August 2016	2,836.08		909 Ordinary shares
CBA Markets Limited ACN 003 485 952	Tuesday, 9 August 2016	599.04		192 Ordinary shares
CBA Markets Limited ACN 003 485 952	Tuesday, 9 August 2016	10,193.04		3,267 Ordinary shares
CBA Markets Limited ACN 003 485 952	Tuesday, 9 August 2016	346.32		111 Ordinary shares
CBA Markets Limited ACN 003 485 952	Wednesday, 10 August 2016	3.13		1 Ordinary shares
CBA Markets Limited ACN 003 485 952	Wednesday, 10 August 2016	2,200.39		703 Ordinary shares
CBA Markets Limited ACN 003 485 952	Wednesday, 10 August 2016	5,076.86		1,622 Ordinary shares
CBA Markets Limited ACN 003 485 952	Friday, 12 August 2016	4,499.70		1,415 Ordinary shares
CBA Markets Limited ACN 003 485 952	Friday, 12 August 2016	3,953.25		1,255 Ordinary shares
CBA Markets Limited ACN 003 485 952	Friday, 12 August 2016	1,990.63		625 Ordinary shares
CBA Markets Limited ACN 003 485 952	Friday, 12 August 2016	2,034.90		630 Ordinary shares

CBA Markets Limited ACN 003 485 952	Friday, 12 August 2016	1,984.00		620 Ordinary shares
CBA Markets Limited ACN 003 485 952	Friday, 12 August 2016	3,052.83		957 Ordinary shares
CBA Markets Limited ACN 003 485 952	Friday, 12 August 2016	1,598.19		501 Ordinary shares
CBA Markets Limited ACN 003 485 952	Monday, 15 August 2016	319.50		100 Ordinary shares
CBA Markets Limited ACN 003 485 952	Monday, 15 August 2016	1,364.26		427 Ordinary shares
CBA Markets Limited ACN 003 485 952	Monday, 15 August 2016	1,111.86		348 Ordinary shares
CBA Markets Limited ACN 003 485 952	Monday, 15 August 2016	67.09		21 Ordinary shares
CBA Markets Limited ACN 003 485 952	Monday, 15 August 2016	169.33		53 Ordinary shares
CBA Markets Limited ACN 003 485 952	Monday, 15 August 2016	747.63		234 Ordinary shares
CBA Markets Limited ACN 003 485 952	Monday, 15 August 2016	1,191.73		373 Ordinary shares
CBA Markets Limited ACN 003 485 952	Monday, 15 August 2016	1,543.18		483 Ordinary shares
CBA Markets Limited ACN 003 485 952	Monday, 15 August 2016	201.29		63 Ordinary shares
CBA Markets Limited ACN 003 485 952	Monday, 15 August 2016	207.67		65 Ordinary shares
CBA Markets Limited ACN 003 485 952	Monday, 15 August 2016	198.09		62 Ordinary shares
CBA Markets Limited ACN 003 485 952	Monday, 15 August 2016	329.08		103 Ordinary shares
CBA Markets Limited ACN 003 485 952	Monday, 15 August 2016	162.94		51 Ordinary shares
CBA Markets Limited ACN 003 485 952	Monday, 15 August 2016	201.29		63 Ordinary shares
CBA Markets Limited ACN 003 485 952	Monday, 15 August 2016	67.09		21 Ordinary shares
CBA Markets Limited	Monday, 15 August	83.07		26 Ordinary shares

ACN 003 485 952	2016			
CBA Markets Limited ACN 003 485 952	Monday, 15 August 2016	10,032.00		3,135 Ordinary shares
CBA Markets Limited ACN 003 485 952	Tuesday, 16 August 2016	1,990.80		630 Ordinary shares
CBA Markets Limited ACN 003 485 952	Tuesday, 16 August 2016	3,027.28		958 Ordinary shares
CBA Markets Limited ACN 003 485 952	Tuesday, 16 August 2016	8,007.44		2,534 Ordinary shares
CBA Markets Limited ACN 003 485 952	Wednesday, 17 August 2016	7,466.64		2,348 Ordinary shares
CBA Markets Limited ACN 003 485 952	Wednesday, 17 August 2016	769.56		242 Ordinary shares
CBA Markets Limited ACN 003 485 952	Wednesday, 17 August 2016	4,989.42		1,569 Ordinary shares
CBA Markets Limited ACN 003 485 952	Thursday, 18 August 2016	26,684.80		8,339 Ordinary shares
CBA Markets Limited ACN 003 485 952	Thursday, 18 August 2016	505.60		158 Ordinary shares
CBA Markets Limited ACN 003 485 952	Thursday, 18 August 2016	12,857.60		4,018 Ordinary shares
CBA Markets Limited ACN 003 485 952	Thursday, 18 August 2016	204.80		64 Ordinary shares
CBA Markets Limited ACN 003 485 952	Friday, 19 August 2016	9,902.52		3,114 Ordinary shares
CBA Markets Limited ACN 003 485 952	Friday, 19 August 2016	343.44		108 Ordinary shares
CBA Markets Limited ACN 003 485 952	Friday, 19 August 2016	6,477.66		2,037 Ordinary shares
CBA Markets Limited ACN 003 485 952	Friday, 19 August 2016	445.20		140 Ordinary shares
CBA Markets Limited ACN 003 485 952	Friday, 19 August 2016	2,489.94		783 Ordinary shares
CBA Markets Limited ACN 003 485 952	Friday, 19 August 2016	279.84		88 Ordinary shares
CBA Markets Limited ACN 003 485 952	Friday, 19 August 2016	1,981.25		625 Ordinary shares

CBA Markets Limited ACN 003 485 952	Friday, 19 August 2016	3,987.90		1,260 Ordinary shares
CBA Markets Limited ACN 003 485 952	Monday, 22 August 2016	2,995.65		945 Ordinary shares
CBA Markets Limited ACN 003 485 952	Monday, 22 August 2016	2,684.38		859 Ordinary shares
CBA Markets Limited ACN 003 485 952	Monday, 22 August 2016	1,300.00		416 Ordinary shares
CBA Markets Limited ACN 003 485 952	Monday, 22 August 2016	1,540.63		493 Ordinary shares
CBA Markets Limited ACN 003 485 952	Monday, 22 August 2016	443.75		142 Ordinary shares
CBA Markets Limited ACN 003 485 952	Monday, 22 August 2016	16,384.59		5,337 Ordinary shares
CBA Markets Limited ACN 003 485 952	Tuesday, 23 August 2016	7,457.22		2,437 Ordinary shares
CBA Markets Limited ACN 003 485 952	Tuesday, 23 August 2016	24.48		8 Ordinary shares
CBA Markets Limited ACN 003 485 952	Tuesday, 23 August 2016	2,469.42		807 Ordinary shares
CBA Markets Limited ACN 003 485 952	Tuesday, 23 August 2016	6,689.16		2,186 Ordinary shares
CBA Markets Limited ACN 003 485 952	Tuesday, 23 August 2016	3,295.62		1,077 Ordinary shares
CBA Markets Limited ACN 003 485 952	Tuesday, 23 August 2016	3,992.55		1,290 Ordinary shares
CBA Markets Limited ACN 003 485 952	Tuesday, 23 August 2016	65.00		21 Ordinary shares
CBA Markets Limited ACN 003 485 952	Tuesday, 23 August 2016	34.05		11 Ordinary shares
CBA Markets Limited ACN 003 485 952	Tuesday, 23 August 2016	2,887.64		933 Ordinary shares
CBA Markets Limited ACN 003 485 952	Tuesday, 23 August 2016	12.38		4 Ordinary shares
CBA Markets Limited ACN 003 485 952	Tuesday, 23 August 2016	1,674.40		541 Ordinary shares
CBA Markets Limited	Tuesday, 23 August	476.63		154 Ordinary shares

ACN 003 485 952	2016			
CBA Markets Limited ACN 003 485 952	Tuesday, 23 August 2016	3,095.00		1,000 Ordinary shares
CBA Markets Limited ACN 003 485 952	Tuesday, 23 August 2016	3,986.10		1,290 Ordinary shares
CBA Markets Limited ACN 003 485 952	Wednesday, 24 August 2016	1,989.00		585 Ordinary shares
CBA Markets Limited ACN 003 485 952	Wednesday, 24 August 2016	2,035.80		585 Ordinary shares
CBA Markets Limited ACN 003 485 952	Wednesday, 24 August 2016	4,635.38		1,315 Ordinary shares
CBA Markets Limited ACN 003 485 952	Wednesday, 24 August 2016	3,983.25		1,130 Ordinary shares
CBA Markets Limited ACN 003 485 952	Wednesday, 24 August 2016	4,628.80		1,315 Ordinary shares
CBA Markets Limited ACN 003 485 952	Wednesday, 24 August 2016	1,909.70		565 Ordinary shares
CBA Markets Limited ACN 003 485 952	Wednesday, 24 August 2016	1,433.97		423 Ordinary shares
CBA Markets Limited ACN 003 485 952	Thursday, 25 August 2016	2,041.20		540 Ordinary shares
CBA Markets Limited ACN 003 485 952	Thursday, 25 August 2016	1,979.25		525 Ordinary shares
CBA Markets Limited ACN 003 485 952	Thursday, 25 August 2016	15,906.75		4,175 Ordinary shares
CBA Markets Limited ACN 003 485 952	Thursday, 25 August 2016	11,944.35		3,135 Ordinary shares
CBA Markets Limited ACN 003 485 952	Thursday, 25 August 2016	19,286.22		5,062 Ordinary shares
CBA Markets Limited ACN 003 485 952	Thursday, 25 August 2016	19,949.16		5,236 Ordinary shares
CBA Markets Limited ACN 003 485 952	Friday, 26 August 2016	1,965.60		540 Ordinary shares
CBA Markets Limited ACN 003 485 952	Friday, 26 August 2016	1,994.70		545 Ordinary shares
CBA Markets Limited ACN 003 485 952	Monday, 29 August 2016	19,783.40		5,435 Ordinary shares

CBA Markets Limited ACN 003 485 952	Tuesday, 30 August 2016	1,667.04		453 Ordinary shares
CBA Markets Limited ACN 003 485 952	Tuesday, 30 August 2016	2,944.00		800 Ordinary shares
CBA Markets Limited ACN 003 485 952	Wednesday, 31 August 2016	1,970.80		520 Ordinary shares
CBA Markets Limited ACN 003 485 952	Wednesday, 31 August 2016	1,970.80		520 Ordinary shares
CBA Markets Limited ACN 003 485 952	Wednesday, 31 August 2016	213.36		56 Ordinary shares
CBA Markets Limited ACN 003 485 952	Wednesday, 31 August 2016	23,423.88		6,148 Ordinary shares
CBA Markets Limited ACN 003 485 952	Wednesday, 31 August 2016	5,543.55		1,455 Ordinary shares
CBA Markets Limited ACN 003 485 952	Wednesday, 31 August 2016	23,206.71		6,091 Ordinary shares
CBA Markets Limited ACN 003 485 952	Thursday, 1 September 2016	289.94		76 Ordinary shares
CBA Markets Limited ACN 003 485 952	Thursday, 1 September 2016	236.53		62 Ordinary shares
CBA Markets Limited ACN 003 485 952	Thursday, 1 September 2016	247.97		65 Ordinary shares
CBA Markets Limited ACN 003 485 952	Thursday, 1 September 2016	202.19		53 Ordinary shares
CBA Markets Limited ACN 003 485 952	Thursday, 1 September 2016	720.10		190 Ordinary shares
CBA Markets Limited ACN 003 485 952	Thursday, 1 September 2016	9,209.70		2,430 Ordinary shares
CBA Markets Limited ACN 003 485 952	Thursday, 1 September 2016	296.01		78 Ordinary shares
CBA Markets Limited ACN 003 485 952	Thursday, 1 September 2016	2,603.73		687 Ordinary shares
CBA Markets Limited ACN 003 485 952	Thursday, 1 September 2016	307.39		81 Ordinary shares
CBA Markets Limited ACN 003 485 952	Thursday, 1 September 2016	341.55		90 Ordinary shares
CBA Markets Limited	Thursday, 1 September	277.03		73 Ordinary shares

ACN 003 485 952	2016			
CBA Markets Limited ACN 003 485 952	Thursday, 1 September 2016	1,731.24		458 Ordinary shares
CBA Markets Limited ACN 003 485 952	Friday, 2 September 2016	11,783.52		3,006 Ordinary shares
CBA Markets Limited ACN 003 485 952	Friday, 2 September 2016	5,593.84		1,427 Ordinary shares
CBA Markets Limited ACN 003 485 952	Friday, 2 September 2016	16,491.44		4,207 Ordinary shares
CBA Markets Limited ACN 003 485 952	Friday, 2 September 2016	13,296.64		3,392 Ordinary shares
CBA Markets Limited ACN 003 485 952	Monday, 5 September 2016	368.64		96 Ordinary shares
CBA Markets Limited ACN 003 485 952	Tuesday, 6 September 2016	13,919.92		3,551 Ordinary shares
CBA Markets Limited ACN 003 485 952	Tuesday, 6 September 2016	3,379.04		862 Ordinary shares
CBA Markets Limited ACN 003 485 952	Tuesday, 6 September 2016	2,696.96		688 Ordinary shares
CBA Markets Limited ACN 003 485 952	Tuesday, 6 September 2016	3.92		1 Ordinary shares
CBA Markets Limited ACN 003 485 952	Tuesday, 6 September 2016	1,969.50		505 Ordinary shares
CBA Markets Limited ACN 003 485 952	Tuesday, 6 September 2016	12,081.44		3,082 Ordinary shares
CBA Markets Limited ACN 003 485 952	Tuesday, 6 September 2016	5,135.20		1,310 Ordinary shares
CBA Markets Limited ACN 003 485 952	Tuesday, 6 September 2016	4,707.92		1,201 Ordinary shares
CBA Markets Limited ACN 003 485 952	Tuesday, 6 September 2016	6,032.88		1,539 Ordinary shares
CBA Markets Limited ACN 003 485 952	Tuesday, 6 September 2016	3,990.56		1,018 Ordinary shares
CBA Markets Limited ACN 003 485 952	Wednesday, 7 September 2016	4,194.40		1,070 Ordinary shares
CBA Markets Limited ACN 003 485 952	Wednesday, 7 September 2016	3,751.44		957 Ordinary shares

CBA Markets Limited ACN 003 485 952	Wednesday, 7 September 2016	5,248.88		1,339 Ordinary shares
CBA Markets Limited ACN 003 485 952	Wednesday, 7 September 2016	6,268.08		1,599 Ordinary shares
CBA Markets Limited ACN 003 485 952	Wednesday, 7 September 2016	537.04		137 Ordinary shares
CBA Markets Limited ACN 003 485 952	Thursday, 8 September 2016	13,791.78		3,573 Ordinary shares
CBA Markets Limited ACN 003 485 952	Thursday, 8 September 2016	20,585.38		5,333 Ordinary shares
CBA Markets Limited ACN 003 485 952	Thursday, 8 September 2016	3,107.30		805 Ordinary shares
CBA Markets Limited ACN 003 485 952	Thursday, 8 September 2016	13,081.54		3,389 Ordinary shares
CBA Markets Limited ACN 003 485 952	Thursday, 8 September 2016	9,985.82		2,587 Ordinary shares
CBA Markets Limited ACN 003 485 952	Friday, 9 September 2016	573.00		150 Ordinary shares
CBA Markets Limited ACN 003 485 952	Monday, 12 September 2016	8,115.00		2,164 Ordinary shares
CBA Markets Limited ACN 003 485 952	Monday, 12 September 2016	11,520.00		3,072 Ordinary shares
CBA Markets Limited ACN 003 485 952	Monday, 12 September 2016	1,979.50		535 Ordinary shares
CBA Markets Limited ACN 003 485 952	Monday, 12 September 2016	146,107.36		38,248 Ordinary shares
CBA Markets Limited ACN 003 485 952	Tuesday, 13 September 2016	296.00		80 Ordinary shares
CBA Markets Limited ACN 003 485 952	Tuesday, 13 September 2016	4,732.30		1,279 Ordinary shares
CBA Markets Limited ACN 003 485 952	Tuesday, 13 September 2016	1,971.60		530 Ordinary shares
CBA Markets Limited ACN 003 485 952	Tuesday, 13 September 2016	3,665.20		980 Ordinary shares
CBA Markets Limited ACN 003 485 952	Wednesday, 14 September 2016	1,787.29		487 Ordinary shares
CBA Markets Limited	Wednesday, 14	10,015.43		2,729 Ordinary shares

ACN 003 485 952	September 2016			
CBA Markets Limited ACN 003 485 952	Thursday, 15 September 2016	10,950.00		3,000 Ordinary shares
CBA Markets Limited ACN 003 485 952	Thursday, 15 September 2016	22,345.30		6,122 Ordinary shares
CBA Markets Limited ACN 003 485 952	Thursday, 15 September 2016	3,401.80		932 Ordinary shares
CBA Markets Limited ACN 003 485 952	Thursday, 15 September 2016	10,490.10		2,874 Ordinary shares
CBA Markets Limited ACN 003 485 952	Thursday, 15 September 2016	1,533.00		420 Ordinary shares
CBA Markets Limited ACN 003 485 952	Thursday, 15 September 2016	678.90		186 Ordinary shares
CBA Markets Limited ACN 003 485 952	Thursday, 15 September 2016	263.52		72 Ordinary shares
CBA Markets Limited ACN 003 485 952	Thursday, 15 September 2016	11,010.00		3,000 Ordinary shares
CBA Markets Limited ACN 003 485 952	Thursday, 15 September 2016	1,222.11		333 Ordinary shares
CBA Markets Limited ACN 003 485 952	Thursday, 15 September 2016	6,995.02		1,906 Ordinary shares
CBA Markets Limited ACN 003 485 952	Thursday, 15 September 2016	209,407.80		57,372 Ordinary shares
CBA Markets Limited ACN 003 485 952	Thursday, 15 September 2016	3,523.20		960 Ordinary shares
CBA Markets Limited ACN 003 485 952	Friday, 16 September 2016	158.24		43 Ordinary shares
CBA Markets Limited ACN 003 485 952	Friday, 16 September 2016	702.88		191 Ordinary shares
CBA Markets Limited ACN 003 485 952	Friday, 16 September 2016	1,052.48		286 Ordinary shares
CBA Markets Limited ACN 003 485 952	Friday, 16 September 2016	1,276.96		347 Ordinary shares
CBA Markets Limited ACN 003 485 952	Friday, 16 September 2016	3.68		1 Ordinary shares
CBA Markets Limited ACN 003 485 952	Friday, 16 September 2016	7.36		2 Ordinary shares

CBA Markets Limited ACN 003 485 952	Friday, 16 September 2016	128.80		35 Ordinary shares
CBA Markets Limited ACN 003 485 952	Friday, 16 September 2016	1,681.76		457 Ordinary shares
CBA Markets Limited ACN 003 485 952	Wednesday, 21 September 2016	2,752.50		734 Ordinary shares
CBA Markets Limited ACN 003 485 952	Wednesday, 21 September 2016	832.50		222 Ordinary shares
CBA Markets Limited ACN 003 485 952	Wednesday, 21 September 2016	221.25		59 Ordinary shares
CBA Markets Limited ACN 003 485 952	Thursday, 22 September 2016	10,077.48		2,666 Ordinary shares
CBA Markets Limited ACN 003 485 952	Thursday, 22 September 2016	1,968.75		525 Ordinary shares
CBA Markets Limited ACN 003 485 952	Thursday, 22 September 2016	455.57		121 Ordinary shares
CBA Markets Limited ACN 003 485 952	Thursday, 22 September 2016	286.14		76 Ordinary shares
CBA Markets Limited ACN 003 485 952	Thursday, 22 September 2016	158.13		42 Ordinary shares
CBA Markets Limited ACN 003 485 952	Thursday, 22 September 2016	809.48		215 Ordinary shares
CBA Markets Limited ACN 003 485 952	Thursday, 22 September 2016	500.75		133 Ordinary shares
CBA Markets Limited ACN 003 485 952	Thursday, 22 September 2016	214.61		57 Ordinary shares
CBA Markets Limited ACN 003 485 952	Thursday, 22 September 2016	663.52		176 Ordinary shares
CBA Markets Limited ACN 003 485 952	Thursday, 22 September 2016	2,635.23		699 Ordinary shares
CBA Markets Limited ACN 003 485 952	Thursday, 22 September 2016	1,859.76		492 Ordinary shares
CBA Markets Limited ACN 003 485 952	Thursday, 22 September 2016	763.56		202 Ordinary shares
CBA Markets Limited ACN 003 485 952	Friday, 23 September 2016	10,001.88		2,646 Ordinary shares
CBA Markets Limited	Friday, 23 September	3,983.20		1,040 Ordinary shares

ACN 003 485 952	2016			
CBA Markets Limited ACN 003 485 952	Friday, 23 September 2016	768.00		200 Ordinary shares
CBA Markets Limited ACN 003 485 952	Friday, 23 September 2016	3,225.60		840 Ordinary shares
CBA Markets Limited ACN 003 485 952	Friday, 23 September 2016	802.56		209 Ordinary shares
CBA Markets Limited ACN 003 485 952	Friday, 23 September 2016	2,442.24		636 Ordinary shares
CBA Markets Limited ACN 003 485 952	Friday, 23 September 2016	460.53		119 Ordinary shares
CBA Markets Limited ACN 003 485 952	Friday, 23 September 2016	2,577.42		666 Ordinary shares
CBA Markets Limited ACN 003 485 952	Friday, 23 September 2016	1,993.05		515 Ordinary shares
CBA Markets Limited ACN 003 485 952	Friday, 23 September 2016	2,171.07		561 Ordinary shares
CBA Markets Limited ACN 003 485 952	Friday, 23 September 2016	828.18		214 Ordinary shares
CBA Markets Limited ACN 003 485 952	Friday, 23 September 2016	2,038.08		528 Ordinary shares
CBA Markets Limited ACN 003 485 952	Friday, 23 September 2016	972.72		252 Ordinary shares
CBA Markets Limited ACN 003 485 952	Friday, 23 September 2016	1,687.80		435 Ordinary shares
CBA Markets Limited ACN 003 485 952	Friday, 23 September 2016	337.56		87 Ordinary shares
CBA Markets Limited ACN 003 485 952	Friday, 23 September 2016	535.44		138 Ordinary shares
CBA Markets Limited ACN 003 485 952	Friday, 23 September 2016	318.16		82 Ordinary shares
CBA Markets Limited ACN 003 485 952	Friday, 23 September 2016	108.64		28 Ordinary shares
CBA Markets Limited ACN 003 485 952	Monday, 26 September 2016	10,087.00		2,620 Ordinary shares
CBA Markets Limited ACN 003 485 952	Tuesday, 27 September 2016	1,252.96		328 Ordinary shares

CBA Markets Limited ACN 003 485 952	Tuesday, 27 September 2016	3,197.34		837 Ordinary shares
CBA Markets Limited ACN 003 485 952	Tuesday, 27 September 2016	5,466.42		1,431 Ordinary shares
CBA Markets Limited ACN 003 485 952	Wednesday, 28 September 2016	1,332.10		346 Ordinary shares
CBA Markets Limited ACN 003 485 952	Wednesday, 28 September 2016	257.95		67 Ordinary shares
CBA Markets Limited ACN 003 485 952	Wednesday, 28 September 2016	5,705.70		1,482 Ordinary shares
CBA Markets Limited ACN 003 485 952	Wednesday, 28 September 2016	2,698.85		701 Ordinary shares
CBA Markets Limited ACN 003 485 952	Wednesday, 28 September 2016	3.85		1 Ordinary shares
CBA Markets Limited ACN 003 485 952	Wednesday, 28 September 2016	960.00		250 Ordinary shares
CBA Markets Limited ACN 003 485 952	Wednesday, 28 September 2016	1,017.60		265 Ordinary shares
CBA Markets Limited ACN 003 485 952	Thursday, 29 September 2016	9,800.54		2,539 Ordinary shares
CBA Markets Limited ACN 003 485 952	Thursday, 29 September 2016	250.90		65 Ordinary shares
CBA Markets Limited ACN 003 485 952	Friday, 30 September 2016	3,255.50		850 Ordinary shares
CBA Markets Limited ACN 003 485 952	Friday, 30 September 2016	1,972.45		515 Ordinary shares
CBA Markets Limited ACN 003 485 952	Tuesday, 4 October 2016	1,955.10		490 Ordinary shares
CBA Markets Limited ACN 003 485 952	Wednesday, 5 October 2016	9,952.00		2,488 Ordinary shares
CBA Markets Limited ACN 003 485 952	Thursday, 6 October 2016	11,131.50		2,715 Ordinary shares
CBA Markets Limited ACN 003 485 952	Thursday, 6 October 2016	20,094.10		4,901 Ordinary shares
CBA Markets Limited ACN 003 485 952	Monday, 10 October 2016	7,699.05		1,901 Ordinary shares
CBA Markets Limited	Monday, 10 October	12,028.50		2,970 Ordinary shares

ACN 003 485 952	2016			
CBA Markets Limited ACN 003 485 952	Monday, 10 October 2016	60.75		15 Ordinary shares
CBA Markets Limited ACN 003 485 952	Monday, 10 October 2016	206.55		51 Ordinary shares
CBA Markets Limited ACN 003 485 952	Monday, 10 October 2016	247.05		61 Ordinary shares
CBA Markets Limited ACN 003 485 952	Tuesday, 11 October 2016	1,037.85		255 Ordinary shares
CBA Markets Limited ACN 003 485 952	Tuesday, 11 October 2016	4,997.96		1,228 Ordinary shares
CBA Markets Limited ACN 003 485 952	Tuesday, 11 October 2016	3,137.97		771 Ordinary shares
CBA Markets Limited ACN 003 485 952	Tuesday, 11 October 2016	870.98		214 Ordinary shares
CBA Markets Limited ACN 003 485 952	Tuesday, 11 October 2016	4.07		1 Ordinary shares
CBA Markets Limited ACN 003 485 952	Tuesday, 11 October 2016	1,969.80		490 Ordinary shares
CBA Markets Limited ACN 003 485 952	Tuesday, 11 October 2016	1,984.95		495 Ordinary shares
CBA Markets Limited ACN 003 485 952	Tuesday, 11 October 2016	5,133.54		1,277 Ordinary shares
CBA Markets Limited ACN 003 485 952	Wednesday, 12 October 2016	1,967.50		500 Ordinary shares
CBA Markets Limited ACN 003 485 952	Wednesday, 12 October 2016	840.65		215 Ordinary shares
CBA Markets Limited ACN 003 485 952	Thursday, 13 October 2016	391.00		100 Ordinary shares
CBA Markets Limited ACN 003 485 952	Thursday, 13 October 2016	301.07		77 Ordinary shares
CBA Markets Limited ACN 003 485 952	Thursday, 13 October 2016	426.19		109 Ordinary shares
CBA Markets Limited ACN 003 485 952	Thursday, 13 October 2016	152.49		39 Ordinary shares
CBA Markets Limited ACN 003 485 952	Thursday, 13 October 2016	2,009.74		514 Ordinary shares

CBA Markets Limited ACN 003 485 952	Thursday, 13 October 2016	54.74		14 Ordinary shares
CBA Markets Limited ACN 003 485 952	Thursday, 13 October 2016	742.90		190 Ordinary shares
CBA Markets Limited ACN 003 485 952	Thursday, 13 October 2016	703.80		180 Ordinary shares
CBA Markets Limited ACN 003 485 952	Thursday, 13 October 2016	742.90		190 Ordinary shares
CBA Markets Limited ACN 003 485 952	Thursday, 13 October 2016	541.80		140 Ordinary shares
CBA Markets Limited ACN 003 485 952	Friday, 14 October 2016	1,970.80		520 Ordinary shares
CBA Markets Limited ACN 003 485 952	Monday, 17 October 2016	9,896.32		2,632 Ordinary shares
CBA Markets Limited ACN 003 485 952	Tuesday, 18 October 2016	1,428.20		386 Ordinary shares
CBA Markets Limited ACN 003 485 952	Tuesday, 18 October 2016	936.10		253 Ordinary shares
CBA Markets Limited ACN 003 485 952	Tuesday, 18 October 2016	629.00		170 Ordinary shares
CBA Markets Limited ACN 003 485 952	Tuesday, 18 October 2016	3,651.90		987 Ordinary shares
CBA Markets Limited ACN 003 485 952	Tuesday, 18 October 2016	3,185.70		861 Ordinary shares
CBA Markets Limited ACN 003 485 952	Tuesday, 18 October 2016	88.80		24 Ordinary shares
CBA Markets Limited ACN 003 485 952	Tuesday, 18 October 2016	1,976.40		540 Ordinary shares
CBA Markets Limited ACN 003 485 952	Wednesday, 19 October 2016	1,119.60		311 Ordinary shares
CBA Markets Limited ACN 003 485 952	Wednesday, 19 October 2016	8,823.60		2,451 Ordinary shares
CBA Markets Limited ACN 003 485 952	Thursday, 20 October 2016	833.91		231 Ordinary shares
CBA Markets Limited ACN 003 485 952	Thursday, 20 October 2016	9,136.91		2,531 Ordinary shares
CBA Markets Limited	Friday, 21 October 2016	15,218.01		4,239 Ordinary shares

ACN 003 485 952				
CBA Markets Limited ACN 003 485 952	Friday, 21 October 2016	12,012.14		3,346 Ordinary shares
CBA Markets Limited ACN 003 485 952	Friday, 21 October 2016	2,742.76		764 Ordinary shares
CBA Markets Limited ACN 003 485 952	Friday, 21 October 2016	9,050.39		2,521 Ordinary shares
CBA Markets Limited ACN 003 485 952	Friday, 21 October 2016	4,203.89		1,171 Ordinary shares
CBA Markets Limited ACN 003 485 952	Friday, 21 October 2016	929.81		259 Ordinary shares
CBA Markets Limited ACN 003 485 952	Friday, 21 October 2016	682.10		190 Ordinary shares
CBA Markets Limited ACN 003 485 952	Friday, 21 October 2016	1,371.38		382 Ordinary shares
CBA Markets Limited ACN 003 485 952	Friday, 21 October 2016	919.04		256 Ordinary shares
CBA Markets Limited ACN 003 485 952	Friday, 21 October 2016	100.52		28 Ordinary shares
CBA Markets Limited ACN 003 485 952	Wednesday, 26 October 2016	4,047.72		1,137 Ordinary shares
CBA Markets Limited ACN 003 485 952	Wednesday, 26 October 2016	897.12		252 Ordinary shares
CBA Markets Limited ACN 003 485 952	Wednesday, 26 October 2016	1,976.80		560 Ordinary shares
CBA Markets Limited ACN 003 485 952	Thursday, 27 October 2016	1,937.95		565 Ordinary shares
CBA Markets Limited ACN 003 485 952	Friday, 28 October 2016	5,001.75		1,425 Ordinary shares
CBA Markets Limited ACN 003 485 952	Monday, 31 October 2016	4,187.43		1,193 Ordinary shares
CBA Markets Limited ACN 003 485 952	Monday, 31 October 2016	814.32		232 Ordinary shares
CBA Markets Limited ACN 003 485 952	Wednesday, 2 November 2016	1,960.75		575 Ordinary shares
CBA Markets Limited ACN 003 485 952	Wednesday, 2 November 2016	3,342.82		989 Ordinary shares

CBA Markets Limited ACN 003 485 952	Wednesday, 2 November 2016	1,960.40		580 Ordinary shares
CBA Markets Limited ACN 003 485 952	Monday, 7 November 2016	1,917.37		559 Ordinary shares
CBA Markets Limited ACN 003 485 952	Monday, 7 November 2016	3,309.95		965 Ordinary shares
CBA Markets Limited ACN 003 485 952	Tuesday, 8 November 2016	1,863.90		545 Ordinary shares
CBA Markets Limited ACN 003 485 952	Tuesday, 8 November 2016	1,019.16		298 Ordinary shares
CBA Markets Limited ACN 003 485 952	Tuesday, 8 November 2016	2,103.30		615 Ordinary shares
CBA Markets Limited ACN 003 485 952	Wednesday, 9 November 2016	3,699.20		1,088 Ordinary shares
CBA Markets Limited ACN 003 485 952	Wednesday, 9 November 2016	975.80		287 Ordinary shares
CBA Markets Limited ACN 003 485 952	Wednesday, 9 November 2016	341.00		100 Ordinary shares
CBA Markets Limited ACN 003 485 952	Wednesday, 9 November 2016	229.60		70 Ordinary shares
CBA Markets Limited ACN 003 485 952	Wednesday, 9 November 2016	1,948.10		605 Ordinary shares
CBA Markets Limited ACN 003 485 952	Wednesday, 9 November 2016	1,316.55		393 Ordinary shares
CBA Markets Limited ACN 003 485 952	Wednesday, 9 November 2016	1,993.25		595 Ordinary shares
CBA Markets Limited ACN 003 485 952	Wednesday, 9 November 2016	55.93		17 Ordinary shares
CBA Markets Limited ACN 003 485 952	Wednesday, 9 November 2016	2,002.55		605 Ordinary shares
CBA Markets Limited ACN 003 485 952	Wednesday, 9 November 2016	1,984.40		605 Ordinary shares
CBA Markets Limited ACN 003 485 952	Wednesday, 9 November 2016	1,007.34		309 Ordinary shares
CBA Markets Limited ACN 003 485 952	Wednesday, 9 November 2016	52.16		16 Ordinary shares
CBA Markets Limited	Thursday, 10 November	2,222.64		648 Ordinary shares

ACN 003 485 952	2016			
CBA Markets Limited ACN 003 485 952	Thursday, 10 November 2016	2,058.00		600 Ordinary shares
CBA Markets Limited ACN 003 485 952	Thursday, 10 November 2016	377.30		110 Ordinary shares
CBA Markets Limited ACN 003 485 952	Thursday, 10 November 2016	377.30		110 Ordinary shares
CBA Markets Limited ACN 003 485 952	Thursday, 10 November 2016	178.36		52 Ordinary shares
CBA Markets Limited ACN 003 485 952	Thursday, 10 November 2016	1,358.28		396 Ordinary shares
CBA Markets Limited ACN 003 485 952	Thursday, 10 November 2016	631.12		184 Ordinary shares
CBA Markets Limited ACN 003 485 952	Friday, 11 November 2016	5,001.50		1,429 Ordinary shares
CBA Markets Limited ACN 003 485 952	Friday, 11 November 2016	1,960.75		575 Ordinary shares
CBA Markets Limited ACN 003 485 952	Friday, 11 November 2016	2,503.20		745 Ordinary shares
CBA Markets Limited ACN 003 485 952	Monday, 14 November 2016	3,370.00		1,000 Ordinary shares
CBA Markets Limited ACN 003 485 952	Monday, 14 November 2016	1,644.56		488 Ordinary shares
CBA Markets Limited ACN 003 485 952	Tuesday, 15 November 2016	1,102.20		330 Ordinary shares
CBA Markets Limited ACN 003 485 952	Tuesday, 15 November 2016	5,381.64		1,661 Ordinary shares
CBA Markets Limited ACN 003 485 952	Tuesday, 15 November 2016	8,582.76		2,649 Ordinary shares
CBA Markets Limited ACN 003 485 952	Tuesday, 15 November 2016	984.96		304 Ordinary shares
CBA Markets Limited ACN 003 485 952	Wednesday, 16 November 2016	10,091.22		3,086 Ordinary shares
CBA Markets Limited ACN 003 485 952	Wednesday, 16 November 2016	1,992.60		615 Ordinary shares
CBA Markets Limited ACN 003 485 952	Thursday, 17 November 2016	8,461.75		3,077 Ordinary shares

CBA Markets Limited ACN 003 485 952	Thursday, 17 November 2016	1,319.70		498 Ordinary shares
CBA Markets Limited ACN 003 485 952	Thursday, 17 November 2016	290.82		111 Ordinary shares
CBA Markets Limited ACN 003 485 952	Thursday, 17 November 2016	15,239.14		6,403 Ordinary shares
CBA Markets Limited ACN 003 485 952	Thursday, 17 November 2016	1,201.90		505 Ordinary shares
CBA Markets Limited ACN 003 485 952	Thursday, 17 November 2016	18,797.24		7,898 Ordinary shares
CBA Markets Limited ACN 003 485 952	Friday, 18 November 2016	2,021.25		735 Ordinary shares
CBA Markets Limited ACN 003 485 952	Friday, 18 November 2016	269.00		100 Ordinary shares
CBA Markets Limited ACN 003 485 952	Monday, 21 November 2016	1,983.60		760 Ordinary shares
CBA Markets Limited ACN 003 485 952	Monday, 21 November 2016	8,375.63		3,259 Ordinary shares
CBA Markets Limited ACN 003 485 952	Tuesday, 22 November 2016	492.78		191 Ordinary shares
CBA Markets Limited ACN 003 485 952	Tuesday, 22 November 2016	1,166.16		452 Ordinary shares
CBA Markets Limited ACN 003 485 952	Tuesday, 22 November 2016	2,985.06		1,157 Ordinary shares
CBA Markets Limited ACN 003 485 952	Tuesday, 22 November 2016	28.38		11 Ordinary shares
CBA Markets Limited ACN 003 485 952	Tuesday, 22 November 2016	343.14		133 Ordinary shares
CBA Markets Limited ACN 003 485 952	Tuesday, 22 November 2016	5.16		2 Ordinary shares
CBA Markets Limited ACN 003 485 952	Tuesday, 22 November 2016	1,967.10		790 Ordinary shares
CBA Markets Limited ACN 003 485 952	Tuesday, 22 November 2016	1,984.00		800 Ordinary shares
CBA Markets Limited ACN 003 485 952	Tuesday, 22 November 2016	2,073.28		836 Ordinary shares
CBA Markets Limited	Tuesday, 22 November	756.40		305 Ordinary shares

ACN 003 485 952	2016			
CBA Markets Limited ACN 003 485 952	Tuesday, 22 November 2016	74.40		30 Ordinary shares
CBA Markets Limited ACN 003 485 952	Tuesday, 22 November 2016	11,383.20		4,590 Ordinary shares
CBA Markets Limited ACN 003 485 952	Tuesday, 22 November 2016	40,161.12		16,194 Ordinary shares
CBA Markets Limited ACN 003 485 952	Wednesday, 23 November 2016	5,060.16		2,016 Ordinary shares
CBA Markets Limited ACN 003 485 952	Monday, 25 July 2016	N/A		3 Ordinary shares (borrowed from Merrill Lynch International, see Annexure C)
CBA Markets Limited ACN 003 485 952	Friday, 19 August 2016	N/A		460,056 Ordinary shares (borrowed from Merrill Lynch International, see Annexure C)
CBA Markets Limited ACN 003 485 952	Monday, 22 August 2016	N/A		460,056 Ordinary shares (borrowed from Merrill Lynch International, see Annexure C)
CBA Markets Limited ACN 003 485 952	Tuesday, 23 August 2016	N/A		460,056 Ordinary shares (borrowed from Merrill Lynch International, see Annexure C)
CBA Markets Limited ACN 003 485 952	Wednesday, 24 August 2016	N/A		460,056 Ordinary shares (borrowed from Merrill Lynch International, see Annexure C)
CBA Markets Limited ACN 003 485 952	Thursday, 25 August 2016	N/A		460,056 Ordinary shares (borrowed from Merrill Lynch International, see Annexure C)
CBA Markets Limited ACN 003 485 952	Friday, 26 August 2016	N/A		460,056 Ordinary shares (borrowed from Merrill Lynch International, see Annexure C)
CBA Markets Limited ACN 003 485 952	Monday, 29 August 2016	N/A		460,056 Ordinary shares (borrowed from Merrill Lynch International, see Annexure C)
CBA Markets Limited ACN 003 485 952	Tuesday, 30 August 2016	N/A		80,946 Ordinary shares (borrowed from Merrill Lynch International, see

				Annexure C)
CBA Markets Limited ACN 003 485 952	Monday, 26 September 2016	N/A		1 Ordinary shares (borrowed from Merrill Lynch International, see Annexure C)
CBA Markets Limited ACN 003 485 952	Tuesday, 27 September 2016	N/A		1 Ordinary shares (borrowed from Merrill Lynch International, see Annexure C)
CBA Markets Limited ACN 003 485 952	Wednesday, 28 September 2016	N/A		1 Ordinary shares (borrowed from Merrill Lynch International, see Annexure C)
CBA Markets Limited ACN 003 485 952	Thursday, 29 September 2016	N/A		1 Ordinary shares (borrowed from Merrill Lynch International, see Annexure C)
CBA Markets Limited ACN 003 485 952	Friday, 30 September 2016	N/A		1 Ordinary shares (borrowed from Merrill Lynch International, see Annexure C)
CBA Markets Limited ACN 003 485 952	Monday, 3 October 2016	N/A		1 Ordinary shares (borrowed from Merrill Lynch International, see Annexure C)
CBA Markets Limited ACN 003 485 952	Tuesday, 4 October 2016	N/A		1 Ordinary shares (borrowed from Merrill Lynch International, see Annexure C)
CBA Markets Limited ACN 003 485 952	Wednesday, 5 October 2016	N/A		1 Ordinary shares (borrowed from Merrill Lynch International, see Annexure C)
CBA Markets Limited ACN 003 485 952	Thursday, 6 October 2016	N/A		1 Ordinary shares (borrowed from Merrill Lynch International, see Annexure C)
CBA Markets Limited ACN 003 485 952	Friday, 7 October 2016	N/A		1 Ordinary shares (borrowed from Merrill Lynch International, see Annexure C)
CBA Markets Limited ACN 003 485 952	Monday, 10 October 2016	N/A		1 Ordinary shares (borrowed from Merrill Lynch International, see Annexure C)
CBA Markets Limited	Tuesday, 11 October	N/A		1 Ordinary shares (borrowed from Merrill


ACN 003 485 952	2016			Lynch International, see Annexure C)
CBA Markets Limited ACN 003 485 952	Wednesday, 12 October 2016	N/A		1 Ordinary shares (borrowed from Merrill Lynch International, see Annexure C)
CBA Markets Limited ACN 003 485 952	Thursday, 13 October 2016	N/A		1 Ordinary shares (borrowed from Merrill Lynch International, see Annexure C)
CBA Markets Limited ACN 003 485 952	Friday, 14 October 2016	N/A		1 Ordinary shares (borrowed from Merrill Lynch International, see Annexure C)
CBA Markets Limited ACN 003 485 952	Monday, 17 October 2016	N/A		1 Ordinary shares (borrowed from Merrill Lynch International, see Annexure C)
CBA Markets Limited ACN 003 485 952	Tuesday, 18 October 2016	N/A		1 Ordinary shares (borrowed from Merrill Lynch International, see Annexure C)
CBA Markets Limited ACN 003 485 952	Wednesday, 19 October 2016	N/A		1 Ordinary shares (borrowed from Merrill Lynch International, see Annexure C)
CBA Markets Limited ACN 003 485 952	Thursday, 20 October 2016	N/A		1 Ordinary shares (borrowed from Merrill Lynch International, see Annexure C)
CBA Markets Limited ACN 003 485 952	Friday, 21 October 2016	N/A		1 Ordinary shares (borrowed from Merrill Lynch International, see Annexure C)
CBA Markets Limited ACN 003 485 952	Monday, 24 October 2016	N/A		2 Ordinary shares (borrowed from Merrill Lynch International, see Annexure C)
CBA Markets Limited ACN 003 485 952	Tuesday, 25 October 2016	N/A		2 Ordinary shares (borrowed from Merrill Lynch International, see Annexure C)
CBA Markets Limited ACN 003 485 952	Wednesday, 26 October 2016	N/A		2 Ordinary shares (borrowed from Merrill Lynch International, see Annexure C)

CBA Markets Limited ACN 003 485 952	Thursday, 27 October 2016	N/A		2 Ordinary shares (borrowed from Merrill Lynch International, see Annexure C)
CBA Markets Limited ACN 003 485 952	Friday, 28 October 2016	N/A		2 Ordinary shares (borrowed from Merrill Lynch International, see Annexure C)
CBA Markets Limited ACN 003 485 952	Monday, 31 October 2016	N/A		2 Ordinary shares (borrowed from Merrill Lynch International, see Annexure C)
CBA Markets Limited ACN 003 485 952	Tuesday, 1 November 2016	N/A		2 Ordinary shares (borrowed from Merrill Lynch International, see Annexure C)
CBA Markets Limited ACN 003 485 952	Wednesday, 2 November 2016	N/A		2 Ordinary shares (borrowed from Merrill Lynch International, see Annexure C)
CBA Markets Limited ACN 003 485 952	Thursday, 3 November 2016	N/A		2 Ordinary shares (borrowed from Merrill Lynch International, see Annexure C)
CBA Markets Limited ACN 003 485 952	Friday, 4 November 2016	N/A		2 Ordinary shares (borrowed from Merrill Lynch International, see Annexure C)
CBA Markets Limited ACN 003 485 952	Monday, 7 November 2016	N/A		2 Ordinary shares (borrowed from Merrill Lynch International, see Annexure C)
CBA Markets Limited ACN 003 485 952	Tuesday, 8 November 2016	N/A		2 Ordinary shares (borrowed from Merrill Lynch International, see Annexure C)
CBA Markets Limited ACN 003 485 952	Wednesday, 9 November 2016	N/A		2 Ordinary shares (borrowed from Merrill Lynch International, see Annexure C)
CBA Markets Limited ACN 003 485 952	Thursday, 10 November 2016	N/A		2 Ordinary shares (borrowed from Merrill Lynch International, see Annexure C)
CBA Markets Limited ACN 003 485 952	Friday, 11 November 2016	N/A		3 Ordinary shares (borrowed from Merrill Lynch International, see

				Annexure C)
CBA Markets Limited ACN 003 485 952	Monday, 14 November 2016	N/A		3 Ordinary shares (borrowed from Merrill Lynch International, see Annexure C)
CBA Markets Limited ACN 003 485 952	Tuesday, 15 November 2016	N/A		3 Ordinary shares (borrowed from Merrill Lynch International, see Annexure C)
CBA Markets Limited ACN 003 485 952	Wednesday, 16 November 2016	N/A		3 Ordinary shares (borrowed from Merrill Lynch International, see Annexure C)
CBA Markets Limited ACN 003 485 952	Thursday, 17 November 2016	N/A		3 Ordinary shares (borrowed from Merrill Lynch International, see Annexure C)
CBA Markets Limited ACN 003 485 952	Friday, 18 November 2016	N/A		3 Ordinary shares (borrowed from Merrill Lynch International, see Annexure C)
CBA Markets Limited ACN 003 485 952	Monday, 21 November 2016	N/A		3 Ordinary shares (borrowed from Merrill Lynch International, see Annexure C)
CBA Markets Limited ACN 003 485 952	Tuesday, 22 November 2016	N/A		3 Ordinary shares (borrowed from Merrill Lynch International, see Annexure C)
CBA Markets Limited ACN 003 485 952	Wednesday, 23 November 2016	N/A		3 Ordinary shares (borrowed from Merrill Lynch International, see Annexure C)

Annexure C

This is annexure C referred to in Form 603, Notice of initial substantial holder dated **23/11/2016**



Carla Collingwood

Company Secretary

Dated the 28 November 2016

Commonwealth Bank of Australia will, if requested by the company or responsible entity to whom this form must be given or by the Australian Securities and Investments Commission (ASIC), give a copy of one or more of the following agreements to the company, responsible entity or ASIC (as appropriate).

Merrill Lynch International

Type of agreement:	Global Master Securities Lending Agreement
Parties to agreement:	(1) Commonwealth Bank of Australia and (2) Merrill Lynch International
Can the parties exercise voting rights attaching to the securities?	No
If yes, in what circumstances?	N/A
Date on which the securities were (or are) expected to be delivered to the borrower or its nominee (ie borrow date):	The dates indicated in Annexure B on which securities were borrowed.
Scheduled date (if any) when the securities are expected to be returned to the borrower or its nominee (ie return date):	Any particular day.
Does the borrower have the right to return the securities early? [Yes/No]	Yes
If yes, in which circumstances?	At any time subject to giving notice.
Does the lender have the right to recall the securities early (ie before the scheduled return date)? [Yes/No]	Yes
If yes, in which circumstances?	At any time subject to giving notice.
Are there circumstances in which the borrower will not be required to return the securities on settlement? [Yes/No]	No
If yes, in which circumstances?	N/A

Barclays Capital Securities Ltd

Type of agreement:	Global Master Securities Lending Agreement
--------------------	--------------------------------------------

Parties to agreement:	(1) Commonwealth Bank of Australia and (2) Barclays Capital Securities Ltd
Can the parties exercise voting rights attaching to the securities?	No
If yes, in what circumstances?	N/A
Date on which the securities were (or are) expected to be delivered to the borrower or its nominee (ie borrow date):	The dates indicated in Annexure B on which securities were borrowed.
Scheduled date (if any) when the securities are expected to be returned to the borrower or its nominee (ie return date):	Any particular day.
Does the borrower have the right to return the securities early? [Yes/No]	Yes
If yes, in which circumstances?	At any time subject to giving notice.
Does the lender have the right to recall the securities early (ie before the scheduled return date)? [Yes/No]	Yes
If yes, in which circumstances?	At any time subject to giving notice.
Are there circumstances in which the borrower will not be required to return the securities on settlement? [Yes/No]	No
If yes, in which circumstances?	N/A

UBS AG (Agreement 3)

Type of agreement:	Australian Master Securities Lending Agreement
Parties to agreement:	(1) UBS AG; and (2) Colonial First State Investments Limited
Can the parties exercise voting rights attaching to the securities?	No
If yes, in what circumstances?	N/A
Date on which the securities were (or are) expected to be delivered to the borrower or its nominee (ie borrow date):	The dates indicated in Annexure B on which securities were borrowed.
Scheduled date (if any) when the securities are expected to be returned to the borrower or its nominee (ie return date):	Any particular day.
Does the borrower have the right to return the securities early? [Yes/No]	Yes
If yes, in which circumstances?	At any time subject to giving notice.
Does the lender have the right to recall the securities early (ie	Yes

before the scheduled return date)? [Yes/No]	
If yes, in which circumstances?	At any time subject to giving notice.
Are there circumstances in which the borrower will not be required to return the securities on settlement? [Yes/No]	No
If yes, in which circumstances?	N/A

UBS AG (Agreement 1)

Type of agreement:	Australian Master Securities Lending Agreement
Parties to agreement:	(1) UBS AG; and (2) Colonial First State Investments Limited
Can the parties exercise voting rights attaching to the securities?	No
If yes, in what circumstances?	N/A
Date on which the securities were (or are) expected to be delivered to the borrower or its nominee (ie borrow date):	The dates indicated in Annexure B on which securities were borrowed.
Scheduled date (if any) when the securities are expected to be returned to the borrower or its nominee (ie return date):	Any particular day.
Does the borrower have the right to return the securities early? [Yes/No]	Yes
If yes, in which circumstances?	At any time subject to giving notice.
Does the lender have the right to recall the securities early (ie before the scheduled return date)? [Yes/No]	Yes
If yes, in which circumstances?	At any time subject to giving notice.
Are there circumstances in which the borrower will not be required to return the securities on settlement? [Yes/No]	No
If yes, in which circumstances?	N/A

UBS AG (Agreement 2)

Type of agreement:	Australian Master Securities Lending Agreement
Parties to agreement:	(1) UBS AG; and (2) Colonial First State Investments Limited
Can the parties exercise voting rights attaching to the securities?	No

If yes, in what circumstances?	N/A
Date on which the securities were (or are) expected to be delivered to the borrower or its nominee (ie borrow date):	The dates indicated in Annexure B on which securities were borrowed.
Scheduled date (if any) when the securities are expected to be returned to the borrower or its nominee (ie return date):	Any particular day.
Does the borrower have the right to return the securities early? [Yes/No]	Yes
If yes, in which circumstances?	At any time subject to giving notice.
Does the lender have the right to recall the securities early (ie before the scheduled return date)? [Yes/No]	Yes
If yes, in which circumstances?	At any time subject to giving notice.
Are there circumstances in which the borrower will not be required to return the securities on settlement? [Yes/No]	No
If yes, in which circumstances?	N/A

Citigroup Global Markets Limited (Agreement 2)

Type of agreement:	Australian Master Securities Lending Agreement
Parties to agreement:	(1) Citigroup Global Markets Limited; and (2) Colonial First State Investments Limited
Can the parties exercise voting rights attaching to the securities?	No
If yes, in what circumstances?	N/A
Date on which the securities were (or are) expected to be delivered to the borrower or its nominee (ie borrow date):	The dates indicated in Annexure B on which securities were borrowed.
Scheduled date (if any) when the securities are expected to be returned to the borrower or its nominee (ie return date):	Any particular day.
Does the borrower have the right to return the securities early? [Yes/No]	Yes
If yes, in which circumstances?	At any time subject to giving notice.
Does the lender have the right to recall the securities early (ie before the scheduled return date)? [Yes/No]	Yes
If yes, in which circumstances?	At any time subject to giving notice.
Are there circumstances in which the borrower will not be	No

required to return the securities on settlement? [Yes/No]	
If yes, in which circumstances?	N/A

UBS AG (Agreement 10)

Type of agreement:	Australian Master Securities Lending Agreement
Parties to agreement:	(1) UBS AG; and (2) Colonial First State Investments Limited
Can the parties exercise voting rights attaching to the securities?	No
If yes, in what circumstances?	N/A
Date on which the securities were (or are) expected to be delivered to the borrower or its nominee (ie borrow date):	The dates indicated in Annexure B on which securities were borrowed.
Scheduled date (if any) when the securities are expected to be returned to the borrower or its nominee (ie return date):	Any particular day.
Does the borrower have the right to return the securities early? [Yes/No]	Yes
If yes, in which circumstances?	At any time subject to giving notice.
Does the lender have the right to recall the securities early (ie before the scheduled return date)? [Yes/No]	Yes
If yes, in which circumstances?	At any time subject to giving notice.
Are there circumstances in which the borrower will not be required to return the securities on settlement? [Yes/No]	No
If yes, in which circumstances?	N/A