

FORM 603

Corporations Act 2001

Section 671B

Notice of initial substantial holder**To: Company Name/Scheme: ARDENT LEISURE GROUP**

ACN/ARSN: Ardent Leisure Trust (ARSN 093 193 438)

Ardent Leisure Limited (104 529 106)

1. Details of substantial holder

Name: Commonwealth Bank of Australia ACN 123 123 124 (CBA) and its related bodies corporate listed in annexure A

The holder became a substantial holder on: **06/01/2017****2. Details of voting power**

The total number of votes attached to all the voting shares in the company or voting interests in the scheme that the substantial holder or an associate had a relevant interest in on the date the substantial holder became a substantial holder are as follows.

Class of securities	Number of securities	Person's votes	Voting power (%)
Fully Paid stapled securities	12,336,308	12,336,308	2.62

For the Securities (if any) listed below see NOTE 1 at the end of this form

Class of securities	Number of securities	Person's votes	Voting power (%)
Fully Paid stapled securities	11,364,878	11,364,878	2.42

Class of securities	Number of securities	Person's votes	Voting power (%)
GRAND TOTAL Fully paid stapled securities	23,701,186	23,701,186	5.05

3. Details of relevant interests

The nature of the relevant interest the substantial holder or an associate had in the following voting securities on the date the substantial holder became a substantial holder are as follows:

Holder of relevant interest	Nature of relevant interest	Class and number of securities
Avanteos Investments Limited ACN 096 259 979	<p>Relevant interest under paragraph 608(1)(a), 608(1)(b) and 608(1)(c) of the Corporations Act 2001 (Cth), being a relevant interest arising as a result of being the registered holder of the relevant securities in its capacity as a superannuation trustee. In addition, if any OTC derivatives, warrants or other securities (other than stapled securities or ordinary units (as applicable)) are referred to below in this row, the relevant interest in respect of those securities arises under subsection 608(8) being an accelerated relevant interest held in the same capacity.</p> <p>Nature of relevant interest derived from; stapled securities 118,237</p>	<p>118,237 Fully paid stapled securities</p>
Colonial First State Investments Limited (Note 1) ACN 002 348 352	<p>Relevant interest under paragraph 608(1)(b) and/or 608(1)(c) of the Corporations Act 2001 (Cth), being a relevant interest arising from having the residual power to control the exercise of the right to vote attached to securities and/or to control the exercise of the power to dispose of securities in its capacity as a responsible entity of a managed investment scheme (which managed investment scheme is not managed by either Colonial First State Investments Limited or a related body corporate). In addition, if any OTC derivatives, warrants or other securities (other than stapled securities or ordinary units (as applicable)) are referred to below in this row, the relevant interest in respect of those securities arises under subsection 608(8) being a residual accelerated relevant interest held in the same capacity. Colonial First State Investments Limited has authorised the manager of each such managed investment scheme to exercise the powers referred to in paragraph 608(1)(b) and/or 608(1)(c) of the Corporations Act 2001 (Cth) in relation to those securities managed by the manager to the exclusion of Colonial First State Investments Limited except for provisions allowing Colonial First State Investments Limited to terminate the agreement with the manager or to exercise those powers where the agreement is terminated.</p> <p>Nature of relevant interest derived from; stapled securities 11,364,878</p>	<p>11,364,878 Fully paid stapled securities</p> <p>(including 118,379 borrowed from Citigroup Global Markets Limited (Agreement 1), see Annexure C)</p> <p>(including 241,985 borrowed from UBS AG (Agreement 1), see Annexure C)</p> <p>(including 471,926 borrowed from UBS AG (Agreement 2), see Annexure C)</p>
Realindex Investments Pty Limited ACN 133 312 017	<p>Relevant interest under paragraph 608(1)(b) and/or 608(1)(c) of the Corporations Act 2001 (Cth), being a relevant interest arising from having the power to control the exercise of the right to vote attached to securities and/or to control the exercise of the power to dispose of securities in its capacity as investment manager, as provided for under its investment mandates. In addition, if any OTC derivatives, warrants or other securities</p>	<p>2,005,115 Fully paid stapled securities</p>

	<p>(other than stapled securities or ordinary units (as applicable)) are referred to below in this row, the relevant interest in respect of those securities arises under subsection 608(8) being an accelerated relevant interest held in the same capacity.</p> <p>Nature of relevant interest derived from; stapled securities 2,005,115</p>	
Commonwealth Bank Officers Superannuation Corporation Pty Limited ACN 074 519 798	<p>Relevant interest under paragraph 608(1)(b) and/or 608(1)(c) of the Corporations Act 2001 (Cth), being a relevant interest arising from having the power to control the exercise of the right to vote attached to securities and/or to control the exercise of the power to dispose of securities in its capacity as trustee for the Officers' Superannuation Fund. In addition, if any OTC derivatives, warrants or other securities (other than stapled securities or ordinary units (as applicable)) are referred to below in this row, the relevant interest in respect of those securities arises under subsection 608(8) being an accelerated relevant interest held in the same capacity.</p> <p>Nature of relevant interest derived from; stapled securities 75,301</p>	<p>75,301 Fully paid stapled securities</p>
Colonial First State Asset Management (Australia) Limited ACN 114 194 311	<p>Relevant interest under paragraph 608(1)(b) and/or 608(1)(c) of the Corporations Act 2001 (Cth), being a relevant interest arising from having the power to control the exercise of the right to vote attached to securities and/or to control the exercise of the power to dispose of securities in its capacity as investment manager (as provided for under its investment mandates). In addition, if any OTC derivatives, warrants or other securities (other than stapled securities or ordinary units (as applicable)) are referred to below in this row, the relevant interest in respect of those securities arises under subsection 608(8) being an accelerated relevant interest held in the same capacity.</p> <p>Nature of relevant interest derived from; stapled securities 10,137,655</p>	<p>10,137,655 Fully paid stapled securities</p>
Colonial First State Investments Limited ACN 002 348 352	<p>Relevant interest under paragraph 608(1)(b) and/or 608(1)(c) of the Corporations Act 2001 (Cth), being a relevant interest arising from having the power to control the exercise of the right to vote attached to securities and/or to control the exercise of the power to dispose of securities in its capacity as a responsible entity of a managed investment scheme (which managed investment scheme is managed by Colonial First Statement Investments Limited or a related body corporate). In addition, if any OTC derivatives, warrants or other securities (other than stapled securities or ordinary units (as applicable)) are referred to below in this row, the relevant interest in respect of those securities arises under subsection 608(8) being an accelerated relevant interest held in the same capacity.</p> <p>Nature of relevant interest derived from;</p>	<p>18,321,862 Fully paid stapled securities</p> <p>(including 118,379 borrowed from Citigroup Global Markets Limited (Agreement 1), see Annexure C)</p> <p>(including 241,985 borrowed from UBS AG (Agreement 1), see Annexure C)</p> <p>(including 471,926 borrowed from UBS AG (Agreement 2), see Annexure C)</p>

	stapled securities 18,321,862	
Commonwealth Bank Officers Superannuation Corporation Pty Limited ACN 074 519 798	<p>Relevant interest under paragraph 608(1)(b) and/or 608(1)(c) of the Corporations Act 2001 (Cth), being a relevant interest arising from having the power to control the exercise of the right to vote attached to securities and/or to control the exercise of the power to dispose of securities in its capacity as trustee for the Officers' Superannuation Fund. In addition, if any OTC derivatives, warrants or other securities (other than stapled securities or ordinary units (as applicable)) are referred to below in this row, the relevant interest in respect of those securities arises under subsection 608(8) being an accelerated relevant interest held in the same capacity.</p> <p>Nature of relevant interest derived from; stapled securities 1,246,868</p>	<p>1,246,868 Fully paid stapled securities</p>
ASB Group Investments Limited Company Number 533945	<p>Relevant interest under paragraph 608(1)(b) and/or 608(1)(c) of the Corporations Act 2001 (Cth), being a relevant interest arising from having the power to control the exercise of the right to vote attached to securities and/or to control the exercise of the power to dispose of securities in its capacity as investment manager, as provided for under its investment mandates, as a life company holding statutory funds and as the responsible entity or manager of a managed investment scheme. In addition, if any OTC derivatives, warrants or other securities (other than stapled securities or ordinary units (as applicable)) are referred to below in this row, the relevant interest in respect of those securities arises under subsection 608(8) being an accelerated relevant interest held in the same capacity.</p> <p>Nature of relevant interest derived from; stapled securities 173,013</p>	<p>173,013 Fully paid stapled securities</p>
Colonial First State Asset Management (Australia) Limited ACN 114 194 311	<p>Relevant interest under paragraph 608(1)(b) and/or 608(1)(c) of the Corporations Act 2001 (Cth), being a relevant interest arising from having the power to control the exercise of the right to vote attached to securities and/or to control the exercise of the power to dispose of securities in its capacity as investment manager (as provided for under its investment mandates). In addition, if any OTC derivatives, warrants or other securities (other than stapled securities or ordinary units (as applicable)) are referred to below in this row, the relevant interest in respect of those securities arises under subsection 608(8) being an accelerated relevant interest held in the same capacity.</p> <p>Nature of relevant interest derived from; stapled securities 8,793,075</p>	<p>8,793,075 Fully paid stapled securities</p>

4. Details of present registered holders

The persons registered as holders of the securities referred to in paragraph 3 above are as follows

Holder of relevant interest	Registered holder of securities	Person entitled to be registered as holder	Class and number of securities
Avanteos Investments Limited ACN 096 259 979	Avanteos Investments Limited		118,237 Fully paid stapled securities
Colonial First State Investments Limited (Note 1) ACN 002 348 352	Citicorp Nominees Pty Limited (Australia)		8,356,177 Fully paid stapled securities
Colonial First State Investments Limited (Note 1) ACN 002 348 352	UBS Nominees Pty Ltd		713,911 Fully paid stapled securities
Colonial First State Investments Limited (Note 1) ACN 002 348 352	Citibank N A Hong Kong		2,294,790 Fully paid stapled securities
Realindex Investments Pty Limited ACN 133 312 017	Citibank N A Hong Kong		2,005,115 Fully paid stapled securities
Commonwealth Bank Officers Superannuation Corporation Pty Limited ACN 074 519 798	Citicorp Nominees Pty Limited (Australia)		75,301 Fully paid stapled securities
Colonial First State Asset Management (Australia) Limited ACN 114 194 311	Citicorp Nominees Pty Limited (Australia)		4,140,372 Fully paid stapled securities
Colonial First State Asset Management (Australia) Limited ACN 114 194 311	Citibank N A London		1,787,561 Fully paid stapled securities
Colonial First State Asset Management (Australia) Limited ACN 114 194 311	BNP Paribas Securities		1,994,252 Fully paid stapled securities
Colonial First State Asset Management (Australia) Limited ACN 114 194 311	The Bank of New York Mellon Corp		59,393 Fully paid stapled securities
Colonial First State Asset Management (Australia) Limited ACN 114 194 311	Citibank N A Hong Kong		2,156,077 Fully paid stapled securities

5. Consideration

The consideration paid for each relevant interest referred to in paragraph 3 above, and acquired in the four months prior to the day that the substantial holder became a substantial holder is as follows:

Holder of relevant interest	Date of acquisition	Consideration-Cash	Consideration-Non-Cash	Class and number of securities
See annexure B to this notice				

6. Associates

The reasons the persons named in paragraph 3 above are associates of the substantial holder are as follows:

Name and ACN/ARSN (if applicable)	Nature of association
ASB Group Investments Limited Company Number 533945	An indirect wholly-owned subsidiary, and therefore related body corporate, of Commonwealth Bank of Australia
Commonwealth Bank Officers Superannuation Corporation Pty Limited ACN 074 519 798	A direct wholly-owned subsidiary, and therefore related body corporate, of Commonwealth Bank of Australia
Colonial First State Asset Management (Australia) Limited ACN 114 194 311	An indirect wholly-owned subsidiary, and therefore related body corporate, of Commonwealth Bank of Australia
Colonial First State Investments Limited ACN 002 348 352	An indirect wholly-owned subsidiary, and therefore related body corporate, of Commonwealth Bank of Australia
Avanteos Investments Limited ACN 096 259 979	An indirect wholly-owned subsidiary, and therefore related body corporate, of Commonwealth Bank of Australia
Realindex Investments Pty Limited ACN 133 312 017	An indirect wholly-owned subsidiary, and therefore related body corporate, of Commonwealth Bank of Australia
Sovereign Services Limited ACN 969417	An indirect wholly-owned subsidiary, and therefore related body corporate, of Commonwealth Bank of Australia
CBA Markets Limited ACN 003 485 952	An indirect wholly-owned subsidiary, and therefore related body corporate, of Commonwealth Bank of Australia
The Colonial Mutual Life Assurance Society Limited ACN 004 021 809	An indirect wholly-owned subsidiary, and therefore related body corporate, of Commonwealth Bank of Australia

7. Addresses

The addresses of persons named in this form are as follows:

Name	Address
ASB Group Investments Limited Company Number 533945	Level 2, ASB North Wharf, 12 Jellicoe Street, Auckland, 1010 , New Zealand
Commonwealth Bank Officers Superannuation Corporation Pty Limited ACN 074 519 798	Level 11 Tower 1, 201 Sussex St Sydney NSW 2001
Colonial First State Asset Management (Australia) Limited ACN 114 194 311	Ground Floor Tower 1, 201 Sussex Street, Sydney, NSW, 2000, Australia
Colonial First State Investments Limited ACN 002 348 352	Ground Floor Tower 1, 201 Sussex Street, Sydney, NSW, 2000, Australia
Avanteos Investments Limited ACN 096 259 979	Ground Floor Tower 1, 201 Sussex Street, Sydney, NSW, 2000, Australia
Realindex Investments Pty Limited ACN 133 312 017	Ground Floor Tower 1, 201 Sussex Street, Sydney, NSW, 2000, Australia
Sovereign Services Limited ACN 969417	Level 2, ASB North Wharf, 12 Jellicoe Street, Auckland, 1010 , New Zealand
CBA Markets Limited ACN 003 485 952	Ground Floor Tower 1, 201 Sussex Street, Sydney, NSW, 2000, Australia
The Colonial Mutual Life Assurance Society Limited ACN 004 021 809	Ground Floor Tower 1, 201 Sussex Street, Sydney, NSW, 2000, Australia

8. Signature

NOTE 1--(This note is relevant to section 2,3,4 and 5)

The relevant interests in these securities:

- a) are/were held by Colonial First State Investments Limited (CFS) as responsible entity of the specified registered managed investment schemes and relate(d) to holdings in connection with the Colonial First State First Choice product range. Decisions to buy/sell those securities and exercise voting rights in relation to those securities are made by managers to whom CFS has outsourced those functions. By instrument dated 29 October 2001 the Australian Securities and Investments Commission ("ASIC") has granted certain relief to CFS and its related bodies corporate for these holdings from the applicable provisions of Chapter 6 of the Corporations Act in relation to the acquisition of or increase in voting power of such securities (the Manager Relief). These managers are not associates of, other than by virtue of an agreement in accordance with the terms of the Manager Relief, the Commonwealth Bank of Australia group; or
- b) are/were held by or for the benefit of specified index funds where the funds have an objective of maintaining a portfolio tracking error less than 0.5% per annum. ASIC has granted certain relief to CFS and its related bodies corporate for these holdings from the applicable provisions of Chapter 6 of the Corporations Act in relation to the acquisition of or increase in voting power of such securities.




Dated the 9 day of January 2017

Carla Collingwood-Company Secretary

Annexure A

This is annexure A referred to in Form 603, Notice of initial substantial holder dated **06/01/2017**



Carla Collingwood

Company Secretary

Dated the 9 January 2017

SCHEDULE

AEGIS CORRECTIONAL PARTNERSHIP PTY LTD	CBA A320 6749 PTY LIMITED
AEGIS LIMITED	CBA A320 AIRCRAFT NO1 PTY LTD
AHL HOLDINGS PTY LIMITED	CBA A330 1427 Pty Ltd
ALTONA V6 PTY LIMITED	CBA A330 1453 PTY LIMITED
ASB BANK LIMITED	CBA AIR A320 2714 PTY LIMITED
ASB CAPITAL LIMITED (NZX-ASBPA)	CBA AIR PTY LTD
ASB CAPITAL NO.2 LIMITED (NZX-ASBPB)	CBA ASSET FINANCE (NZ) LIMITED
ASB FINANCE LIMITED	CBA ASSET HOLDINGS (NZ) LIMITED
ASB FUNDING LIMITED	CBA B377 37091 PTY LTD
ASB GROUP (LIFE) LIMITED	CBA B738 39822 PTY LIMITED
ASB GROUP INVESTMENTS LIMITED	CBA B773 60333 PTY LIMITED
ASB HOLDINGS LIMITED	CBA CAPITAL AUSTRALIA PTY LIMITED
ASB MANAGEMENT SERVICES LIMITED	CBA CAPITAL HOLDINGS INC.
ASB NOMINEES LIMITED	CBA CAPITAL TRUST I
ASB SECURITIES LIMITED	CBA CAPITAL TRUST II
ASKLEPIOS LIMITED	CBA CORPORATE SERVICES (NSW) PTY LIMITED
ASPIRE SCHOOLS FINANCING (QLD) PTY LIMITED	CBA CORPORATE SERVICES (VIC) PTY LIMITED
ASPIRE SCHOOLS HOLDINGS (QLD) PTY LIMITED	CBA EUROPE LIMITED
AUSIEX NOMINEES PTY LIMITED	CBA FUNDING (NZ) LIMITED
AUSTRALIAN INVESTMENT EXCHANGE LIMITED	CBA FUNDING HOLDINGS PTY LTD
AVANTEOS INVESTMENTS LIMITED	CBA FUNDING TRUST I
AVANTEOS PTY LTD	CBA INTERNATIONAL FINANCE PTY. LIMITED
BANK OF HANGZHOU CO. LTD	CBA INTERNATIONAL FINANCIAL SERVICES
BANKWEST FOUNDATION LIMITED	LIMITED (formerly known as COMMBANK
BDELTA VESSEL NO 1 PTY LTD	MANAGEMENT CONSULTING (ASIA) COMPANY
BDELTA VESSEL NO 2 PTY LTD	LIMITED)
BDELTA VESSEL NO 3 PTY LTD	CBA INVESTMENTS (NO.4) LIMITED
BDELTA VESSEL NO 4 PTY LTD	CBA MARKETS LIMITED
BOCOMMLIFE INSURANCE COMPANY LIMITED	CBA MTE RAIL COMPANY PTY LIMITED
BOND INVESTMENTS NO 1 LIMITED	CBA NZ HOLDING LIMITED
BOND INVESTMENTS UK LIMITED	CBA RAIL & TRAM COMPANY PTY LIMITED
BW FINANCIAL ADVICE LIMITED	CBA ROLLING STOCK COMPANY NO.1 PTY
BW SECURITISATION MANAGEMENT PTY LTD	LIMITED
BWA GROUP SERVICES PTY LTD	CBA SA HOLDINGS PROPRIETARY LIMITED
BWA INTELLECTUAL PROPERTY HOLDINGS	CBA SERVICES SINGAPORE PTE LTD
LIMITED	CBA SPECIALISED FINANCING PTY LIMITED
CAPITAL 121 PTY LIMITED	CBA STAFF COMMUNITY FUND LIMITED
CARDS NZ LIMITED	CBA USD FUNDING LIMITED
CBA (EUROPE) FINANCE LTD (IN LIQUIDATION)	CBA USD INVESTMENTS PTY LIMITED
CBA A319 4624 PTY LIMITED	CBFC LEASING PTY. LIMITED
CBA A319 4635 PTY LIMITED	CBFC LIMITED
CBA A320 4077 PTY LTD	CFSPAI EUROPE CO LIMITED (formerly known as
CBA A320 4948 PTY LIMITED	CFSPAI MALTA CO LIMITED)
CBA A320 5156 PTY LIMITED	CFSPAI EUROPE HOLDCO LIMITED (formerly known
CBA A320 5249 PTY LTD	as CFSPAI MALTA HOLDCO LIMITED)
CBA A320 5289 PTY LTD	CHRISTMAS BREAK PTY LTD
CBA A320 5638 PTY LTD	CHULLORA EQUITY INVESTMENT (NO 1) PTY

LIMITED
 CHULLORA EQUITY INVESTMENT (NO 2) PTY
 LIMITED
 CHULLORA EQUITY INVESTMENT (NO 3) PTY
 LIMITED
 CIPL ARARAT PTY LTD
 CIPL SA SCHOOLS PTY LTD
 CISL (NO.1) PTY LIMITED
 CM-SOMERTON PTY. LTD.
 CMG ASIA LIFE HOLDINGS LIMITED
 CMG ASIA PTY LTD
 COLLATERAL LEASING PTY LTD
 COLONIAL FIRST STATE ASSET MANAGEMENT
 (AUSTRALIA) LIMITED
 COLONIAL FIRST STATE GROUP LIMITED
 COLONIAL FIRST STATE INFRASTRUCTURE
 HOLDINGS LIMITED
 COLONIAL FIRST STATE INFRASTRUCTURE
 MANAGERS (AUSTRALIA) PTY LTD
 COLONIAL FIRST STATE INVESTMENTS LIMITED
 COLONIAL FIRST STATE MANAGED
 INFRASTRUCTURE LIMITED
 COLONIAL HOLDING COMPANY LIMITED
 COLONIAL MUTUAL SUPERANNUATION PTY. LTD.
 COLONIAL SERVICES PTY LIMITED
 COMMBANK EUROPE LIMITED
 COMMBANK MANAGEMENT CONSULTING
 (SHANGHAI) COMPANY LIMITED
 COMMFOUNDATION PTY LIMITED
 COMMONWEALTH AUSTRALIA SECURITIES LLC
 COMMONWEALTH BANK OF AUSTRALIA
 COMMONWEALTH BANK OF AUSTRALIA
 (CHENG'AN) COUNTY BANK CO. LTD.
 COMMONWEALTH BANK OF AUSTRALIA (CIXIAN)
 COUNTY BANK CO. LTD
 COMMONWEALTH BANK OF AUSTRALIA
 (DENGFENG) COUNTY BANK CO. LTD
 COMMONWEALTH BANK OF AUSTRALIA
 (HANDANXIAN) COUNTY BANK CO. LTD.
 COMMONWEALTH BANK OF AUSTRALIA (JIYUAN)
 COUNTY BANK CO. LTD
 COMMONWEALTH BANK OF AUSTRALIA (LANKAO)
 COUNTY BANK CO. LTD
 COMMONWEALTH BANK OF AUSTRALIA
 (LUANCHENG) COUNTY BANK CO. LTD
 COMMONWEALTH BANK OF AUSTRALIA (MIANCHI)
 COUNTY BANK CO. LTD
 COMMONWEALTH BANK OF AUSTRALIA (SHEXIAN)
 COUNTY BANK CO. LTD
 COMMONWEALTH BANK OF AUSTRALIA (UK)
 STAFF BENEFITS SCHEME TRUSTEE COMPANY
 LIMITED
 COMMONWEALTH BANK OF AUSTRALIA (WEIXIAN)
 COUNTY BANK CO. LTD.
 COMMONWEALTH BANK OF AUSTRALIA
 (WENXIAN) COUNTY BANK CO. LTD
 COMMONWEALTH BANK OF AUSTRALIA (XINJI)
 COUNTY BANK CO. LTD
 COMMONWEALTH BANK OF AUSTRALIA
 (YICHUAN) COUNTY BANK CO. LTD
 COMMONWEALTH BANK OF AUSTRALIA


(YONGCHENG) COUNTY BANK CO. LTD
 COMMONWEALTH BANK OF AUSTRALIA
 (YONGNIAN) COUNTY BANK CO. LTD
 COMMONWEALTH BANK OFFICERS
 SUPERANNUATION CORPORATION PTY LIMITED
 Commonwealth Custodial Services Pty Ltd
 COMMONWEALTH DEVELOPMENT BANK OF
 AUSTRALIA PTY LIMITED
 COMMONWEALTH FINANCIAL PLANNING LIMITED
 COMMONWEALTH INSURANCE HOLDINGS LIMITED
 COMMONWEALTH INSURANCE LIMITED
 COMMONWEALTH INVESTMENTS PTY LIMITED
 COMMONWEALTH PRIVATE LIMITED
 COMMONWEALTH SECURITIES LIMITED
 COMMWEALTH INTERNATIONAL HOLDINGS PTY
 LIMITED
 COMSEC NOMINEES PTY LIMITED
 CORE EQUITY SERVICES NOMINEES PTY LIMITED
 COUNT FINANCIAL LIMITED
 CRYSTAL AVENUE PTY LIMITED
 CTB AUSTRALIA LIMITED
 ELLAS CONTAINER SHIP COMPANY 1 PTY LIMITED
 ELLAS CONTAINER SHIP COMPANY 2 PTY LIMITED
 EMERALD HOLDING COMPANY PTY LIMITED
 EQUIGROUP HOLDINGS PTY LIMITED
 FINANCIAL WISDOM LIMITED
 FINCONNECT (AUSTRALIA) PTY LTD
 FIRST STATE CINDA FUND MANAGEMENT
 COMPANY LIMITED
 First State European Diversified Infrastructure Sarl
 First State Funds Plc
 First State Global Umbrella Fund Public Limited
 Company
 FIRST STATE INFRASTRUCTURE MANAGERS
 (INTERNATIONAL) LIMITED
 First State Investment Management (UK) Limited
 FIRST STATE INVESTMENT MANAGERS (ASIA)
 LIMITED
 First State Investment Services (UK) Limited
 FIRST STATE INVESTMENTS (HONG KONG)
 LIMITED
 FIRST STATE INVESTMENTS (JAPAN) LIMITED
 FIRST STATE INVESTMENTS (NZ) LIMITED
 FIRST STATE INVESTMENTS (SINGAPORE)
 First State Investments (UK Holdings) Limited
 First State Investments (UK) Limited
 FIRST STATE INVESTMENTS (US) LLC
 First State Investments Fund Management Sarl
 First State Investments GIP Management Sarl
 FIRST STATE INVESTMENTS HOLDINGS
 (SINGAPORE) LIMITED
 First State Investments ICVC
 First State Investments International Inc
 First State Investments International Limited
 FIRST STATE NOMINEES (HONG KONG) LIMITED
 FSIB LTD (formerly known as FIRST STATE
 INVESTMENTS (BERMUDA) LIMITED)
 FSIC Limited (formerly known as First State
 Investments (Cayman) Limited)
 GT USD FUNDING PTY LIMITED
 HAZELWOOD INVESTMENT COMPANY PTY

LIMITED
 HOMEPAATH PTY LIMITED
 INVERLOCH LEASING PTY LIMITED
 INVESTMENT CUSTODIAL SERVICES LIMITED
 INVESTORWEB.COM. PTY LIMITED
 IWL BROKING SOLUTIONS PTY LIMITED
 IWL PTY LIMITED
 JACQUES MARTIN ADMINISTRATION AND
 CONSULTING PTY LTD
 JACQUES MARTIN PTY. LTD.
 LOFT NO 1 PTY LIMITED
 LOFT NO 2 PTY LIMITED
 LOFT NO.3 PTY LIMITED
 MIS FUNDING NO.1 PTY LIMITED
 MORTGAGE HOLDING TRUST COMPANY LIMITED
 MTE DEBT VEHICLE PTY LTD
 MTE LESSOR 1 PTY LTD
 MTE LESSOR 2 PTY LTD
 MTE LESSOR 3 PTY LTD
 MTE LESSOR 4 PTY LTD
 MTE LESSOR 5 PTY LTD
 MTE NOMINEE PARTNER PTY LTD
 NETSHARE NOMINEES PTY LTD
 NEWPORT LIMITED
 NEWSHELF 1314 (PTY) LTD
 NEWSHELF 1315 (PTY) LTD
 NIMITZ NOMINEES PTY LIMITED
 ORE & OVERBURDEN PTY LIMITED
 PREFERRED CAPITAL PTY LIMITED
 PREMIUM ALTERNATIVE INVESTMENTS PTY
 LIMITED
 PREMIUM CUSTODY SERVICES PTY LTD
 PREMIUM PLANTATIONS PTY LIMITED
 PREMIUM PLANTATIONS SERVICES PTY LTD
 PT BANK COMMONWEALTH
 PT COMMONWEALTH LIFE
 PT FIRST STATE INVESTMENTS INDONESIA
 QILU BANK CO. LTD.
 REALINDEX INVESTMENTS PTY LIMITED
 RELIANCE ACHIEVER PTY LIMITED
 RESIDENTIAL MORTGAGE GROUP PTY LTD
 ROCK & RUBBLE (DEBT VEHICLE) PTY LIMITED
 ROCK & RUBBLE (EXISTING) PTY LIMITED
 ROCK & RUBBLE (NEW) PTY LIMITED
 SAF MINING NO.2 PTY LIMITED
 SAF Mining No1 Pty Limited
 SAFE NO1 PTY LTD
 SAFE NO19 PTY LIMITED
 SAFE NO2 PTY LTD
 SAFE NO3 PTY LTD
 SAFE NO4 PTY LIMITED
 SAFE NO9 PTY LIMITED
 SAFE USD HOLDINGS PTY LTD
 SBN NOMINEES PTY. LIMITED
 SECURITISATION ADVISORY SERVICES PTY.
 LIMITED

SECURITISATION MANAGEMENT SERVICES
 LIMITED
 SECURITY HOLDING INVESTMENT ENTITY LINKING
 DEALS LIMITED (Pending Deregistration 21/12/16)
 SENBARY PTY LIMITED
 SHARE DIRECT NOMINEES PTY LIMITED
 SHARE INVESTMENTS PTY LIMITED
 SI Holdings Limited
 SIF RAILWAY NO.1 PTY LIMITED (IN LIQUIDATION)
 SIF RAILWAY NO.2 PTY LIMITED (IN LIQUIDATION)
 SOVEREIGN ASSURANCE COMPANY LIMITED
 SOVEREIGN SERVICES LIMITED
 SOVEREIGN SUPERANNUATION FUNDS LIMITED
 SOVEREIGN SUPERANNUATION TRUSTEES
 LIMITED
 ST ANDREW'S AUSTRALIA PTY LTD
 STATE NOMINEES LTD
 SWAN SECURITISATION FINANCE PTY LIMITED (IN
 LIQUIDATION)
 SWAN SECURITISATION INVESTMENTS PTY LTD
 (IN LIQUIDATION)
 T.W. CUSTODIANS LIMITED
 TANKSTREAM RAIL (BY - 1) PTY LIMITED
 TANKSTREAM RAIL (BY - 2) PTY LIMITED
 TANKSTREAM RAIL (BY - 3) PTY LIMITED
 TANKSTREAM RAIL (BY - 4) PTY LIMITED
 TANKSTREAM RAIL (SW - 1) PTY LIMITED
 TANKSTREAM RAIL (SW - 2) PTY LIMITED
 TANKSTREAM RAIL (SW - 3) PTY LIMITED
 TANKSTREAM RAIL (SW - 4) PTY LIMITED
 TANKSTREAM RAIL (VICTORIA) PTY LIMITED
 THE COLONIAL MUTUAL LIFE ASSURANCE
 SOCIETY LIMITED
 TOTAL KEEN INVESTMENT LIMITED
 TYME CAPITAL PROPRIETARY LIMITED
 TYME INFIELD PROPRIETARY LIMITED (formerly
 know as EDGE FIELD MARKETING PROPRIETARY
 LTD)
 TYME INTELLECTUAL PROPERTIES PROPRIETARY
 LIMITED
 TYME INVESTMENTS PROPRIETARY LIMITED
 TYME TECHNICAL SOLUTIONS PROPRIETARY
 LIMITED
 VATOSCAN PROPRIETARY LIMITED
 VH-VZF PTY LTD
 VH-VZG PTY LTD
 VH-VZH PTY LTD
 VIETNAM INTERNATIONAL BANK (VIETNAM
 INTERNATIONAL COMMERCIAL JOINT STOCK
 BANK)
 VIPRO PTY LIMITED
 WESTSIDE PROPERTIES LIMITED

Annexure B

This is annexure B referred to in Form 603, Notice of initial substantial holder dated **06/01/2017**



Carla Collingwood

Company Secretary

Dated the 9 January 2017

Colonial First State Asset Management (Australia) Limited ACN 114 194 311

Holder of relevant interest	Date of acquisition	Consideration Cash	Consideration Non-Cash	Class and number of securities
Colonial First State Asset Management (Australia) Limited ACN 114 194 311	Wednesday, 21 September 2016	13,045.32		4,626 Stapled securities
Colonial First State Asset Management (Australia) Limited ACN 114 194 311	Monday, 21 November 2016	58,978.44		28,492 Stapled securities
Colonial First State Asset Management (Australia) Limited ACN 114 194 311	Thursday, 24 November 2016	27,204.36		13,206 Stapled securities
Colonial First State Asset Management (Australia) Limited ACN 114 194 311	Thursday, 1 December 2016	19,491.90		9,066 Stapled securities
Colonial First State Asset Management (Australia) Limited ACN 114 194 311	Friday, 16 December 2016	27,420.46		11,974 Stapled securities
Colonial First State Asset Management (Australia) Limited ACN 114 194 311	Monday, 28 November 2016	452,519.07		205,485 Stapled securities
Colonial First State Asset Management (Australia) Limited ACN 114 194 311	Tuesday, 29 November 2016	92,568.06		42,478 Stapled securities
Colonial First State Asset Management (Australia) Limited ACN 114 194 311	Friday, 2 December 2016	362,203.79		167,099 Stapled securities
Colonial First State Asset Management (Australia) Limited ACN 114 194 311	Monday, 5 December 2016	49,414.50		22,712 Stapled securities

114 194 311				
Colonial First State Asset Management (Australia) Limited ACN 114 194 311	Tuesday, 6 December 2016	395,698.00		186,562 Stapled securities
Colonial First State Asset Management (Australia) Limited ACN 114 194 311	Thursday, 8 December 2016	293,435.93		129,341 Stapled securities
Colonial First State Asset Management (Australia) Limited ACN 114 194 311	Friday, 9 December 2016	106,860.08		47,077 Stapled securities
Colonial First State Asset Management (Australia) Limited ACN 114 194 311	Monday, 12 December 2016	276,051.36		121,240 Stapled securities
Colonial First State Asset Management (Australia) Limited ACN 114 194 311	Tuesday, 13 December 2016	135,280.99		59,036 Stapled securities
Colonial First State Asset Management (Australia) Limited ACN 114 194 311	Wednesday, 14 December 2016	227,338.05		100,370 Stapled securities
Colonial First State Asset Management (Australia) Limited ACN 114 194 311	Thursday, 15 December 2016	130,839.95		56,766 Stapled securities
Colonial First State Asset Management (Australia) Limited ACN 114 194 311	Tuesday, 20 December 2016	93,698.46		41,197 Stapled securities
Colonial First State Asset Management (Australia) Limited ACN 114 194 311	Tuesday, 20 December 2016	21,467.03		9,410 Stapled securities
Colonial First State Asset Management (Australia) Limited ACN 114 194 311	Wednesday, 21 December 2016	13,461.90		5,853 Stapled securities
Colonial First State Asset Management (Australia) Limited ACN 114 194 311	Thursday, 22 December 2016	97,823.03		42,388 Stapled securities
Colonial First State Asset Management	Friday, 23 December	24,880.45		10,741 Stapled

(Australia) Limited ACN 114 194 311	2016			securities
Colonial First State Asset Management (Australia) Limited ACN 114 194 311	Friday, 23 December 2016	201,545.36		86,873 Stapled securities
Colonial First State Asset Management (Australia) Limited ACN 114 194 311	Tuesday, 3 January 2017	11,488.64		4,952 Stapled securities
Colonial First State Asset Management (Australia) Limited ACN 114 194 311	Wednesday, 4 January 2017	42,214.72		18,196 Stapled securities
Colonial First State Asset Management (Australia) Limited ACN 114 194 311	Friday, 6 January 2017	62,434.81		28,628 Stapled securities
Colonial First State Asset Management (Australia) Limited ACN 114 194 311	Friday, 6 January 2017	131,211.22		60,327 Stapled securities
Colonial First State Asset Management (Australia) Limited ACN 114 194 311	Monday, 28 November 2016	486,247.96		220,801 Stapled securities
Colonial First State Asset Management (Australia) Limited ACN 114 194 311	Tuesday, 29 November 2016	99,465.23		45,643 Stapled securities
Colonial First State Asset Management (Australia) Limited ACN 114 194 311	Friday, 2 December 2016	389,580.58		179,729 Stapled securities
Colonial First State Asset Management (Australia) Limited ACN 114 194 311	Monday, 5 December 2016	53,150.18		24,429 Stapled securities
Colonial First State Asset Management (Australia) Limited ACN 114 194 311	Tuesday, 6 December 2016	433,916.30		204,581 Stapled securities
Colonial First State Asset Management (Australia) Limited ACN 114 194 311	Thursday, 8 December 2016	319,646.22		140,894 Stapled securities

Colonial First State Asset Management (Australia) Limited ACN 114 194 311	Friday, 9 December 2016	116,405.01		51,282 Stapled securities
Colonial First State Asset Management (Australia) Limited ACN 114 194 311	Monday, 12 December 2016	300,129.57		131,815 Stapled securities
Colonial First State Asset Management (Australia) Limited ACN 114 194 311	Tuesday, 13 December 2016	147,082.22		64,186 Stapled securities
Colonial First State Asset Management (Australia) Limited ACN 114 194 311	Wednesday, 14 December 2016	254,925.75		112,550 Stapled securities
Colonial First State Asset Management (Australia) Limited ACN 114 194 311	Thursday, 15 December 2016	146,720.71		63,656 Stapled securities
Colonial First State Asset Management (Australia) Limited ACN 114 194 311	Tuesday, 20 December 2016	189,457.52		83,300 Stapled securities
Colonial First State Asset Management (Australia) Limited ACN 114 194 311	Tuesday, 20 December 2016	43,408.58		19,028 Stapled securities
Colonial First State Asset Management (Australia) Limited ACN 114 194 311	Wednesday, 21 December 2016	27,222.80		11,836 Stapled securities
Colonial First State Asset Management (Australia) Limited ACN 114 194 311	Thursday, 22 December 2016	197,799.23		85,709 Stapled securities
Colonial First State Asset Management (Australia) Limited ACN 114 194 311	Friday, 23 December 2016	407,526.56		175,658 Stapled securities
Colonial First State Asset Management (Australia) Limited ACN 114 194 311	Friday, 23 December 2016	50,309.89		21,719 Stapled securities
Colonial First State Asset Management (Australia) Limited ACN	Tuesday, 3 January 2017	23,230.16		10,013 Stapled securities

114 194 311				
Colonial First State Asset Management (Australia) Limited ACN 114 194 311	Wednesday, 4 January 2017	85,359.76		36,793 Stapled securities
Colonial First State Asset Management (Australia) Limited ACN 114 194 311	Friday, 6 January 2017	153,311.40		70,488 Stapled securities
Colonial First State Asset Management (Australia) Limited ACN 114 194 311	Friday, 6 January 2017	72,953.29		33,451 Stapled securities
Colonial First State Asset Management (Australia) Limited ACN 114 194 311	Monday, 28 November 2016	360,262.30		163,592 Stapled securities
Colonial First State Asset Management (Australia) Limited ACN 114 194 311	Tuesday, 29 November 2016	73,696.19		33,818 Stapled securities
Colonial First State Asset Management (Australia) Limited ACN 114 194 311	Friday, 2 December 2016	288,878.22		133,271 Stapled securities
Colonial First State Asset Management (Australia) Limited ACN 114 194 311	Monday, 5 December 2016	39,410.63		18,114 Stapled securities
Colonial First State Asset Management (Australia) Limited ACN 114 194 311	Tuesday, 6 December 2016	321,081.22		151,382 Stapled securities
Colonial First State Asset Management (Australia) Limited ACN 114 194 311	Thursday, 8 December 2016	236,269.22		104,143 Stapled securities
Colonial First State Asset Management (Australia) Limited ACN 114 194 311	Friday, 9 December 2016	86,042.83		37,906 Stapled securities
Colonial First State Asset Management (Australia) Limited ACN 114 194 311	Monday, 12 December 2016	222,063.78		97,529 Stapled securities
Colonial First State Asset Management	Tuesday, 13 December	108,823.34		47,490 Stapled

(Australia) Limited ACN 114 194 311	2016			securities
Colonial First State Asset Management (Australia) Limited ACN 114 194 311	Wednesday, 14 December 2016	186,984.81		82,554 Stapled securities
Colonial First State Asset Management (Australia) Limited ACN 114 194 311	Thursday, 15 December 2016	107,618.09		46,691 Stapled securities
Colonial First State Asset Management (Australia) Limited ACN 114 194 311	Tuesday, 20 December 2016	17,577.42		7,705 Stapled securities
Colonial First State Asset Management (Australia) Limited ACN 114 194 311	Tuesday, 20 December 2016	76,717.79		33,731 Stapled securities
Colonial First State Asset Management (Australia) Limited ACN 114 194 311	Wednesday, 21 December 2016	11,023.90		4,793 Stapled securities
Colonial First State Asset Management (Australia) Limited ACN 114 194 311	Thursday, 22 December 2016	80,096.81		34,707 Stapled securities
Colonial First State Asset Management (Australia) Limited ACN 114 194 311	Friday, 23 December 2016	165,023.92		71,131 Stapled securities
Colonial First State Asset Management (Australia) Limited ACN 114 194 311	Friday, 23 December 2016	20,372.74		8,795 Stapled securities
Colonial First State Asset Management (Australia) Limited ACN 114 194 311	Tuesday, 3 January 2017	9,405.28		4,054 Stapled securities
Colonial First State Asset Management (Australia) Limited ACN 114 194 311	Wednesday, 4 January 2017	34,565.68		14,899 Stapled securities
Colonial First State Asset Management (Australia) Limited ACN 114 194 311	Friday, 6 January 2017	52,825.76		24,222 Stapled securities

Colonial First State Asset Management (Australia) Limited ACN 114 194 311	Friday, 6 January 2017	111,012.00		51,040 Stapled securities
Colonial First State Asset Management (Australia) Limited ACN 114 194 311	Thursday, 15 September 2016	8,479.62		3,284 Stapled securities
Colonial First State Asset Management (Australia) Limited ACN 114 194 311	Tuesday, 20 September 2016	5,597.77		2,064 Stapled securities
Colonial First State Asset Management (Australia) Limited ACN 114 194 311	Wednesday, 5 October 2016	63,450.80		22,661 Stapled securities
Colonial First State Asset Management (Australia) Limited ACN 114 194 311	Thursday, 20 October 2016	7,144.40		2,696 Stapled securities
Colonial First State Asset Management (Australia) Limited ACN 114 194 311	Friday, 16 December 2016	115,450.35		50,415 Stapled securities
Colonial First State Asset Management (Australia) Limited ACN 114 194 311	Tuesday, 20 December 2016	6,571.10		2,857 Stapled securities
Colonial First State Asset Management (Australia) Limited ACN 114 194 311	Thursday, 8 September 2016	13,437.60		5,090 Stapled securities
Colonial First State Asset Management (Australia) Limited ACN 114 194 311	Friday, 16 December 2016	12,890.41		5,629 Stapled securities
Colonial First State Asset Management (Australia) Limited ACN 114 194 311	Monday, 28 November 2016	453,388.94		205,880 Stapled securities
Colonial First State Asset Management (Australia) Limited ACN 114 194 311	Tuesday, 29 November 2016	92,744.57		42,559 Stapled securities
Colonial First State Asset Management (Australia) Limited ACN	Friday, 2 December 2016	372,989.77		172,075 Stapled securities

114 194 311				
Colonial First State Asset Management (Australia) Limited ACN 114 194 311	Monday, 5 December 2016	50,887.45		23,389 Stapled securities
Colonial First State Asset Management (Australia) Limited ACN 114 194 311	Tuesday, 6 December 2016	414,326.74		195,345 Stapled securities
Colonial First State Asset Management (Australia) Limited ACN 114 194 311	Thursday, 8 December 2016	304,976.80		134,428 Stapled securities
Colonial First State Asset Management (Australia) Limited ACN 114 194 311	Friday, 9 December 2016	111,063.94		48,929 Stapled securities
Colonial First State Asset Management (Australia) Limited ACN 114 194 311	Monday, 12 December 2016	286,552.42		125,852 Stapled securities
Colonial First State Asset Management (Australia) Limited ACN 114 194 311	Tuesday, 13 December 2016	140,427.70		61,282 Stapled securities
Colonial First State Asset Management (Australia) Limited ACN 114 194 311	Wednesday, 14 December 2016	240,991.47		106,398 Stapled securities
Colonial First State Asset Management (Australia) Limited ACN 114 194 311	Thursday, 15 December 2016	138,699.66		60,176 Stapled securities
Colonial First State Asset Management (Australia) Limited ACN 114 194 311	Tuesday, 20 December 2016	59,888.69		26,252 Stapled securities
Colonial First State Asset Management (Australia) Limited ACN 114 194 311	Tuesday, 20 December 2016	261,394.52		114,929 Stapled securities
Colonial First State Asset Management (Australia) Limited ACN 114 194 311	Wednesday, 21 December 2016	37,559.00		16,330 Stapled securities
Colonial First State Asset Management	Thursday, 22 December	272,904.27		118,253 Stapled

(Australia) Limited ACN 114 194 311	2016			securities
Colonial First State Asset Management (Australia) Limited ACN 114 194 311	Friday, 23 December 2016	562,263.60		242,355 Stapled securities
Colonial First State Asset Management (Australia) Limited ACN 114 194 311	Friday, 23 December 2016	69,413.24		29,966 Stapled securities
Colonial First State Asset Management (Australia) Limited ACN 114 194 311	Tuesday, 3 January 2017	32,048.48		13,814 Stapled securities
Colonial First State Asset Management (Australia) Limited ACN 114 194 311	Wednesday, 4 January 2017	117,772.48		50,764 Stapled securities
Colonial First State Asset Management (Australia) Limited ACN 114 194 311	Friday, 6 January 2017	149,733.52		68,843 Stapled securities
Colonial First State Asset Management (Australia) Limited ACN 114 194 311	Friday, 6 January 2017	71,247.82		32,669 Stapled securities
Colonial First State Asset Management (Australia) Limited ACN 114 194 311	Monday, 5 December 2016	381,902.80		175,531 Stapled securities
Colonial First State Asset Management (Australia) Limited ACN 114 194 311	Wednesday, 7 December 2016	340,314.90		157,066 Stapled securities
Colonial First State Asset Management (Australia) Limited ACN 114 194 311	Thursday, 8 December 2016	146,419.63		64,539 Stapled securities
Colonial First State Asset Management (Australia) Limited ACN 114 194 311	Friday, 9 December 2016	53,319.95		23,490 Stapled securities
Colonial First State Asset Management (Australia) Limited ACN 114 194 311	Wednesday, 14 December 2016	233,815.95		103,230 Stapled securities

Colonial First State Asset Management (Australia) Limited ACN 114 194 311	Thursday, 15 December 2016	134,569.28		58,384 Stapled securities
Colonial First State Asset Management (Australia) Limited ACN 114 194 311	Tuesday, 20 December 2016	48,321.90		21,246 Stapled securities
Colonial First State Asset Management (Australia) Limited ACN 114 194 311	Tuesday, 20 December 2016	11,071.15		4,853 Stapled securities
Colonial First State Asset Management (Australia) Limited ACN 114 194 311	Wednesday, 21 December 2016	6,943.70		3,019 Stapled securities
Colonial First State Asset Management (Australia) Limited ACN 114 194 311	Thursday, 22 December 2016	50,450.82		21,861 Stapled securities
Colonial First State Asset Management (Australia) Limited ACN 114 194 311	Friday, 23 December 2016	12,832.86		5,540 Stapled securities
Colonial First State Asset Management (Australia) Limited ACN 114 194 311	Friday, 23 December 2016	103,942.96		44,803 Stapled securities
Colonial First State Asset Management (Australia) Limited ACN 114 194 311	Tuesday, 3 January 2017	5,925.28		2,554 Stapled securities
Colonial First State Asset Management (Australia) Limited ACN 114 194 311	Wednesday, 4 January 2017	21,770.88		9,384 Stapled securities
Colonial First State Asset Management (Australia) Limited ACN 114 194 311	Friday, 6 January 2017	59,033.85		27,142 Stapled securities
Colonial First State Asset Management (Australia) Limited ACN 114 194 311	Friday, 6 January 2017	28,089.99		12,880 Stapled securities
Colonial First State Asset Management (Australia) Limited ACN	Monday, 28 November 2016	476,045.17		216,168 Stapled securities

114 194 311				
Colonial First State Asset Management (Australia) Limited ACN 114 194 311	Tuesday, 29 November 2016	97,379.73		44,686 Stapled securities
Colonial First State Asset Management (Australia) Limited ACN 114 194 311	Friday, 2 December 2016	391,527.09		180,627 Stapled securities
Colonial First State Asset Management (Australia) Limited ACN 114 194 311	Monday, 5 December 2016	53,415.61		24,551 Stapled securities
Colonial First State Asset Management (Australia) Limited ACN 114 194 311	Tuesday, 6 December 2016	435,288.59		205,228 Stapled securities
Colonial First State Asset Management (Australia) Limited ACN 114 194 311	Thursday, 8 December 2016	320,147.60		141,115 Stapled securities
Colonial First State Asset Management (Australia) Limited ACN 114 194 311	Friday, 9 December 2016	116,588.87		51,363 Stapled securities
Colonial First State Asset Management (Australia) Limited ACN 114 194 311	Monday, 12 December 2016	300,614.55		132,028 Stapled securities
Colonial First State Asset Management (Australia) Limited ACN 114 194 311	Tuesday, 13 December 2016	147,320.54		64,290 Stapled securities
Colonial First State Asset Management (Australia) Limited ACN 114 194 311	Wednesday, 14 December 2016	251,804.58		111,172 Stapled securities
Colonial First State Asset Management (Australia) Limited ACN 114 194 311	Thursday, 15 December 2016	144,922.89		62,876 Stapled securities
Colonial First State Asset Management (Australia) Limited ACN 114 194 311	Tuesday, 20 December 2016	62,813.31		27,534 Stapled securities
Colonial First State Asset Management	Tuesday, 20 December	274,147.08		120,536 Stapled

(Australia) Limited ACN 114 194 311	2016			securities
Colonial First State Asset Management (Australia) Limited ACN 114 194 311	Wednesday, 21 December 2016	39,392.10		17,127 Stapled securities
Colonial First State Asset Management (Australia) Limited ACN 114 194 311	Thursday, 22 December 2016	286,217.97		124,022 Stapled securities
Colonial First State Asset Management (Australia) Limited ACN 114 194 311	Friday, 23 December 2016	72,799.82		31,428 Stapled securities
Colonial First State Asset Management (Australia) Limited ACN 114 194 311	Friday, 23 December 2016	589,697.60		254,180 Stapled securities
Colonial First State Asset Management (Australia) Limited ACN 114 194 311	Tuesday, 3 January 2017	33,612.16		14,488 Stapled securities
Colonial First State Asset Management (Australia) Limited ACN 114 194 311	Wednesday, 4 January 2017	123,519.12		53,241 Stapled securities
Colonial First State Asset Management (Australia) Limited ACN 114 194 311	Friday, 6 January 2017	156,948.00		72,160 Stapled securities
Colonial First State Asset Management (Australia) Limited ACN 114 194 311	Friday, 6 January 2017	74,682.74		34,244 Stapled securities
Colonial First State Asset Management (Australia) Limited ACN 114 194 311	Wednesday, 5 October 2016	9,343.60		3,337 Stapled securities
Colonial First State Asset Management (Australia) Limited ACN 114 194 311	Friday, 16 December 2016	12,911.02		5,638 Stapled securities

Colonial First State Investments Limited (Note 1) ACN 002 348 352

Holder of relevant	Date of acquisition	Consideration Cash	Consideration Non-	Class and number of
--------------------	---------------------	--------------------	--------------------	---------------------

interest			Cash	securities
Colonial First State Investments Limited (Note 1) ACN 002 348 352	Thursday, 8 September 2016	243,827.77		92,380 Stapled securities
Colonial First State Investments Limited (Note 1) ACN 002 348 352	Friday, 9 September 2016	20,095.46		7,620 Stapled securities
Colonial First State Investments Limited (Note 1) ACN 002 348 352	Wednesday, 26 October 2016	252,200.00		125,000 Stapled securities
Colonial First State Investments Limited (Note 1) ACN 002 348 352	Monday, 14 November 2016	N/A		10,146 Stapled securities (borrowed from Citigroup Global Markets Limited (Agreement 1), see Annexure C)
Colonial First State Investments Limited (Note 1) ACN 002 348 352	Tuesday, 15 November 2016	N/A		5,217 Stapled securities (borrowed from Citigroup Global Markets Limited (Agreement 1), see Annexure C)
Colonial First State Investments Limited (Note 1) ACN 002 348 352	Wednesday, 16 November 2016	N/A		11,111 Stapled securities (borrowed from Citigroup Global Markets Limited (Agreement 1), see Annexure C)
Colonial First State Investments Limited (Note 1) ACN 002 348 352	Thursday, 17 November 2016	N/A		6,843 Stapled securities (borrowed from Citigroup Global Markets Limited (Agreement 1), see Annexure C)
Colonial First State Investments Limited (Note 1) ACN 002 348 352	Friday, 18 November 2016	N/A		9,510 Stapled securities (borrowed from Citigroup Global Markets Limited (Agreement 1), see Annexure C)
Colonial First State Investments Limited (Note 1) ACN 002 348 352	Tuesday, 22 November 2016	N/A		15,269 Stapled securities (borrowed from Citigroup Global Markets Limited (Agreement 1), see Annexure C)
Colonial First State Investments Limited (Note 1) ACN 002 348	Thursday, 24 November 2016	N/A		9,311 Stapled securities (borrowed from Citigroup Global Markets

352				Limited (Agreement 1), see Annexure C)
Colonial First State Investments Limited (Note 1) ACN 002 348 352	Thursday, 24 November 2016	N/A		5,749 Stapled securities (borrowed from Citigroup Global Markets Limited (Agreement 1), see Annexure C)
Colonial First State Investments Limited (Note 1) ACN 002 348 352	Monday, 28 November 2016	N/A		11,910 Stapled securities (borrowed from Citigroup Global Markets Limited (Agreement 1), see Annexure C)
Colonial First State Investments Limited (Note 1) ACN 002 348 352	Wednesday, 30 November 2016	N/A		10,166 Stapled securities (borrowed from Citigroup Global Markets Limited (Agreement 1), see Annexure C)
Colonial First State Investments Limited (Note 1) ACN 002 348 352	Wednesday, 7 December 2016	N/A		10,555 Stapled securities (borrowed from Citigroup Global Markets Limited (Agreement 1), see Annexure C)
Colonial First State Investments Limited (Note 1) ACN 002 348 352	Thursday, 8 December 2016	N/A		3,919 Stapled securities (borrowed from Citigroup Global Markets Limited (Agreement 1), see Annexure C)
Colonial First State Investments Limited (Note 1) ACN 002 348 352	Tuesday, 13 December 2016	N/A		6,840 Stapled securities (borrowed from Citigroup Global Markets Limited (Agreement 1), see Annexure C)
Colonial First State Investments Limited (Note 1) ACN 002 348 352	Thursday, 22 December 2016	N/A		1,833 Stapled securities (borrowed from Citigroup Global Markets Limited (Agreement 1), see Annexure C)
Colonial First State Investments Limited (Note 1) ACN 002 348 352	Thursday, 5 January 2017	N/A		1,115 Stapled securities (borrowed from Citigroup Global Markets Limited (Agreement 1), see Annexure C)
Colonial First State Investments Limited (Note 1) ACN 002 348 352	Wednesday, 7 September 2016	144,608.24		54,364 Stapled securities

Colonial First State Investments Limited (Note 1) ACN 002 348 352	Wednesday, 7 September 2016	107,693.24		40,948 Stapled securities
Colonial First State Investments Limited (Note 1) ACN 002 348 352	Thursday, 8 September 2016	227,405.33		86,680 Stapled securities
Colonial First State Investments Limited (Note 1) ACN 002 348 352	Friday, 9 September 2016	68,670.64		26,095 Stapled securities
Colonial First State Investments Limited (Note 1) ACN 002 348 352	Thursday, 27 October 2016	29,166.90		13,889 Stapled securities
Colonial First State Investments Limited (Note 1) ACN 002 348 352	Thursday, 27 October 2016	130,753.89		60,724 Stapled securities
Colonial First State Investments Limited (Note 1) ACN 002 348 352	Friday, 28 October 2016	199,602.08		96,758 Stapled securities
Colonial First State Investments Limited (Note 1) ACN 002 348 352	Monday, 14 November 2016	470,077.92		227,773 Stapled securities
Colonial First State Investments Limited (Note 1) ACN 002 348 352	Tuesday, 22 November 2016	66,167.40		32,435 Stapled securities
Colonial First State Investments Limited (Note 1) ACN 002 348 352	Friday, 11 November 2016	52,238.41		25,016 Stapled securities
Colonial First State Investments Limited (Note 1) ACN 002 348 352	Tuesday, 29 November 2016	85,972.19		39,388 Stapled securities

Avanteos Investments Limited ACN 096 259 979

Holder of relevant interest	Date of acquisition	Consideration Cash	Consideration Non-Cash	Class and number of securities
Avanteos Investments Limited ACN 096 259	Thursday, 8 September	12,054.85		4,549 Stapled securities

979	2016			
Avanteos Investments Limited ACN 096 259 979	Thursday, 15 September 2016	11,301.93		4,384 Stapled securities
Avanteos Investments Limited ACN 096 259 979	Wednesday, 26 October 2016	9,599.76		4,776 Stapled securities
Avanteos Investments Limited ACN 096 259 979	Wednesday, 26 October 2016	4,500.00		2,250 Stapled securities
Avanteos Investments Limited ACN 096 259 979	Monday, 31 October 2016	6,700.00		3,350 Stapled securities
Avanteos Investments Limited ACN 096 259 979	Thursday, 8 December 2016	22,700.00		10,000 Stapled securities

Realindex Investments Pty Limited ACN 133 312 017

Holder of relevant interest	Date of acquisition	Consideration Cash	Consideration Non-Cash	Class and number of securities
Realindex Investments Pty Limited ACN 133 312 017	Wednesday, 7 September 2016	295,059.09		111,033 Stapled securities
Realindex Investments Pty Limited ACN 133 312 017	Tuesday, 20 September 2016	100,000.80		36,765 Stapled securities
Realindex Investments Pty Limited ACN 133 312 017	Friday, 25 November 2016	82,564.30		38,402 Stapled securities
Realindex Investments Pty Limited ACN 133 312 017	Friday, 25 November 2016	559,447.20		260,208 Stapled securities

CBA Markets Limited ACN 003 485 952

Holder of relevant interest	Date of acquisition	Consideration Cash	Consideration Non-Cash	Class and number of securities
CBA Markets Limited ACN 003 485 952	Tuesday, 6 September 2016	13,099.29		5,097 Stapled securities
CBA Markets Limited ACN 003 485 952	Tuesday, 6 September 2016	6,823.35		2,655 Stapled securities

CBA Markets Limited ACN 003 485 952	Tuesday, 6 September 2016	2,745.60		1,056 Stapled securities
CBA Markets Limited ACN 003 485 952	Tuesday, 6 September 2016	1,032.20		397 Stapled securities
CBA Markets Limited ACN 003 485 952	Tuesday, 6 September 2016	7,436.00		2,860 Stapled securities
CBA Markets Limited ACN 003 485 952	Tuesday, 6 September 2016	12,350.00		4,750 Stapled securities
CBA Markets Limited ACN 003 485 952	Tuesday, 6 September 2016	3,725.80		1,433 Stapled securities
CBA Markets Limited ACN 003 485 952	Thursday, 8 September 2016	4,925.60		1,880 Stapled securities
CBA Markets Limited ACN 003 485 952	Thursday, 8 September 2016	4,444.70		1,690 Stapled securities
CBA Markets Limited ACN 003 485 952	Thursday, 8 September 2016	535.92		203 Stapled securities
CBA Markets Limited ACN 003 485 952	Thursday, 8 September 2016	40,085.76		15,184 Stapled securities
CBA Markets Limited ACN 003 485 952	Friday, 9 September 2016	4,155.32		1,586 Stapled securities
CBA Markets Limited ACN 003 485 952	Monday, 12 September 2016	2,104.05		845 Stapled securities
CBA Markets Limited ACN 003 485 952	Monday, 12 September 2016	7,187.73		2,841 Stapled securities
CBA Markets Limited ACN 003 485 952	Monday, 12 September 2016	221,568.16		84,568 Stapled securities
CBA Markets Limited ACN 003 485 952	Tuesday, 13 September 2016	192.00		75 Stapled securities
CBA Markets Limited ACN 003 485 952	Tuesday, 13 September 2016	1,082.88		423 Stapled securities
CBA Markets Limited ACN 003 485 952	Tuesday, 13 September 2016	1,681.92		657 Stapled securities
CBA Markets Limited ACN 003 485 952	Tuesday, 13 September 2016	1,564.16		611 Stapled securities
CBA Markets Limited ACN 003 485 952	Tuesday, 13 September 2016	537.60		210 Stapled securities
CBA Markets Limited	Wednesday, 14	3,486.39		1,389 Stapled securities

ACN 003 485 952	September 2016			
CBA Markets Limited ACN 003 485 952	Wednesday, 14 September 2016	602.40		240 Stapled securities
CBA Markets Limited ACN 003 485 952	Wednesday, 14 September 2016	476.90		190 Stapled securities
CBA Markets Limited ACN 003 485 952	Wednesday, 14 September 2016	356.42		142 Stapled securities
CBA Markets Limited ACN 003 485 952	Wednesday, 14 September 2016	2,112.50		845 Stapled securities
CBA Markets Limited ACN 003 485 952	Thursday, 15 September 2016	52,240.30		20,170 Stapled securities
CBA Markets Limited ACN 003 485 952	Thursday, 15 September 2016	21,794.85		8,415 Stapled securities
CBA Markets Limited ACN 003 485 952	Thursday, 15 September 2016	328,567.28		126,853 Stapled securities
CBA Markets Limited ACN 003 485 952	Thursday, 15 September 2016	497.94		193 Stapled securities
CBA Markets Limited ACN 003 485 952	Thursday, 15 September 2016	4,979.40		1,930 Stapled securities
CBA Markets Limited ACN 003 485 952	Thursday, 15 September 2016	35,753.64		13,858 Stapled securities
CBA Markets Limited ACN 003 485 952	Thursday, 15 September 2016	9,979.44		3,868 Stapled securities
CBA Markets Limited ACN 003 485 952	Thursday, 15 September 2016	328,549.27		126,853 Stapled securities
CBA Markets Limited ACN 003 485 952	Tuesday, 20 September 2016	1,800.82		677 Stapled securities
CBA Markets Limited ACN 003 485 952	Tuesday, 20 September 2016	3,199.98		1,203 Stapled securities
CBA Markets Limited ACN 003 485 952	Wednesday, 21 September 2016	1,482.39		546 Stapled securities
CBA Markets Limited ACN 003 485 952	Wednesday, 21 September 2016	4,546.10		1,690 Stapled securities
CBA Markets Limited ACN 003 485 952	Wednesday, 21 September 2016	3,476.55		1,290 Stapled securities
CBA Markets Limited ACN 003 485 952	Wednesday, 21 September 2016	6,652.88		2,355 Stapled securities

CBA Markets Limited ACN 003 485 952	Wednesday, 21 September 2016	4,774.25		1,690 Stapled securities
CBA Markets Limited ACN 003 485 952	Wednesday, 21 September 2016	7,176.90		2,545 Stapled securities
CBA Markets Limited ACN 003 485 952	Wednesday, 21 September 2016	5,961.48		2,114 Stapled securities
CBA Markets Limited ACN 003 485 952	Thursday, 22 September 2016	9,893.34		3,546 Stapled securities
CBA Markets Limited ACN 003 485 952	Thursday, 22 September 2016	5,028.50		1,780 Stapled securities
CBA Markets Limited ACN 003 485 952	Thursday, 22 September 2016	2,825.00		1,000 Stapled securities
CBA Markets Limited ACN 003 485 952	Thursday, 22 September 2016	4,720.80		1,680 Stapled securities
CBA Markets Limited ACN 003 485 952	Thursday, 22 September 2016	1,215.83		435 Stapled securities
CBA Markets Limited ACN 003 485 952	Thursday, 22 September 2016	234.78		84 Stapled securities
CBA Markets Limited ACN 003 485 952	Thursday, 22 September 2016	4,993.37		1,777 Stapled securities
CBA Markets Limited ACN 003 485 952	Thursday, 22 September 2016	2.81		1 Stapled securities
CBA Markets Limited ACN 003 485 952	Thursday, 22 September 2016	10,031.70		3,570 Stapled securities
CBA Markets Limited ACN 003 485 952	Friday, 23 September 2016	19.67		7 Stapled securities
CBA Markets Limited ACN 003 485 952	Friday, 23 September 2016	3,591.18		1,278 Stapled securities
CBA Markets Limited ACN 003 485 952	Friday, 23 September 2016	70.25		25 Stapled securities
CBA Markets Limited ACN 003 485 952	Friday, 23 September 2016	3,498.45		1,245 Stapled securities
CBA Markets Limited ACN 003 485 952	Friday, 23 September 2016	190.74		68 Stapled securities
CBA Markets Limited ACN 003 485 952	Friday, 23 September 2016	325.38		116 Stapled securities
CBA Markets Limited	Friday, 23 September	521.73		186 Stapled securities

ACN 003 485 952	2016			
CBA Markets Limited ACN 003 485 952	Friday, 23 September 2016	263.67		94 Stapled securities
CBA Markets Limited ACN 003 485 952	Friday, 23 September 2016	3,562.35		1,270 Stapled securities
CBA Markets Limited ACN 003 485 952	Friday, 23 September 2016	3,640.00		1,300 Stapled securities
CBA Markets Limited ACN 003 485 952	Friday, 23 September 2016	1,976.13		702 Stapled securities
CBA Markets Limited ACN 003 485 952	Friday, 23 September 2016	334.99		119 Stapled securities
CBA Markets Limited ACN 003 485 952	Friday, 23 September 2016	306.83		109 Stapled securities
CBA Markets Limited ACN 003 485 952	Friday, 23 September 2016	487.00		173 Stapled securities
CBA Markets Limited ACN 003 485 952	Friday, 23 September 2016	602.41		214 Stapled securities
CBA Markets Limited ACN 003 485 952	Friday, 23 September 2016	264.61		94 Stapled securities
CBA Markets Limited ACN 003 485 952	Friday, 23 September 2016	368.76		131 Stapled securities
CBA Markets Limited ACN 003 485 952	Friday, 23 September 2016	273.06		97 Stapled securities
CBA Markets Limited ACN 003 485 952	Friday, 23 September 2016	143.57		51 Stapled securities
CBA Markets Limited ACN 003 485 952	Friday, 23 September 2016	4,734.85		1,685 Stapled securities
CBA Markets Limited ACN 003 485 952	Friday, 23 September 2016	1,968.74		692 Stapled securities
CBA Markets Limited ACN 003 485 952	Friday, 23 September 2016	5,433.60		1,920 Stapled securities
CBA Markets Limited ACN 003 485 952	Friday, 23 September 2016	10,035.18		3,546 Stapled securities
CBA Markets Limited ACN 003 485 952	Monday, 26 September 2016	2,662.08		944 Stapled securities
CBA Markets Limited ACN 003 485 952	Monday, 26 September 2016	513.24		182 Stapled securities

CBA Markets Limited ACN 003 485 952	Monday, 26 September 2016	3,384.00		1,200 Stapled securities
CBA Markets Limited ACN 003 485 952	Tuesday, 27 September 2016	130.66		47 Stapled securities
CBA Markets Limited ACN 003 485 952	Tuesday, 27 September 2016	614.38		221 Stapled securities
CBA Markets Limited ACN 003 485 952	Wednesday, 28 September 2016	9,927.72		3,597 Stapled securities
CBA Markets Limited ACN 003 485 952	Friday, 30 September 2016	10,224.07		3,691 Stapled securities
CBA Markets Limited ACN 003 485 952	Friday, 30 September 2016	17,068.74		6,162 Stapled securities
CBA Markets Limited ACN 003 485 952	Friday, 30 September 2016	9,775.33		3,529 Stapled securities
CBA Markets Limited ACN 003 485 952	Wednesday, 5 October 2016	47.60		17 Stapled securities
CBA Markets Limited ACN 003 485 952	Monday, 10 October 2016	8,056.44		2,919 Stapled securities
CBA Markets Limited ACN 003 485 952	Tuesday, 11 October 2016	20,595.78		7,382 Stapled securities
CBA Markets Limited ACN 003 485 952	Wednesday, 12 October 2016	617.71		223 Stapled securities
CBA Markets Limited ACN 003 485 952	Wednesday, 12 October 2016	8,315.54		3,002 Stapled securities
CBA Markets Limited ACN 003 485 952	Wednesday, 12 October 2016	2.77		1 Stapled securities
CBA Markets Limited ACN 003 485 952	Thursday, 13 October 2016	5,482.16		1,972 Stapled securities
CBA Markets Limited ACN 003 485 952	Friday, 14 October 2016	11,386.77		4,233 Stapled securities
CBA Markets Limited ACN 003 485 952	Friday, 14 October 2016	2.69		1 Stapled securities
CBA Markets Limited ACN 003 485 952	Friday, 14 October 2016	1,363.83		507 Stapled securities
CBA Markets Limited ACN 003 485 952	Friday, 14 October 2016	26.90		10 Stapled securities
CBA Markets Limited	Friday, 14 October 2016	18,219.37		6,773 Stapled securities

ACN 003 485 952				
CBA Markets Limited ACN 003 485 952	Monday, 17 October 2016	6,689.28		2,496 Stapled securities
CBA Markets Limited ACN 003 485 952	Monday, 17 October 2016	187.60		70 Stapled securities
CBA Markets Limited ACN 003 485 952	Monday, 17 October 2016	474.36		177 Stapled securities
CBA Markets Limited ACN 003 485 952	Monday, 17 October 2016	227.80		85 Stapled securities
CBA Markets Limited ACN 003 485 952	Monday, 17 October 2016	2,382.52		889 Stapled securities
CBA Markets Limited ACN 003 485 952	Monday, 17 October 2016	147.00		56 Stapled securities
CBA Markets Limited ACN 003 485 952	Monday, 17 October 2016	2,929.50		1,116 Stapled securities
CBA Markets Limited ACN 003 485 952	Monday, 17 October 2016	782.25		298 Stapled securities
CBA Markets Limited ACN 003 485 952	Monday, 17 October 2016	13,073.80		4,990 Stapled securities
CBA Markets Limited ACN 003 485 952	Tuesday, 18 October 2016	67.86		26 Stapled securities
CBA Markets Limited ACN 003 485 952	Tuesday, 18 October 2016	114.84		44 Stapled securities
CBA Markets Limited ACN 003 485 952	Tuesday, 18 October 2016	446.31		171 Stapled securities
CBA Markets Limited ACN 003 485 952	Tuesday, 18 October 2016	269.35		103 Stapled securities
CBA Markets Limited ACN 003 485 952	Tuesday, 18 October 2016	201.36		77 Stapled securities
CBA Markets Limited ACN 003 485 952	Tuesday, 18 October 2016	219.66		84 Stapled securities
CBA Markets Limited ACN 003 485 952	Tuesday, 18 October 2016	436.71		167 Stapled securities
CBA Markets Limited ACN 003 485 952	Tuesday, 18 October 2016	4,326.40		1,664 Stapled securities
CBA Markets Limited ACN 003 485 952	Tuesday, 18 October 2016	3,818.40		1,480 Stapled securities

CBA Markets Limited ACN 003 485 952	Thursday, 20 October 2016	2,179.80		840 Stapled securities
CBA Markets Limited ACN 003 485 952	Friday, 21 October 2016	32,249.58		12,309 Stapled securities
CBA Markets Limited ACN 003 485 952	Friday, 21 October 2016	4,231.30		1,615 Stapled securities
CBA Markets Limited ACN 003 485 952	Friday, 21 October 2016	1,726.58		659 Stapled securities
CBA Markets Limited ACN 003 485 952	Friday, 21 October 2016	1,142.32		436 Stapled securities
CBA Markets Limited ACN 003 485 952	Friday, 21 October 2016	131.00		50 Stapled securities
CBA Markets Limited ACN 003 485 952	Friday, 21 October 2016	4,726.48		1,804 Stapled securities
CBA Markets Limited ACN 003 485 952	Friday, 21 October 2016	8,043.40		3,070 Stapled securities
CBA Markets Limited ACN 003 485 952	Monday, 24 October 2016	9,962.37		3,817 Stapled securities
CBA Markets Limited ACN 003 485 952	Tuesday, 25 October 2016	4,398.75		1,725 Stapled securities
CBA Markets Limited ACN 003 485 952	Tuesday, 25 October 2016	5,100.00		2,000 Stapled securities
CBA Markets Limited ACN 003 485 952	Tuesday, 25 October 2016	499.80		196 Stapled securities
CBA Markets Limited ACN 003 485 952	Tuesday, 25 October 2016	2.55		1 Stapled securities
CBA Markets Limited ACN 003 485 952	Tuesday, 25 October 2016	407.64		158 Stapled securities
CBA Markets Limited ACN 003 485 952	Tuesday, 25 October 2016	2,150.40		840 Stapled securities
CBA Markets Limited ACN 003 485 952	Wednesday, 26 October 2016	4,000.64		2,128 Stapled securities
CBA Markets Limited ACN 003 485 952	Wednesday, 26 October 2016	1,971.60		1,060 Stapled securities
CBA Markets Limited ACN 003 485 952	Wednesday, 26 October 2016	1,992.38		1,035 Stapled securities
CBA Markets Limited	Wednesday, 26 October	1,955.20		1,040 Stapled securities

ACN 003 485 952	2016			
CBA Markets Limited ACN 003 485 952	Wednesday, 26 October 2016	1,999.50		1,075 Stapled securities
CBA Markets Limited ACN 003 485 952	Wednesday, 26 October 2016	2,003.40		1,080 Stapled securities
CBA Markets Limited ACN 003 485 952	Wednesday, 26 October 2016	1,976.40		1,080 Stapled securities
CBA Markets Limited ACN 003 485 952	Wednesday, 26 October 2016	1,998.00		1,080 Stapled securities
CBA Markets Limited ACN 003 485 952	Wednesday, 26 October 2016	3,952.00		2,080 Stapled securities
CBA Markets Limited ACN 003 485 952	Wednesday, 26 October 2016	2,002.00		1,040 Stapled securities
CBA Markets Limited ACN 003 485 952	Wednesday, 26 October 2016	2,009.00		1,025 Stapled securities
CBA Markets Limited ACN 003 485 952	Wednesday, 26 October 2016	2,002.32		1,010 Stapled securities
CBA Markets Limited ACN 003 485 952	Wednesday, 26 October 2016	1,999.80		1,010 Stapled securities
CBA Markets Limited ACN 003 485 952	Wednesday, 26 October 2016	1,999.80		1,010 Stapled securities
CBA Markets Limited ACN 003 485 952	Wednesday, 26 October 2016	1,994.93		1,005 Stapled securities
CBA Markets Limited ACN 003 485 952	Wednesday, 26 October 2016	1,859.25		925 Stapled securities
CBA Markets Limited ACN 003 485 952	Wednesday, 26 October 2016	1,191.80		590 Stapled securities
CBA Markets Limited ACN 003 485 952	Wednesday, 26 October 2016	1,353.00		660 Stapled securities
CBA Markets Limited ACN 003 485 952	Wednesday, 26 October 2016	2,007.25		925 Stapled securities
CBA Markets Limited ACN 003 485 952	Wednesday, 26 October 2016	1,991.80		920 Stapled securities
CBA Markets Limited ACN 003 485 952	Wednesday, 26 October 2016	1,993.37		925 Stapled securities
CBA Markets Limited ACN 003 485 952	Wednesday, 26 October 2016	1,999.75		950 Stapled securities

CBA Markets Limited ACN 003 485 952	Thursday, 27 October 2016	907.61		446 Stapled securities
CBA Markets Limited ACN 003 485 952	Thursday, 27 October 2016	1,019.54		501 Stapled securities
CBA Markets Limited ACN 003 485 952	Thursday, 27 October 2016	907.61		446 Stapled securities
CBA Markets Limited ACN 003 485 952	Thursday, 27 October 2016	1,017.50		500 Stapled securities
CBA Markets Limited ACN 003 485 952	Thursday, 27 October 2016	2,004.10		980 Stapled securities
CBA Markets Limited ACN 003 485 952	Thursday, 27 October 2016	1,992.72		965 Stapled securities
CBA Markets Limited ACN 003 485 952	Thursday, 27 October 2016	1,986.88		935 Stapled securities
CBA Markets Limited ACN 003 485 952	Thursday, 27 October 2016	1,915.80		930 Stapled securities
CBA Markets Limited ACN 003 485 952	Thursday, 27 October 2016	1,880.44		887 Stapled securities
CBA Markets Limited ACN 003 485 952	Thursday, 27 October 2016	529.00		241 Stapled securities
CBA Markets Limited ACN 003 485 952	Thursday, 27 October 2016	245.84		112 Stapled securities
CBA Markets Limited ACN 003 485 952	Thursday, 27 October 2016	114.14		52 Stapled securities
CBA Markets Limited ACN 003 485 952	Thursday, 27 October 2016	54.87		25 Stapled securities
CBA Markets Limited ACN 003 485 952	Thursday, 27 October 2016	1,954.80		905 Stapled securities
CBA Markets Limited ACN 003 485 952	Thursday, 27 October 2016	1,970.25		925 Stapled securities
CBA Markets Limited ACN 003 485 952	Friday, 28 October 2016	4,931.12		2,326 Stapled securities
CBA Markets Limited ACN 003 485 952	Friday, 28 October 2016	1,993.35		970 Stapled securities
CBA Markets Limited ACN 003 485 952	Friday, 28 October 2016	1,994.30		980 Stapled securities
CBA Markets Limited	Friday, 28 October 2016	999.60		490 Stapled securities

ACN 003 485 952				
CBA Markets Limited ACN 003 485 952	Monday, 31 October 2016	3,268.30		1,610 Stapled securities
CBA Markets Limited ACN 003 485 952	Monday, 31 October 2016	1,707.23		841 Stapled securities
CBA Markets Limited ACN 003 485 952	Monday, 31 October 2016	1,940.45		985 Stapled securities
CBA Markets Limited ACN 003 485 952	Monday, 31 October 2016	1,997.44		1,005 Stapled securities
CBA Markets Limited ACN 003 485 952	Wednesday, 2 November 2016	106.92		54 Stapled securities
CBA Markets Limited ACN 003 485 952	Wednesday, 2 November 2016	43.56		22 Stapled securities
CBA Markets Limited ACN 003 485 952	Wednesday, 2 November 2016	95.04		48 Stapled securities
CBA Markets Limited ACN 003 485 952	Wednesday, 2 November 2016	19.80		10 Stapled securities
CBA Markets Limited ACN 003 485 952	Wednesday, 2 November 2016	33.66		17 Stapled securities
CBA Markets Limited ACN 003 485 952	Wednesday, 2 November 2016	61.38		31 Stapled securities
CBA Markets Limited ACN 003 485 952	Wednesday, 2 November 2016	504.90		255 Stapled securities
CBA Markets Limited ACN 003 485 952	Wednesday, 2 November 2016	122.76		62 Stapled securities
CBA Markets Limited ACN 003 485 952	Wednesday, 2 November 2016	1,994.93		1,005 Stapled securities
CBA Markets Limited ACN 003 485 952	Wednesday, 2 November 2016	1,989.90		1,005 Stapled securities
CBA Markets Limited ACN 003 485 952	Wednesday, 2 November 2016	2,004.85		1,010 Stapled securities
CBA Markets Limited ACN 003 485 952	Wednesday, 2 November 2016	368.15		185 Stapled securities
CBA Markets Limited ACN 003 485 952	Thursday, 3 November 2016	1,990.00		995 Stapled securities
CBA Markets Limited ACN 003 485 952	Thursday, 3 November 2016	4,014.00		2,007 Stapled securities

CBA Markets Limited ACN 003 485 952	Thursday, 3 November 2016	1,000.00		500 Stapled securities
CBA Markets Limited ACN 003 485 952	Thursday, 3 November 2016	5,518.00		2,759 Stapled securities
CBA Markets Limited ACN 003 485 952	Monday, 7 November 2016	1,990.00		1,000 Stapled securities
CBA Markets Limited ACN 003 485 952	Monday, 7 November 2016	2,020.05		1,005 Stapled securities
CBA Markets Limited ACN 003 485 952	Tuesday, 8 November 2016	5,049.15		2,463 Stapled securities
CBA Markets Limited ACN 003 485 952	Tuesday, 8 November 2016	693.45		345 Stapled securities
CBA Markets Limited ACN 003 485 952	Wednesday, 9 November 2016	1,999.55		985 Stapled securities
CBA Markets Limited ACN 003 485 952	Wednesday, 9 November 2016	1,990.00		1,000 Stapled securities
CBA Markets Limited ACN 003 485 952	Wednesday, 9 November 2016	1,974.83		1,005 Stapled securities
CBA Markets Limited ACN 003 485 952	Wednesday, 9 November 2016	96.65		49 Stapled securities
CBA Markets Limited ACN 003 485 952	Wednesday, 9 November 2016	3.94		2 Stapled securities
CBA Markets Limited ACN 003 485 952	Wednesday, 9 November 2016	1,994.93		1,005 Stapled securities
CBA Markets Limited ACN 003 485 952	Wednesday, 9 November 2016	1,994.75		1,010 Stapled securities
CBA Markets Limited ACN 003 485 952	Wednesday, 9 November 2016	3,455.38		1,754 Stapled securities
CBA Markets Limited ACN 003 485 952	Wednesday, 9 November 2016	2,204.43		1,119 Stapled securities
CBA Markets Limited ACN 003 485 952	Wednesday, 9 November 2016	9,999.72		5,076 Stapled securities
CBA Markets Limited ACN 003 485 952	Thursday, 10 November 2016	5,152.14		2,538 Stapled securities
CBA Markets Limited ACN 003 485 952	Friday, 11 November 2016	9,863.70		4,697 Stapled securities
CBA Markets Limited	Monday, 14 November	799.69		379 Stapled securities

ACN 003 485 952	2016			
CBA Markets Limited ACN 003 485 952	Monday, 14 November 2016	787.03		373 Stapled securities
CBA Markets Limited ACN 003 485 952	Monday, 14 November 2016	3,437.19		1,629 Stapled securities
CBA Markets Limited ACN 003 485 952	Monday, 14 November 2016	7,420.92		3,692 Stapled securities
CBA Markets Limited ACN 003 485 952	Monday, 14 November 2016	1,095.45		545 Stapled securities
CBA Markets Limited ACN 003 485 952	Tuesday, 15 November 2016	9,999.75		4,975 Stapled securities
CBA Markets Limited ACN 003 485 952	Tuesday, 15 November 2016	5,215.64		2,582 Stapled securities
CBA Markets Limited ACN 003 485 952	Tuesday, 15 November 2016	3,030.00		1,500 Stapled securities
CBA Markets Limited ACN 003 485 952	Wednesday, 16 November 2016	3,481.45		1,715 Stapled securities
CBA Markets Limited ACN 003 485 952	Wednesday, 16 November 2016	1,985.00		1,000 Stapled securities
CBA Markets Limited ACN 003 485 952	Wednesday, 16 November 2016	3,980.00		1,990 Stapled securities
CBA Markets Limited ACN 003 485 952	Thursday, 17 November 2016	1,764.67		889 Stapled securities
CBA Markets Limited ACN 003 485 952	Thursday, 17 November 2016	85.36		43 Stapled securities
CBA Markets Limited ACN 003 485 952	Thursday, 17 November 2016	7,991.61		4,026 Stapled securities
CBA Markets Limited ACN 003 485 952	Thursday, 17 November 2016	35.73		18 Stapled securities
CBA Markets Limited ACN 003 485 952	Thursday, 17 November 2016	123.07		62 Stapled securities
CBA Markets Limited ACN 003 485 952	Thursday, 17 November 2016	4,963.59		2,526 Stapled securities
CBA Markets Limited ACN 003 485 952	Thursday, 17 November 2016	3,161.68		1,609 Stapled securities
CBA Markets Limited ACN 003 485 952	Thursday, 17 November 2016	5.90		3 Stapled securities

CBA Markets Limited ACN 003 485 952	Thursday, 17 November 2016	1,210.44		616 Stapled securities
CBA Markets Limited ACN 003 485 952	Thursday, 17 November 2016	17,504.22		8,908 Stapled securities
CBA Markets Limited ACN 003 485 952	Thursday, 17 November 2016	2,495.55		1,270 Stapled securities
CBA Markets Limited ACN 003 485 952	Friday, 18 November 2016	2,245.80		1,140 Stapled securities
CBA Markets Limited ACN 003 485 952	Friday, 18 November 2016	2,886.05		1,465 Stapled securities
CBA Markets Limited ACN 003 485 952	Friday, 18 November 2016	1,485.38		754 Stapled securities
CBA Markets Limited ACN 003 485 952	Friday, 18 November 2016	1,099.26		558 Stapled securities
CBA Markets Limited ACN 003 485 952	Friday, 18 November 2016	2,308.84		1,172 Stapled securities
CBA Markets Limited ACN 003 485 952	Monday, 21 November 2016	9,475.82		4,691 Stapled securities
CBA Markets Limited ACN 003 485 952	Monday, 21 November 2016	523.18		259 Stapled securities
CBA Markets Limited ACN 003 485 952	Monday, 21 November 2016	2,177.64		1,052 Stapled securities
CBA Markets Limited ACN 003 485 952	Tuesday, 22 November 2016	1,017.64		494 Stapled securities
CBA Markets Limited ACN 003 485 952	Tuesday, 22 November 2016	3,957.26		1,921 Stapled securities
CBA Markets Limited ACN 003 485 952	Tuesday, 22 November 2016	1,989.40		980 Stapled securities
CBA Markets Limited ACN 003 485 952	Tuesday, 22 November 2016	1,902.11		937 Stapled securities
CBA Markets Limited ACN 003 485 952	Tuesday, 22 November 2016	97.44		48 Stapled securities
CBA Markets Limited ACN 003 485 952	Tuesday, 22 November 2016	1,999.55		985 Stapled securities
CBA Markets Limited ACN 003 485 952	Tuesday, 22 November 2016	2,050.20		1,005 Stapled securities
CBA Markets Limited	Tuesday, 22 November	2,652.00		1,300 Stapled securities

ACN 003 485 952	2016			
CBA Markets Limited ACN 003 485 952	Tuesday, 22 November 2016	3,751.56		1,839 Stapled securities
CBA Markets Limited ACN 003 485 952	Tuesday, 22 November 2016	1,162.80		570 Stapled securities
CBA Markets Limited ACN 003 485 952	Tuesday, 22 November 2016	5,754.84		2,821 Stapled securities
CBA Markets Limited ACN 003 485 952	Tuesday, 22 November 2016	3,465.96		1,699 Stapled securities
CBA Markets Limited ACN 003 485 952	Tuesday, 22 November 2016	30,975.36		15,184 Stapled securities
CBA Markets Limited ACN 003 485 952	Wednesday, 23 November 2016	826.21		407 Stapled securities
CBA Markets Limited ACN 003 485 952	Wednesday, 23 November 2016	1,020.00		500 Stapled securities
CBA Markets Limited ACN 003 485 952	Wednesday, 23 November 2016	499.80		245 Stapled securities
CBA Markets Limited ACN 003 485 952	Wednesday, 23 November 2016	2,649.96		1,299 Stapled securities
CBA Markets Limited ACN 003 485 952	Wednesday, 23 November 2016	1,977.60		960 Stapled securities
CBA Markets Limited ACN 003 485 952	Thursday, 24 November 2016	457.80		218 Stapled securities
CBA Markets Limited ACN 003 485 952	Thursday, 24 November 2016	3,150.00		1,500 Stapled securities
CBA Markets Limited ACN 003 485 952	Thursday, 24 November 2016	2,245.40		1,090 Stapled securities
CBA Markets Limited ACN 003 485 952	Thursday, 24 November 2016	8,621.10		4,185 Stapled securities
CBA Markets Limited ACN 003 485 952	Thursday, 24 November 2016	337.84		164 Stapled securities
CBA Markets Limited ACN 003 485 952	Thursday, 24 November 2016	2,976.70		1,445 Stapled securities
CBA Markets Limited ACN 003 485 952	Thursday, 24 November 2016	1,907.56		926 Stapled securities
CBA Markets Limited ACN 003 485 952	Thursday, 24 November 2016	5,380.72		2,612 Stapled securities

CBA Markets Limited ACN 003 485 952	Thursday, 24 November 2016	15,859.94		7,699 Stapled securities
CBA Markets Limited ACN 003 485 952	Thursday, 24 November 2016	8,285.32		4,022 Stapled securities
CBA Markets Limited ACN 003 485 952	Monday, 28 November 2016	47,557.40		21,617 Stapled securities
CBA Markets Limited ACN 003 485 952	Monday, 28 November 2016	55.00		25 Stapled securities
CBA Markets Limited ACN 003 485 952	Monday, 28 November 2016	4,527.60		2,058 Stapled securities
CBA Markets Limited ACN 003 485 952	Wednesday, 30 November 2016	7,654.78		3,577 Stapled securities
CBA Markets Limited ACN 003 485 952	Wednesday, 30 November 2016	1,923.86		899 Stapled securities
CBA Markets Limited ACN 003 485 952	Wednesday, 30 November 2016	20,569.68		9,612 Stapled securities
CBA Markets Limited ACN 003 485 952	Wednesday, 30 November 2016	23,841.74		11,141 Stapled securities
CBA Markets Limited ACN 003 485 952	Wednesday, 30 November 2016	1,904.60		890 Stapled securities
CBA Markets Limited ACN 003 485 952	Wednesday, 30 November 2016	158.36		74 Stapled securities
CBA Markets Limited ACN 003 485 952	Wednesday, 30 November 2016	22,872.32		10,688 Stapled securities
CBA Markets Limited ACN 003 485 952	Wednesday, 30 November 2016	3,252.80		1,520 Stapled securities
CBA Markets Limited ACN 003 485 952	Wednesday, 30 November 2016	5,478.40		2,560 Stapled securities
CBA Markets Limited ACN 003 485 952	Thursday, 1 December 2016	1,287.85		599 Stapled securities
CBA Markets Limited ACN 003 485 952	Thursday, 1 December 2016	7,200.35		3,349 Stapled securities
CBA Markets Limited ACN 003 485 952	Thursday, 1 December 2016	4,153.80		1,932 Stapled securities
CBA Markets Limited ACN 003 485 952	Friday, 2 December 2016	735.30		342 Stapled securities
CBA Markets Limited	Friday, 2 December	743.90		346 Stapled securities


ACN 003 485 952	2016			
CBA Markets Limited ACN 003 485 952	Friday, 2 December 2016	4.30		2 Stapled securities
CBA Markets Limited ACN 003 485 952	Friday, 2 December 2016	971.80		452 Stapled securities
CBA Markets Limited ACN 003 485 952	Friday, 2 December 2016	5,785.65		2,691 Stapled securities
CBA Markets Limited ACN 003 485 952	Friday, 2 December 2016	1,758.70		818 Stapled securities
CBA Markets Limited ACN 003 485 952	Monday, 5 December 2016	1,682.96		772 Stapled securities
CBA Markets Limited ACN 003 485 952	Monday, 5 December 2016	3,644.96		1,672 Stapled securities
CBA Markets Limited ACN 003 485 952	Monday, 5 December 2016	32.70		15 Stapled securities
CBA Markets Limited ACN 003 485 952	Monday, 5 December 2016	1,443.16		662 Stapled securities
CBA Markets Limited ACN 003 485 952	Monday, 5 December 2016	2,269.38		1,041 Stapled securities
CBA Markets Limited ACN 003 485 952	Monday, 5 December 2016	972.28		446 Stapled securities
CBA Markets Limited ACN 003 485 952	Tuesday, 6 December 2016	10,107.22		4,723 Stapled securities
CBA Markets Limited ACN 003 485 952	Thursday, 8 December 2016	354.82		157 Stapled securities
CBA Markets Limited ACN 003 485 952	Thursday, 8 December 2016	3,875.90		1,715 Stapled securities
CBA Markets Limited ACN 003 485 952	Thursday, 8 December 2016	5,186.70		2,295 Stapled securities
CBA Markets Limited ACN 003 485 952	Thursday, 8 December 2016	1,633.98		723 Stapled securities
CBA Markets Limited ACN 003 485 952	Thursday, 8 December 2016	29,144.96		12,896 Stapled securities
CBA Markets Limited ACN 003 485 952	Friday, 9 December 2016	1,346.52		588 Stapled securities
CBA Markets Limited ACN 003 485 952	Friday, 9 December 2016	316.02		138 Stapled securities

CBA Markets Limited ACN 003 485 952	Friday, 9 December 2016	263.35		115 Stapled securities
CBA Markets Limited ACN 003 485 952	Friday, 9 December 2016	364.11		159 Stapled securities
CBA Markets Limited ACN 003 485 952	Friday, 9 December 2016	957.22		418 Stapled securities
CBA Markets Limited ACN 003 485 952	Friday, 9 December 2016	277.09		121 Stapled securities
CBA Markets Limited ACN 003 485 952	Friday, 9 December 2016	277.09		121 Stapled securities
CBA Markets Limited ACN 003 485 952	Friday, 9 December 2016	6,331.85		2,765 Stapled securities
CBA Markets Limited ACN 003 485 952	Friday, 9 December 2016	3,693.77		1,613 Stapled securities
CBA Markets Limited ACN 003 485 952	Friday, 9 December 2016	17,742.92		7,748 Stapled securities
CBA Markets Limited ACN 003 485 952	Friday, 9 December 2016	1,252.63		547 Stapled securities
CBA Markets Limited ACN 003 485 952	Friday, 9 December 2016	7,002.82		3,058 Stapled securities
CBA Markets Limited ACN 003 485 952	Friday, 9 December 2016	14,248.38		6,222 Stapled securities
CBA Markets Limited ACN 003 485 952	Friday, 9 December 2016	2,276.26		994 Stapled securities
CBA Markets Limited ACN 003 485 952	Friday, 9 December 2016	2,699.91		1,179 Stapled securities
CBA Markets Limited ACN 003 485 952	Friday, 9 December 2016	3,918.19		1,711 Stapled securities
CBA Markets Limited ACN 003 485 952	Friday, 9 December 2016	17,033.02		7,438 Stapled securities
CBA Markets Limited ACN 003 485 952	Wednesday, 14 December 2016	8,809.04		3,797 Stapled securities
CBA Markets Limited ACN 003 485 952	Wednesday, 14 December 2016	60,640.16		26,138 Stapled securities
CBA Markets Limited ACN 003 485 952	Wednesday, 14 December 2016	2,234.16		963 Stapled securities
CBA Markets Limited	Wednesday, 14	825.92		356 Stapled securities

ACN 003 485 952	December 2016			
CBA Markets Limited ACN 003 485 952	Wednesday, 14 December 2016	976.72		421 Stapled securities
CBA Markets Limited ACN 003 485 952	Wednesday, 14 December 2016	14,001.20		6,035 Stapled securities
CBA Markets Limited ACN 003 485 952	Wednesday, 14 December 2016	1,320.08		569 Stapled securities
CBA Markets Limited ACN 003 485 952	Monday, 5 September 2016	N/A		100,000 Stapled securities (borrowed from Ausbil Dexia Limited, see Annexure C)
CBA Markets Limited ACN 003 485 952	Tuesday, 11 October 2016	N/A		220,000 Stapled securities (borrowed from Ausbil Dexia Limited, see Annexure C)

Annexure C

This is annexure C referred to in Form 603, Notice of initial substantial holder dated **06/01/2017**



Carla Collingwood

Company Secretary

Dated the 9 January 2017

Commonwealth Bank of Australia will, if requested by the company or responsible entity to whom this form must be given or by the Australian Securities and Investments Commission (ASIC), give a copy of one or more of the following agreements to the company, responsible entity or ASIC (as appropriate).

Citigroup Global Markets Limited (Agreement 1)

Type of agreement:	Australian Master Securities Lending Agreement
Parties to agreement:	(1) Citigroup Global Markets Limited; and (2) Colonial First State Investments Limited
Can the parties exercise voting rights attaching to the securities?	No
If yes, in what circumstances?	N/A
Date on which the securities were (or are) expected to be delivered to the borrower or its nominee (ie borrow date):	The dates indicated in Annexure B on which securities were borrowed.
Scheduled date (if any) when the securities are expected to be returned to the borrower or its nominee (ie return date):	Any particular day.
Does the borrower have the right to return the securities early? [Yes/No]	Yes
If yes, in which circumstances?	At any time subject to giving notice.
Does the lender have the right to recall the securities early (ie before the scheduled return date)? [Yes/No]	Yes
If yes, in which circumstances?	At any time subject to giving notice.
Are there circumstances in which the borrower will not be required to return the securities on settlement? [Yes/No]	No
If yes, in which circumstances?	N/A

UBS AG (Agreement 1)

Type of agreement:	Australian Master Securities Lending Agreement
--------------------	--

Parties to agreement:	(1) UBS AG; and (2) Colonial First State Investments Limited
Can the parties exercise voting rights attaching to the securities?	No
If yes, in what circumstances?	N/A
Date on which the securities were (or are) expected to be delivered to the borrower or its nominee (ie borrow date):	The dates indicated in Annexure B on which securities were borrowed.
Scheduled date (if any) when the securities are expected to be returned to the borrower or its nominee (ie return date):	Any particular day.
Does the borrower have the right to return the securities early? [Yes/No]	Yes
If yes, in which circumstances?	At any time subject to giving notice.
Does the lender have the right to recall the securities early (ie before the scheduled return date)? [Yes/No]	Yes
If yes, in which circumstances?	At any time subject to giving notice.
Are there circumstances in which the borrower will not be required to return the securities on settlement? [Yes/No]	No
If yes, in which circumstances?	N/A

UBS AG (Agreement 2)

Type of agreement:	Australian Master Securities Lending Agreement
Parties to agreement:	(1) UBS AG; and (2) Colonial First State Investments Limited
Can the parties exercise voting rights attaching to the securities?	No
If yes, in what circumstances?	N/A
Date on which the securities were (or are) expected to be delivered to the borrower or its nominee (ie borrow date):	The dates indicated in Annexure B on which securities were borrowed.
Scheduled date (if any) when the securities are expected to be returned to the borrower or its nominee (ie return date):	Any particular day.
Does the borrower have the right to return the securities early? [Yes/No]	Yes
If yes, in which circumstances?	At any time subject to giving notice.
Does the lender have the right to recall the securities early (ie before the scheduled return date)? [Yes/No]	Yes

If yes, in which circumstances?	At any time subject to giving notice.
Are there circumstances in which the borrower will not be required to return the securities on settlement? [Yes/No]	No
If yes, in which circumstances?	N/A

Ausbil Dexia Limited

Type of agreement:	Australian Master Securities Lending Agreement
Parties to agreement:	(1) Commonwealth Bank of Australia and (2) Ausbil Dexia Limited as responsible entity for the Ausbil Investment Trusts - Australian Geared Equities Fund
Can the parties exercise voting rights attaching to the securities?	No
If yes, in what circumstances?	N/A
Date on which the securities were (or are) expected to be delivered to the borrower or its nominee (ie borrow date):	The dates indicated in Annexure B on which securities were borrowed.
Scheduled date (if any) when the securities are expected to be returned to the borrower or its nominee (ie return date):	Any particular day.
Does the borrower have the right to return the securities early? [Yes/No]	Yes
If yes, in which circumstances?	At any time subject to giving notice.
Does the lender have the right to recall the securities early (ie before the scheduled return date)? [Yes/No]	Yes
If yes, in which circumstances?	At any time subject to giving notice.
Are there circumstances in which the borrower will not be required to return the securities on settlement? [Yes/No]	No
If yes, in which circumstances?	N/A