

# Monash Absolute Investment Company Limited

T: +612 9237 8862  
Level 5, 139 Macquarie Street  
Sydney NSW 2000 Australia  
[monashinvestors.com](http://monashinvestors.com)

## ASX ANNOUNCEMENT 7 February 2017

### Performance Update and Teleconference

In accordance with the requirements of Listing Rule 3.1 we submit the **attached** material being presented via teleconference on Tuesday 7<sup>th</sup> February, 2017.

Mr. Simon Shields is making the presentation and all shareholders and the public are invited to attend.

The teleconference details are as follows:

**Date & Time:**

7 February 2017 2PM (NSW, Vic, Tas), 1.30PM (SA/NT), 1:00PM (Qld), 11AM WA

**Dial in Number:** 1800 266 337

**Guest Code:** 6515060 #

**For more information please contact:**

Rory MacIntyre, Winston Capital Partners  
M. +61 434 669 524

**The Monash Absolute Investment Company Ltd**  
**ASX Code: MA1**  
**Performance Update Teleconference**  
7 February 2017



# Disclaimer

---

This presentation has been prepared by Monash Absolute Investment Company Limited (**MA1**). The information contained in this presentation is for information purposes only and has been prepared for use in conjunction with a verbal presentation and should be read in that context. Information for the graphs, charts and quoted indices contained in this presentation has been sourced from MA1 and Monash Investors Pty Ltd (ABN (ABN 67 153 180 333, AFSL 417 201) (**Investment Manager**). Information in this presentation is only intended for Australian residents. The distribution of this presentation in jurisdictions outside Australia may be restricted by law, and you should observe any such restrictions.

The information contained in this presentation is not investment or financial product advice and is not intended to be used as the basis for making an investment decision. Please note that, in providing this presentation, MA1 has not considered the objectives, financial position or needs of any particular recipient. MA1 strongly suggests that investors consult a financial advisor prior to making an investment decision. This presentation is strictly confidential and is intended for the exclusive benefit of the institution to which it is presented. It may not be reproduced, disseminated, quoted or referred to, in whole or in part, without the express consent of MA1. The views expressed on stocks are the managers views, based on publicly available information and analysis and should not be construed or relied upon as a stock recommendation.

No representation or warranty, express or implied, is made as to the fairness, accuracy, completeness or correctness of the information, opinions and conclusions contained in this presentation. To the maximum extent permitted by law, none of MA1, its related bodies corporate, shareholders or respective directors, officers, employees, agents or advisors, nor any other person accepts any liability, including, without limitation, any liability arising out of fault or negligence for any loss arising from the use of information contained in this presentation.

Performance figures quoted in this presentation are past performance. Past performance is not an indicator of future performance.

This presentation includes “forward looking statements”. Such forward-looking statements are not guarantees of future performance and involve known and unknown risks, uncertainties and other factors, many of which are beyond the control of MA1 and its officers, employees, agents or associates that may cause actual results to differ materially from those expressed or implied in such statement. Actual results, performance or achievements may vary materially from any projections and forward looking statements and the assumptions on which those statements are based. MA1 assumes no obligation to update such information.

Neither this presentation, nor anything contained in it, is or should be construed as being, an offer to sell, an invitation or recommendation to purchase or invest in any particular investment or security, including but not limited to MA1’s securities. This presentation does not constitute an offer to sell, or a solicitation of an offer to buy, any securities in the United States. The securities of MA1 have not been, and will not be, registered under the U.S. Securities Act of 1933, as amended (**Securities Act**) or the securities laws of any state or other jurisdiction of the United States, and may not be offered or sold in the United States except in compliance with the registration requirements of the Securities Act and any other applicable securities laws or pursuant to an exemption from, or in a transaction not subject to, the registration requirements of the Securities Act and any other applicable securities laws.

**NOT FOR DISTRIBUTION IN THE UNITED STATES OR ANY JURISDICTION IN WHICH SUCH DISTRIBUTION WOULD BE UNLAWFUL**



# Teleconference Overview

---

- **Agenda**

- 2016 in review
- Key position update
- Recent changes
- Outlook

- **Key teleconference information**

- **Date:** 7 February 2017
- **Time:** 2PM (NSW, Vic, Tas), 1.30PM (SA/NT), 1:00PM (Qld), 11AM WA
- **Phone:** 1800 266 337
- **Guest Code:** 6515060#
- **Host:** Rory MacIntyre, Winston Capital Partners



# Simon Shields, Co-Portfolio Manager, Monash Investors Biography

---



## Simon Shields

B.Com (Hons), LLB, MBA, CFA

Simon is one of Australia's leading fund managers with over 27 years of industry experience and most recently, having been Head of Australian Equities at both UBS Global Asset Management (Australia) Limited (UBS) and Colonial First State Limited (CFS). Simon has been a member of and/or led multi-award winning equity teams across a range of investment styles.

He holds a Bachelor of Commerce with Honours, Bachelor of Law, Masters of Business Administration and is a Chartered Financial Analyst.

Simon commenced his career as an analyst with Westpac Investment Management Limited (now part of BT Investment Management Limited), before moving into a portfolio management role. In 1995, he moved to Rothschild Australia Asset Management Limited as a Portfolio Manager, responsible for value-style Australian equities. In March 1998, he joined CFS as a Senior Portfolio Manager, responsible for growth style Australian and New Zealand equities, before becoming the Head of Australian Equities in January 2004. In July 2007, he moved to UBS as Managing Director and Head of Australian Equities and in 2011 also took responsibility for the ING Investment Management Limited Australian equity team.

In 2011, the UBS Australian Share Fund, which was managed by Simon, received the 2012 Money Magazine award for the "Best of the Best".

Simon is a director and co-founder of Monash Investors. His role includes research, analysis, dealing and investment management of the Monash Absolute Investment Fund.



# Setting the scene : Recap on Monash Investors

---

- Absolute return targets (measured over 7 year period)
- Long and Short
- Bottom up (not top down)
- Searching for compelling opportunities
- Benchmark unaware, stock size agnostic, Pre-IPO
- Looking for 4 key attributes (**G.I.V.E**)
  - Growth
  - Insight
  - Value
  - Event
- Managed Fund (APIR Code MON0001AU) and LIC (ASX Code MA1, MA1O)
- Suggested use as a satellite investment – ‘a supporting role’



# Absolute return focus does not mean positive monthly returns, in all months – MAIF is a long biased fund

**To 31 January 2017**  
**(after fees) – Monash Absolute Investment Fund (MAIF)**



**Inception Date 2 July 2012**

Year	Jul	Aug	Sep	Oct	Nov	Dec	Jan	Feb	Mar	Apr	May	Jun	FYTD
2012/13	1.46%	-1.15%	-0.20%	1.81%	1.09%	2.91%	3.90%	4.39%	2.00%	1.13%	-1.10%	1.05%	18.53%
2013/14	5.57%	1.40%	7.08%	2.96%	-0.58%	-0.47%	0.86%	2.62%	4.72%	-1.27%	-0.54%	-1.01%	23.05%
2014/15	3.06%	2.32%	-4.31%	-0.22%	-1.61%	0.55%	1.55%	2.33%	1.08%	0.08%	-0.55%	-1.86%	2.21%
2015/16	6.57%	0.22%	-0.46%	3.88%	2.36%	6.00%	-4.97%	-2.88%	2.43%	1.87%	2.39%	-3.84%	13.62%
2016/17	1.93%	-1.11%	0.73%	0.75%	-5.15%	0.39%	-4.01%						-6.51%

**Since Inception (after fees) 10.55% pa**

**Source:** MAIF : Monthly Performance Report & Unit Prices [www.monashinvestors.com](http://www.monashinvestors.com)

In relation to MAIF, The Trust Company (RE Services) Limited (ABN 45 003 278 831, AFSL 235 150) ("Perpetual") is the responsible entity of, and issuer of units in Fund, and Monash Investors is the investment manager of the Fund. All opinions and estimates constitute judgements of Monash Investors and are subject to change without notice. This information is provided for general information purposes only, and is not to be construed as solicitation of an offer to buy or sell any financial product. Accordingly, reliance should not be placed on this information as the basis for making an investment, financial or other decisions. This information does not take into account your investment objectives, particular needs or financial situation. Whilst every effort is taken to ensure this information is accurate, its accuracy, reliability or completeness is not guaranteed. A product disclosure statement (PDS) issued by Perpetual dated 9<sup>th</sup> January 2017 is available for the Fund. You should obtain and consider the PDS before deciding whether to acquire, or continue to hold, an interest in the Fund. Initial applications for units in the Fund can only be made pursuant to the application form attached to the PDS



# Absolute return focus does not mean positive monthly returns, in all months – MA1 is a long biased portfolio

**To 31 January 2017**

**(after fees) – Monash Absolute Investment Company Limited (MA1)**



**Inception Date 12 April 2016**

Year	Jul	Aug	Sep	Oct	Nov	Dec	Jan	Feb	Mar	Apr	May	Jun	FYTD
2015/16										0.98%	2.33%	-3.48%	-0.26%
2016/17	2.13%	-1.10%	0.73%	0.74%	-4.92%	0.21%	-4.05%						-6.29%

**Since Inception (after fees) -6.29%**

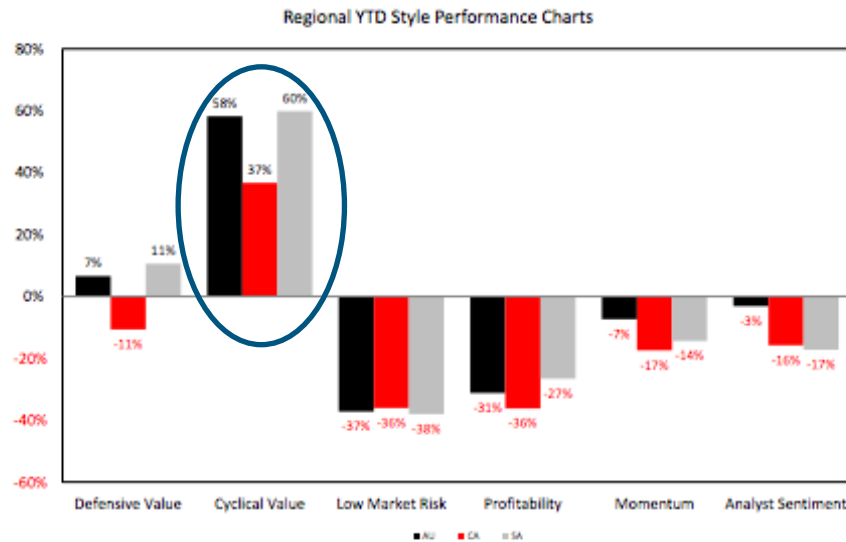
**Source:** MA1 Announcements [www.asx.com.au](http://www.asx.com.au)





# 2016 did not favour Monash's stocks or investment style

- Donald Trump 'reflation' narrative sees a big switch from Growth to Value/Cyclical - Favouring Resources and Value



Source: Macquarie Research, Worldscope, Factset, December 2016

Jan 29 2017 at 11:00 PM | Updated Jan 29 2017 at 11:00 PM

Save Article | Print | License Article

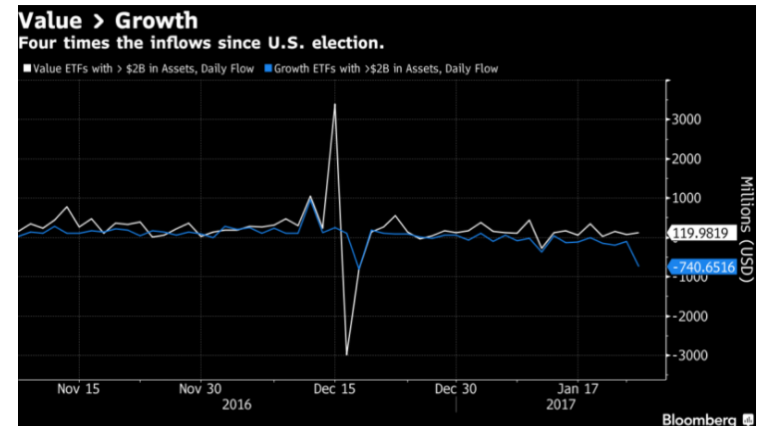
Value investing renaissance just getting started: Rob Osborn

## Vanguard Growth ETF Assets Tumble as Value Rotation Accelerates

Investors flee VUG growth ETF by most since 2008

by Luke Kawa

26 January 2017, 01:37 GMT+8

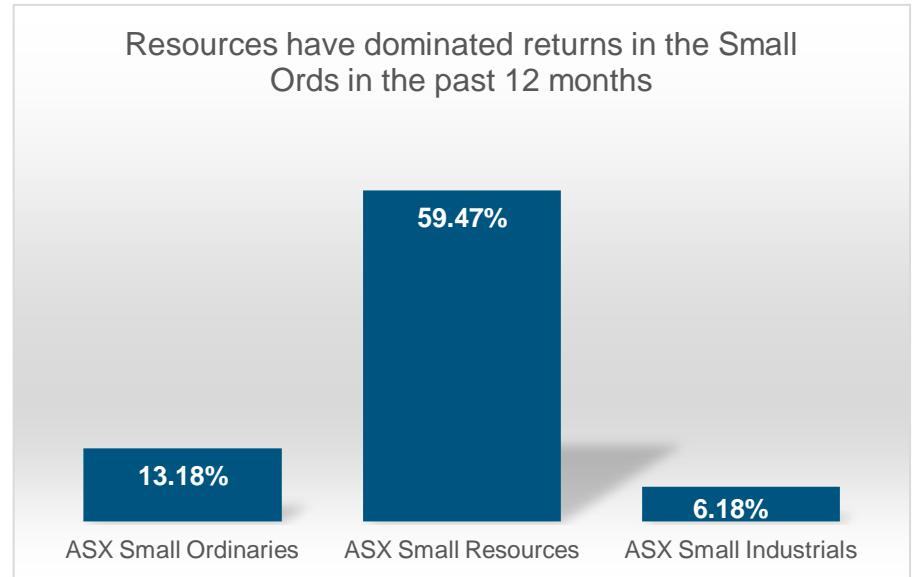
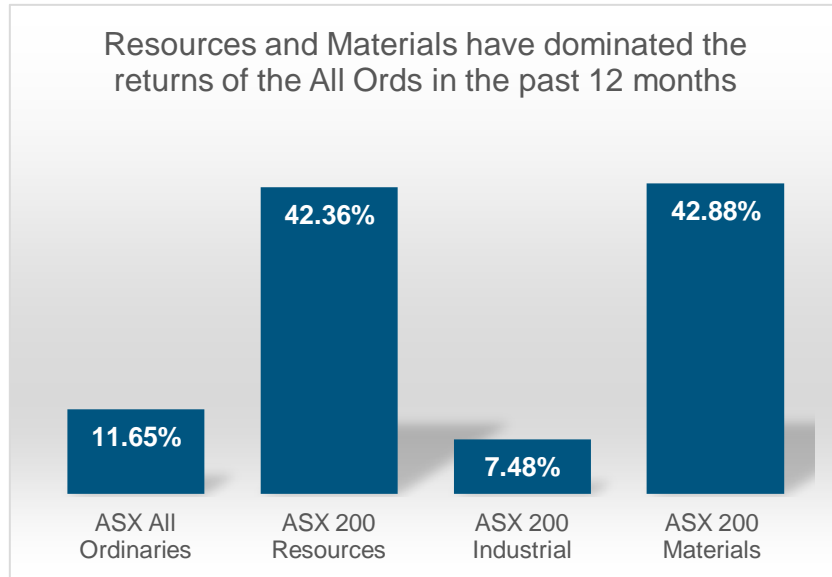


Source <https://www.bloomberg.com/news/articles/2017-01-25/vanguard-growth-etf-assets-tumble-as-value-rotation-accelerates>



# It is clear from the constituent data, that the last 12 months was all about resources and materials

Monash Investors does not typically invest in commodity related stocks : very hard to forecast prices

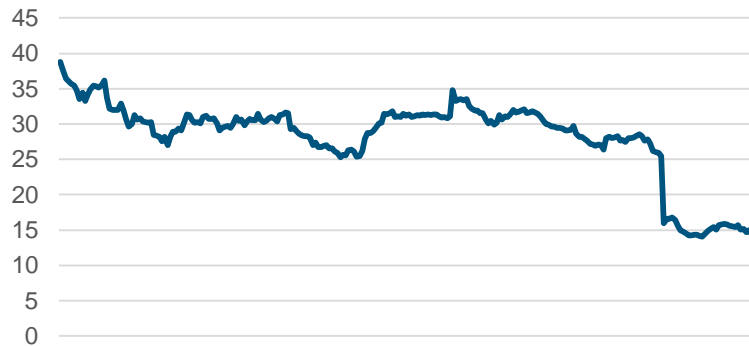


Source: Monash Investors & FactSet – 1 Year Index Data to the end of December 2016

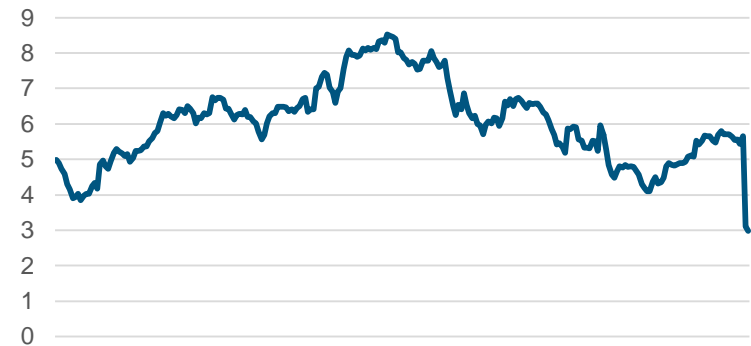


# Widely held/well known stocks have been punished by the market on profit downgrades

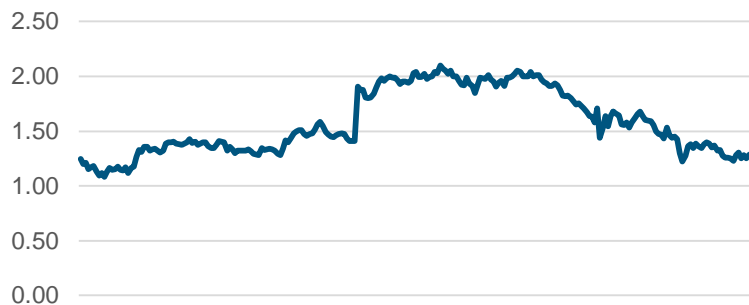
SRX – SIRTEX MEDICAL



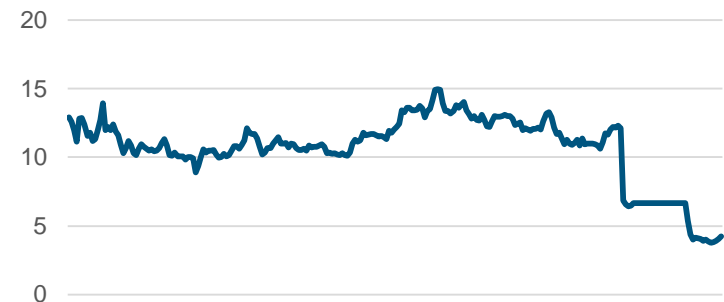
ACX – ACONEX LIMITED



MYX – MAYNE PHARMA GROUP LTD



BAL – BELLAMY'S AUSTRALIA LTD



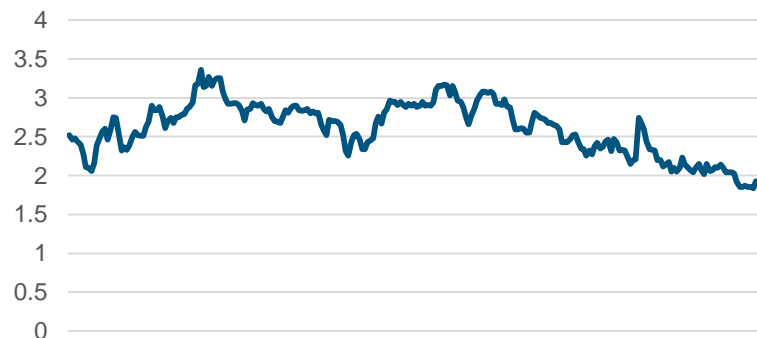
**Monash Investors portfolios held none of these names**

Source: Monash Investors & FactSet– 1 year share price performance to December 2016

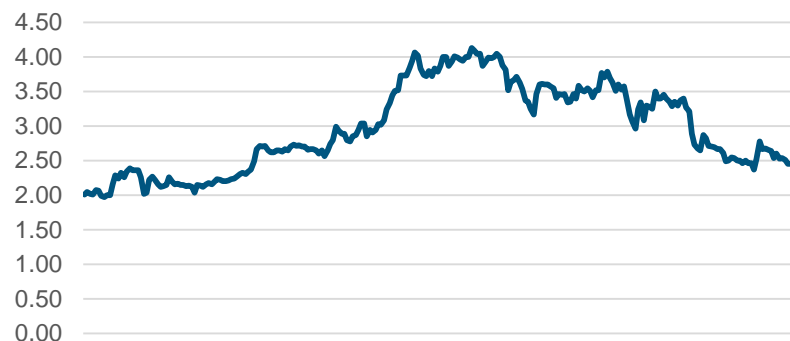


# Whilst no major downgrades have occurred with key Monash holdings, they have been hurt by the rotation from small/growth to cyclical/value

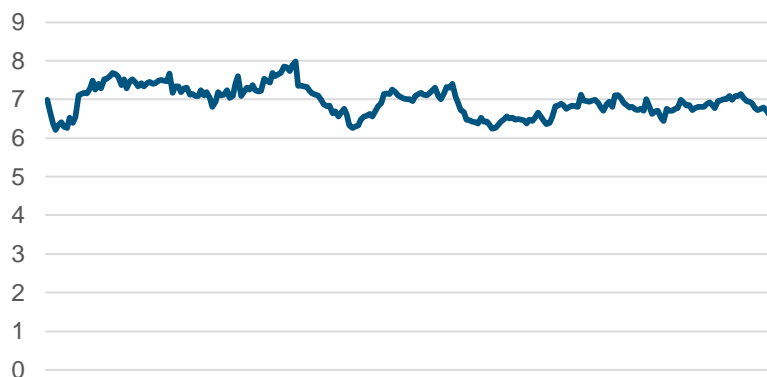
NTC – NETCOMM WIRELESS LTD



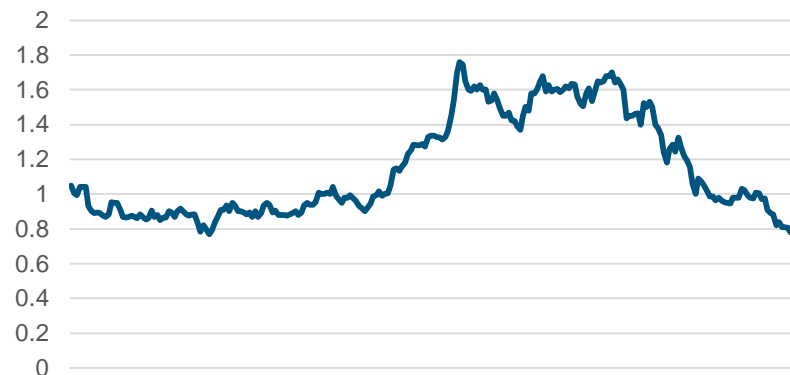
CAT – CATAPULT GROUP INTERNATIONAL



GXL – GREENCROSS LTD



IPD – IMPEDIMED LIMITED

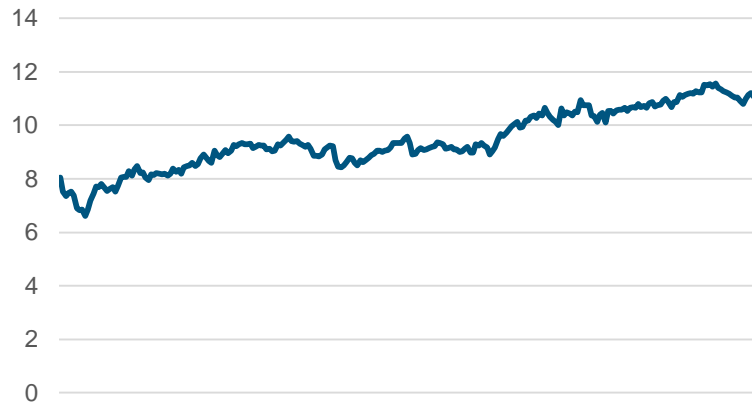


Source: Monash Investors & FactSet– 1 year share price performance to December 2016



# And whilst it has been a tougher year, some stock prices have marched higher as the market recognises the value we see

CGF – CHALLENGER LIMITED



- Challenger dominates the Australian annuity market
- It has been increasing its distribution footprint through the year

LOV – LOVISA HOLDINGS LTD



- Lovisa retails fast fashion jewelry
- Australian and Asian sales and margins have been strong
- UK rollout is underway

Source: Monash Investors & FactSet – 1 year share price performance to December 2016



# We have been disappointed with some key positions which are under constant review

---



- Yowie continues to penetrate US market
- Last quarter sales increased 44% v pcp despite manufacturing issues
- Increased distribution to continue in calendar year 2017:
  - Multi packs
  - 2 new countries
  - Children's books

Source: Monash Investors & FactSet – 1 year share price performance to December 2016



# Fund Portfolio snapshot as at 31 January 2017

Type	Number of positions	(%)
Outlook Stocks – Long	21	72%
Outlook Stocks - Short	2	-5%
Event, Pair and Group Trades - Long	4	18%
Event, Pair and Group Trades - Short	0	-0%
Cash	NA	15%
Total	27	100%
Gross Exposure		95%
Net Exposure		85%
Beta		0.83



# MA 1 Portfolio snapshot as at 31 January 2017

Type	Number of positions	(%)
Outlook Stocks – Long	21	74
Outlook Stocks - Short	2	-5%
Event, Pair and Group Trades - Long	4	19%
Event, Pair and Group Trades - Short	0	-0%
Cash	NA	13%
Total	27	100%
Gross Exposure		98%
Net Exposure		87%
Beta		0.83





# We have added two new positions recently

---

- Speedcast – late November
  - Aussie Telco servicing marine and remote businesses
  - Growing organically and by acquisition
  - Large acquisition, deeply discounted share issue created a buying opportunity
  - Started buying at \$3.10, currently priced around \$3.50
- Resources Group – Mid December
  - One year into multi-year resources upcycle
  - Diversified exposure to improving world growth and reflation
  - BHP Billiton, diversified bulks
  - South32, diversified base metals
  - Worley Parsons, diversified oil and gas capex exposure



# Key stocks – heading into reporting season

---

Company	Business
Emerchants	Transaction Cards
G8	Childcare
Speedcast	Marine & Remote Telco
Challenger	Retirement Incomes
Greencross	Pet Retail / Vet
Lovisa	Jewellery Retailer
Silver Chef	Rent Try Buy for SMEs
Netcomm	Telco Hardware
Catapult	Sport Technology
NextDC	Data Centres
Yowie	Confectionery
Paragon Care	Aged Care / Hospital Supplier



# Key takeaways

---

- Glass half full – world growth, more stimulus, no euphoria, high cash levels
- Outlook for portfolio remains strong – stocks now available at better prices
- Each position always reviewed – ‘have we missed something?’
- Paying attention to level of shorting in the companies we own
- Remaining disciplined, sold into strength, not catching falling knives
- Value v growth – how long? Impossible to forecast
- Always looking to make money for the portfolio:
  - Size agnostic, style agnostic, long/short, pre-IPO
  - Not wedded to any stock, we set and keep the bar high
  - Will keep finding new opportunities, e.g. SDA, Resources group



# Q&A

---

- Questions are now welcome from callers
- Press \*1



# Contact Information to learn more about Monash Investors

---

- If you would like to learn more about the Monash Investors strategies, please email one of the following: -
  - **NSW/ACT, VIC, Qld financial advisers**
    - Rory MacIntyre [rory@winstoncapital.com.au](mailto:rory@winstoncapital.com.au)
  - **TAS, WA, SA/NT financial advisers**
    - Andrew Fairweather [andrew@winstoncapital.com.au](mailto:andrew@winstoncapital.com.au)

