

# REGIS HEALTHCARE LIMITED

## Presentation for the UBS Australasia Conference 2016



8 November 2016





## CONTENTS

01	Business overview and update	• 2 •
02	Growth strategy	• 8 •
03	Summary	• 12 •

# 01

Business  
overview and  
update

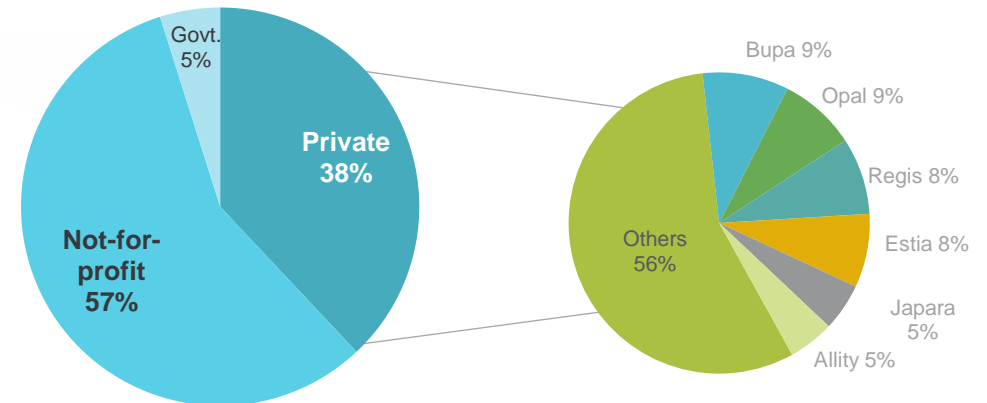
# RESIDENTIAL AGED CARE MARKET

A substantial segment of the healthcare services sector with strong industry growth metrics

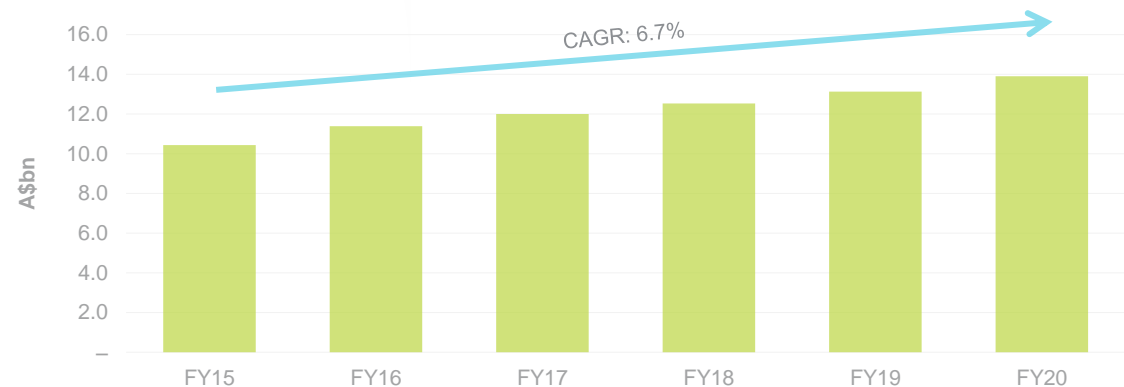
## KEY INDUSTRY DYNAMICS<sup>1</sup>

- ❑ **\$15.8 billion** industry size by annual revenue
- ❑ **\$10.4 billion of government funding** paid to aged care providers in FY15, **\$ 4.2 billion** is resident funded
- ❑ Circa **192,500 places**, needs to increase by **76,000** during the next decade to meet required demand as the Australian population ages
- ❑ **Supply is regulated** via the issuing of licences by the Federal Government
- ❑ Unique capital funding model (RADs) supports development
- ❑ Highly fragmented market with **2,618 facilities** operated by a range of private, not for profit and government entities

## RESIDENTIAL AGED CARE SECTOR COMPOSITION IN AUSTRALIA<sup>1,2</sup>



## GOVERNMENT FUNDING, RESIDENTIAL AGED CARE<sup>3</sup>



1. Source – Aged Care Funding Authority (ACFA) Report dated July 2016

2. Source – Public company reports where available, otherwise Management estimates

3. Source – Federal Government Budget Papers



# PORTFOLIO OVERVIEW

Regis is one of the largest private providers of residential aged care in Australia

- ☐ Regis is one of the largest private providers of residential aged care in Australia
- ☐ The portfolio is one of the most geographically diversified portfolios in Australia
- ☐ The company operates in six States and Territories
- ☐ Regis facilities are primarily located in Metropolitan areas
- ☐ Many of the facilities and services offerings are targeted at the premium end of the market
- ☐ The company has more than 20 years of experience in developing, acquiring and managing facilities and caring for residents
- ☐ The Regis business model is that of a vertically integrated Aged Care operator and our operating platform supports this

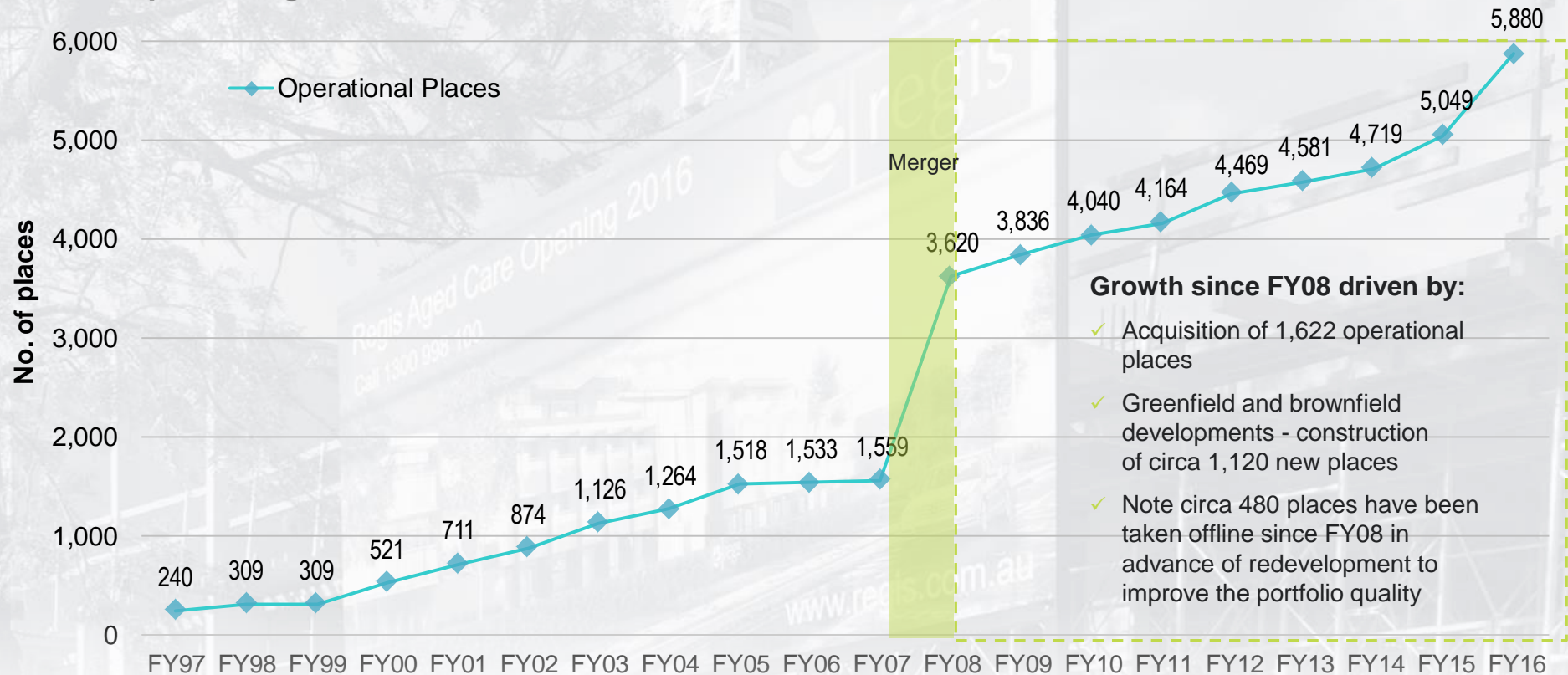
**>20  
years**  
experience providing  
Residential  
Aged Care



# GROWTH THROUGH DEVELOPMENT AND ACQUISITION

Growth by operational places of 62% over 8 years

Timeline of portfolio growth



# PORTFOLIO OVERVIEW

Regis continues to execute its growth strategy

## AGED CARE PORTFOLIO STATISTICS

As at 1 September	Total
Number of Facilities	54
Total places <sup>1</sup>	7,619
Total operational places	6,027
Total rooms	5,263
Total single bed rooms	4,824
% operational places in single bed room	80%
% single bed rooms	92%
Average Facility size (number of operational places)	112
Facilities approved as significantly refurbished <sup>2</sup>	28
Club Services facilities	13

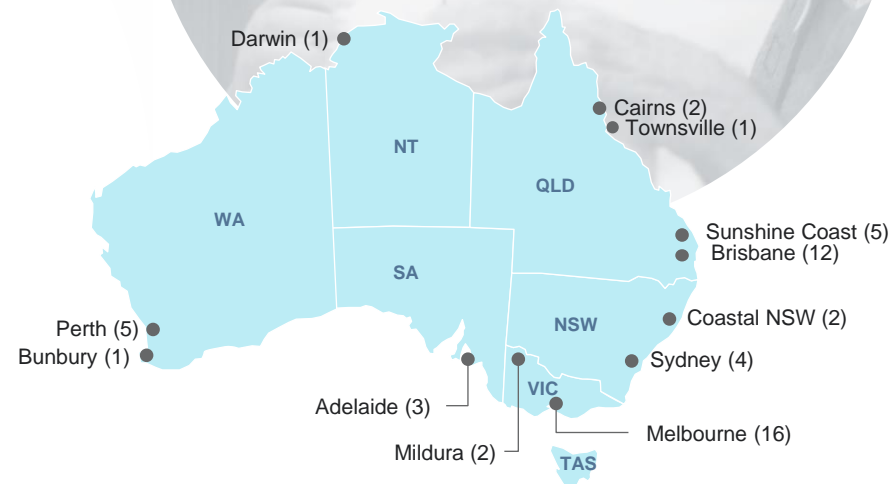
- ☐ The Significant Refurbishment program has been completed at 28 facilities. It is anticipated a further 5 facilities (including a further 3 Masonic facilities) will be refurbished by the end of FY17.
- ☐ 1,592 places available to support the development pipeline, including 844 Provisional Allocations from the 2015 ACAR

1. Includes 1,592 Provisionally allocated places and offline places

2. Qualifying Supported residents receive a Higher Accommodation Supplement under the Aged Care Legislation.  
Note this does not include new services (North Fremantle, WA and East Malvern, VIC)

Total  
operational  
places  
**6,027**  
54 facilities

## REGIS FACILITY NETWORK



# RESIDENT PROFILE

The majority of residents<sup>1</sup> are continuing to choose to pay a RAD whilst full DAPs have increased

- ☐ The majority of permanent, non supported residents<sup>1</sup> still chose to pay a full RAD in 2HFY16
- ☐ Combination paying residents now comprise circa 7.5% of the overall portfolio
- ☐ The Significant Refurbishment program now has circa 1,600 eligible residents<sup>2</sup>
- ☐ On acquisition, the Masonic facilities' resident profile was circa 54% supported (fully or partially)

## RESIDENT TENURE STATISTICS

	30 June 2015	30 June 2016
Resident tenure <sup>3</sup>	2.40 years	2.42 years
Average duration of stay <sup>4</sup>	2.80 years	2.83 years

- ☐ Tenure statistics have not been materially moved by the Masonic acquisition, which saw similar tenure levels to those of Regis residents

1. Permanent, non supported residents entering care after 1 July 2014

2. As at 25 July 2016

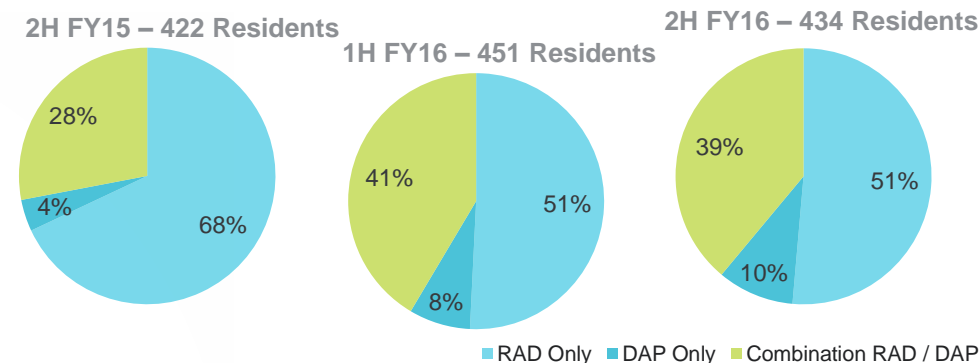
3. Average length of stay of permanent residents who departed during that 12 month period

4. Average length of stay of all permanent residents as at that date

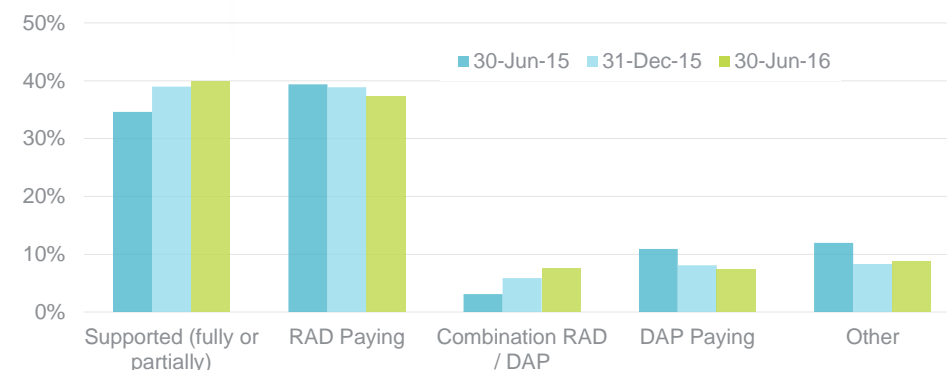
5. Permanent, non supported residents who are contracted under LLLB legislation - total for 6 month period

6. All residents, as at end of period, excluding those at the Masonic facilities. Note DAP paying group includes pre 1 July 2014 Accommodation Charge paying residents

## PROFILE OF ACCOMMODATION PAYMENT TYPES FOR INCOMING RESIDENTS<sup>5</sup>



## CHANGE IN RESIDENT PROFILE (excluding Masonic)<sup>6</sup>





# 02

## Growth Strategy

# CONSISTENT GROWTH STRATEGY

Taking advantage of industry growth and consolidation to leverage existing portfolio

## GROWTH STRATEGY – FOUR LEVERS

### Acquisition of single facilities

- Regis has acquired 3 single Facilities since November 2014, adding 444 places to the portfolio
- We continually review opportunities and assess against our criteria
- **Criteria include:** location, competitive position, bed configuration, scale, operational efficiency, future capex required

### Acquisition of portfolios

- We continue to look at opportunities that meet our criteria (as above)
- Masonic portfolio of 711 operational places completed on 1 June 2016

### Brownfield Redevelopment

- The company has a program in place to undertake expansion and redevelopment of its assets, including Significant Refurbishment

### Development of Greenfield facilities

- Regis continues to be active in positioning itself for substantial growth from greenfield developments
- Through development of new places we meet our key criteria (as above) and achieve superior cashflow returns from RADs through well located facilities in major metropolitan locations
- 844 provisional allocations from the 2015 ACAR further supports this strategy, bringing the total number of provisional allocations and offline places available for future development to 1,592

**1,308**  
additional  
operational  
places since  
listing<sup>1</sup>

**1,592**  
places  
available for future  
development


1. Projected as at 1 September 2016, starting from 4,719 as at 29 August 2014

# CONSISTENT GROWTH STRATEGY

## Growth strategy execution continues

### THE COMPANY MAINTAINS ITS FOCUS ON THE EXECUTION OF ITS GROWTH STRATEGY THROUGH:

- ❑ Optimising the location of its assets – continuing to focus principally on urban locations
- ❑ Ensuring efficient Facility size – the development and asset renewal programs are based on a model of circa 120 places – this enables the optimal workforce model to efficiently deliver quality services
- ❑ Continued investment in the portfolio to ensure Facilities are modern, high quality and support contemporary care delivery
- ❑ Continued focus on maintaining the scalability of systems, processes and human resources strategies
- ❑ A continuing focus on revenue growth through
  - The expansion of Club Services through the greenfield program
  - The expansion of Additional Services across the portfolio
- ❑ RAD cash inflows from developments facilitate the repayment of acquisition and development related debt





# OVERVIEW OF DEVELOPED PORTFOLIO IN FY20

Quality focus continues as the company executes the current development pipeline

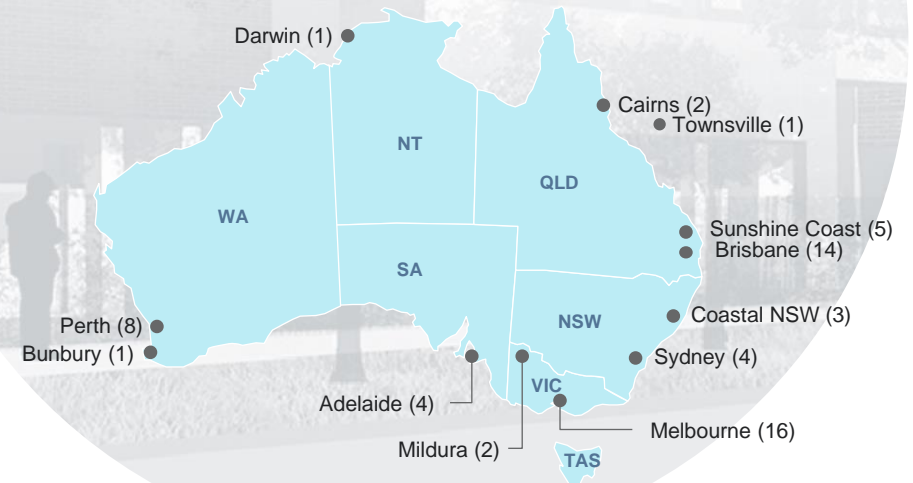
## PREDICTED AGED CARE PORTFOLIO STATISTICS

Estimated as at end of FY20	Total
Number of Facilities	62
Total operational places	7,167
Average Facility size (number of operational places)	116
Facilities approved as significantly refurbished <sup>1</sup>	33
Club Services facilities	23

- ☐ Completion of projects in the development pipeline demonstrates the focus on growth of Club Services assets
- ☐ Total operational places, includes all places available to residents, including those from new developments not yet occupied

Total  
operational  
places  
**7,167**  
62 facilities

## REGIS FACILITY NETWORK<sup>1</sup>



1. Qualifying Supported residents receive a Higher Accommodation Supplement under the Aged Care Legislation. Note this does not include new services which automatically qualify

# 03


## Summary



# IN SUMMARY

## Regis maintains its focus on the execution of its growth strategy

- The development program continues to ramp up:
  - 211 new places were delivered in FY16
  - The expansion pipeline now includes 1,404 new places (1,140 net additional places)
  - Success in gaining 844 provisional allocations in the 2015 ACAR underpins the pipeline, 1,592 licences/provisional allocations available for future development
- Following the execution of the existing development pipeline, Regis is expected to have circa 7,200 operational places by the end of FY20
- The Company maintains its focus on the execution of its growth strategy through
  - Optimisation of location (urban focus)
  - Optimisation of facility size (circa 120 places per facility)
  - Continued investment in assets in the portfolio
  - Strategies to increase income (Club and Additional Services)
  - Selective acquisition of high quality facilities or redevelopment of existing facilities
  - RAD cash inflows from developments facilitate the repayment of acquisition and development related debt





# IMPORTANT NOTICE

This presentation contains general information about the activities of Regis Healthcare Limited (Regis) which is current as at 25 August 2016. It is in summary form and does not purport to be complete. It presents financial information on both a statutory basis (prepared in accordance with Australian accounting standards which comply with International Financial Reporting Standards (IFRS) as well as information provided on a non-IFRS basis.

This presentation is not a recommendation or advice in relation to Regis or any of Regis' subsidiaries. It is not intended to be relied upon as advice to investors or potential investors, and does not contain all information relevant or necessary for an investment decision. It should be read in conjunction with the other periodic and continuous disclosure announcements filed with the Australian Securities Exchange by Regis, and in particular the Results for the full year ended 30 June 2016. These are also available at [www.regis.com.au](http://www.regis.com.au).

No representation or warranty, express or implied, is made as to the accuracy, adequacy or reliability of any statements, estimates or opinions or other information contained in this presentation.

To the maximum extent permitted by law, Regis, its subsidiaries and their respective directors, officers, employees and agents disclaim all liability and responsibility for any direct or indirect loss or damage which may be suffered by any recipient through use of or reliance on anything contained in or omitted from this presentation.

No recommendation is made as to how investors should make an investment decision. Investors must rely on their own examination of Regis, including the merits and risks involved. Investors should consult with their own professional advisors in connection with any acquisition of securities. The information in this presentation is for general information only.

To the extent that certain statements contained in this presentation may constitute 'forward-looking statements' or statements about 'future matters', the information reflects Regis's intent, belief or expectations at the date of this presentation.

Any forward-looking statements, including projections, guidance on future revenues, earnings and estimates, are provided as a general guide only and should not be relied upon as an indication or guarantee of future performance. Forward-looking statements involve known and unknown risks, uncertainties and other factors that may cause Regis' actual results, performance or achievements to differ materially from any future results, performance or achievements expressed or implied by these forward-looking statements.

Any forward-looking statements, opinions and estimates in this presentation are based on assumptions and contingencies which are subject to change without notice, as are statements about market and industry trends, which are based on interpretations of current market conditions. For example, the factors that are likely to affect the results of Regis include, but are not limited to, Government legislation as it relates to Aged Care (in particular the Aged Care Act 1997 and Aged Care Principles), economic conditions in Australia, competition in the Aged Care market and the inherent regulatory risks in the businesses of Regis.

Neither Regis, nor any other person, gives any representation, assurance or guarantee that the occurrence of the events expressed or implied in any forward-looking statements in this presentation will actually occur. In addition, please note that past performance is no guarantee or indication of future performance.

This presentation does not constitute an offer to issue or sell, or solicitation of an offer to buy, any securities or other financial products in any jurisdiction. The distribution of this presentation outside Australia may be restricted by law. Any recipient of this presentation outside Australia must seek advice on and observe any such restrictions. This presentation may not be reproduced or published, in whole or in part, for any purpose without the prior written permission of Regis.

All amounts are in Australian dollars. All references starting with 'FY' refer to the financial year ended 30 June.

For example, 'FY16' refers to the year ended 30 June 2016.