



# ANNUAL GENERAL MEETING

November 2016

# DISCLAIMER

This Publication does not constitute an offer, invitation or recommendation for the sale or purchase of any securities in any jurisdiction.

References to, and the explanation of, legislation and regulatory issues in this Publication are indicative only and should not be relied on. They do not purport to summarise all relevant legislation and regulatory issues or to be a full explanation of any particular matter.

## **Past Performance**

Past performance information given in this Publication is given for illustrative purposes and should not be relied upon as an indication of future performance.

## **Forward looking statements**

The information contained herein involves elements of subjective judgment and analysis and may be identified by words such as 'may', 'could', 'believes', 'expects', 'intends' or other words that involve risk and uncertainty (collectively, forward looking statements). Any forward looking statements expressed in this Publication are subject to change without notice. They do not constitute, and should not be regarded as, a representation that the relevant results will actually be achieved or that the underlying assumptions upon which forward looking statements may be based are valid or reasonable. Actual results may vary from the forward looking statements and such variations may be material.

## **Other information**

All financial amounts contained in this Publication are expressed in Australian currency unless otherwise stated. Any discrepancies between totals and sums and components in tables contained in this Publication are due to rounding.

## **Disclaimer**

Other than to the extent required by law, neither Azure nor any of their respective affiliates, associates, shareholders, directors, officers, employees, agents, representatives and advisers (the **Azure Parties**) make any representation or warranty (express or implied) as to, and assume responsibility or liability for, the authenticity, origin, validity, accuracy or completeness of, or any errors in or omissions from, any information, statement or opinion contained in this Publication or in any accompanying, previous or subsequent material or presentation in connection with the subject matter of this Publication.

Without limiting the foregoing, none of the **Azure Parties**:

- makes or purports to make any statement or representation (including, but not limited to, any representation with respect to any forward looking statement) contained in this Publication;
- is responsible for the contents of this Publication;
- has verified the accuracy or completeness of this Publication; or
- is liable in any way for any misstatement in, or errors in or omission from, this Publication or in any accompanying, previous or subsequent material or presentation in connection with the subject matter of this Publication, except and then only to the extent required by law.

## **United States**

In particular, this Publication is not an offer of securities for sale in the United States or to, or for the account or benefit of, U.S. persons (as defined in Regulation S under the United States Securities Act of 1933 (the Securities Act)). Azure, its affiliates and related bodies corporate are not and will be registering any securities under the Securities Act or the securities laws of any state of the United States or any other jurisdiction other than the Commonwealth of Australia.

This document has been prepared for publication in Australia and may not be released or distributed in the United States or to U.S. persons. Failure to comply with this directive may result in a violation of the Securities Act and/or another applicable law of the United States or another jurisdiction.

# ABOUT AZURE

## Financial Results

PROFIT & LOSS STATEMENT (\$'000S)				
	FY2016	FY2015	Q1 FY17	Q1 FY16
Revenue	32,028	34,962	7,555	7,623
Gross Profit	15,654	18,298	3,937	4,136
NPBT	(3,875)	120	90	(569)
EBITDA	(3,149)	689	249	(427)

# ABOUT AZURE

## Financial Results

PROFIT & LOSS STATEMENT (\$'000S)				
	FY2016	FY2015	Q1 FY17	Q1 FY16
<b>Revenue</b>	32,028	34,962	7,555	7,623
<b>Gross Profit</b>	15,654	18,298	3,937	4,136
<b>NPBT</b>	(3,875)	120	90	(569)
<b>EBITDA</b>	(3,149)	689	249	(427)



# AZURE HEALTHCARE

Nursecall Systems & Clinical Workflow Solutions



# BOARD & SENIOR MANAGEMENT



**Graeme Billings**

Chairman

Chartered Accountant since 1980; retired from PwC in 2011 after 34 years.

Extensive experience providing assurance, transaction and consulting services to multinational and national clients across a variety of industries.

Chairman and NED of Korvest Ltd, NED of Clover Corporation Limited and GUD Holdings Ltd



**Clayton Astles**

Chief Executive Officer

Based in Texas. Joined Azure in 2008 as Vice-President and then President of Austco's main operating subsidiary, Austco.

Helped build the group's reputation as a leader in the nurse call and clinical software solutions market in the USA and has been instrumental in the establishment of a Software Development Centre and manufacturing facility in Dallas.

Has over 12 years leadership experience in the healthcare technology industry, holds a diploma in Electronics Engineering.



**Brett Burns**

Non-Executive Director

Founding Partner of law firm CBW Partners having worked in a variety of roles within ASX Top 50 companies, government, national and international law firms.

Former General Counsel for Transurban Group, corporate lawyer with Baker & McKenzie and regulatory roles with ASIC.

Also Non-Executive Director of several private companies.



**Jason D'arcy**

CFO & Co. Secretary

CPA, B.Ec and B.Bus (Accounting).

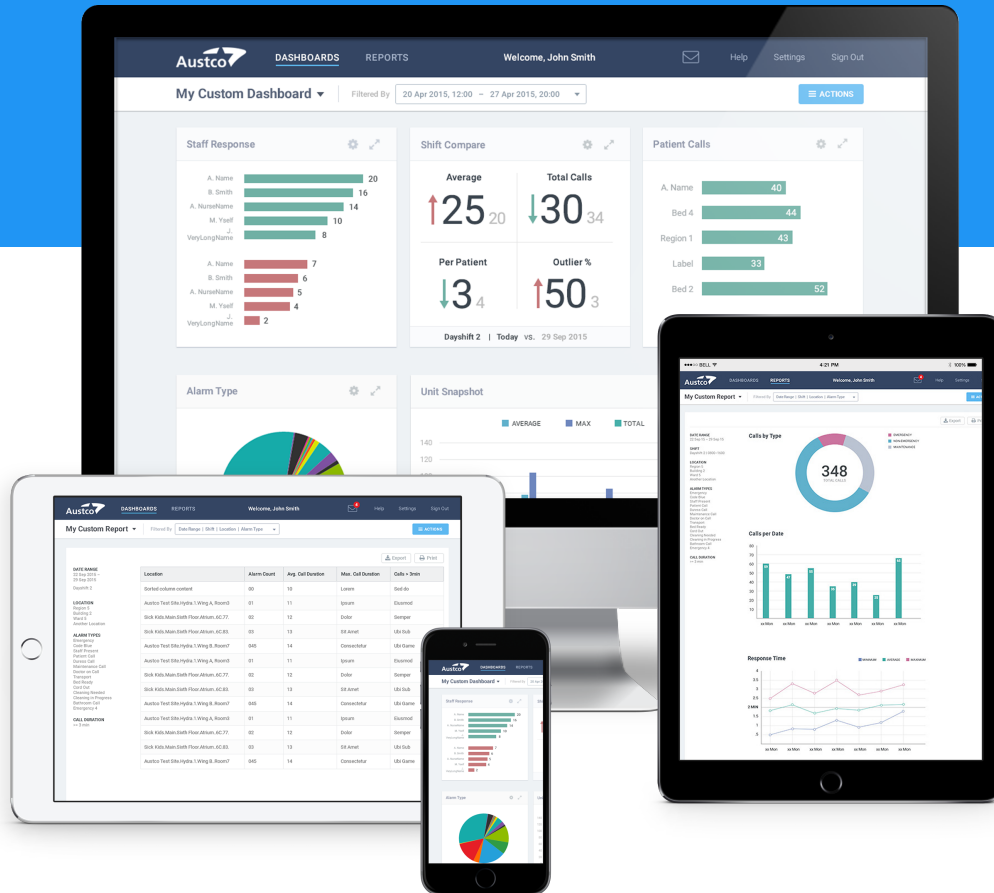
Extensive ASX-listed company financial experience; former CFO of Baxter Group Ltd and Cellestis Ltd.



# THE YEAR IN REVIEW

# THE YEAR IN REVIEW

## NEW SOFTWARE PLATFORM: TACERA PULSE



Intuitive User Interface

Sophisticated Integrations

Mobile Applications

Workflow Optimization

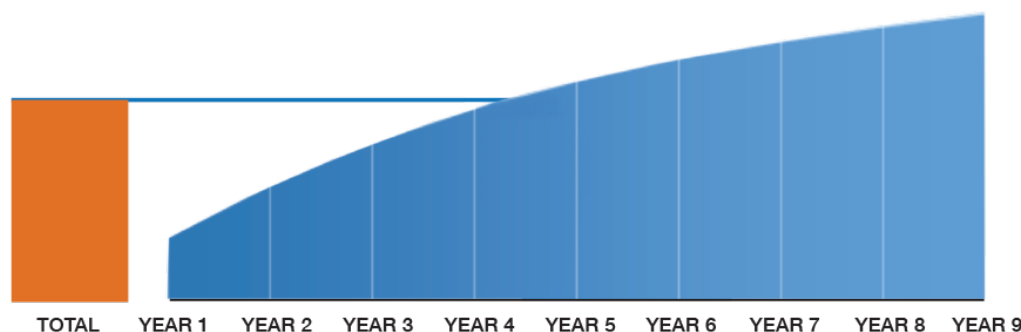
Enterprise Information

Dashboards and Reporting Tools

# SUBSCRIPTION PRICING MODEL

## BENEFITS FOR AZURE

- Predictable and continuous revenue
- While subscribed, Azure has regular contact with the customer, rather than sporadic contact.
- More competitive on bids (cost of software is spread out over years)
- Improves forward cash flow and strengthens the balance sheet
- Higher revenue from long-term customers, generally beyond 3 year term



Cumulative Subscription Revenue

*A Software as a Product (SaaP) company's revenue is a function of the number of **new** customers while the Software as a Service (SaaS) company's revenue is a function of the **total** number of customers.*

# RATIONALIZE PRODUCT LINE

- Austco had more than 900 products in its portfolio
- Over 29 years, Austco has continued to add products to its portfolio while removing few
- **Rationalized Austco products to approximately 300**
- Sale of non-core asset Cellguard for \$1 million (before adjustments and transaction costs)



Typically with companies that have many products, 80% of sales come from only 20% of those products

# RELOCATE MANUFACTURING

AVERAGE WAGE

↓ 21% lower

FACTORY OVERHEAD

↓ 45% lower

BREAK-EVEN POINT

↓ 3.5 times lower



*Perth Factory closure will result in savings of  
**AUD \$1M to \$1.4M** annually.*



# HEAD COUNT REDUCTION



## 26% Reduction in headcount

Headcount reductions have already reduced expenses by over AUD \$2M annually



---

# THE YEAR IN REVIEW

## Large Project Deployments

### Ng Teng Fong General Hospital (NTFGH)

1200 Beds



### Perth Children's Hospital (PCH)

300 Beds



### Sick Kids (SK)

370 Beds



### New Oakville Hospital (NOH)

400 Beds



# PRODUCT ROADMAP

# NURSE CALL FEATURES & INTEGRATIONS

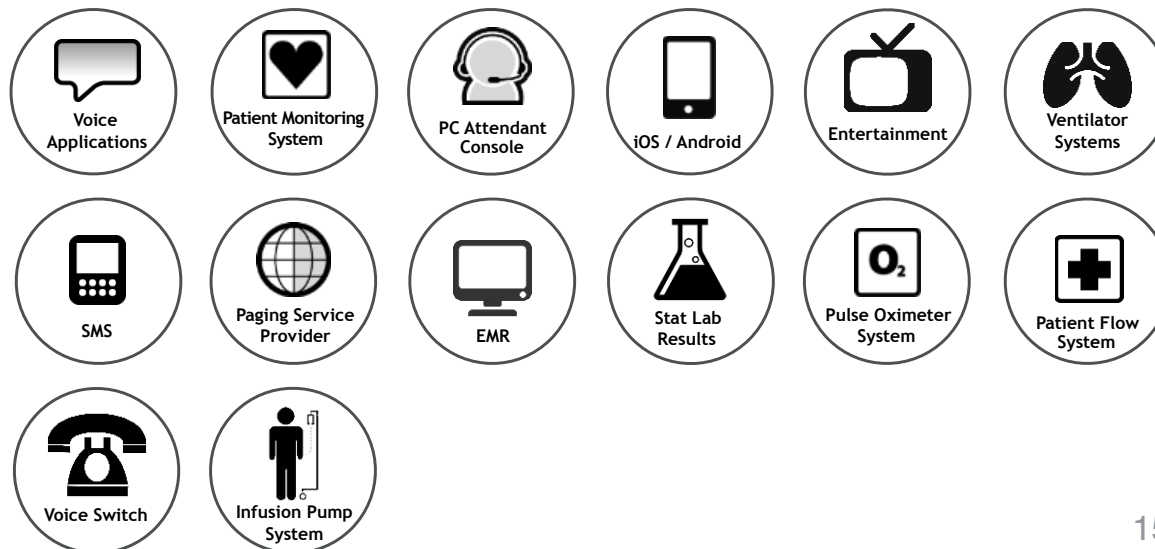
## TRADITIONAL NURSE CALL



## NEW STANDARD



## EMERGING TRENDS



Jim's Awesome Dashboard

Last 12 Hours

ACTIONS

Average Alarm Duration  
Floor 5, Unit 2

4:38

Max Alarm Duration  
Wing 3, Rooms 1-10

3:32

Outlier Percentage  
Cardiac Unit

12%

Average Alarms/Bed  
Cardiac Unit

2.9

Staff Presence  
Cardiac Unit

88

Total Alarms  
PACU

97

Occupied Beds  
Cardiac Unit

36

Cleaning Mode  
Imaging Unit

78%

Longest Staff Presence  
PACU

Room 10557-B

15:22

Exceeded Threshold  
Cardiac Unit

14

Average Staff Presence  
Pediatrics

4:13

Average Patient Acuity  
Med/Surg

3.2

Staff to Patient Ratio  
Med/Surg

2:8



+ Add a Widget

# NURSECALL + RTLS

- Triggers “Staff Present” over-door light
- Cancel alarms automatically
- Acknowledge alarms at nurse station
- Trigger mobile duress with staff ID badge
- Measure time spent in room, response times



# WORKFLOW WHITEBOARDS

For nurse's station and patient rooms

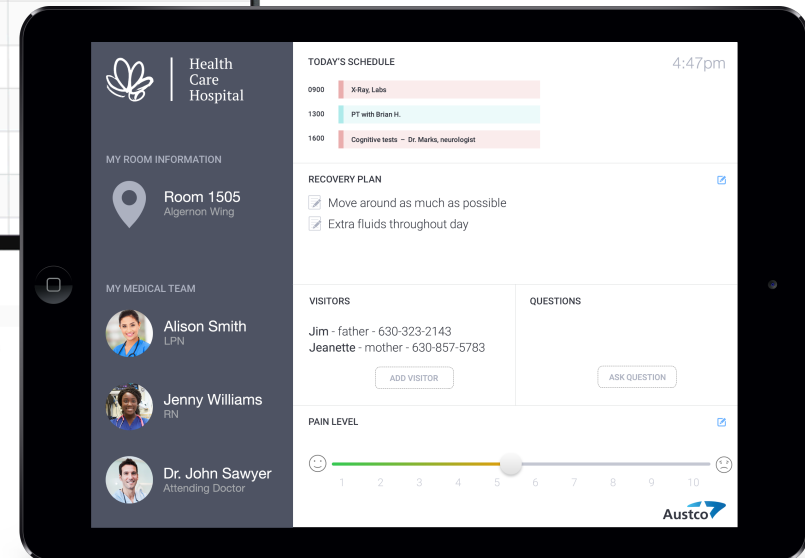
Uses icons and pics

Easy to configure

Customized workflow

LOCATION	PATIENT	NOTES	PRIMARY CONDITION	RN	LPN	STATUS
1200 - 1	Constantine K.	DNR	Atrial Flutter			
1200 - 2	Amanda V.	Allergic to PCN	Angioplasty			
1201 - 1	—					
1201 - 2	Hermione G.	Allergic to Diphenhydramine	Acute Thoracic			Pendant Unplugged 00:38
1202 - 1	Bellatrix L.	NPO	Endocarditis			
1202 - 2	Isadora A.		Myocardial Infarction			
1203	Cornelius F.	Allergic to nuts, shellfish	Broken Femur			
1203 - B	—					
1204 - 2	Minerva M.		Descending Vena			
1205	Rufus S.	DNR	Guillain Barre			

Products displayed are for demonstration purposes only.





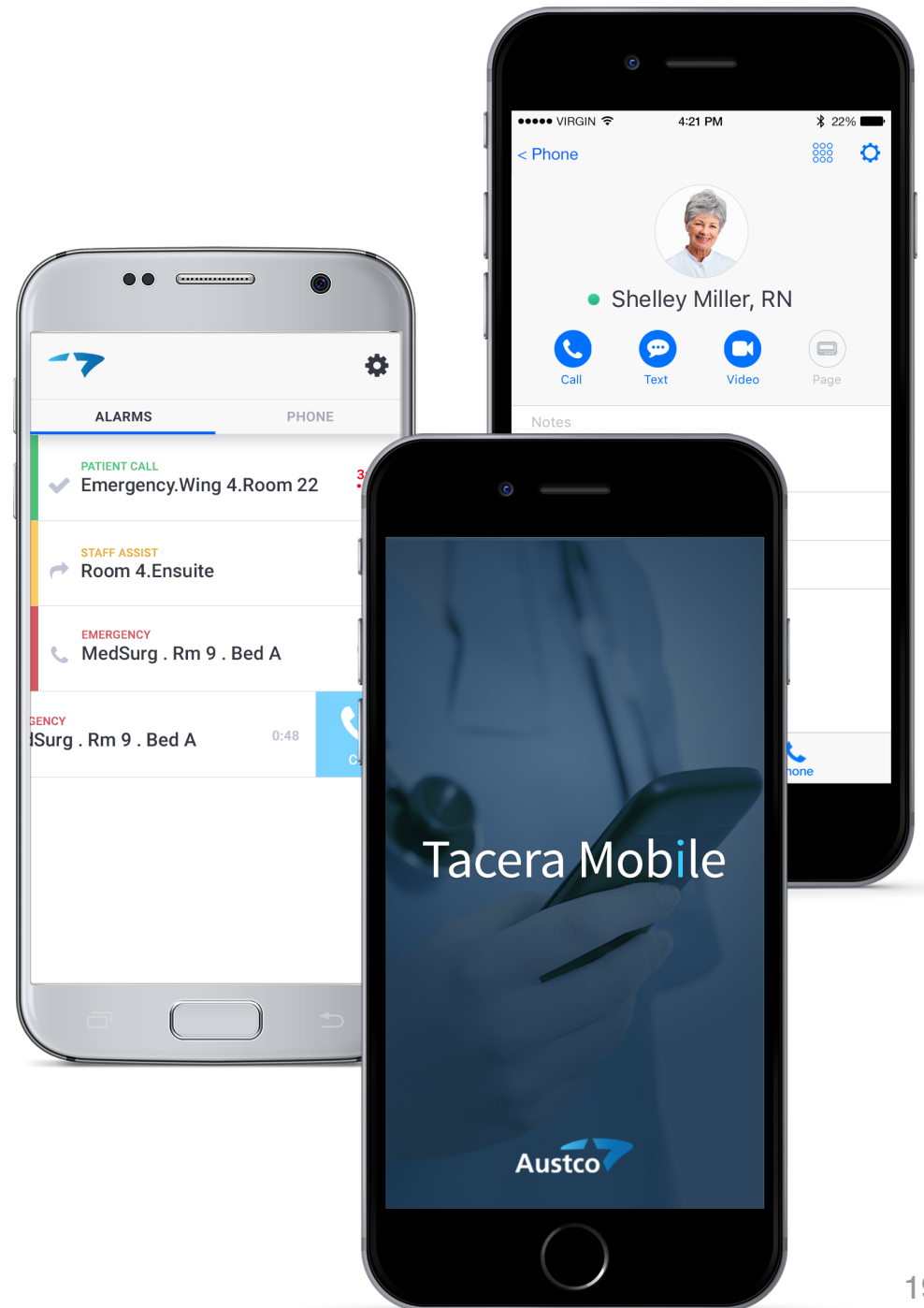
# MOBILE PHONE APPS

Bring your own device (BYOD)

Lets nurses use technology  
they already know

Native apps for Android and iOS

Nurses fully mobile



# SMART WATCH APPS

Hands-free care

Ideal notification devices

Focused on alarm management

Set and view reminders





# END-TO-END ALARM MANAGEMENT



Consistent interactions  
Consistent visual language  
Austco owns entire ecosystem

# A CASE FOR INVESTMENT





THANK YOU!