

Form 603

Corporations Act 2001

Section 671B

Notice of initial substantial holder

To Company Name/Scheme Estia Health Ltd
ACN/ARSN ACN 160 986 201

1. Details of substantial holder (1)

Name Credit Suisse Holdings (Australia) Limited (on behalf of Credit Suisse Group AG and its affiliates)
ACN/ARSN (if applicable) 008 496 713
The holder became a substantial holder on 28-Dec-2016

2. Details of voting power

The total number of votes attached to all the voting shares in the company or voting interests in the scheme that the substantial holder or an associate (2) had a relevant interest (3) in on the date the substantial holder became a substantial holder are as follows:

Class of securities (4)	Number of securities	Persons' votes (5)	Voting power (6)
Common Stock	12,575,766	12,575,766	5.50%

3. Details of relevant interests

The nature of the relevant interest the substantial holder or an associate had in the following voting securities on the date the substantial holder became a substantial holder are as follows:

Holder of relevant interest	Nature of relevant interest (7)	Class and number of securities
See Annexure "A"		

4. Details of present registered holders

The persons registered as holders of the securities referred to in paragraph 3 above are as follows:

Holder of relevant interest	Registered holder of securities	Person entitled to be registered as holder (8)	Class and number of securities
See Annexure "B"			

5. Consideration

The consideration paid for each relevant interest referred to in paragraph 3 above, and acquired in the 4 months prior to the day that the substantial holder became a substantial holder is as follows:

Holder of relevant interest	Date of acquisition	Consideration (9)		Class and number of securities
		Cash	Non-cash	
See Annexure "C"				

6. Associates

The reasons the persons named in paragraph 3 above are associates of the substantial holder are as follows:

Name and ACN/ARSN (if applicable)	Nature of association
See Annexure "D"	


7. Addresses

The addresses of persons named in this form are as follows:

Name	Address
See Annexure "E"	



Signature

print name	Sarah Culham	capacity	Company Secretary
sign here		date	04-Jan-2017

Annexure "A"

3. Details of relevant interests

The nature of the relevant interest the substantial holder or an associate had in the following voting securities on the date the substantial holder became a substantial holder are as follows:

Holder of relevant interest	Nature of relevant interest (7)	Class and number of securities
Credit Suisse (Hong Kong) Limited	Voting rights and right to dispose	50,968 Common Stock
Credit Suisse Equities (Australia) Limited (ACN 068 232 708)	Voting rights and right to dispose	8,027,778 Common Stock
Credit Suisse Equities (Australia) Limited (ACN 068 232 708)	Holder of securities subject to an obligation to return under a securities lending agreement	942,542 Common Stock
Credit Suisse International (ARBN 062787106)	Voting rights and right to dispose	687,753 Common Stock
Credit Suisse Securities (Europe) Limited (ARBN 099554131)	Voting rights and right to dispose	39,361 Common Stock
Credit Suisse Securities (USA) LLC	Holder of securities subject to an obligation to return under a securities lending agreement	2,782,667 Common Stock
Credit Suisse Funds AG	Voting rights and right to dispose	44,697 Common Stock

This is Annexure "A" referred to in the Form 603 "Notice of initial substantial holder"

Signature

Credit Suisse Holdings (Australia) Limited (ACN 008 496 713)

print name Sarah Culham

capacity Company Secretary

sign here



date 04-Jan-2017

Annexure "B"

4. Details of present registered holders

The persons registered as holders of the securities referred to in paragraph 3 above are as follows:

Holder of relevant interest	Registered holder of securities	Person entitled to be registered as holder (8)	Class and number of securities
Credit Suisse (Hong Kong) Limited	HSBC Custody Nominees (Australia) Limited (ACN 003 094 568)	Credit Suisse (Hong Kong) Limited	50,968 Common Stock
Credit Suisse Equities (Australia) Limited (ACN 068 232 708)	CS Fourth Nominees Pty Limited (ACN 069 126 432)	Credit Suisse Equities (Australia) Limited	8,970,320 Common Stock
Credit Suisse International (ARBN 062787106)	HSBC Custody Nominees (Australia) Limited (ACN 003 094 568)	Credit Suisse International	687,753 Common Stock
Credit Suisse Securities (Europe) Limited (ARBN 099554131)	HSBC Custody Nominees (Australia) Limited (ACN 003 094 568)	Credit Suisse Securities (Europe) Limited	39,361 Common Stock
Credit Suisse Securities (USA) LLC	HSBC Custody Nominees (Australia) Limited (ACN 003 094 568)	Credit Suisse Securities (USA) LLC	2,782,667 Common Stock
Credit Suisse Funds AG	HSBC Custody Nominees (Australia) Limited (ACN 003 094 568)	Credit Suisse Funds AG	44,697 Common Stock

This is Annexure "B" referred to in the Form 603 "Notice of initial substantial holder"

Signature

Credit Suisse Holdings (Australia) Limited (ACN 008 496 713)

print name

Sarah Culham


capacity

Company Secretary

sign here

date

04-Jan-2017



Annexure "C"

5. Consideration

The consideration paid for each relevant interest referred to in paragraph 3 above, and acquired in the 4 months prior to the day that the substantial holder became a substantial holder is as follows:

Holder of relevant interest	Date of acquisition	Consideration (9)		Class and number of securities
		Cash	Non-cash	
Credit Suisse (Hong Kong) Limited	30-Aug-2016	36,717.54 AUD		-7,515 Common Stock
Credit Suisse (Hong Kong) Limited	30-Aug-2016	18,563.16 AUD		-3,773 Common Stock
Credit Suisse (Hong Kong) Limited	30-Aug-2016	25,186.47 AUD		-5,129 Common Stock
Credit Suisse (Hong Kong) Limited	30-Aug-2016	156,162.73 AUD		-31,941 Common Stock
Credit Suisse (Hong Kong) Limited	30-Aug-2016	10,454.50 AUD		2,987 Common Stock
Credit Suisse (Hong Kong) Limited	30-Aug-2016	212,602.53 AUD		60,064 Common Stock
Credit Suisse (Hong Kong) Limited	30-Aug-2016	172,205.60 AUD		47,750 Common Stock
Credit Suisse (Hong Kong) Limited	30-Aug-2016	27,217.08 AUD		7,821 Common Stock
Credit Suisse (Hong Kong) Limited	30-Aug-2016	154,711.67 AUD		42,705 Common Stock
Credit Suisse (Hong Kong) Limited	31-Aug-2016	10,994.56 AUD		-2,668 Common Stock
Credit Suisse (Hong Kong) Limited	31-Aug-2016	45,171.18 AUD		-10,871 Common Stock
Credit Suisse (Hong Kong) Limited	31-Aug-2016	10,873.84 AUD		3,161 Common Stock
Credit Suisse (Hong Kong) Limited	31-Aug-2016	363,115.60 AUD		102,819 Common Stock
Credit Suisse (Hong Kong) Limited	31-Aug-2016	19,770.02 AUD		5,761 Common Stock
Credit Suisse (Hong Kong) Limited	01-Sep-2016	1,926.71 AUD		-498 Common Stock
Credit Suisse (Hong Kong) Limited	01-Sep-2016	884,942.10 AUD		-232,855 Common Stock
Credit Suisse (Hong Kong) Limited	01-Sep-2016	385,721.47 AUD		114,471 Common Stock
Credit Suisse (Hong Kong) Limited	01-Sep-2016	6,238.21 AUD		1,867 Common Stock
Credit Suisse (Hong Kong) Limited	02-Sep-2016	43,749.57 AUD		-12,729 Common Stock
Credit Suisse (Hong Kong) Limited	02-Sep-2016	843,616.94 AUD		-248,371 Common Stock
Credit Suisse (Hong Kong) Limited	02-Sep-2016	10,238.54 AUD		-2,987 Common Stock
Credit Suisse (Hong Kong) Limited	02-Sep-2016	30,627.03 AUD		-8,925 Common Stock
Credit Suisse (Hong Kong) Limited	02-Sep-2016	87,439.03 AUD		27,552 Common Stock
Credit Suisse (Hong Kong) Limited	02-Sep-2016	106,539.45 AUD		33,542 Common Stock
Credit Suisse (Hong Kong) Limited	02-Sep-2016	12,086.52 AUD		3,799 Common Stock
Credit Suisse (Hong Kong) Limited	02-Sep-2016	364,238.62 AUD		114,645 Common Stock
Credit Suisse (Hong Kong) Limited	02-Sep-2016	6,822.90 AUD		2,166 Common Stock
Credit Suisse (Hong Kong) Limited	05-Sep-2016	24,223.17 AUD		-7,214 Common Stock
Credit Suisse (Hong Kong) Limited	05-Sep-2016	663.30 AUD		-198 Common Stock
Credit Suisse (Hong Kong) Limited	05-Sep-2016	5,175.47 AUD		-1,516 Common Stock
Credit Suisse (Hong Kong) Limited	05-Sep-2016	72,709.68 AUD		27,681 Common Stock
Credit Suisse (Hong Kong) Limited	05-Sep-2016	17,685.55 AUD		6,694 Common Stock
Credit Suisse (Hong Kong) Limited	05-Sep-2016	6,411.75 AUD		2,509 Common Stock
Credit Suisse (Hong Kong) Limited	05-Sep-2016	222,501.94 AUD		80,204 Common Stock
Credit Suisse (Hong Kong) Limited	06-Sep-2016	354,605.84 AUD		-112,824 Common Stock

Credit Suisse (Hong Kong) Limited	06-Sep-2016	263,507.62 AUD		89,531 Common Stock
Credit Suisse (Hong Kong) Limited	06-Sep-2016	34,340.48 AUD		11,811 Common Stock
Credit Suisse (Hong Kong) Limited	06-Sep-2016	5,226.94 AUD		1,784 Common Stock
Credit Suisse (Hong Kong) Limited	06-Sep-2016	2,515.42 AUD		847 Common Stock
Credit Suisse (Hong Kong) Limited	07-Sep-2016	8,836.11 AUD		-3,414 Common Stock
Credit Suisse (Hong Kong) Limited	07-Sep-2016	5,560.00 AUD		-2,000 Common Stock
Credit Suisse (Hong Kong) Limited	07-Sep-2016	338,243.50 AUD		-131,321 Common Stock
Credit Suisse (Hong Kong) Limited	07-Sep-2016	421.82 AUD		131 Common Stock
Credit Suisse (Hong Kong) Limited	07-Sep-2016	95,833.90 AUD		29,692 Common Stock
Credit Suisse (Hong Kong) Limited	07-Sep-2016	76,922.27 AUD		23,590 Common Stock
Credit Suisse (Hong Kong) Limited	08-Sep-2016	41,264.34 AUD		-14,046 Common Stock
Credit Suisse (Hong Kong) Limited	08-Sep-2016	323,956.75 AUD		-113,232 Common Stock
Credit Suisse (Hong Kong) Limited	08-Sep-2016	8,605.08 AUD		2,729 Common Stock
Credit Suisse (Hong Kong) Limited	08-Sep-2016	9,438.00 AUD		2,998 Common Stock
Credit Suisse (Hong Kong) Limited	08-Sep-2016	239,809.69 AUD		75,676 Common Stock
Credit Suisse (Hong Kong) Limited	09-Sep-2016	50,789.75 AUD		-15,760 Common Stock
Credit Suisse (Hong Kong) Limited	09-Sep-2016	2,804.62 AUD		-871 Common Stock
Credit Suisse (Hong Kong) Limited	09-Sep-2016	33,101.60 AUD		-10,280 Common Stock
Credit Suisse (Hong Kong) Limited	09-Sep-2016	9,653.56 AUD		-2,998 Common Stock
Credit Suisse (Hong Kong) Limited	09-Sep-2016	396,511.00 AUD		-124,548 Common Stock
Credit Suisse (Hong Kong) Limited	09-Sep-2016	285,302.22 AUD		88,661 Common Stock
Credit Suisse (Hong Kong) Limited	09-Sep-2016	53,474.31 AUD		16,625 Common Stock
Credit Suisse (Hong Kong) Limited	09-Sep-2016	7,686.26 AUD		2,388 Common Stock
Credit Suisse (Hong Kong) Limited	12-Sep-2016	13,343.28 AUD		-4,196 Common Stock
Credit Suisse (Hong Kong) Limited	12-Sep-2016	7,697.04 AUD		-2,467 Common Stock
Credit Suisse (Hong Kong) Limited	12-Sep-2016	75,635.52 AUD		23,955 Common Stock
Credit Suisse (Hong Kong) Limited	12-Sep-2016	26,827.29 AUD		8,461 Common Stock
Credit Suisse (Hong Kong) Limited	12-Sep-2016	12,236.52 AUD		3,864 Common Stock
Credit Suisse (Hong Kong) Limited	13-Sep-2016	13,273.35 AUD		-4,135 Common Stock
Credit Suisse (Hong Kong) Limited	13-Sep-2016	36,510.54 AUD		-11,374 Common Stock
Credit Suisse (Hong Kong) Limited	13-Sep-2016	11,106.58 AUD		3,472 Common Stock
Credit Suisse (Hong Kong) Limited	13-Sep-2016	185,742.11 AUD		58,068 Common Stock
Credit Suisse (Hong Kong) Limited	14-Sep-2016	27,847.26 AUD		-8,757 Common Stock
Credit Suisse (Hong Kong) Limited	14-Sep-2016	69,630.24 AUD		-21,973 Common Stock
Credit Suisse (Hong Kong) Limited	14-Sep-2016	27,523.47 AUD		8,933 Common Stock
Credit Suisse (Hong Kong) Limited	14-Sep-2016	10,910.56 AUD		3,589 Common Stock
Credit Suisse (Hong Kong) Limited	14-Sep-2016	220,008.55 AUD		70,822 Common Stock
Credit Suisse (Hong Kong) Limited	15-Sep-2016	119,740.81 AUD		39,085 Common Stock
Credit Suisse (Hong Kong) Limited	15-Sep-2016	19,227.51 AUD		6,271 Common Stock
Credit Suisse (Hong Kong) Limited	16-Sep-2016	49,184.30 AUD		-16,126 Common Stock
Credit Suisse (Hong Kong) Limited	16-Sep-2016	79,002.39 AUD		24,583 Common Stock
Credit Suisse (Hong Kong) Limited	16-Sep-2016	41,619.91 AUD		12,975 Common Stock
Credit Suisse (Hong Kong) Limited	16-Sep-2016	17,750.11 AUD		5,520 Common Stock

Credit Suisse (Hong Kong) Limited	16-Sep-2016	15,295.98 AUD		4,745 Common Stock
Credit Suisse (Hong Kong) Limited	19-Sep-2016	43,365.06 AUD		-14,034 Common Stock
Credit Suisse (Hong Kong) Limited	19-Sep-2016	8,082.52 AUD		-2,641 Common Stock
Credit Suisse (Hong Kong) Limited	19-Sep-2016	24,474.86 AUD		7,579 Common Stock
Credit Suisse (Hong Kong) Limited	19-Sep-2016	3,319.36 AUD		1,012 Common Stock
Credit Suisse (Hong Kong) Limited	20-Sep-2016	3,948.92 AUD		1,230 Common Stock
Credit Suisse (Hong Kong) Limited	20-Sep-2016	4,544.41 AUD		1,415 Common Stock
Credit Suisse (Hong Kong) Limited	20-Sep-2016	96,870.65 AUD		30,190 Common Stock
Credit Suisse (Hong Kong) Limited	21-Sep-2016	43,563.06 AUD		13,472 Common Stock
Credit Suisse (Hong Kong) Limited	21-Sep-2016	7,615.40 AUD		2,358 Common Stock
Credit Suisse (Hong Kong) Limited	21-Sep-2016	68,600.62 AUD		21,211 Common Stock
Credit Suisse (Hong Kong) Limited	22-Sep-2016	29,975.18 AUD		9,090 Common Stock
Credit Suisse (Hong Kong) Limited	22-Sep-2016	155,253.56 AUD		46,991 Common Stock
Credit Suisse (Hong Kong) Limited	23-Sep-2016	29,283.12 AUD		-9,038 Common Stock
Credit Suisse (Hong Kong) Limited	23-Sep-2016	63,457.63 AUD		18,202 Common Stock
Credit Suisse (Hong Kong) Limited	26-Sep-2016	86,585.46 AUD		-25,617 Common Stock
Credit Suisse (Hong Kong) Limited	26-Sep-2016	89,509.66 AUD		25,685 Common Stock
Credit Suisse (Hong Kong) Limited	26-Sep-2016	48,573.90 AUD		13,928 Common Stock
Credit Suisse (Hong Kong) Limited	27-Sep-2016	25,383.50 AUD		-7,273 Common Stock
Credit Suisse (Hong Kong) Limited	27-Sep-2016	47,981.70 AUD		-13,670 Common Stock
Credit Suisse (Hong Kong) Limited	27-Sep-2016	27,148.52 AUD		-7,791 Common Stock
Credit Suisse (Hong Kong) Limited	27-Sep-2016	12,498.94 AUD		3,602 Common Stock
Credit Suisse (Hong Kong) Limited	27-Sep-2016	9,538.64 AUD		2,738 Common Stock
Credit Suisse (Hong Kong) Limited	27-Sep-2016	86,517.41 AUD		24,910 Common Stock
Credit Suisse (Hong Kong) Limited	28-Sep-2016	3,776.66 AUD		-1,084 Common Stock
Credit Suisse (Hong Kong) Limited	28-Sep-2016	61,745.36 AUD		17,862 Common Stock
Credit Suisse (Hong Kong) Limited	28-Sep-2016	320.00 AUD		92 Common Stock
Credit Suisse (Hong Kong) Limited	28-Sep-2016	15,029.90 AUD		4,381 Common Stock
Credit Suisse (Hong Kong) Limited	29-Sep-2016	65,442.69 AUD		-18,865 Common Stock
Credit Suisse (Hong Kong) Limited	29-Sep-2016	41,068.80 AUD		-11,817 Common Stock
Credit Suisse (Hong Kong) Limited	29-Sep-2016	5,233.46 AUD		1,518 Common Stock
Credit Suisse (Hong Kong) Limited	29-Sep-2016	17,495.96 AUD		5,071 Common Stock
Credit Suisse (Hong Kong) Limited	30-Sep-2016	75,039.80 AUD		-21,606 Common Stock
Credit Suisse (Hong Kong) Limited	30-Sep-2016	320.90 AUD		-92 Common Stock
Credit Suisse (Hong Kong) Limited	30-Sep-2016	39,999.36 AUD		12,048 Common Stock
Credit Suisse (Hong Kong) Limited	30-Sep-2016	13,236.84 AUD		3,984 Common Stock
Credit Suisse (Hong Kong) Limited	04-Oct-2016	63,943.94 AUD		-18,570 Common Stock
Credit Suisse (Hong Kong) Limited	04-Oct-2016	24,717.86 AUD		-7,141 Common Stock
Credit Suisse (Hong Kong) Limited	04-Oct-2016	3,290.00 AUD		1,000 Common Stock
Credit Suisse (Hong Kong) Limited	05-Oct-2016	6,539.48 AUD		-1,955 Common Stock
Credit Suisse (Hong Kong) Limited	05-Oct-2016	19,840.19 AUD		-5,940 Common Stock
Credit Suisse (Hong Kong) Limited	05-Oct-2016	20,050.82 AUD		-5,988 Common Stock
Credit Suisse (Hong Kong) Limited	05-Oct-2016	6,202.01 AUD		-1,857 Common Stock

Credit Suisse (Hong Kong) Limited	05-Oct-2016	12,110.74 AUD		-3,642 Common Stock
Credit Suisse (Hong Kong) Limited	05-Oct-2016	98,239.44 AUD		-29,355 Common Stock
Credit Suisse (Hong Kong) Limited	06-Oct-2016	10,470.12 AUD		-3,177 Common Stock
Credit Suisse (Hong Kong) Limited	06-Oct-2016	3,283.50 AUD		-995 Common Stock
Credit Suisse (Hong Kong) Limited	06-Oct-2016	19,994.97 AUD		-6,060 Common Stock
Credit Suisse (Hong Kong) Limited	06-Oct-2016	89,301.22 AUD		-27,070 Common Stock
Credit Suisse (Hong Kong) Limited	06-Oct-2016	5,496.83 AUD		1,771 Common Stock
Credit Suisse (Hong Kong) Limited	07-Oct-2016	51,240.00 AUD		17,080 Common Stock
Credit Suisse (Hong Kong) Limited	07-Oct-2016	44,685.00 AUD		14,895 Common Stock
Credit Suisse (Hong Kong) Limited	10-Oct-2016	112,529.53 AUD		-36,382 Common Stock
Credit Suisse (Hong Kong) Limited	10-Oct-2016	29,267.80 AUD		9,926 Common Stock
Credit Suisse (Hong Kong) Limited	10-Oct-2016	9,999.40 AUD		3,460 Common Stock
Credit Suisse (Hong Kong) Limited	10-Oct-2016	64,146.44 AUD		22,196 Common Stock
Credit Suisse (Hong Kong) Limited	10-Oct-2016	3,512.93 AUD		1,187 Common Stock
Credit Suisse (Hong Kong) Limited	11-Oct-2016	251,155.40 AUD		-83,109 Common Stock
Credit Suisse (Hong Kong) Limited	11-Oct-2016	118,292.60 AUD		43,615 Common Stock
Credit Suisse (Hong Kong) Limited	11-Oct-2016	7,020.32 AUD		2,566 Common Stock
Credit Suisse (Hong Kong) Limited	11-Oct-2016	9,926.73 AUD		3,663 Common Stock
Credit Suisse (Hong Kong) Limited	11-Oct-2016	111,755.28 AUD		40,939 Common Stock
Credit Suisse (Hong Kong) Limited	11-Oct-2016	16,026.94 AUD		5,914 Common Stock
Credit Suisse (Hong Kong) Limited	12-Oct-2016	52,883.32 AUD		-17,758 Common Stock
Credit Suisse (Hong Kong) Limited	12-Oct-2016	25,730.57 AUD		-8,861 Common Stock
Credit Suisse (Hong Kong) Limited	12-Oct-2016	26,414.24 AUD		-8,798 Common Stock
Credit Suisse (Hong Kong) Limited	12-Oct-2016	90,532.50 AUD		-30,739 Common Stock
Credit Suisse (Hong Kong) Limited	12-Oct-2016	39,699.53 AUD		14,881 Common Stock
Credit Suisse (Hong Kong) Limited	12-Oct-2016	3,296.40 AUD		1,230 Common Stock
Credit Suisse (Hong Kong) Limited	12-Oct-2016	1,891.26 AUD		711 Common Stock
Credit Suisse (Hong Kong) Limited	12-Oct-2016	22,128.23 AUD		8,271 Common Stock
Credit Suisse (Hong Kong) Limited	13-Oct-2016	73,717.97 AUD		-26,426 Common Stock
Credit Suisse (Hong Kong) Limited	13-Oct-2016	9,466.56 AUD		-3,460 Common Stock
Credit Suisse (Hong Kong) Limited	13-Oct-2016	46,311.39 AUD		17,336 Common Stock
Credit Suisse (Hong Kong) Limited	13-Oct-2016	20,278.65 AUD		7,595 Common Stock
Credit Suisse (Hong Kong) Limited	13-Oct-2016	5,868.87 AUD		2,188 Common Stock
Credit Suisse (Hong Kong) Limited	14-Oct-2016	80,745.62 AUD		-29,908 Common Stock
Credit Suisse (Hong Kong) Limited	14-Oct-2016	6,548.40 AUD		-2,448 Common Stock
Credit Suisse (Hong Kong) Limited	14-Oct-2016	32,681.88 AUD		12,474 Common Stock
Credit Suisse (Hong Kong) Limited	14-Oct-2016	31,998.36 AUD		12,236 Common Stock
Credit Suisse (Hong Kong) Limited	17-Oct-2016	696.87 AUD		-261 Common Stock
Credit Suisse (Hong Kong) Limited	17-Oct-2016	32,245.61 AUD		-12,243 Common Stock
Credit Suisse (Hong Kong) Limited	17-Oct-2016	3,032.40 AUD		1,140 Common Stock
Credit Suisse (Hong Kong) Limited	17-Oct-2016	11,994.47 AUD		4,537 Common Stock
Credit Suisse (Hong Kong) Limited	17-Oct-2016	12,499.89 AUD		4,723 Common Stock
Credit Suisse (Hong Kong) Limited	18-Oct-2016	24,567.74 AUD		-9,377 Common Stock

Credit Suisse (Hong Kong) Limited	18-Oct-2016	6,022.56 AUD		-2,309 Common Stock
Credit Suisse (Hong Kong) Limited	18-Oct-2016	196.13 AUD		-75 Common Stock
Credit Suisse (Hong Kong) Limited	18-Oct-2016	39,948.09 AUD		-15,216 Common Stock
Credit Suisse (Hong Kong) Limited	18-Oct-2016	8,239.02 AUD		3,116 Common Stock
Credit Suisse (Hong Kong) Limited	18-Oct-2016	13,407.54 AUD		5,074 Common Stock
Credit Suisse (Hong Kong) Limited	18-Oct-2016	14,427.60 AUD		5,465 Common Stock
Credit Suisse (Hong Kong) Limited	19-Oct-2016	3,358.08 AUD		-1,272 Common Stock
Credit Suisse (Hong Kong) Limited	19-Oct-2016	30,319.67 AUD		-11,425 Common Stock
Credit Suisse (Hong Kong) Limited	19-Oct-2016	10,412.17 AUD		3,959 Common Stock
Credit Suisse (Hong Kong) Limited	20-Oct-2016	2,953.57 AUD		-1,117 Common Stock
Credit Suisse (Hong Kong) Limited	20-Oct-2016	9,540.96 AUD		-3,614 Common Stock
Credit Suisse (Hong Kong) Limited	20-Oct-2016	26,900.00 AUD		10,000 Common Stock
Credit Suisse (Hong Kong) Limited	21-Oct-2016	14,378.96 AUD		-5,465 Common Stock
Credit Suisse (Hong Kong) Limited	21-Oct-2016	37,740.50 AUD		-14,350 Common Stock
Credit Suisse (Hong Kong) Limited	21-Oct-2016	2,322.29 AUD		-883 Common Stock
Credit Suisse (Hong Kong) Limited	21-Oct-2016	10,540.70 AUD		-4,003 Common Stock
Credit Suisse (Hong Kong) Limited	21-Oct-2016	12,135.17 AUD		-4,608 Common Stock
Credit Suisse (Hong Kong) Limited	21-Oct-2016	15,682.77 AUD		5,787 Common Stock
Credit Suisse (Hong Kong) Limited	24-Oct-2016	1,151.32 AUD		-428 Common Stock
Credit Suisse (Hong Kong) Limited	24-Oct-2016	10,583.99 AUD		-3,959 Common Stock
Credit Suisse (Hong Kong) Limited	24-Oct-2016	3,216.91 AUD		-1,209 Common Stock
Credit Suisse (Hong Kong) Limited	25-Oct-2016	9,247.14 AUD		-3,415 Common Stock
Credit Suisse (Hong Kong) Limited	25-Oct-2016	3,287.18 AUD		-1,222 Common Stock
Credit Suisse (Hong Kong) Limited	25-Oct-2016	6,765.25 AUD		-2,500 Common Stock
Credit Suisse (Hong Kong) Limited	25-Oct-2016	1,838.91 AUD		-683 Common Stock
Credit Suisse (Hong Kong) Limited	26-Oct-2016	4,493.38 AUD		-1,696 Common Stock
Credit Suisse (Hong Kong) Limited	26-Oct-2016	11,884.54 AUD		-4,480 Common Stock
Credit Suisse (Hong Kong) Limited	26-Oct-2016	19,902.00 AUD		-7,500 Common Stock
Credit Suisse (Hong Kong) Limited	26-Oct-2016	44,441.17 AUD		-16,733 Common Stock
Credit Suisse (Hong Kong) Limited	27-Oct-2016	1,307.82 AUD		-483 Common Stock
Credit Suisse (Hong Kong) Limited	27-Oct-2016	40,095.00 AUD		-14,850 Common Stock
Credit Suisse (Hong Kong) Limited	27-Oct-2016	670.53 AUD		-247 Common Stock
Credit Suisse (Hong Kong) Limited	27-Oct-2016	5,492.36 AUD		-2,027 Common Stock
Credit Suisse (Hong Kong) Limited	27-Oct-2016	37,584.00 AUD		13,920 Common Stock
Credit Suisse (Hong Kong) Limited	27-Oct-2016	45,192.60 AUD		16,738 Common Stock
Credit Suisse (Hong Kong) Limited	28-Oct-2016	248.31 AUD		-93 Common Stock
Credit Suisse (Hong Kong) Limited	28-Oct-2016	7,760.71 AUD		-2,932 Common Stock
Credit Suisse (Hong Kong) Limited	28-Oct-2016	6,621.40 AUD		-2,501 Common Stock
Credit Suisse (Hong Kong) Limited	28-Oct-2016	19,732.84 AUD		7,363 Common Stock
Credit Suisse (Hong Kong) Limited	31-Oct-2016	10,324.91 AUD		-3,830 Common Stock
Credit Suisse (Hong Kong) Limited	31-Oct-2016	777.06 AUD		-289 Common Stock
Credit Suisse (Hong Kong) Limited	31-Oct-2016	144.27 AUD		54 Common Stock
Credit Suisse (Hong Kong) Limited	31-Oct-2016	1,307.84 AUD		488 Common Stock

Credit Suisse (Hong Kong) Limited	01-Nov-2016	27,300.00 AUD		10,000 Common Stock
Credit Suisse (Hong Kong) Limited	02-Nov-2016	11,213.96 AUD		-4,184 Common Stock
Credit Suisse (Hong Kong) Limited	02-Nov-2016	53,549.03 AUD		-19,978 Common Stock
Credit Suisse (Hong Kong) Limited	02-Nov-2016	9,315.96 AUD		-3,480 Common Stock
Credit Suisse (Hong Kong) Limited	02-Nov-2016	8,362.14 AUD		-3,138 Common Stock
Credit Suisse (Hong Kong) Limited	02-Nov-2016	1,133.65 AUD		-425 Common Stock
Credit Suisse (Hong Kong) Limited	02-Nov-2016	18,312.00 AUD		6,540 Common Stock
Credit Suisse (Hong Kong) Limited	03-Nov-2016	15,565.29 AUD		-5,763 Common Stock
Credit Suisse (Hong Kong) Limited	03-Nov-2016	5,261.15 AUD		-1,958 Common Stock
Credit Suisse (Hong Kong) Limited	03-Nov-2016	6,954.61 AUD		-2,610 Common Stock
Credit Suisse (Hong Kong) Limited	03-Nov-2016	25,539.96 AUD		-9,416 Common Stock
Credit Suisse (Hong Kong) Limited	03-Nov-2016	32,829.50 AUD		-12,087 Common Stock
Credit Suisse (Hong Kong) Limited	03-Nov-2016	620.36 AUD		-233 Common Stock
Credit Suisse (Hong Kong) Limited	04-Nov-2016	3,747.48 AUD		-1,337 Common Stock
Credit Suisse (Hong Kong) Limited	04-Nov-2016	4,104.53 AUD		-1,468 Common Stock
Credit Suisse (Hong Kong) Limited	04-Nov-2016	39,774.71 AUD		-14,186 Common Stock
Credit Suisse (Hong Kong) Limited	04-Nov-2016	7,004.50 AUD		-2,500 Common Stock
Credit Suisse (Hong Kong) Limited	04-Nov-2016	18,712.59 AUD		6,651 Common Stock
Credit Suisse (Hong Kong) Limited	04-Nov-2016	3,946.78 AUD		1,404 Common Stock
Credit Suisse (Hong Kong) Limited	04-Nov-2016	12,935.93 AUD		4,571 Common Stock
Credit Suisse (Hong Kong) Limited	07-Nov-2016	10,120.38 AUD		-3,510 Common Stock
Credit Suisse (Hong Kong) Limited	07-Nov-2016	62,176.81 AUD		-21,510 Common Stock
Credit Suisse (Hong Kong) Limited	07-Nov-2016	12,691.01 AUD		-4,404 Common Stock
Credit Suisse (Hong Kong) Limited	07-Nov-2016	12,769.83 AUD		4,577 Common Stock
Credit Suisse (Hong Kong) Limited	08-Nov-2016	7,397.50 AUD		-2,632 Common Stock
Credit Suisse (Hong Kong) Limited	08-Nov-2016	1,159.64 AUD		-411 Common Stock
Credit Suisse (Hong Kong) Limited	08-Nov-2016	18,712.59 AUD		-6,651 Common Stock
Credit Suisse (Hong Kong) Limited	08-Nov-2016	8,493.92 AUD		3,010 Common Stock
Credit Suisse (Hong Kong) Limited	09-Nov-2016	22,154.68 AUD		-7,898 Common Stock
Credit Suisse (Hong Kong) Limited	09-Nov-2016	50,055.73 AUD		17,727 Common Stock
Credit Suisse (Hong Kong) Limited	10-Nov-2016	6,103.16 AUD		-2,149 Common Stock
Credit Suisse (Hong Kong) Limited	10-Nov-2016	4,652.41 AUD		1,611 Common Stock
Credit Suisse (Hong Kong) Limited	10-Nov-2016	11,163.74 AUD		3,897 Common Stock
Credit Suisse (Hong Kong) Limited	11-Nov-2016	68,272.21 AUD		-24,174 Common Stock
Credit Suisse (Hong Kong) Limited	14-Nov-2016	27,374.08 AUD		-9,564 Common Stock
Credit Suisse (Hong Kong) Limited	15-Nov-2016	3,837.76 AUD		-1,372 Common Stock
Credit Suisse (Hong Kong) Limited	15-Nov-2016	4,185.45 AUD		1,447 Common Stock
Credit Suisse (Hong Kong) Limited	15-Nov-2016	6,256.60 AUD		2,180 Common Stock
Credit Suisse (Hong Kong) Limited	16-Nov-2016	22,543.43 AUD		-8,026 Common Stock
Credit Suisse (Hong Kong) Limited	16-Nov-2016	24,879.14 AUD		8,699 Common Stock
Credit Suisse (Hong Kong) Limited	16-Nov-2016	24,015.44 AUD		8,373 Common Stock
Credit Suisse (Hong Kong) Limited	17-Nov-2016	8,907.70 AUD		3,170 Common Stock
Credit Suisse (Hong Kong) Limited	17-Nov-2016	7,865.19 AUD		2,799 Common Stock

Credit Suisse (Hong Kong) Limited	18-Nov-2016	30,316.14 AUD		10,866 Common Stock
Credit Suisse (Hong Kong) Limited	18-Nov-2016	9,477.63 AUD		3,397 Common Stock
Credit Suisse (Hong Kong) Limited	21-Nov-2016	3,349.29 AUD		-1,189 Common Stock
Credit Suisse (Hong Kong) Limited	21-Nov-2016	35,252.49 AUD		12,913 Common Stock
Credit Suisse (Hong Kong) Limited	22-Nov-2016	23,705.06 AUD		-8,494 Common Stock
Credit Suisse (Hong Kong) Limited	22-Nov-2016	8,855.71 AUD		-3,170 Common Stock
Credit Suisse (Hong Kong) Limited	22-Nov-2016	29,846.16 AUD		-10,701 Common Stock
Credit Suisse (Hong Kong) Limited	22-Nov-2016	25,751.59 AUD		-9,225 Common Stock
Credit Suisse (Hong Kong) Limited	22-Nov-2016	10,501.92 AUD		3,672 Common Stock
Credit Suisse (Hong Kong) Limited	23-Nov-2016	9,342.09 AUD		-3,397 Common Stock
Credit Suisse (Hong Kong) Limited	23-Nov-2016	12,676.52 AUD		-4,613 Common Stock
Credit Suisse (Hong Kong) Limited	23-Nov-2016	7,005.18 AUD		-2,566 Common Stock
Credit Suisse (Hong Kong) Limited	23-Nov-2016	2,481.57 AUD		819 Common Stock
Credit Suisse (Hong Kong) Limited	23-Nov-2016	312,703.12 AUD		103,733 Common Stock
Credit Suisse (Hong Kong) Limited	24-Nov-2016	21,109.66 AUD		-7,381 Common Stock
Credit Suisse (Hong Kong) Limited	24-Nov-2016	13,789.71 AUD		4,643 Common Stock
Credit Suisse (Hong Kong) Limited	24-Nov-2016	105,728.47 AUD		35,624 Common Stock
Credit Suisse (Hong Kong) Limited	25-Nov-2016	22,539.38 AUD		-7,560 Common Stock
Credit Suisse (Hong Kong) Limited	25-Nov-2016	8,771.68 AUD		3,004 Common Stock
Credit Suisse (Hong Kong) Limited	25-Nov-2016	97,133.14 AUD		33,347 Common Stock
Credit Suisse (Hong Kong) Limited	28-Nov-2016	41,156.98 AUD		-13,838 Common Stock
Credit Suisse (Hong Kong) Limited	28-Nov-2016	4,325.94 AUD		-1,452 Common Stock
Credit Suisse (Hong Kong) Limited	28-Nov-2016	1,523.13 AUD		-509 Common Stock
Credit Suisse (Hong Kong) Limited	28-Nov-2016	40,634.27 AUD		13,980 Common Stock
Credit Suisse (Hong Kong) Limited	29-Nov-2016	48,178.38 AUD		17,778 Common Stock
Credit Suisse (Hong Kong) Limited	30-Nov-2016	231.26 AUD		-79 Common Stock
Credit Suisse (Hong Kong) Limited	30-Nov-2016	26,806.93 AUD		-9,225 Common Stock
Credit Suisse (Hong Kong) Limited	30-Nov-2016	36,374.70 AUD		-12,543 Common Stock
Credit Suisse (Hong Kong) Limited	30-Nov-2016	12,121.80 AUD		4,540 Common Stock
Credit Suisse (Hong Kong) Limited	30-Nov-2016	11,801.40 AUD		4,420 Common Stock
Credit Suisse (Hong Kong) Limited	01-Dec-2016	207,031.16 AUD		-76,353 Common Stock
Credit Suisse (Hong Kong) Limited	01-Dec-2016	12,514.66 AUD		-4,612 Common Stock
Credit Suisse (Hong Kong) Limited	01-Dec-2016	1,486.65 AUD		561 Common Stock
Credit Suisse (Hong Kong) Limited	01-Dec-2016	12,643.15 AUD		4,771 Common Stock
Credit Suisse (Hong Kong) Limited	02-Dec-2016	132,173.42 AUD		-49,873 Common Stock
Credit Suisse (Hong Kong) Limited	02-Dec-2016	10,051.72 AUD		3,832 Common Stock
Credit Suisse (Hong Kong) Limited	05-Dec-2016	48,104.47 AUD		-18,154 Common Stock
Credit Suisse (Hong Kong) Limited	05-Dec-2016	12,015.56 AUD		-4,540 Common Stock
Credit Suisse (Hong Kong) Limited	05-Dec-2016	6,709.56 AUD		2,652 Common Stock
Credit Suisse (Hong Kong) Limited	06-Dec-2016	12,495.73 AUD		-4,771 Common Stock
Credit Suisse (Hong Kong) Limited	06-Dec-2016	47,078.78 AUD		-17,969 Common Stock
Credit Suisse (Hong Kong) Limited	06-Dec-2016	17,171.32 AUD		6,386 Common Stock
Credit Suisse (Hong Kong) Limited	07-Dec-2016	78,186.16 AUD		27,763 Common Stock

Credit Suisse (Hong Kong) Limited	08-Dec-2016	4,449.96 AUD		-1,578 Common Stock
Credit Suisse (Hong Kong) Limited	08-Dec-2016	12,658.99 AUD		-5,026 Common Stock
Credit Suisse (Hong Kong) Limited	08-Dec-2016	20,684.49 AUD		7,747 Common Stock
Credit Suisse (Hong Kong) Limited	08-Dec-2016	33,193.44 AUD		12,432 Common Stock
Credit Suisse (Hong Kong) Limited	09-Dec-2016	32,429.33 AUD		-11,356 Common Stock
Credit Suisse (Hong Kong) Limited	09-Dec-2016	1,723.88 AUD		-607 Common Stock
Credit Suisse (Hong Kong) Limited	09-Dec-2016	23,385.12 AUD		-8,256 Common Stock
Credit Suisse (Hong Kong) Limited	09-Dec-2016	794.06 AUD		-282 Common Stock
Credit Suisse (Hong Kong) Limited	09-Dec-2016	15,213.53 AUD		5,711 Common Stock
Credit Suisse (Hong Kong) Limited	09-Dec-2016	20,621.43 AUD		7,696 Common Stock
Credit Suisse (Hong Kong) Limited	12-Dec-2016	15,265.71 AUD		-5,713 Common Stock
Credit Suisse (Hong Kong) Limited	13-Dec-2016	52,817.44 AUD		-19,708 Common Stock
Credit Suisse (Hong Kong) Limited	13-Dec-2016	10,731.12 AUD		4,398 Common Stock
Credit Suisse (Hong Kong) Limited	13-Dec-2016	104,709.65 AUD		42,905 Common Stock
Credit Suisse (Hong Kong) Limited	14-Dec-2016	12,560.25 AUD		5,158 Common Stock
Credit Suisse (Hong Kong) Limited	14-Dec-2016	49,202.40 AUD		19,920 Common Stock
Credit Suisse (Hong Kong) Limited	15-Dec-2016	18,900.24 AUD		-7,746 Common Stock
Credit Suisse (Hong Kong) Limited	15-Dec-2016	15,956.98 AUD		6,676 Common Stock
Credit Suisse (Hong Kong) Limited	15-Dec-2016	11,109.62 AUD		4,655 Common Stock
Credit Suisse (Hong Kong) Limited	19-Dec-2016	13,041.57 AUD		-5,398 Common Stock
Credit Suisse (Hong Kong) Limited	20-Dec-2016	44,038.50 AUD		-17,270 Common Stock
Credit Suisse (Hong Kong) Limited	20-Dec-2016	17,445.46 AUD		-6,908 Common Stock
Credit Suisse (Hong Kong) Limited	20-Dec-2016	81,258.30 AUD		-31,866 Common Stock
Credit Suisse (Hong Kong) Limited	20-Dec-2016	47,478.45 AUD		-18,619 Common Stock
Credit Suisse (Hong Kong) Limited	20-Dec-2016	15,431.44 AUD		5,758 Common Stock
Credit Suisse (Hong Kong) Limited	20-Dec-2016	27,272.34 AUD		10,300 Common Stock
Credit Suisse (Hong Kong) Limited	21-Dec-2016	43,398.18 AUD		-16,821 Common Stock
Credit Suisse (Hong Kong) Limited	21-Dec-2016	29,616.48 AUD		-11,304 Common Stock
Credit Suisse (Hong Kong) Limited	21-Dec-2016	21,910.53 AUD		8,331 Common Stock
Credit Suisse (Hong Kong) Limited	22-Dec-2016	11,035.10 AUD		4,422 Common Stock
Credit Suisse (Hong Kong) Limited	22-Dec-2016	4,917.75 AUD		1,975 Common Stock
Credit Suisse (Hong Kong) Limited	23-Dec-2016	12,375.54 AUD		5,101 Common Stock
Credit Suisse Equities (Australia) Limited	30-Aug-2016	41,165.29 AUD		11,625 Common Stock
Credit Suisse Equities (Australia) Limited	30-Aug-2016	25,671.09 AUD		7,339 Common Stock
Credit Suisse Equities (Australia) Limited	30-Aug-2016	89,045.98 AUD		24,437 Common Stock
Credit Suisse Equities (Australia) Limited	30-Aug-2016	281,435.18 AUD		72,490 Common Stock
Credit Suisse Equities (Australia) Limited	30-Aug-2016	581,581.08 AUD		167,121 Common Stock
Credit Suisse Equities (Australia) Limited	30-Aug-2016	4,909.68 AUD		-996 Common Stock
Credit Suisse Equities (Australia) Limited	30-Aug-2016	87,288.42 AUD		-17,842 Common Stock
Credit Suisse Equities (Australia) Limited	30-Aug-2016	10,264.22 AUD		-2,106 Common Stock
Credit Suisse Equities (Australia) Limited	30-Aug-2016	11,084.90 AUD		-2,255 Common Stock

Credit Suisse Equities (Australia) Limited	30-Aug-2016	4,737.96 AUD		-963 Common Stock
Credit Suisse Equities (Australia) Limited	31-Aug-2016	6,273,981.95 AUD		1,989,719 Common Stock
Credit Suisse Equities (Australia) Limited	31-Aug-2016	1,571,952.96 AUD		446,400 Common Stock
Credit Suisse Equities (Australia) Limited	31-Aug-2016	126,166.83 AUD		35,566 Common Stock
Credit Suisse Equities (Australia) Limited	31-Aug-2016	2,562,142.12 AUD		812,553 Common Stock
Credit Suisse Equities (Australia) Limited	31-Aug-2016	51,102.82 AUD		14,570 Common Stock
Credit Suisse Equities (Australia) Limited	31-Aug-2016	158,226.15 AUD		45,449 Common Stock
Credit Suisse Equities (Australia) Limited	31-Aug-2016	160,490.30 AUD		-39,256 Common Stock
Credit Suisse Equities (Australia) Limited	31-Aug-2016	485,890.11 AUD		-116,526 Common Stock
Credit Suisse Equities (Australia) Limited	31-Aug-2016	406,122.66 AUD		-99,618 Common Stock
Credit Suisse Equities (Australia) Limited	31-Aug-2016	124,585.88 AUD		-30,538 Common Stock
Credit Suisse Equities (Australia) Limited	31-Aug-2016	124,306.55 AUD		-30,132 Common Stock
Credit Suisse Equities (Australia) Limited	31-Aug-2016	113,655.00 AUD		-27,617 Common Stock
Credit Suisse Equities (Australia) Limited	31-Aug-2016	396,604.01 AUD		-97,038 Common Stock
Credit Suisse Equities (Australia) Limited	31-Aug-2016	679,076.16 AUD		-166,800 Common Stock
Credit Suisse Equities (Australia) Limited	01-Sep-2016	3,094.61 AUD		932 Common Stock
Credit Suisse Equities (Australia) Limited	01-Sep-2016	16,642.90 AUD		5,009 Common Stock
Credit Suisse Equities (Australia) Limited	01-Sep-2016	69,112.76 AUD		20,088 Common Stock
Credit Suisse Equities (Australia) Limited	01-Sep-2016	1,437.88 AUD		412 Common Stock
Credit Suisse Equities (Australia) Limited	01-Sep-2016	36,075.30 AUD		-9,500 Common Stock
Credit Suisse Equities (Australia) Limited	01-Sep-2016	120,389.95 AUD		-33,056 Common Stock
Credit Suisse Equities (Australia) Limited	01-Sep-2016	1,552,122.87 AUD		-431,853 Common Stock
Credit Suisse Equities (Australia) Limited	01-Sep-2016	54,877.31 AUD		-15,196 Common Stock
Credit Suisse Equities (Australia) Limited	01-Sep-2016	11,882.81 AUD		-3,132 Common Stock
Credit Suisse Equities (Australia) Limited	01-Sep-2016	40,351.74 AUD		-10,240 Common Stock
Credit Suisse Equities (Australia) Limited	01-Sep-2016	7,425.64 AUD		-2,108 Common Stock
Credit Suisse Equities (Australia) Limited	01-Sep-2016	300,281.49 AUD		-82,882 Common Stock
Credit Suisse Equities (Australia) Limited	02-Sep-2016	2,190.70 AUD		650 Common Stock
Credit Suisse Equities (Australia) Limited	02-Sep-2016	12,083.25 AUD		3,815 Common Stock
Credit Suisse Equities (Australia) Limited	02-Sep-2016	29,481.31 AUD		9,236 Common Stock
Credit Suisse Equities (Australia) Limited	02-Sep-2016	184,357.65 AUD		57,894 Common Stock
Credit Suisse Equities (Australia) Limited	02-Sep-2016	26,636.61 AUD		-7,829 Common Stock
Credit Suisse Equities (Australia) Limited	02-Sep-2016	698,078.67 AUD		-203,172 Common Stock
Credit Suisse Equities (Australia) Limited	02-Sep-2016	72,334.50 AUD		-21,000 Common Stock

Credit Suisse Equities (Australia) Limited	02-Sep-2016	163,522.22 AUD		-48,003 Common Stock
Credit Suisse Equities (Australia) Limited	02-Sep-2016	37,250.21 AUD		-10,838 Common Stock
Credit Suisse Equities (Australia) Limited	02-Sep-2016	127,432.61 AUD		-37,489 Common Stock
Credit Suisse Equities (Australia) Limited	02-Sep-2016	926,118.34 AUD		-268,939 Common Stock
Credit Suisse Equities (Australia) Limited	02-Sep-2016	55,563.23 AUD		-16,194 Common Stock
Credit Suisse Equities (Australia) Limited	02-Sep-2016	158,896.80 AUD		-46,400 Common Stock
Credit Suisse Equities (Australia) Limited	05-Sep-2016	804,733.47 AUD		308,457 Common Stock
Credit Suisse Equities (Australia) Limited	05-Sep-2016	110,102.92 AUD		41,807 Common Stock
Credit Suisse Equities (Australia) Limited	05-Sep-2016	136,391.36 AUD		49,351 Common Stock
Credit Suisse Equities (Australia) Limited	05-Sep-2016	335,834.50 AUD		132,500 Common Stock
Credit Suisse Equities (Australia) Limited	05-Sep-2016	75,111.62 AUD		27,400 Common Stock
Credit Suisse Equities (Australia) Limited	05-Sep-2016	207,484.97 AUD		-61,592 Common Stock
Credit Suisse Equities (Australia) Limited	05-Sep-2016	33,200.00 AUD		-10,000 Common Stock
Credit Suisse Equities (Australia) Limited	05-Sep-2016	202,593.44 AUD		-60,090 Common Stock
Credit Suisse Equities (Australia) Limited	05-Sep-2016	254,473.03 AUD		-75,424 Common Stock
Credit Suisse Equities (Australia) Limited	05-Sep-2016	144,565.09 AUD		-43,248 Common Stock
Credit Suisse Equities (Australia) Limited	05-Sep-2016	87,828.54 AUD		-25,351 Common Stock
Credit Suisse Equities (Australia) Limited	05-Sep-2016	678,740.00 AUD		-200,000 Common Stock
Credit Suisse Equities (Australia) Limited	05-Sep-2016	7,604.90 AUD		-2,260 Common Stock
Credit Suisse Equities (Australia) Limited	05-Sep-2016	33,178.40 AUD		-9,904 Common Stock
Credit Suisse Equities (Australia) Limited	05-Sep-2016	16,642.63 AUD		-4,890 Common Stock
Credit Suisse Equities (Australia) Limited	06-Sep-2016	90,033.41 AUD		30,428 Common Stock
Credit Suisse Equities (Australia) Limited	06-Sep-2016	22,104.75 AUD		7,500 Common Stock
Credit Suisse Equities (Australia) Limited	06-Sep-2016	69,150.70 AUD		24,096 Common Stock
Credit Suisse Equities (Australia) Limited	06-Sep-2016	21,636.74 AUD		7,783 Common Stock
Credit Suisse Equities (Australia) Limited	06-Sep-2016	45,785.09 AUD		15,645 Common Stock
Credit Suisse Equities (Australia) Limited	06-Sep-2016	80,130.49 AUD		27,116 Common Stock
Credit Suisse Equities (Australia) Limited	06-Sep-2016	60,606.41 AUD		-19,129 Common Stock
Credit Suisse Equities (Australia) Limited	06-Sep-2016	113,411.24 AUD		-35,991 Common Stock
Credit Suisse Equities (Australia) Limited	06-Sep-2016	16,887.04 AUD		-5,330 Common Stock
Credit Suisse Equities (Australia) Limited	06-Sep-2016	75,996.63 AUD		-24,045 Common Stock
Credit Suisse Equities (Australia) Limited	06-Sep-2016	2,358.32 AUD		-719 Common Stock
Credit Suisse Equities (Australia) Limited	06-Sep-2016	124,415.35 AUD		-39,181 Common Stock
Credit Suisse Equities (Australia) Limited	06-Sep-2016	9,630.00 AUD		-3,000 Common Stock

Credit Suisse Equities (Australia) Limited	06-Sep-2016	37,273.28 AUD		-11,789 Common Stock
Credit Suisse Equities (Australia) Limited	07-Sep-2016	6,250.00 AUD		2,000 Common Stock
Credit Suisse Equities (Australia) Limited	07-Sep-2016	12,296.62 AUD		3,801 Common Stock
Credit Suisse Equities (Australia) Limited	07-Sep-2016	56,144.05 AUD		17,442 Common Stock
Credit Suisse Equities (Australia) Limited	07-Sep-2016	214,300.49 AUD		67,316 Common Stock
Credit Suisse Equities (Australia) Limited	07-Sep-2016	124.44 AUD		-51 Common Stock
Credit Suisse Equities (Australia) Limited	07-Sep-2016	1,857.35 AUD		-743 Common Stock
Credit Suisse Equities (Australia) Limited	07-Sep-2016	72,420.17 AUD		-27,435 Common Stock
Credit Suisse Equities (Australia) Limited	07-Sep-2016	2,151.13 AUD		-847 Common Stock
Credit Suisse Equities (Australia) Limited	07-Sep-2016	888,498.03 AUD		-348,841 Common Stock
Credit Suisse Equities (Australia) Limited	07-Sep-2016	49,032.90 AUD		-15,566 Common Stock
Credit Suisse Equities (Australia) Limited	07-Sep-2016	96,610.56 AUD		-34,752 Common Stock
Credit Suisse Equities (Australia) Limited	07-Sep-2016	8,694.20 AUD		-3,608 Common Stock
Credit Suisse Equities (Australia) Limited	07-Sep-2016	588,979.82 AUD		-227,379 Common Stock
Credit Suisse Equities (Australia) Limited	08-Sep-2016	9,187.89 AUD		2,889 Common Stock
Credit Suisse Equities (Australia) Limited	08-Sep-2016	11,104.03 AUD		3,528 Common Stock
Credit Suisse Equities (Australia) Limited	08-Sep-2016	89,059.84 AUD		-29,764 Common Stock
Credit Suisse Equities (Australia) Limited	08-Sep-2016	182,043.53 AUD		-62,061 Common Stock
Credit Suisse Equities (Australia) Limited	08-Sep-2016	26,145.00 AUD		-9,000 Common Stock
Credit Suisse Equities (Australia) Limited	08-Sep-2016	80,180.16 AUD		-27,200 Common Stock
Credit Suisse Equities (Australia) Limited	08-Sep-2016	64,910.22 AUD		-23,349 Common Stock
Credit Suisse Equities (Australia) Limited	08-Sep-2016	10,729.39 AUD		-3,627 Common Stock
Credit Suisse Equities (Australia) Limited	09-Sep-2016	19,411.78 AUD		6,033 Common Stock
Credit Suisse Equities (Australia) Limited	09-Sep-2016	29,892.99 AUD		9,300 Common Stock
Credit Suisse Equities (Australia) Limited	09-Sep-2016	482,081.65 AUD		-150,317 Common Stock
Credit Suisse Equities (Australia) Limited	09-Sep-2016	127,653.68 AUD		-39,644 Common Stock
Credit Suisse Equities (Australia) Limited	09-Sep-2016	165,748.67 AUD		-51,438 Common Stock
Credit Suisse Equities (Australia) Limited	09-Sep-2016	37,138.38 AUD		-11,588 Common Stock
Credit Suisse Equities (Australia) Limited	09-Sep-2016	62,424.79 AUD		-19,392 Common Stock
Credit Suisse Equities (Australia) Limited	09-Sep-2016	17,667.95 AUD		-5,589 Common Stock
Credit Suisse Equities (Australia) Limited	09-Sep-2016	9,302.58 AUD		-2,889 Common Stock
Credit Suisse Equities (Australia) Limited	09-Sep-2016	88,890.21 AUD		-27,487 Common Stock
Credit Suisse Equities (Australia) Limited	09-Sep-2016	4,548.96 AUD		-1,404 Common Stock
Credit Suisse Equities (Australia) Limited	12-Sep-2016	16,695.71 AUD		5,257 Common Stock

Credit Suisse Equities (Australia) Limited	12-Sep-2016	3,328.95 AUD		-1,062 Common Stock
Credit Suisse Equities (Australia) Limited	12-Sep-2016	20,130.10 AUD		-6,382 Common Stock
Credit Suisse Equities (Australia) Limited	12-Sep-2016	344,161.92 AUD		-108,912 Common Stock
Credit Suisse Equities (Australia) Limited	12-Sep-2016	19,700.77 AUD		-6,223 Common Stock
Credit Suisse Equities (Australia) Limited	12-Sep-2016	6,460.00 AUD		-2,000 Common Stock
Credit Suisse Equities (Australia) Limited	13-Sep-2016	25,536.68 AUD		8,010 Common Stock
Credit Suisse Equities (Australia) Limited	13-Sep-2016	400.71 AUD		-125 Common Stock
Credit Suisse Equities (Australia) Limited	13-Sep-2016	30,115.37 AUD		-9,387 Common Stock
Credit Suisse Equities (Australia) Limited	13-Sep-2016	27,573.78 AUD		-8,671 Common Stock
Credit Suisse Equities (Australia) Limited	13-Sep-2016	148,506.00 AUD		-46,700 Common Stock
Credit Suisse Equities (Australia) Limited	13-Sep-2016	23,913.95 AUD		-7,429 Common Stock
Credit Suisse Equities (Australia) Limited	14-Sep-2016	49,760.81 AUD		15,599 Common Stock
Credit Suisse Equities (Australia) Limited	14-Sep-2016	77,363.68 AUD		25,114 Common Stock
Credit Suisse Equities (Australia) Limited	14-Sep-2016	29,391.88 AUD		-9,288 Common Stock
Credit Suisse Equities (Australia) Limited	14-Sep-2016	12,921.46 AUD		-4,079 Common Stock
Credit Suisse Equities (Australia) Limited	14-Sep-2016	29,447.52 AUD		-9,300 Common Stock
Credit Suisse Equities (Australia) Limited	15-Sep-2016	46,520.67 AUD		15,110 Common Stock
Credit Suisse Equities (Australia) Limited	15-Sep-2016	3,992.17 AUD		1,300 Common Stock
Credit Suisse Equities (Australia) Limited	15-Sep-2016	438.78 AUD		142 Common Stock
Credit Suisse Equities (Australia) Limited	15-Sep-2016	10,044.50 AUD		-3,145 Common Stock
Credit Suisse Equities (Australia) Limited	15-Sep-2016	32,484.83 AUD		-10,191 Common Stock
Credit Suisse Equities (Australia) Limited	16-Sep-2016	170,619.77 AUD		52,848 Common Stock
Credit Suisse Equities (Australia) Limited	16-Sep-2016	3,155.07 AUD		982 Common Stock
Credit Suisse Equities (Australia) Limited	16-Sep-2016	130,703.91 AUD		42,299 Common Stock
Credit Suisse Equities (Australia) Limited	16-Sep-2016	37,289.60 AUD		11,653 Common Stock
Credit Suisse Equities (Australia) Limited	16-Sep-2016	4,706.35 AUD		1,470 Common Stock
Credit Suisse Equities (Australia) Limited	16-Sep-2016	72,132.96 AUD		23,344 Common Stock
Credit Suisse Equities (Australia) Limited	16-Sep-2016	26,905.76 AUD		8,407 Common Stock
Credit Suisse Equities (Australia) Limited	16-Sep-2016	8,554.83 AUD		2,660 Common Stock
Credit Suisse Equities (Australia) Limited	16-Sep-2016	1,523.28 AUD		-489 Common Stock
Credit Suisse Equities (Australia) Limited	16-Sep-2016	130,703.91 AUD		-42,299 Common Stock
Credit Suisse Equities (Australia) Limited	19-Sep-2016	12,326.09 AUD		3,830 Common Stock
Credit Suisse Equities (Australia) Limited	19-Sep-2016	25,320.99 AUD		-8,267 Common Stock
Credit Suisse Equities (Australia) Limited	19-Sep-2016	244,472.00 AUD		-80,000 Common Stock

Credit Suisse Equities (Australia) Limited	19-Sep-2016	98,982.43 AUD		-32,449 Common Stock
Credit Suisse Equities (Australia) Limited	20-Sep-2016	11,179.03 AUD		3,461 Common Stock
Credit Suisse Equities (Australia) Limited	20-Sep-2016	63,008.71 AUD		19,574 Common Stock
Credit Suisse Equities (Australia) Limited	20-Sep-2016	192,708.00 AUD		-60,000 Common Stock
Credit Suisse Equities (Australia) Limited	20-Sep-2016	76,967.12 AUD		-23,911 Common Stock
Credit Suisse Equities (Australia) Limited	20-Sep-2016	169,113.60 AUD		-52,848 Common Stock
Credit Suisse Equities (Australia) Limited	20-Sep-2016	263.08 AUD		-82 Common Stock
Credit Suisse Equities (Australia) Limited	20-Sep-2016	141,710.66 AUD		-44,067 Common Stock
Credit Suisse Equities (Australia) Limited	21-Sep-2016	24,568.83 AUD		7,590 Common Stock
Credit Suisse Equities (Australia) Limited	21-Sep-2016	19,790.59 AUD		6,122 Common Stock
Credit Suisse Equities (Australia) Limited	21-Sep-2016	69,280.27 AUD		21,449 Common Stock
Credit Suisse Equities (Australia) Limited	21-Sep-2016	90,823.05 AUD		28,076 Common Stock
Credit Suisse Equities (Australia) Limited	21-Sep-2016	1,856.00 AUD		-580 Common Stock
Credit Suisse Equities (Australia) Limited	21-Sep-2016	69,280.27 AUD		-21,449 Common Stock
Credit Suisse Equities (Australia) Limited	22-Sep-2016	626.47 AUD		188 Common Stock
Credit Suisse Equities (Australia) Limited	22-Sep-2016	20,551.32 AUD		6,343 Common Stock
Credit Suisse Equities (Australia) Limited	22-Sep-2016	3,207.87 AUD		981 Common Stock
Credit Suisse Equities (Australia) Limited	22-Sep-2016	114,680.03 AUD		34,240 Common Stock
Credit Suisse Equities (Australia) Limited	22-Sep-2016	11,544.40 AUD		3,500 Common Stock
Credit Suisse Equities (Australia) Limited	22-Sep-2016	10,790.98 AUD		3,261 Common Stock
Credit Suisse Equities (Australia) Limited	22-Sep-2016	11,668.68 AUD		3,561 Common Stock
Credit Suisse Equities (Australia) Limited	22-Sep-2016	40,712.62 AUD		12,278 Common Stock
Credit Suisse Equities (Australia) Limited	22-Sep-2016	10,355.83 AUD		-3,222 Common Stock
Credit Suisse Equities (Australia) Limited	22-Sep-2016	55,474.16 AUD		-17,228 Common Stock
Credit Suisse Equities (Australia) Limited	22-Sep-2016	18,436.31 AUD		-5,740 Common Stock
Credit Suisse Equities (Australia) Limited	22-Sep-2016	24,481.47 AUD		-7,639 Common Stock
Credit Suisse Equities (Australia) Limited	22-Sep-2016	322.01 AUD		-100 Common Stock
Credit Suisse Equities (Australia) Limited	22-Sep-2016	5,877.24 AUD		-1,834 Common Stock
Credit Suisse Equities (Australia) Limited	22-Sep-2016	20,551.32 AUD		-6,343 Common Stock
Credit Suisse Equities (Australia) Limited	23-Sep-2016	6,950.00 AUD		2,000 Common Stock
Credit Suisse Equities (Australia) Limited	23-Sep-2016	57,828.42 AUD		17,109 Common Stock
Credit Suisse Equities (Australia) Limited	23-Sep-2016	77,908.36 AUD		22,285 Common Stock
Credit Suisse Equities (Australia) Limited	23-Sep-2016	257.66 AUD		74 Common Stock
Credit Suisse Equities (Australia) Limited	23-Sep-2016	37,297.51 AUD		10,698 Common Stock

Credit Suisse Equities (Australia) Limited	23-Sep-2016	11,727.24 AUD		3,364 Common Stock
Credit Suisse Equities (Australia) Limited	23-Sep-2016	11,161.89 AUD		3,201 Common Stock
Credit Suisse Equities (Australia) Limited	23-Sep-2016	21,669.18 AUD		6,411 Common Stock
Credit Suisse Equities (Australia) Limited	23-Sep-2016	40,220.07 AUD		11,529 Common Stock
Credit Suisse Equities (Australia) Limited	23-Sep-2016	3,226.77 AUD		-999 Common Stock
Credit Suisse Equities (Australia) Limited	23-Sep-2016	11,226.34 AUD		-3,475 Common Stock
Credit Suisse Equities (Australia) Limited	23-Sep-2016	121,165.81 AUD		-37,551 Common Stock
Credit Suisse Equities (Australia) Limited	23-Sep-2016	18,411.57 AUD		-5,700 Common Stock
Credit Suisse Equities (Australia) Limited	23-Sep-2016	798.10 AUD		-246 Common Stock
Credit Suisse Equities (Australia) Limited	23-Sep-2016	57,828.42 AUD		-17,109 Common Stock
Credit Suisse Equities (Australia) Limited	26-Sep-2016	8,484.73 AUD		2,438 Common Stock
Credit Suisse Equities (Australia) Limited	26-Sep-2016	14,987.19 AUD		4,311 Common Stock
Credit Suisse Equities (Australia) Limited	26-Sep-2016	391.88 AUD		112 Common Stock
Credit Suisse Equities (Australia) Limited	26-Sep-2016	18,484.32 AUD		5,295 Common Stock
Credit Suisse Equities (Australia) Limited	26-Sep-2016	14,300.80 AUD		4,100 Common Stock
Credit Suisse Equities (Australia) Limited	26-Sep-2016	334.97 AUD		-100 Common Stock
Credit Suisse Equities (Australia) Limited	26-Sep-2016	132,888.00 AUD		-40,000 Common Stock
Credit Suisse Equities (Australia) Limited	26-Sep-2016	3,014.96 AUD		-892 Common Stock
Credit Suisse Equities (Australia) Limited	26-Sep-2016	11,062.49 AUD		-3,315 Common Stock
Credit Suisse Equities (Australia) Limited	27-Sep-2016	41,327.70 AUD		11,910 Common Stock
Credit Suisse Equities (Australia) Limited	27-Sep-2016	3,564.23 AUD		1,025 Common Stock
Credit Suisse Equities (Australia) Limited	27-Sep-2016	24,505.46 AUD		7,042 Common Stock
Credit Suisse Equities (Australia) Limited	27-Sep-2016	24,129.57 AUD		6,930 Common Stock
Credit Suisse Equities (Australia) Limited	27-Sep-2016	1,870.55 AUD		539 Common Stock
Credit Suisse Equities (Australia) Limited	27-Sep-2016	1,662.98 AUD		-474 Common Stock
Credit Suisse Equities (Australia) Limited	27-Sep-2016	10,377.02 AUD		-2,968 Common Stock
Credit Suisse Equities (Australia) Limited	27-Sep-2016	7,779.94 AUD		-2,236 Common Stock
Credit Suisse Equities (Australia) Limited	27-Sep-2016	641,680.86 AUD		-184,513 Common Stock
Credit Suisse Equities (Australia) Limited	27-Sep-2016	41,327.70 AUD		-11,910 Common Stock
Credit Suisse Equities (Australia) Limited	27-Sep-2016	10,491.39 AUD		-2,989 Common Stock
Credit Suisse Equities (Australia) Limited	28-Sep-2016	10,114.91 AUD		2,907 Common Stock
Credit Suisse Equities (Australia) Limited	28-Sep-2016	43,750.00 AUD		12,500 Common Stock
Credit Suisse Equities (Australia) Limited	28-Sep-2016	201.26 AUD		-58 Common Stock
Credit Suisse Equities (Australia) Limited	28-Sep-2016	222,336.77 AUD		-63,945 Common Stock

Credit Suisse Equities (Australia) Limited	28-Sep-2016	1,380.85 AUD		-396 Common Stock
Credit Suisse Equities (Australia) Limited	29-Sep-2016	24,620.38 AUD		7,132 Common Stock
Credit Suisse Equities (Australia) Limited	29-Sep-2016	100.63 AUD		-29 Common Stock
Credit Suisse Equities (Australia) Limited	29-Sep-2016	3,563.82 AUD		-1,025 Common Stock
Credit Suisse Equities (Australia) Limited	29-Sep-2016	15,177.78 AUD		-4,374 Common Stock
Credit Suisse Equities (Australia) Limited	29-Sep-2016	144,567.84 AUD		-41,643 Common Stock
Credit Suisse Equities (Australia) Limited	30-Sep-2016	6,049.39 AUD		1,808 Common Stock
Credit Suisse Equities (Australia) Limited	30-Sep-2016	25,255.72 AUD		-7,276 Common Stock
Credit Suisse Equities (Australia) Limited	30-Sep-2016	479,926.25 AUD		-138,703 Common Stock
Credit Suisse Equities (Australia) Limited	30-Sep-2016	149,291.39 AUD		-43,179 Common Stock
Credit Suisse Equities (Australia) Limited	30-Sep-2016	43,000.00 AUD		-12,500 Common Stock
Credit Suisse Equities (Australia) Limited	03-Oct-2016	11,328.55 AUD		3,393 Common Stock
Credit Suisse Equities (Australia) Limited	03-Oct-2016	33,922.95 AUD		10,132 Common Stock
Credit Suisse Equities (Australia) Limited	04-Oct-2016	3,379.76 AUD		1,018 Common Stock
Credit Suisse Equities (Australia) Limited	04-Oct-2016	1,161.60 AUD		352 Common Stock
Credit Suisse Equities (Australia) Limited	04-Oct-2016	174,292.70 AUD		52,848 Common Stock
Credit Suisse Equities (Australia) Limited	04-Oct-2016	34,853.28 AUD		10,373 Common Stock
Credit Suisse Equities (Australia) Limited	04-Oct-2016	24.29 AUD		-7 Common Stock
Credit Suisse Equities (Australia) Limited	04-Oct-2016	34,853.28 AUD		-10,373 Common Stock
Credit Suisse Equities (Australia) Limited	04-Oct-2016	7,188.25 AUD		-2,087 Common Stock
Credit Suisse Equities (Australia) Limited	04-Oct-2016	465.60 AUD		-135 Common Stock
Credit Suisse Equities (Australia) Limited	05-Oct-2016	6,053.18 AUD		-1,808 Common Stock
Credit Suisse Equities (Australia) Limited	05-Oct-2016	34,191.89 AUD		-10,242 Common Stock
Credit Suisse Equities (Australia) Limited	05-Oct-2016	47,160.93 AUD		-14,123 Common Stock
Credit Suisse Equities (Australia) Limited	06-Oct-2016	289,112.39 AUD		92,165 Common Stock
Credit Suisse Equities (Australia) Limited	06-Oct-2016	54,720.00 AUD		18,000 Common Stock
Credit Suisse Equities (Australia) Limited	06-Oct-2016	3,192.32 AUD		1,019 Common Stock
Credit Suisse Equities (Australia) Limited	06-Oct-2016	45,638.76 AUD		-13,752 Common Stock
Credit Suisse Equities (Australia) Limited	06-Oct-2016	501.60 AUD		-152 Common Stock
Credit Suisse Equities (Australia) Limited	06-Oct-2016	132,600.31 AUD		-40,188 Common Stock
Credit Suisse Equities (Australia) Limited	06-Oct-2016	87,209.08 AUD		-26,431 Common Stock
Credit Suisse Equities (Australia) Limited	07-Oct-2016	917.72 AUD		296 Common Stock
Credit Suisse Equities (Australia) Limited	07-Oct-2016	41,615.04 AUD		13,400 Common Stock
Credit Suisse Equities (Australia) Limited	07-Oct-2016	2,252.32 AUD		746 Common Stock

Credit Suisse Equities (Australia) Limited	07-Oct-2016	16,848.00 AUD		5,616 Common Stock
Credit Suisse Equities (Australia) Limited	07-Oct-2016	72,692.16 AUD		23,679 Common Stock
Credit Suisse Equities (Australia) Limited	07-Oct-2016	113,243.30 AUD		37,146 Common Stock
Credit Suisse Equities (Australia) Limited	07-Oct-2016	33,410.30 AUD		11,000 Common Stock
Credit Suisse Equities (Australia) Limited	10-Oct-2016	416,609.46 AUD		142,831 Common Stock
Credit Suisse Equities (Australia) Limited	10-Oct-2016	5.96 AUD		2 Common Stock
Credit Suisse Equities (Australia) Limited	10-Oct-2016	243,445.58 AUD		84,211 Common Stock
Credit Suisse Equities (Australia) Limited	10-Oct-2016	14,864.55 AUD		-4,894 Common Stock
Credit Suisse Equities (Australia) Limited	10-Oct-2016	460,874.25 AUD		-150,859 Common Stock
Credit Suisse Equities (Australia) Limited	10-Oct-2016	373,713.43 AUD		-124,700 Common Stock
Credit Suisse Equities (Australia) Limited	11-Oct-2016	55,240.64 AUD		20,384 Common Stock
Credit Suisse Equities (Australia) Limited	11-Oct-2016	144,504.02 AUD		52,385 Common Stock
Credit Suisse Equities (Australia) Limited	11-Oct-2016	79,763.87 AUD		28,901 Common Stock
Credit Suisse Equities (Australia) Limited	11-Oct-2016	1,208.43 AUD		442 Common Stock
Credit Suisse Equities (Australia) Limited	11-Oct-2016	194,656.51 AUD		71,110 Common Stock
Credit Suisse Equities (Australia) Limited	11-Oct-2016	18,919.30 AUD		-6,118 Common Stock
Credit Suisse Equities (Australia) Limited	11-Oct-2016	577.92 AUD		-192 Common Stock
Credit Suisse Equities (Australia) Limited	11-Oct-2016	34.31 AUD		-11 Common Stock
Credit Suisse Equities (Australia) Limited	11-Oct-2016	24.96 AUD		-8 Common Stock
Credit Suisse Equities (Australia) Limited	11-Oct-2016	12,491.32 AUD		-4,078 Common Stock
Credit Suisse Equities (Australia) Limited	11-Oct-2016	1,261,351.00 AUD		-415,000 Common Stock
Credit Suisse Equities (Australia) Limited	11-Oct-2016	21,682.44 AUD		-6,920 Common Stock
Credit Suisse Equities (Australia) Limited	11-Oct-2016	148,230.63 AUD		-47,923 Common Stock
Credit Suisse Equities (Australia) Limited	12-Oct-2016	134,294.63 AUD		49,998 Common Stock
Credit Suisse Equities (Australia) Limited	12-Oct-2016	22,885.61 AUD		8,541 Common Stock
Credit Suisse Equities (Australia) Limited	12-Oct-2016	9,930.16 AUD		3,690 Common Stock
Credit Suisse Equities (Australia) Limited	12-Oct-2016	2,009.30 AUD		733 Common Stock
Credit Suisse Equities (Australia) Limited	12-Oct-2016	51,888.06 AUD		19,425 Common Stock
Credit Suisse Equities (Australia) Limited	12-Oct-2016	2,362.08 AUD		888 Common Stock
Credit Suisse Equities (Australia) Limited	12-Oct-2016	880,320.00 AUD		-300,000 Common Stock
Credit Suisse Equities (Australia) Limited	12-Oct-2016	347,278.00 AUD		-118,691 Common Stock
Credit Suisse Equities (Australia) Limited	12-Oct-2016	88,828.05 AUD		-30,101 Common Stock
Credit Suisse Equities (Australia) Limited	12-Oct-2016	49,162.20 AUD		-16,519 Common Stock
Credit Suisse Equities (Australia) Limited	12-Oct-2016	80,671.41 AUD		-27,486 Common Stock

Credit Suisse Equities (Australia) Limited	12-Oct-2016	14,803.10 AUD		-5,018 Common Stock
Credit Suisse Equities (Australia) Limited	12-Oct-2016	163,547.18 AUD		-55,176 Common Stock
Credit Suisse Equities (Australia) Limited	13-Oct-2016	12,908.28 AUD		4,840 Common Stock
Credit Suisse Equities (Australia) Limited	13-Oct-2016	181.56 AUD		68 Common Stock
Credit Suisse Equities (Australia) Limited	13-Oct-2016	178,491.91 AUD		-64,826 Common Stock
Credit Suisse Equities (Australia) Limited	13-Oct-2016	202,309.36 AUD		-73,086 Common Stock
Credit Suisse Equities (Australia) Limited	13-Oct-2016	9,312.02 AUD		-3,248 Common Stock
Credit Suisse Equities (Australia) Limited	13-Oct-2016	306,475.93 AUD		-112,098 Common Stock
Credit Suisse Equities (Australia) Limited	13-Oct-2016	981,708.11 AUD		-356,855 Common Stock
Credit Suisse Equities (Australia) Limited	13-Oct-2016	74,288.94 AUD		-27,243 Common Stock
Credit Suisse Equities (Australia) Limited	14-Oct-2016	15,164.94 AUD		5,815 Common Stock
Credit Suisse Equities (Australia) Limited	14-Oct-2016	19,117.02 AUD		7,268 Common Stock
Credit Suisse Equities (Australia) Limited	14-Oct-2016	29,703.63 AUD		11,323 Common Stock
Credit Suisse Equities (Australia) Limited	14-Oct-2016	38,576.52 AUD		14,765 Common Stock
Credit Suisse Equities (Australia) Limited	14-Oct-2016	27,400.00 AUD		-10,000 Common Stock
Credit Suisse Equities (Australia) Limited	14-Oct-2016	73,439.92 AUD		-27,485 Common Stock
Credit Suisse Equities (Australia) Limited	14-Oct-2016	327.34 AUD		-121 Common Stock
Credit Suisse Equities (Australia) Limited	14-Oct-2016	1,988.26 AUD		-733 Common Stock
Credit Suisse Equities (Australia) Limited	14-Oct-2016	456.45 AUD		-171 Common Stock
Credit Suisse Equities (Australia) Limited	14-Oct-2016	646,433.66 AUD		-239,624 Common Stock
Credit Suisse Equities (Australia) Limited	14-Oct-2016	4,252.83 AUD		-1,554 Common Stock
Credit Suisse Equities (Australia) Limited	14-Oct-2016	691.35 AUD		-259 Common Stock
Credit Suisse Equities (Australia) Limited	17-Oct-2016	386.90 AUD		146 Common Stock
Credit Suisse Equities (Australia) Limited	17-Oct-2016	196.67 AUD		75 Common Stock
Credit Suisse Equities (Australia) Limited	17-Oct-2016	5,464.16 AUD		2,080 Common Stock
Credit Suisse Equities (Australia) Limited	17-Oct-2016	29,343.89 AUD		11,092 Common Stock
Credit Suisse Equities (Australia) Limited	17-Oct-2016	2,729.61 AUD		1,035 Common Stock
Credit Suisse Equities (Australia) Limited	17-Oct-2016	1,129.41 AUD		-423 Common Stock
Credit Suisse Equities (Australia) Limited	17-Oct-2016	2,645.01 AUD		-1,003 Common Stock
Credit Suisse Equities (Australia) Limited	17-Oct-2016	4,287.04 AUD		-1,600 Common Stock
Credit Suisse Equities (Australia) Limited	17-Oct-2016	43,412.91 AUD		-16,265 Common Stock
Credit Suisse Equities (Australia) Limited	17-Oct-2016	73,654.30 AUD		-27,485 Common Stock
Credit Suisse Equities (Australia) Limited	18-Oct-2016	71,713.72 AUD		-27,486 Common Stock
Credit Suisse Equities (Australia) Limited	18-Oct-2016	320.89 AUD		-123 Common Stock

Credit Suisse Equities (Australia) Limited	18-Oct-2016	552.82 AUD		-211 Common Stock
Credit Suisse Equities (Australia) Limited	18-Oct-2016	688.94 AUD		-259 Common Stock
Credit Suisse Equities (Australia) Limited	19-Oct-2016	913.44 AUD		346 Common Stock
Credit Suisse Equities (Australia) Limited	19-Oct-2016	2,941.50 AUD		1,110 Common Stock
Credit Suisse Equities (Australia) Limited	19-Oct-2016	792.00 AUD		-300 Common Stock
Credit Suisse Equities (Australia) Limited	19-Oct-2016	72,744.65 AUD		-27,484 Common Stock
Credit Suisse Equities (Australia) Limited	19-Oct-2016	28,242.31 AUD		-10,635 Common Stock
Credit Suisse Equities (Australia) Limited	19-Oct-2016	1,638.44 AUD		-616 Common Stock
Credit Suisse Equities (Australia) Limited	19-Oct-2016	39,221.75 AUD		-14,765 Common Stock
Credit Suisse Equities (Australia) Limited	20-Oct-2016	21,809.75 AUD		8,166 Common Stock
Credit Suisse Equities (Australia) Limited	20-Oct-2016	15,873.02 AUD		-6,005 Common Stock
Credit Suisse Equities (Australia) Limited	20-Oct-2016	277.20 AUD		-105 Common Stock
Credit Suisse Equities (Australia) Limited	20-Oct-2016	72,153.09 AUD		-27,339 Common Stock
Credit Suisse Equities (Australia) Limited	21-Oct-2016	8,220.00 AUD		3,000 Common Stock
Credit Suisse Equities (Australia) Limited	21-Oct-2016	3,573.68 AUD		1,317 Common Stock
Credit Suisse Equities (Australia) Limited	21-Oct-2016	72,346.25 AUD		-27,483 Common Stock
Credit Suisse Equities (Australia) Limited	21-Oct-2016	136.76 AUD		-52 Common Stock
Credit Suisse Equities (Australia) Limited	21-Oct-2016	3,831.91 AUD		-1,457 Common Stock
Credit Suisse Equities (Australia) Limited	24-Oct-2016	73,701.95 AUD		-27,471 Common Stock
Credit Suisse Equities (Australia) Limited	24-Oct-2016	69.94 AUD		-26 Common Stock
Credit Suisse Equities (Australia) Limited	24-Oct-2016	683.76 AUD		-259 Common Stock
Credit Suisse Equities (Australia) Limited	25-Oct-2016	4,918.13 AUD		1,810 Common Stock
Credit Suisse Equities (Australia) Limited	25-Oct-2016	139,623.70 AUD		-51,554 Common Stock
Credit Suisse Equities (Australia) Limited	25-Oct-2016	1,352.29 AUD		-499 Common Stock
Credit Suisse Equities (Australia) Limited	25-Oct-2016	8,225.10 AUD		-3,000 Common Stock
Credit Suisse Equities (Australia) Limited	25-Oct-2016	19,736.78 AUD		-7,373 Common Stock
Credit Suisse Equities (Australia) Limited	25-Oct-2016	57,219.58 AUD		-21,101 Common Stock
Credit Suisse Equities (Australia) Limited	25-Oct-2016	72,881.01 AUD		-26,966 Common Stock
Credit Suisse Equities (Australia) Limited	26-Oct-2016	84,628.80 AUD		31,344 Common Stock
Credit Suisse Equities (Australia) Limited	26-Oct-2016	5,616.61 AUD		-2,110 Common Stock
Credit Suisse Equities (Australia) Limited	26-Oct-2016	5,436.19 AUD		-2,040 Common Stock
Credit Suisse Equities (Australia) Limited	26-Oct-2016	61,929.24 AUD		-23,322 Common Stock
Credit Suisse Equities (Australia) Limited	26-Oct-2016	21,697.41 AUD		-8,156 Common Stock
Credit Suisse Equities (Australia) Limited	26-Oct-2016	15.96 AUD		-6 Common Stock

Credit Suisse Equities (Australia) Limited	27-Oct-2016	155,555.00 AUD		58,700 Common Stock
Credit Suisse Equities (Australia) Limited	27-Oct-2016	4,898.77 AUD		-1,810 Common Stock
Credit Suisse Equities (Australia) Limited	27-Oct-2016	8.10 AUD		-3 Common Stock
Credit Suisse Equities (Australia) Limited	27-Oct-2016	46,422.86 AUD		-17,134 Common Stock
Credit Suisse Equities (Australia) Limited	28-Oct-2016	407.36 AUD		152 Common Stock
Credit Suisse Equities (Australia) Limited	28-Oct-2016	39,939.12 AUD		-15,060 Common Stock
Credit Suisse Equities (Australia) Limited	28-Oct-2016	46,475.10 AUD		-17,213 Common Stock
Credit Suisse Equities (Australia) Limited	28-Oct-2016	15,346.11 AUD		-5,784 Common Stock
Credit Suisse Equities (Australia) Limited	28-Oct-2016	72,736.81 AUD		-27,480 Common Stock
Credit Suisse Equities (Australia) Limited	28-Oct-2016	84,628.80 AUD		-31,344 Common Stock
Credit Suisse Equities (Australia) Limited	28-Oct-2016	94,623.55 AUD		-35,707 Common Stock
Credit Suisse Equities (Australia) Limited	28-Oct-2016	13,302.00 AUD		-5,020 Common Stock
Credit Suisse Equities (Australia) Limited	31-Oct-2016	333.38 AUD		125 Common Stock
Credit Suisse Equities (Australia) Limited	31-Oct-2016	3,934.24 AUD		1,468 Common Stock
Credit Suisse Equities (Australia) Limited	31-Oct-2016	2.70 AUD		-1 Common Stock
Credit Suisse Equities (Australia) Limited	31-Oct-2016	19,078.06 AUD		-7,088 Common Stock
Credit Suisse Equities (Australia) Limited	31-Oct-2016	36,759.87 AUD		-13,638 Common Stock
Credit Suisse Equities (Australia) Limited	31-Oct-2016	155,555.00 AUD		-58,700 Common Stock
Credit Suisse Equities (Australia) Limited	31-Oct-2016	73,942.07 AUD		-27,450 Common Stock
Credit Suisse Equities (Australia) Limited	31-Oct-2016	136,771.80 AUD		-51,612 Common Stock
Credit Suisse Equities (Australia) Limited	01-Nov-2016	4,952.97 AUD		1,828 Common Stock
Credit Suisse Equities (Australia) Limited	01-Nov-2016	10.92 AUD		4 Common Stock
Credit Suisse Equities (Australia) Limited	01-Nov-2016	15,168.82 AUD		5,616 Common Stock
Credit Suisse Equities (Australia) Limited	02-Nov-2016	6,277.50 AUD		2,250 Common Stock
Credit Suisse Equities (Australia) Limited	02-Nov-2016	71,060.78 AUD		25,770 Common Stock
Credit Suisse Equities (Australia) Limited	02-Nov-2016	3,560.98 AUD		1,265 Common Stock
Credit Suisse Equities (Australia) Limited	02-Nov-2016	2.68 AUD		-1 Common Stock
Credit Suisse Equities (Australia) Limited	02-Nov-2016	90,519.78 AUD		-33,800 Common Stock
Credit Suisse Equities (Australia) Limited	02-Nov-2016	73,648.81 AUD		-27,485 Common Stock
Credit Suisse Equities (Australia) Limited	02-Nov-2016	9,936.72 AUD		-3,704 Common Stock
Credit Suisse Equities (Australia) Limited	02-Nov-2016	62,311.53 AUD		-23,165 Common Stock
Credit Suisse Equities (Australia) Limited	03-Nov-2016	19,932.28 AUD		7,036 Common Stock
Credit Suisse Equities (Australia) Limited	03-Nov-2016	3,317.47 AUD		-1,238 Common Stock
Credit Suisse Equities (Australia) Limited	03-Nov-2016	3,447.29 AUD		-1,295 Common Stock

Credit Suisse Equities (Australia) Limited	03-Nov-2016	37,773.68 AUD		-14,121 Common Stock
Credit Suisse Equities (Australia) Limited	03-Nov-2016	42,998.69 AUD		-15,906 Common Stock
Credit Suisse Equities (Australia) Limited	03-Nov-2016	72,244.74 AUD		-26,585 Common Stock
Credit Suisse Equities (Australia) Limited	03-Nov-2016	52,359.78 AUD		-19,606 Common Stock
Credit Suisse Equities (Australia) Limited	03-Nov-2016	14,566.80 AUD		-5,459 Common Stock
Credit Suisse Equities (Australia) Limited	04-Nov-2016	5,062.54 AUD		1,788 Common Stock
Credit Suisse Equities (Australia) Limited	04-Nov-2016	75.14 AUD		26 Common Stock
Credit Suisse Equities (Australia) Limited	04-Nov-2016	10.84 AUD		-4 Common Stock
Credit Suisse Equities (Australia) Limited	04-Nov-2016	61,531.59 AUD		-21,945 Common Stock
Credit Suisse Equities (Australia) Limited	04-Nov-2016	27,226.47 AUD		-9,753 Common Stock
Credit Suisse Equities (Australia) Limited	07-Nov-2016	16,225.02 AUD		5,765 Common Stock
Credit Suisse Equities (Australia) Limited	07-Nov-2016	8,422.03 AUD		2,970 Common Stock
Credit Suisse Equities (Australia) Limited	07-Nov-2016	72,069.21 AUD		-24,909 Common Stock
Credit Suisse Equities (Australia) Limited	07-Nov-2016	46,762.78 AUD		-16,612 Common Stock
Credit Suisse Equities (Australia) Limited	07-Nov-2016	5,234.11 AUD		-1,872 Common Stock
Credit Suisse Equities (Australia) Limited	07-Nov-2016	17,086.04 AUD		-5,993 Common Stock
Credit Suisse Equities (Australia) Limited	08-Nov-2016	30,140.50 AUD		10,656 Common Stock
Credit Suisse Equities (Australia) Limited	08-Nov-2016	7,052.87 AUD		2,480 Common Stock
Credit Suisse Equities (Australia) Limited	08-Nov-2016	10,139.14 AUD		3,584 Common Stock
Credit Suisse Equities (Australia) Limited	08-Nov-2016	2,884.25 AUD		1,020 Common Stock
Credit Suisse Equities (Australia) Limited	08-Nov-2016	567,411.39 AUD		207,843 Common Stock
Credit Suisse Equities (Australia) Limited	08-Nov-2016	77,367.66 AUD		-27,487 Common Stock
Credit Suisse Equities (Australia) Limited	08-Nov-2016	13,943.66 AUD		-4,925 Common Stock
Credit Suisse Equities (Australia) Limited	08-Nov-2016	96,715.71 AUD		-35,427 Common Stock
Credit Suisse Equities (Australia) Limited	08-Nov-2016	20.30 AUD		-7 Common Stock
Credit Suisse Equities (Australia) Limited	08-Nov-2016	60,677.30 AUD		-21,500 Common Stock
Credit Suisse Equities (Australia) Limited	09-Nov-2016	3,116.29 AUD		1,109 Common Stock
Credit Suisse Equities (Australia) Limited	09-Nov-2016	10,238.28 AUD		3,617 Common Stock
Credit Suisse Equities (Australia) Limited	09-Nov-2016	5,550.04 AUD		1,942 Common Stock
Credit Suisse Equities (Australia) Limited	09-Nov-2016	21,183.43 AUD		7,506 Common Stock
Credit Suisse Equities (Australia) Limited	09-Nov-2016	446.41 AUD		-158 Common Stock
Credit Suisse Equities (Australia) Limited	10-Nov-2016	62,782.07 AUD		21,873 Common Stock
Credit Suisse Equities (Australia) Limited	10-Nov-2016	28,622.03 AUD		9,852 Common Stock
Credit Suisse Equities (Australia) Limited	10-Nov-2016	63,817.73 AUD		21,760 Common Stock

Credit Suisse Equities (Australia) Limited	10-Nov-2016	2,930.00 AUD		1,000 Common Stock
Credit Suisse Equities (Australia) Limited	10-Nov-2016	153,230.00 AUD		54,725 Common Stock
Credit Suisse Equities (Australia) Limited	10-Nov-2016	10,286.62 AUD		3,571 Common Stock
Credit Suisse Equities (Australia) Limited	10-Nov-2016	333.01 AUD		-118 Common Stock
Credit Suisse Equities (Australia) Limited	10-Nov-2016	153,230.00 AUD		-54,725 Common Stock
Credit Suisse Equities (Australia) Limited	10-Nov-2016	24,307.78 AUD		-8,603 Common Stock
Credit Suisse Equities (Australia) Limited	11-Nov-2016	391,098.96 AUD		77,599 Common Stock
Credit Suisse Equities (Australia) Limited	11-Nov-2016	41,266.53 AUD		14,727 Common Stock
Credit Suisse Equities (Australia) Limited	11-Nov-2016	391,098.96 AUD		77,599 Common Stock
Credit Suisse Equities (Australia) Limited	11-Nov-2016	222,709.13 AUD		77,599 Common Stock
Credit Suisse Equities (Australia) Limited	11-Nov-2016	9,754.50 AUD		3,484 Common Stock
Credit Suisse Equities (Australia) Limited	11-Nov-2016	59,981.69 AUD		21,393 Common Stock
Credit Suisse Equities (Australia) Limited	11-Nov-2016	17,192.90 AUD		-6,132 Common Stock
Credit Suisse Equities (Australia) Limited	11-Nov-2016	391,098.96 AUD		-77,599 Common Stock
Credit Suisse Equities (Australia) Limited	11-Nov-2016	26,257.99 AUD		-9,399 Common Stock
Credit Suisse Equities (Australia) Limited	11-Nov-2016	83,055.80 AUD		-29,245 Common Stock
Credit Suisse Equities (Australia) Limited	14-Nov-2016	7,855.26 AUD		2,782 Common Stock
Credit Suisse Equities (Australia) Limited	14-Nov-2016	61,002.81 AUD		21,555 Common Stock
Credit Suisse Equities (Australia) Limited	14-Nov-2016	1,045.04 AUD		366 Common Stock
Credit Suisse Equities (Australia) Limited	14-Nov-2016	22,447.90 AUD		7,924 Common Stock
Credit Suisse Equities (Australia) Limited	14-Nov-2016	192,710.00 AUD		-68,825 Common Stock
Credit Suisse Equities (Australia) Limited	14-Nov-2016	43,581.98 AUD		-15,231 Common Stock
Credit Suisse Equities (Australia) Limited	14-Nov-2016	42,154.29 AUD		-14,712 Common Stock
Credit Suisse Equities (Australia) Limited	14-Nov-2016	2,917.50 AUD		-1,000 Common Stock
Credit Suisse Equities (Australia) Limited	14-Nov-2016	34,529.59 AUD		-12,083 Common Stock
Credit Suisse Equities (Australia) Limited	15-Nov-2016	80,424.78 AUD		27,968 Common Stock
Credit Suisse Equities (Australia) Limited	15-Nov-2016	1,079.12 AUD		376 Common Stock
Credit Suisse Equities (Australia) Limited	15-Nov-2016	35,775.67 AUD		12,478 Common Stock
Credit Suisse Equities (Australia) Limited	15-Nov-2016	39,423.37 AUD		13,638 Common Stock
Credit Suisse Equities (Australia) Limited	15-Nov-2016	33,266.43 AUD		-11,869 Common Stock
Credit Suisse Equities (Australia) Limited	15-Nov-2016	44,949.32 AUD		-16,031 Common Stock
Credit Suisse Equities (Australia) Limited	15-Nov-2016	222,709.13 AUD		-77,599 Common Stock
Credit Suisse Equities (Australia) Limited	15-Nov-2016	391,098.96 AUD		-77,599 Common Stock
Credit Suisse Equities (Australia) Limited	15-Nov-2016	98,745.22 AUD		-34,406 Common Stock

Credit Suisse Equities (Australia) Limited	16-Nov-2016	27,733.66 AUD		9,563 Common Stock
Credit Suisse Equities (Australia) Limited	16-Nov-2016	159,485.60 AUD		55,537 Common Stock
Credit Suisse Equities (Australia) Limited	16-Nov-2016	8,252.25 AUD		2,885 Common Stock
Credit Suisse Equities (Australia) Limited	16-Nov-2016	70,203.21 AUD		24,076 Common Stock
Credit Suisse Equities (Australia) Limited	16-Nov-2016	40,339.10 AUD		-14,327 Common Stock
Credit Suisse Equities (Australia) Limited	16-Nov-2016	25.29 AUD		-9 Common Stock
Credit Suisse Equities (Australia) Limited	17-Nov-2016	92,199.74 AUD		32,760 Common Stock
Credit Suisse Equities (Australia) Limited	17-Nov-2016	14,214.11 AUD		5,041 Common Stock
Credit Suisse Equities (Australia) Limited	17-Nov-2016	106.78 AUD		-38 Common Stock
Credit Suisse Equities (Australia) Limited	17-Nov-2016	43,563.05 AUD		-15,218 Common Stock
Credit Suisse Equities (Australia) Limited	18-Nov-2016	16,031.53 AUD		5,728 Common Stock
Credit Suisse Equities (Australia) Limited	18-Nov-2016	109,017.35 AUD		39,010 Common Stock
Credit Suisse Equities (Australia) Limited	18-Nov-2016	1,189.27 AUD		-415 Common Stock
Credit Suisse Equities (Australia) Limited	18-Nov-2016	53,827.09 AUD		-18,797 Common Stock
Credit Suisse Equities (Australia) Limited	18-Nov-2016	3,108.82 AUD		-1,087 Common Stock
Credit Suisse Equities (Australia) Limited	21-Nov-2016	105,854.17 AUD		38,578 Common Stock
Credit Suisse Equities (Australia) Limited	21-Nov-2016	14,435.27 AUD		5,237 Common Stock
Credit Suisse Equities (Australia) Limited	21-Nov-2016	54,060.15 AUD		-19,205 Common Stock
Credit Suisse Equities (Australia) Limited	21-Nov-2016	82,648.25 AUD		-29,385 Common Stock
Credit Suisse Equities (Australia) Limited	21-Nov-2016	5,568.79 AUD		-1,973 Common Stock
Credit Suisse Equities (Australia) Limited	21-Nov-2016	48,159.02 AUD		-17,091 Common Stock
Credit Suisse Equities (Australia) Limited	22-Nov-2016	132,606.67 AUD		46,319 Common Stock
Credit Suisse Equities (Australia) Limited	22-Nov-2016	40,278.04 AUD		14,067 Common Stock
Credit Suisse Equities (Australia) Limited	22-Nov-2016	85,894.52 AUD		30,032 Common Stock
Credit Suisse Equities (Australia) Limited	22-Nov-2016	17,171.21 AUD		6,036 Common Stock
Credit Suisse Equities (Australia) Limited	22-Nov-2016	33,031.11 AUD		11,532 Common Stock
Credit Suisse Equities (Australia) Limited	22-Nov-2016	6,454.39 AUD		-2,311 Common Stock
Credit Suisse Equities (Australia) Limited	22-Nov-2016	14,127.80 AUD		-5,065 Common Stock
Credit Suisse Equities (Australia) Limited	22-Nov-2016	66,468.31 AUD		-23,782 Common Stock
Credit Suisse Equities (Australia) Limited	22-Nov-2016	9,254.47 AUD		-3,325 Common Stock
Credit Suisse Equities (Australia) Limited	23-Nov-2016	98,178.02 AUD		33,221 Common Stock
Credit Suisse Equities (Australia) Limited	23-Nov-2016	62,517.78 AUD		21,419 Common Stock
Credit Suisse Equities (Australia) Limited	23-Nov-2016	118,388.40 AUD		39,000 Common Stock
Credit Suisse Equities (Australia) Limited	23-Nov-2016	40,064.33 AUD		13,811 Common Stock

Credit Suisse Equities (Australia) Limited	23-Nov-2016	16,906.22 AUD		-6,135 Common Stock
Credit Suisse Equities (Australia) Limited	23-Nov-2016	47,248.76 AUD		-17,197 Common Stock
Credit Suisse Equities (Australia) Limited	23-Nov-2016	17,125.75 AUD		-6,228 Common Stock
Credit Suisse Equities (Australia) Limited	23-Nov-2016	32,456.30 AUD		-11,798 Common Stock
Credit Suisse Equities (Australia) Limited	24-Nov-2016	1,063.04 AUD		352 Common Stock
Credit Suisse Equities (Australia) Limited	24-Nov-2016	68,148.23 AUD		22,789 Common Stock
Credit Suisse Equities (Australia) Limited	24-Nov-2016	35,323.86 AUD		-12,351 Common Stock
Credit Suisse Equities (Australia) Limited	25-Nov-2016	28,885.18 AUD		9,918 Common Stock
Credit Suisse Equities (Australia) Limited	25-Nov-2016	43,513.12 AUD		14,935 Common Stock
Credit Suisse Equities (Australia) Limited	25-Nov-2016	893.32 AUD		308 Common Stock
Credit Suisse Equities (Australia) Limited	25-Nov-2016	58,786.11 AUD		-20,216 Common Stock
Credit Suisse Equities (Australia) Limited	25-Nov-2016	3,437.94 AUD		-1,163 Common Stock
Credit Suisse Equities (Australia) Limited	25-Nov-2016	752.27 AUD		-264 Common Stock
Credit Suisse Equities (Australia) Limited	25-Nov-2016	12,666.58 AUD		-4,482 Common Stock
Credit Suisse Equities (Australia) Limited	28-Nov-2016	36,326.78 AUD		12,483 Common Stock
Credit Suisse Equities (Australia) Limited	28-Nov-2016	5,520.22 AUD		1,903 Common Stock
Credit Suisse Equities (Australia) Limited	28-Nov-2016	116,961.00 AUD		-39,000 Common Stock
Credit Suisse Equities (Australia) Limited	28-Nov-2016	98,482.46 AUD		-33,090 Common Stock
Credit Suisse Equities (Australia) Limited	28-Nov-2016	75,962.60 AUD		-25,562 Common Stock
Credit Suisse Equities (Australia) Limited	28-Nov-2016	19,308.61 AUD		-6,494 Common Stock
Credit Suisse Equities (Australia) Limited	28-Nov-2016	91,069.90 AUD		-30,585 Common Stock
Credit Suisse Equities (Australia) Limited	29-Nov-2016	41,142.46 AUD		15,049 Common Stock
Credit Suisse Equities (Australia) Limited	29-Nov-2016	99,635.30 AUD		34,357 Common Stock
Credit Suisse Equities (Australia) Limited	29-Nov-2016	131,274.53 AUD		48,439 Common Stock
Credit Suisse Equities (Australia) Limited	29-Nov-2016	6,282.06 AUD		2,204 Common Stock
Credit Suisse Equities (Australia) Limited	29-Nov-2016	52,472.71 AUD		-18,030 Common Stock
Credit Suisse Equities (Australia) Limited	29-Nov-2016	36,467.88 AUD		-12,489 Common Stock
Credit Suisse Equities (Australia) Limited	29-Nov-2016	42,738.23 AUD		-14,664 Common Stock
Credit Suisse Equities (Australia) Limited	29-Nov-2016	12,524.21 AUD		-4,304 Common Stock
Credit Suisse Equities (Australia) Limited	29-Nov-2016	49,434.84 AUD		-16,978 Common Stock
Credit Suisse Equities (Australia) Limited	30-Nov-2016	16,830.92 AUD		6,221 Common Stock
Credit Suisse Equities (Australia) Limited	30-Nov-2016	30,451.77 AUD		10,946 Common Stock
Credit Suisse Equities (Australia) Limited	30-Nov-2016	9,115.27 AUD		3,437 Common Stock
Credit Suisse Equities (Australia) Limited	30-Nov-2016	5,491.51 AUD		-1,889 Common Stock

Credit Suisse Equities (Australia) Limited	30-Nov-2016	135,982.99 AUD		-46,659 Common Stock
Credit Suisse Equities (Australia) Limited	30-Nov-2016	18,624.68 AUD		-6,384 Common Stock
Credit Suisse Equities (Australia) Limited	30-Nov-2016	48,436.40 AUD		-16,666 Common Stock
Credit Suisse Equities (Australia) Limited	30-Nov-2016	33,029.80 AUD		-11,317 Common Stock
Credit Suisse Equities (Australia) Limited	01-Dec-2016	2,739.98 AUD		1,050 Common Stock
Credit Suisse Equities (Australia) Limited	01-Dec-2016	37,196.33 AUD		14,039 Common Stock
Credit Suisse Equities (Australia) Limited	01-Dec-2016	149,721.62 AUD		-55,352 Common Stock
Credit Suisse Equities (Australia) Limited	01-Dec-2016	38,259.70 AUD		-13,193 Common Stock
Credit Suisse Equities (Australia) Limited	01-Dec-2016	36,467.50 AUD		-12,575 Common Stock
Credit Suisse Equities (Australia) Limited	01-Dec-2016	24,908.10 AUD		-8,589 Common Stock
Credit Suisse Equities (Australia) Limited	01-Dec-2016	24.39 AUD		-9 Common Stock
Credit Suisse Equities (Australia) Limited	01-Dec-2016	105,243.20 AUD		-38,280 Common Stock
Credit Suisse Equities (Australia) Limited	01-Dec-2016	12,512.94 AUD		-4,584 Common Stock
Credit Suisse Equities (Australia) Limited	01-Dec-2016	79,290.90 AUD		-29,135 Common Stock
Credit Suisse Equities (Australia) Limited	02-Dec-2016	9,704.70 AUD		3,699 Common Stock
Credit Suisse Equities (Australia) Limited	02-Dec-2016	125.76 AUD		48 Common Stock
Credit Suisse Equities (Australia) Limited	02-Dec-2016	64,470.39 AUD		24,592 Common Stock
Credit Suisse Equities (Australia) Limited	02-Dec-2016	7,191.01 AUD		2,728 Common Stock
Credit Suisse Equities (Australia) Limited	02-Dec-2016	224,963.48 AUD		-85,017 Common Stock
Credit Suisse Equities (Australia) Limited	02-Dec-2016	10,040.46 AUD		-3,791 Common Stock
Credit Suisse Equities (Australia) Limited	02-Dec-2016	206,065.26 AUD		-77,178 Common Stock
Credit Suisse Equities (Australia) Limited	02-Dec-2016	230,928.00 AUD		-85,000 Common Stock
Credit Suisse Equities (Australia) Limited	02-Dec-2016	31,267.37 AUD		-11,783 Common Stock
Credit Suisse Equities (Australia) Limited	05-Dec-2016	69,145.21 AUD		26,840 Common Stock
Credit Suisse Equities (Australia) Limited	05-Dec-2016	5,148.96 AUD		1,979 Common Stock
Credit Suisse Equities (Australia) Limited	05-Dec-2016	85,308.62 AUD		-32,118 Common Stock
Credit Suisse Equities (Australia) Limited	05-Dec-2016	6,313.89 AUD		-2,374 Common Stock
Credit Suisse Equities (Australia) Limited	06-Dec-2016	40,150.50 AUD		15,000 Common Stock
Credit Suisse Equities (Australia) Limited	06-Dec-2016	2,564.59 AUD		-979 Common Stock
Credit Suisse Equities (Australia) Limited	06-Dec-2016	76,934.20 AUD		-29,390 Common Stock
Credit Suisse Equities (Australia) Limited	06-Dec-2016	6,751.74 AUD		-2,577 Common Stock
Credit Suisse Equities (Australia) Limited	07-Dec-2016	99,151.44 AUD		33,817 Common Stock
Credit Suisse Equities (Australia) Limited	07-Dec-2016	44,867.86 AUD		16,334 Common Stock
Credit Suisse Equities (Australia) Limited	07-Dec-2016	9,731.45 AUD		-3,820 Common Stock

Credit Suisse Equities (Australia) Limited	07-Dec-2016	11,031.25 AUD		-4,249 Common Stock
Credit Suisse Equities (Australia) Limited	07-Dec-2016	170,185.59 AUD		-66,910 Common Stock
Credit Suisse Equities (Australia) Limited	07-Dec-2016	27,202.56 AUD		-10,752 Common Stock
Credit Suisse Equities (Australia) Limited	07-Dec-2016	4,349.07 AUD		-1,719 Common Stock
Credit Suisse Equities (Australia) Limited	07-Dec-2016	68,847.28 AUD		-26,840 Common Stock
Credit Suisse Equities (Australia) Limited	08-Dec-2016	162,280.38 AUD		60,786 Common Stock
Credit Suisse Equities (Australia) Limited	08-Dec-2016	40,755.00 AUD		-15,000 Common Stock
Credit Suisse Equities (Australia) Limited	08-Dec-2016	270,252.63 AUD		-100,694 Common Stock
Credit Suisse Equities (Australia) Limited	09-Dec-2016	17,077.28 AUD		6,390 Common Stock
Credit Suisse Equities (Australia) Limited	09-Dec-2016	302,419.74 AUD		113,423 Common Stock
Credit Suisse Equities (Australia) Limited	09-Dec-2016	81,546.88 AUD		-28,740 Common Stock
Credit Suisse Equities (Australia) Limited	09-Dec-2016	279,600.00 AUD		-100,000 Common Stock
Credit Suisse Equities (Australia) Limited	09-Dec-2016	25,251.79 AUD		-8,988 Common Stock
Credit Suisse Equities (Australia) Limited	09-Dec-2016	26,230.67 AUD		-9,401 Common Stock
Credit Suisse Equities (Australia) Limited	09-Dec-2016	9,522.78 AUD		-3,314 Common Stock
Credit Suisse Equities (Australia) Limited	12-Dec-2016	1,927.44 AUD		-693 Common Stock
Credit Suisse Equities (Australia) Limited	13-Dec-2016	218,684.36 AUD		89,001 Common Stock
Credit Suisse Equities (Australia) Limited	13-Dec-2016	36,828.56 AUD		13,742 Common Stock
Credit Suisse Equities (Australia) Limited	13-Dec-2016	5,590.04 AUD		2,291 Common Stock
Credit Suisse Equities (Australia) Limited	13-Dec-2016	10,530.34 AUD		4,312 Common Stock
Credit Suisse Equities (Australia) Limited	13-Dec-2016	328,412.51 AUD		133,333 Common Stock
Credit Suisse Equities (Australia) Limited	13-Dec-2016	34,835.97 AUD		13,742 Common Stock
Credit Suisse Equities (Australia) Limited	13-Dec-2016	350,614.72 AUD		142,968 Common Stock
Credit Suisse Equities (Australia) Limited	13-Dec-2016	50,257.10 AUD		-18,883 Common Stock
Credit Suisse Equities (Australia) Limited	14-Dec-2016	19,010.88 AUD		7,872 Common Stock
Credit Suisse Equities (Australia) Limited	14-Dec-2016	5,658.77 AUD		2,291 Common Stock
Credit Suisse Equities (Australia) Limited	14-Dec-2016	976,640.00 AUD		400,000 Common Stock
Credit Suisse Equities (Australia) Limited	14-Dec-2016	82,511.10 AUD		34,210 Common Stock
Credit Suisse Equities (Australia) Limited	14-Dec-2016	141,696.33 AUD		58,654 Common Stock
Credit Suisse Equities (Australia) Limited	14-Dec-2016	21,422.76 AUD		8,759 Common Stock
Credit Suisse Equities (Australia) Limited	15-Dec-2016	37,805.48 AUD		15,860 Common Stock
Credit Suisse Equities (Australia) Limited	15-Dec-2016	90,692.13 AUD		38,042 Common Stock
Credit Suisse Equities (Australia) Limited	15-Dec-2016	992.75 AUD		418 Common Stock
Credit Suisse Equities (Australia) Limited	15-Dec-2016	106,605.60 AUD		44,419 Common Stock

Credit Suisse Equities (Australia) Limited	15-Dec-2016	95,505.99 AUD		-38,704 Common Stock
Credit Suisse Equities (Australia) Limited	15-Dec-2016	13,181.16 AUD		-5,386 Common Stock
Credit Suisse Equities (Australia) Limited	15-Dec-2016	267,368.55 AUD		-109,001 Common Stock
Credit Suisse Equities (Australia) Limited	15-Dec-2016	36,828.56 AUD		-13,742 Common Stock
Credit Suisse Equities (Australia) Limited	15-Dec-2016	646.60 AUD		-265 Common Stock
Credit Suisse Equities (Australia) Limited	15-Dec-2016	43,197.28 AUD		-17,698 Common Stock
Credit Suisse Equities (Australia) Limited	16-Dec-2016	10,674.13 AUD		4,314 Common Stock
Credit Suisse Equities (Australia) Limited	16-Dec-2016	1,234,674.48 AUD		487,763 Common Stock
Credit Suisse Equities (Australia) Limited	16-Dec-2016	27,469.28 AUD		10,982 Common Stock
Credit Suisse Equities (Australia) Limited	16-Dec-2016	527.50 AUD		211 Common Stock
Credit Suisse Equities (Australia) Limited	16-Dec-2016	849.29 AUD		338 Common Stock
Credit Suisse Equities (Australia) Limited	16-Dec-2016	7,731.10 AUD		-3,130 Common Stock
Credit Suisse Equities (Australia) Limited	16-Dec-2016	19,213.98 AUD		-7,872 Common Stock
Credit Suisse Equities (Australia) Limited	16-Dec-2016	6,445.13 AUD		-2,680 Common Stock
Credit Suisse Equities (Australia) Limited	16-Dec-2016	41,307.07 AUD		-17,017 Common Stock
Credit Suisse Equities (Australia) Limited	19-Dec-2016	28,537.37 AUD		11,067 Common Stock
Credit Suisse Equities (Australia) Limited	19-Dec-2016	29,619.25 AUD		11,483 Common Stock
Credit Suisse Equities (Australia) Limited	19-Dec-2016	30,439.89 AUD		11,854 Common Stock
Credit Suisse Equities (Australia) Limited	19-Dec-2016	78,591.98 AUD		30,475 Common Stock
Credit Suisse Equities (Australia) Limited	19-Dec-2016	1,033,320.00 AUD		400,000 Common Stock
Credit Suisse Equities (Australia) Limited	19-Dec-2016	14,547.05 AUD		-6,079 Common Stock
Credit Suisse Equities (Australia) Limited	19-Dec-2016	992.67 AUD		-418 Common Stock
Credit Suisse Equities (Australia) Limited	19-Dec-2016	62,645.95 AUD		-26,292 Common Stock
Credit Suisse Equities (Australia) Limited	19-Dec-2016	953,800.00 AUD		-400,000 Common Stock
Credit Suisse Equities (Australia) Limited	19-Dec-2016	180,143.82 AUD		-75,532 Common Stock
Credit Suisse Equities (Australia) Limited	20-Dec-2016	69,383.83 AUD		26,241 Common Stock
Credit Suisse Equities (Australia) Limited	20-Dec-2016	3,572.55 AUD		1,346 Common Stock
Credit Suisse Equities (Australia) Limited	20-Dec-2016	795,720.00 AUD		300,000 Common Stock
Credit Suisse Equities (Australia) Limited	20-Dec-2016	138,626.89 AUD		52,186 Common Stock
Credit Suisse Equities (Australia) Limited	20-Dec-2016	7,354.35 AUD		2,770 Common Stock
Credit Suisse Equities (Australia) Limited	20-Dec-2016	7.98 AUD		3 Common Stock
Credit Suisse Equities (Australia) Limited	20-Dec-2016	13,843.75 AUD		5,165 Common Stock
Credit Suisse Equities (Australia) Limited	20-Dec-2016	4,020,000.00 AUD		1,500,000 Common Stock
Credit Suisse Equities (Australia) Limited	20-Dec-2016	526.45 AUD		-211 Common Stock

Credit Suisse Equities (Australia) Limited	20-Dec-2016	5,571.22 AUD		-2,222 Common Stock
Credit Suisse Equities (Australia) Limited	20-Dec-2016	157,750.80 AUD		-62,884 Common Stock
Credit Suisse Equities (Australia) Limited	20-Dec-2016	96,232.84 AUD		-38,174 Common Stock
Credit Suisse Equities (Australia) Limited	20-Dec-2016	43,924.94 AUD		-17,385 Common Stock
Credit Suisse Equities (Australia) Limited	21-Dec-2016	2,213,521.80 AUD	Corporate action trade	1,054,058 Common Stock
Credit Suisse Equities (Australia) Limited	21-Dec-2016	56,151.11 AUD		21,317 Common Stock
Credit Suisse Equities (Australia) Limited	21-Dec-2016	Free of payment	Corporate action trade	450,000 Common Stock
Credit Suisse Equities (Australia) Limited	21-Dec-2016	54,703.32 AUD		20,765 Common Stock
Credit Suisse Equities (Australia) Limited	21-Dec-2016	29,628.94 AUD		11,235 Common Stock
Credit Suisse Equities (Australia) Limited	21-Dec-2016	5,392.76 AUD		-2,092 Common Stock
Credit Suisse Equities (Australia) Limited	21-Dec-2016	176,659.01 AUD		-68,245 Common Stock
Credit Suisse Equities (Australia) Limited	21-Dec-2016	2,708,920.20 AUD	Corporate action trade	-1,289,962 Common Stock
Credit Suisse Equities (Australia) Limited	21-Dec-2016	70,878.66 AUD		-27,483 Common Stock
Credit Suisse Equities (Australia) Limited	22-Dec-2016	5,478,000.00 AUD		2,200,000 Common Stock
Credit Suisse Equities (Australia) Limited	22-Dec-2016	124,904.86 AUD		49,751 Common Stock
Credit Suisse Equities (Australia) Limited	22-Dec-2016	36,458.70 AUD		14,601 Common Stock
Credit Suisse Equities (Australia) Limited	22-Dec-2016	33,492.48 AUD		13,297 Common Stock
Credit Suisse Equities (Australia) Limited	22-Dec-2016	7,736.67 AUD		-2,931 Common Stock
Credit Suisse Equities (Australia) Limited	22-Dec-2016	7,365.71 AUD		-2,770 Common Stock
Credit Suisse Equities (Australia) Limited	23-Dec-2016	198,534.49 AUD		81,762 Common Stock
Credit Suisse Equities (Australia) Limited	23-Dec-2016	5,524.87 AUD		2,232 Common Stock
Credit Suisse Equities (Australia) Limited	23-Dec-2016	69,210.34 AUD		28,387 Common Stock
Credit Suisse Equities (Australia) Limited	28-Dec-2016	55,224.22 AUD		22,118 Common Stock
Credit Suisse Equities (Australia) Limited	28-Dec-2016	4,516.34 AUD		1,874 Common Stock
Credit Suisse Equities (Australia) Limited	28-Dec-2016	2,846,842.00 AUD		1,134,200 Common Stock
Credit Suisse Equities (Australia) Limited	28-Dec-2016	787.16 AUD		321 Common Stock
Credit Suisse Equities (Australia) Limited	28-Dec-2016	13,064.90 AUD		5,244 Common Stock
Credit Suisse Equities (Australia) Limited	28-Dec-2016	16,893.62 AUD		6,748 Common Stock
Credit Suisse Equities (Australia) Limited	28-Dec-2016	1,065.72 AUD		-428 Common Stock
Credit Suisse Equities (Australia) Limited	30-Aug-2016	Refer to Annexure F of Notice	Stock borrowed under ASLA	600,000 Common Stock
Credit Suisse Equities (Australia) Limited	30-Sep-2016	Refer to Annexure F of Notice	Stock borrowed under ASLA	50,000 Common Stock
Credit Suisse Equities (Australia) Limited	25-Nov-2016	Refer to Annexure F of Notice	Stock returned under ASLA	-38,092 Common Stock
Credit Suisse Equities (Australia) Limited	12-Dec-2016	Refer to Annexure F of	Stock borrowed under ASLA	95,000 Common Stock

		Notice		
Credit Suisse Equities (Australia) Limited	20-Dec-2016	Refer to Annexure F of Notice	Stock borrowed under ASLA	16,666 Common Stock
Credit Suisse Equities (Australia) Limited	20-Dec-2016	Refer to Annexure F of Notice	Stock borrowed under ASLA	31,666 Common Stock
Credit Suisse Equities (Australia) Limited	20-Dec-2016	Refer to Annexure F of Notice	Stock borrowed under ASLA	187,302 Common Stock
Credit Suisse International	30-Aug-2016	719,420.00 AUD		200,000 Common Stock
Credit Suisse International	31-Aug-2016	685,699.61 AUD		200,767 Common Stock
Credit Suisse International	01-Sep-2016	272,395.80 AUD		82,000 Common Stock
Credit Suisse International	02-Sep-2016	763,886.47 AUD		242,650 Common Stock
Credit Suisse International	05-Sep-2016	273,090.00 AUD		100,000 Common Stock
Credit Suisse International	08-Sep-2016	146,500.00 AUD		-50,000 Common Stock
Credit Suisse International	09-Sep-2016	402,062.45 AUD		-125,105 Common Stock
Credit Suisse International	13-Sep-2016	843.64 AUD		-262 Common Stock
Credit Suisse International	14-Sep-2016	153,705.00 AUD		50,000 Common Stock
Credit Suisse International	14-Sep-2016	92,220.00 AUD		-29,000 Common Stock
Credit Suisse International	14-Sep-2016	191,037.21 AUD		-55,100 Common Stock
Credit Suisse International	23-Sep-2016	219,782.80 AUD		-68,000 Common Stock
Credit Suisse International	26-Sep-2016	118,320.00 AUD		34,000 Common Stock
Credit Suisse International	26-Sep-2016	5,060.07 AUD		-1,529 Common Stock
Credit Suisse International	26-Sep-2016	163,170.00 AUD		-49,000 Common Stock
Credit Suisse International	26-Sep-2016	19,018.97 AUD		-5,679 Common Stock
Credit Suisse International	27-Sep-2016	23,552.64 AUD		6,768 Common Stock
Credit Suisse International	27-Sep-2016	22,246.64 AUD		-6,362 Common Stock
Credit Suisse International	27-Sep-2016	651,473.59 AUD		-186,674 Common Stock
Credit Suisse International	28-Sep-2016	180,982.62 AUD		-52,200 Common Stock
Credit Suisse International	28-Sep-2016	22,211.01 AUD		-6,362 Common Stock
Credit Suisse International	30-Sep-2016	76,444.12 AUD		22,895 Common Stock
Credit Suisse International	04-Oct-2016	194,847.62 AUD		59,226 Common Stock
Credit Suisse International	04-Oct-2016	28,535.23 AUD		-8,279 Common Stock
Credit Suisse International	05-Oct-2016	543.75 AUD		-162 Common Stock
Credit Suisse International	06-Oct-2016	67,973.70 AUD		21,927 Common Stock
Credit Suisse International	07-Oct-2016	301,300.00 AUD		100,000 Common Stock
Credit Suisse International	10-Oct-2016	364,975.00 AUD		125,000 Common Stock
Credit Suisse International	11-Oct-2016	36,764.78 AUD		13,433 Common Stock
Credit Suisse International	11-Oct-2016	4,833.24 AUD		1,785 Common Stock
Credit Suisse International	12-Oct-2016	2,442.64 AUD		913 Common Stock
Credit Suisse International	12-Oct-2016	180,982.62 AUD		-52,200 Common Stock
Credit Suisse International	13-Oct-2016	793.28 AUD		296 Common Stock
Credit Suisse International	14-Oct-2016	125,305.63 AUD		48,239 Common Stock
Credit Suisse International	17-Oct-2016	1,849.35 AUD		697 Common Stock
Credit Suisse International	18-Oct-2016	848.24 AUD		321 Common Stock
Credit Suisse International	18-Oct-2016	9,421.40 AUD		-3,606 Common Stock

Credit Suisse International	19-Oct-2016	26,252.66 AUD		9,982 Common Stock
Credit Suisse International	21-Oct-2016	282.00 AUD		-107 Common Stock
Credit Suisse International	24-Oct-2016	39,750.00 AUD		15,000 Common Stock
Credit Suisse International	24-Oct-2016	29,346.12 AUD		11,044 Common Stock
Credit Suisse International	24-Oct-2016	1,483.35 AUD		-550 Common Stock
Credit Suisse International	25-Oct-2016	7,084.20 AUD		2,623 Common Stock
Credit Suisse International	25-Oct-2016	6,687.90 AUD		2,477 Common Stock
Credit Suisse International	25-Oct-2016	34,176.24 AUD		-12,687 Common Stock
Credit Suisse International	26-Oct-2016	12,088.02 AUD		4,561 Common Stock
Credit Suisse International	26-Oct-2016	201,091.80 AUD		-58,000 Common Stock
Credit Suisse International	31-Oct-2016	77,720.00 AUD		29,000 Common Stock
Credit Suisse International	31-Oct-2016	49,365.07 AUD		-18,228 Common Stock
Credit Suisse International	03-Nov-2016	40,950.00 AUD		-15,000 Common Stock
Credit Suisse International	07-Nov-2016	84,995.05 AUD		-29,407 Common Stock
Credit Suisse International	09-Nov-2016	201,091.80 AUD		-58,000 Common Stock
Credit Suisse International	16-Nov-2016	34,050.00 AUD		-12,000 Common Stock
Credit Suisse International	23-Nov-2016	201,091.80 AUD		-58,000 Common Stock
Credit Suisse International	29-Nov-2016	117,754.88 AUD		43,600 Common Stock
Credit Suisse International	05-Dec-2016	91,742.95 AUD		36,354 Common Stock
Credit Suisse International	07-Dec-2016	201,091.80 AUD		-58,000 Common Stock
Credit Suisse International	09-Dec-2016	82,274.80 AUD		-28,970 Common Stock
Credit Suisse International	14-Dec-2016	60,578.70 AUD		24,863 Common Stock
Credit Suisse International	16-Dec-2016	123,500.00 AUD		-50,000 Common Stock
Credit Suisse International	19-Dec-2016	380,800.00 AUD		-160,000 Common Stock
Credit Suisse International	20-Dec-2016	50,000.00 AUD		-20,000 Common Stock
Credit Suisse International	20-Dec-2016	153,969.00 AUD		-60,380 Common Stock
Credit Suisse International	21-Dec-2016	23,670.00 AUD		9,000 Common Stock
Credit Suisse International	21-Dec-2016	201,098.94 AUD		-61,320 Common Stock
Credit Suisse International	22-Dec-2016	109,060.00 AUD		-41,000 Common Stock
Credit Suisse International	28-Dec-2016	139,662.80 AUD		55,930 Common Stock
Credit Suisse Securities (Europe) Limited	31-Aug-2016	1,204.00 AUD		350 Common Stock
Credit Suisse Securities (Europe) Limited	01-Sep-2016	Refer to Annexure F of Notice	Stock returned under Master prime brokerage agreement	-4,203 Common Stock
Credit Suisse Securities (Europe) Limited	05-Sep-2016	Refer to Annexure F of Notice	Stock borrowed under Master prime brokerage agreement	169,000 Common Stock
Credit Suisse Securities (Europe) Limited	05-Sep-2016	Refer to Annexure F of Notice	Stock borrowed under Master prime brokerage agreement	1,608,000 Common Stock
Credit Suisse Securities (Europe) Limited	06-Sep-2016	Refer to Annexure F of Notice	Stock borrowed under Master prime brokerage agreement	3,369,504 Common Stock
Credit Suisse Securities (Europe) Limited	06-Sep-2016	Refer to Annexure F of Notice	Stock returned under Master prime brokerage agreement	-1,608,000 Common Stock

Credit Suisse Securities (Europe) Limited	06-Sep-2016	Refer to Annexure F of Notice	Stock returned under Master prime brokerage agreement	-1,761,504 Common Stock
Credit Suisse Securities (Europe) Limited	06-Sep-2016	16,970.56 AUD		5,792 Common Stock
Credit Suisse Securities (Europe) Limited	15-Sep-2016	123,223.05 AUD		40,401 Common Stock
Credit Suisse Securities (Europe) Limited	23-Sep-2016	673.92 AUD		-208 Common Stock
Credit Suisse Securities (Europe) Limited	27-Sep-2016	Refer to Annexure F of Notice	Stock returned under Master prime brokerage agreement	-169,000 Common Stock
Credit Suisse Securities (Europe) Limited	27-Sep-2016	Refer to Annexure F of Notice	Stock returned under Master prime brokerage agreement	-3,369,504 Common Stock
Credit Suisse Securities (Europe) Limited	06-Oct-2016	Refer to Annexure F of Notice	Stock borrowed under Master prime brokerage agreement	3,351,000 Common Stock
Credit Suisse Securities (Europe) Limited	10-Oct-2016	Refer to Annexure F of Notice	Stock borrowed under Master prime brokerage agreement	169,000 Common Stock
Credit Suisse Securities (Europe) Limited	08-Nov-2016	Refer to Annexure F of Notice	Stock borrowed under Master prime brokerage agreement	191,000 Common Stock
Credit Suisse Securities (Europe) Limited	09-Nov-2016	Refer to Annexure F of Notice	Stock borrowed under Master prime brokerage agreement	199,000 Common Stock
Credit Suisse Securities (Europe) Limited	10-Nov-2016	Refer to Annexure F of Notice	Stock returned under Master prime brokerage agreement	-188,392 Common Stock
Credit Suisse Securities (Europe) Limited	10-Nov-2016	7,418.95 AUD		2,585 Common Stock
Credit Suisse Securities (Europe) Limited	14-Nov-2016	550.96 AUD		194 Common Stock
Credit Suisse Securities (Europe) Limited	15-Nov-2016	Refer to Annexure F of Notice	Stock returned under Master prime brokerage agreement	-3,351,000 Common Stock
Credit Suisse Securities (Europe) Limited	15-Nov-2016	Refer to Annexure F of Notice	Stock returned under Master prime brokerage agreement	-2,608 Common Stock
Credit Suisse Securities (Europe) Limited	15-Nov-2016	Refer to Annexure F of Notice	Stock returned under Master prime brokerage agreement	-169,000 Common Stock
Credit Suisse Securities (Europe) Limited	15-Nov-2016	Refer to Annexure F of Notice	Stock returned under Master prime brokerage agreement	-199,000 Common Stock
Credit Suisse Securities (Europe) Limited	23-Nov-2016	Refer to Annexure F of Notice	Stock borrowed under Master prime brokerage agreement	3,509,000 Common Stock
Credit Suisse Securities (Europe) Limited	24-Nov-2016	Refer to Annexure F of Notice	Stock borrowed under Master prime brokerage agreement	177,000 Common Stock
Credit Suisse Securities (Europe) Limited	24-Nov-2016	Refer to Annexure F of Notice	Stock borrowed under Master prime brokerage agreement	668,000 Common Stock
Credit Suisse Securities (Europe) Limited	28-Nov-2016	Refer to Annexure F of Notice	Stock borrowed under Master prime brokerage agreement	168,000 Common Stock

Credit Suisse Securities (Europe) Limited	28-Nov-2016	Refer to Annexure F of Notice	Stock returned under Master prime brokerage agreement	-3,473,392 Common Stock
Credit Suisse Securities (Europe) Limited	28-Nov-2016	Refer to Annexure F of Notice	Stock returned under Master prime brokerage agreement	-174,251 Common Stock
Credit Suisse Securities (Europe) Limited	28-Nov-2016	Refer to Annexure F of Notice	Stock returned under Master prime brokerage agreement	-660,967 Common Stock
Credit Suisse Securities (Europe) Limited	29-Nov-2016	Refer to Annexure F of Notice	Stock borrowed under Master prime brokerage agreement	3,476,000 Common Stock
Credit Suisse Securities (Europe) Limited	30-Nov-2016	Refer to Annexure F of Notice	Stock borrowed under Master prime brokerage agreement	495,000 Common Stock
Credit Suisse Securities (Europe) Limited	30-Nov-2016	Refer to Annexure F of Notice	Stock borrowed under Master prime brokerage agreement	175,000 Common Stock
Credit Suisse Securities (Europe) Limited	30-Nov-2016	Refer to Annexure F of Notice	Stock borrowed under Master prime brokerage agreement	175,033 Common Stock
Credit Suisse Securities (Europe) Limited	30-Nov-2016	Refer to Annexure F of Notice	Stock returned under Master prime brokerage agreement	-7,033 Common Stock
Credit Suisse Securities (Europe) Limited	30-Nov-2016	Refer to Annexure F of Notice	Stock returned under Master prime brokerage agreement	-168,000 Common Stock
Credit Suisse Securities (Europe) Limited	30-Nov-2016	731.58 AUD		274 Common Stock
Credit Suisse Securities (Europe) Limited	01-Dec-2016	Refer to Annexure F of Notice	Stock borrowed under Master prime brokerage agreement	3,436,000 Common Stock
Credit Suisse Securities (Europe) Limited	01-Dec-2016	Refer to Annexure F of Notice	Stock returned under Master prime brokerage agreement	-35,608 Common Stock
Credit Suisse Securities (Europe) Limited	01-Dec-2016	Refer to Annexure F of Notice	Stock returned under Master prime brokerage agreement	-3,407,392 Common Stock
Credit Suisse Securities (Europe) Limited	02-Dec-2016	Refer to Annexure F of Notice	Stock returned under Master prime brokerage agreement	-314,967 Common Stock
Credit Suisse Securities (Europe) Limited	02-Dec-2016	Refer to Annexure F of Notice	Stock returned under Master prime brokerage agreement	-170,251 Common Stock
Credit Suisse Securities (Europe) Limited	02-Dec-2016	Refer to Annexure F of Notice	Stock returned under Master prime brokerage agreement	-2,749 Common Stock
Credit Suisse Securities (Europe) Limited	02-Dec-2016	Refer to Annexure F of Notice	Stock returned under Master prime brokerage agreement	-175,033 Common Stock
Credit Suisse Securities (Europe) Limited	05-Dec-2016	Refer to Annexure F of Notice	Stock returned under Master prime brokerage agreement	-68,608 Common Stock
Credit Suisse Securities (Europe) Limited	06-Dec-2016	Refer to Annexure F of Notice	Stock returned under Master prime brokerage agreement	-4,749 Common Stock

Credit Suisse Securities (Europe) Limited	06-Dec-2016	Refer to Annexure F of Notice	Stock returned under Master prime brokerage agreement	-180,033 Common Stock
Credit Suisse Securities (Europe) Limited	12-Dec-2016	Refer to Annexure F of Notice	Stock returned under Master prime brokerage agreement	-3,436,000 Common Stock
Credit Suisse Securities (Europe) Limited	14-Dec-2016	2,637.60 AUD		1,099 Common Stock
Credit Suisse Securities (Europe) Limited	14-Dec-2016	567.46 AUD		234 Common Stock
Credit Suisse Securities (Europe) Limited	28-Dec-2016	100.40 AUD		40 Common Stock
Credit Suisse Securities (USA) LLC	14-Oct-2016	Refer to Annexure F of Notice	Stock returned under OSLA	-25,656 Common Stock
Credit Suisse Securities (USA) LLC	25-Nov-2016	Refer to Annexure F of Notice	Stock borrowed under OSLA	1,500,000 Common Stock
Credit Suisse Securities (USA) LLC	12-Dec-2016	Refer to Annexure F of Notice	Stock borrowed under OSLA	350,000 Common Stock
Credit Suisse Securities (USA) LLC	16-Dec-2016	Refer to Annexure F of Notice	Stock borrowed under OSLA	180,000 Common Stock
Credit Suisse Securities (USA) LLC	16-Dec-2016	Refer to Annexure F of Notice	Stock borrowed under OSLA	190,000 Common Stock
Credit Suisse Securities (USA) LLC	19-Dec-2016	Refer to Annexure F of Notice	Stock borrowed under OSLA	50,000 Common Stock
Credit Suisse Securities (USA) LLC	20-Dec-2016	Refer to Annexure F of Notice	Stock borrowed under OSLA	36,343 Common Stock
Credit Suisse Securities (USA) LLC	20-Dec-2016	Refer to Annexure F of Notice	Stock borrowed under OSLA	499,424 Common Stock
Credit Suisse Securities (USA) LLC	22-Dec-2016	Refer to Annexure F of Notice	Stock returned under OSLA	-45,000 Common Stock
Credit Suisse Securities (USA) LLC	23-Dec-2016	Refer to Annexure F of Notice	Stock returned under OSLA	-38,100 Common Stock
Credit Suisse Funds AG	21-Dec-2016	Transfer in	Free of payment	1,650 Common Stock

This is Annexure "C" referred to in the Form 603 "Notice of initial substantial holder"


Signature

Credit Suisse Holdings (Australia) Limited (ACN 008 496 713)

print name Sarah Culham

capacity Company Secretary

sign here



date 04-Jan-2017

Annexure "D"

6. Associates

The reasons the persons named in paragraph 3 above are associates of the substantial holder are as follows:

Name and ACN/ARSN (if applicable)	Nature of association
Credit Suisse (Hong Kong) Limited	Related body corporate.
Credit Suisse International (ARBN 062787106)	Related Body Corporate
Credit Suisse Securities (USA) LLC	Related Body Corporate
Credit Suisse Securities (Europe) Limited (ARBN 099554131)	Related Body Corporate
Credit Suisse Equities (Australia) Limited (ACN 068 232 708)	Related Body Corporate
Credit Suisse Funds AG	Related body corporate.

This is Annexure "D" referred to in the Form 603 "Notice of initial substantial holder"

Signature

Credit Suisse Holdings (Australia) Limited (ACN 008 496 713)

print name	Sarah Culham	capacity	Company Secretary
sign here		date	04-Jan-2017

Annexure "E"

7. Addresses

The addresses of persons named in this form are as follows:

Name	Address
Credit Suisse Holdings (Australia) Limited (ACN 008 496 713)	Level 31, Gateway, 1 Macquarie Place, Sydney NSW 2000, Australia
Credit Suisse Fourth Nominees Pty Limited (ACN 069 126 432)	Level 31, Gateway, 1 Macquarie Place, Sydney NSW 2000, Australia
Credit Suisse Equities (Australia) Limited (ACN 068 232 708)	Level 31, Gateway, 1 Macquarie Place, Sydney NSW 2000, Australia
Credit Suisse (Hong Kong) Limited	Level 21, International Commerce Centre, 1 Austin Road West, Kowloon, Hong Kong
Credit Suisse International (ARBN 062787106)	One Cabot Square, London, E14 4QJ
Credit Suisse Securities (USA) LLC	11 Madison Avenue, New York, New York 10010, New York 10010
Credit Suisse Securities (Europe) Limited (ARBN 099554131)	One Cabot Square, London, E14 4QJ
Credit Suisse Funds AG	Giesshübelstrasse 30, Zurich, 8045

This is Annexure "E" referred to in the Form 603 "Notice of initial substantial holder"

Signature

Credit Suisse Holdings (Australia) Limited (ACN 008 496 713)


print name

Sarah Culham

capacity

Company Secretary

sign here



date

04-Jan-2017

Annexure "F"

This is Annexure "F" referred to in the Form 603 "Notice of initial substantial holder"

Signature

Credit Suisse Holdings (Australia) Limited (ACN 008 496 713)

print name	Sarah Culham	capacity	Company Secretary
sign here		date	04-Jan-2017

Prescribed information**Schedule**

Type of agreement	Australian Securities Lending Agreement
Parties to agreement	Credit Suisse Equities (Australia) Limited and State Street Bank and Trust Company
Transfer date	20-Dec-2016
Holder of voting rights	Borrower
Are there any restrictions on voting rights?	No
If yes, detail	N/A
Scheduled return date (if any)	N/A
Does the borrower have the right to return early?	Yes
If yes, detail	At Will
Does the lender have the right to recall early?	Yes
If yes, detail	With 4 business days prior notice.
Will the securities be returned on settlement?	Yes
If yes, detail any exceptions	If an event of default occurs in respect of either the lender or the borrower, the obligation of the borrower to deliver the securities to the lender will be netted off against the obligation of the lender to return securities or cash held by the lender as collateral.

Prescribed information**Schedule**

Type of agreement	Australian Securities Lending Agreement
Parties to agreement	Credit Suisse Equities (Australia) Limited and National Australia Bank Ltd
Transfer date	20-Dec-2016
Holder of voting rights	Borrower
Are there any restrictions on voting rights?	No
If yes, detail	N/A
Scheduled return date (if any)	N/A
Does the borrower have the right to return early?	Yes
If yes, detail	At Will
Does the lender have the right to recall early?	Yes
If yes, detail	With 4 business days prior notice.
Will the securities be returned on settlement?	Yes
If yes, detail any exceptions	If an event of default occurs in respect of either the lender or the borrower, the obligation of the borrower to deliver the securities to the lender will be netted off against the obligation of the lender to return securities or cash held by the lender as collateral.

Prescribed information**Schedule**

Type of agreement	Australian Securities Lending Agreement
Parties to agreement	Credit Suisse Equities (Australia) Limited and JP Morgan Nominees (Australia) Limited
Transfer date	20-Dec-2016
Holder of voting rights	Borrower
Are there any restrictions on voting rights?	No
If yes, detail	N/A
Scheduled return date (if any)	N/A
Does the borrower have the right to return early?	Yes
If yes, detail	At Will
Does the lender have the right to recall early?	Yes
If yes, detail	With 4 business days prior notice.
Will the securities be returned on settlement?	Yes
If yes, detail any exceptions	If an event of default occurs in respect of either the lender or the borrower, the obligation of the borrower to deliver the securities to the lender will be netted off against the obligation of the lender to return securities or cash held by the lender as collateral.

Prescribed information**Schedule**

Type of agreement	Overseas Securities Lending Agreement
Parties to agreement	Credit Suisse Securities (USA) LLC Limited and State Street Bank and Trust and Company
Transfer date	14-Oct-2016
Holder of voting rights	Borrower
Are there any restrictions on voting rights?	No
If yes, detail	N/A
Scheduled return date (if any)	N/A
Does the borrower have the right to return early?	Yes
If yes, detail	At Will
Does the lender have the right to recall early?	Yes
If yes, detail	Next Business day.
Will the securities be returned on settlement?	Yes
If yes, detail any exceptions	If an event of default occurs in respect of either the lender or the borrower, the obligation of the borrower to deliver the securities to the lender will be netted off against the obligation of the lender to return securities or cash held by the lender as collateral.

Prescribed information**Schedule**

Type of agreement	Overseas Securities Lending Agreement
Parties to agreement	Credit Suisse Securities (USA) LLC Limited and The Bank of New York Mellon
Transfer date	21-Dec-2016
Holder of voting rights	Borrower
Are there any restrictions on voting rights?	No
If yes, detail	N/A
Scheduled return date (if any)	N/A
Does the borrower have the right to return early?	Yes
If yes, detail	At Will
Does the lender have the right to recall early?	Yes
If yes, detail	Next Business day.
Will the securities be returned on settlement?	Yes
If yes, detail any exceptions	If an event of default occurs in respect of either the lender or the borrower, the obligation of the borrower to deliver the securities to the lender will be netted off against the obligation of the lender to return securities or cash held by the lender as collateral.

Prescribed information**Schedule**

Type of agreement	Overseas Securities Lending Agreement
Parties to agreement	Credit Suisse Securities (USA) LLC Limited and Blackrock Institutional Trust Co., NA
Transfer date	20-Dec-2016
Holder of voting rights	Borrower
Are there any restrictions on voting rights?	No
If yes, detail	N/A
Scheduled return date (if any)	N/A
Does the borrower have the right to return early?	Yes
If yes, detail	At Will
Does the lender have the right to recall early?	Yes
If yes, detail	Next Business day.
Will the securities be returned on settlement?	Yes
If yes, detail any exceptions	If an event of default occurs in respect of either the lender or the borrower, the obligation of the borrower to deliver the securities to the lender will be netted off against the obligation of the lender to return securities or cash held by the lender as collateral.

Prescribed information**Schedule**

Type of agreement	Overseas Securities Lending Agreement
Parties to agreement	Credit Suisse Securities (USA) LLC Limited and Brown Brothers Intl S/L
Transfer date	23-Dec-2016
Holder of voting rights	Borrower
Are there any restrictions on voting rights?	No
If yes, detail	N/A
Scheduled return date (if any)	N/A
Does the borrower have the right to return early?	Yes
If yes, detail	At Will
Does the lender have the right to recall early?	Yes
If yes, detail	Next Business day.
Will the securities be returned on settlement?	Yes
If yes, detail any exceptions	If an event of default occurs in respect of either the lender or the borrower, the obligation of the borrower to deliver the securities to the lender will be netted off against the obligation of the lender to return securities or cash held by the lender as collateral.

Prescribed information**Schedule**

Type of agreement	Master Prime Brokerage Securities Lending Agreement
Parties to agreement	Credit Suisse Securities (Europe) Limited and Tasman Market Neutral Fund
Transfer date	6-Dec-2016
Holder of voting rights	Borrower
Are there any restrictions on voting rights?	Yes
If yes, detail	Voting rights to be exercised in accordance with lender's instructions provided such instructions are received 5 days prior.
Scheduled return date (if any)	N/A
Does the borrower have the right to return early?	Yes
If yes, detail	At Will
Does the lender have the right to recall early?	Yes
If yes, detail	With 4 days prior written notice.
Will the securities be returned on settlement?	Yes
If yes, detail any exceptions	If an event of default occurs in respect of either the lender or the borrower, the obligation of the borrower to deliver the securities to the lender will be netted off against the obligation of the lender to return securities or cash held by the lender as collateral.

Prescribed information**Schedule**

Type of agreement	Master Prime Brokerage Securities Lending Agreement
Parties to agreement	Credit Suisse Securities (Europe) Limited and Regal Australian LS Equity Fund
Transfer date	6-Dec-2016
Holder of voting rights	Borrower
Are there any restrictions on voting rights?	Yes
If yes, detail	Voting rights to be exercised in accordance with lender's instructions provided such instructions are received 5 days prior.
Scheduled return date (if any)	N/A
Does the borrower have the right to return early?	Yes
If yes, detail	At Will
Does the lender have the right to recall early?	Yes
If yes, detail	With 4 days prior written notice.
Will the securities be returned on settlement?	Yes
If yes, detail any exceptions	If an event of default occurs in respect of either the lender or the borrower, the obligation of the borrower to deliver the securities to the lender will be netted off against the obligation of the lender to return securities or cash held by the lender as collateral.

Prescribed information**Schedule**

Type of agreement	Master Prime Brokerage Securities Lending Agreement
Parties to agreement	Credit Suisse Securities (Europe) Limited and Atlantic Absolute Return Fund
Transfer date	12-Dec-2016
Holder of voting rights	Borrower
Are there any restrictions on voting rights?	Yes
If yes, detail	Voting rights to be exercised in accordance with lender's instructions provided such instructions are received 5 days prior.
Scheduled return date (if any)	N/A
Does the borrower have the right to return early?	Yes
If yes, detail	At Will
Does the lender have the right to recall early?	Yes
If yes, detail	With 4 days prior written notice.
Will the securities be returned on settlement?	Yes
If yes, detail any exceptions	If an event of default occurs in respect of either the lender or the borrower, the obligation of the borrower to deliver the securities to the lender will be netted off against the obligation of the lender to return securities or cash held by the lender as collateral.