

Form 604
Corporations Act 2001
Section 671B
Notice of change of interests of substantial holder

To: Company Name/Scheme: COSTA GROUP HOLDINGSLIMITED

ACN/ARSN 151 363 129

1. Details of substantial holder

Name Commonwealth Bank of Australia ACN 123 123 124 (CBA) and its related bodies corporate listed in annexure A

There was a change in the interests of the substantial holder on **12/06/2019**

The previous notice was given to the company on **16/04/2019**

The previous notice was dated **26/09/2018**

2. Previous and present voting power

The total number of votes attached to all the voting shares in the company or voting interests in the scheme that the substantial holder or an associate had a relevant interest in when last required, and when now required, to give a substantial holding notice to the company or scheme are as follows:

Class of securities	Previous notice		Present notice	
	Person's votes	Voting power (%)	Person's votes	Voting power (%)
Fully Paid ordinary shares	13,664,010	4.27	12,748,218	3.98

For the Securities (if any) listed below see NOTE 1 at the end of this form

Class of securities	Previous notice		Present notice	
	Person's votes	Voting power (%)	Person's votes	Voting power (%)
Fully Paid ordinary shares	9,390,309	2.94 See note 1 at the end of this form	6,635,723	2.07 See note 1 at the end of this form

Class of securities	Previous notice		Present notice	
	Person's votes	Voting power (%)	Person's votes	Voting power (%)
GRAND TOTAL	23,054,319	7.21	19,383,941	6.05

3. Changes in relevant interest

Particulars of each change in, or change in the nature of, a relevant interest of the substantial holder or an associate in voting securities of the company or scheme, since the substantial holder was last required to give a substantial holding notice to the company or scheme are as follows:

Date of change	Person whose relevant interest changed	Nature of change	Consideration given in relation to change	Class and number of securities affected	Person's votes affected
See annexure B to this notice					

4. Present relevant interests

Particulars of each relevant interest of the substantial holder in voting securities after the change are as follows:

Holder of relevant interest	Registered holder of securities	Person entitled to be registered as holder	Nature of relevant interest	Class and number of securities	Person's votes
Avanteos Investments Limited ACN 096 259 979	Avanteos Investments Limited		Relevant interest under paragraph 608(1)(a), 608(1)(b) and 608(1)(c) of the Corporations Act 2001 (Cth), being a relevant interest arising as a result of being the registered holder of the relevant securities in its capacity as a superannuation trustee and in its capacity as administrator of managed accounts. In addition, if any OTC derivatives, warrants or other securities (other than ordinary shares or ordinary units (as applicable)) are referred to below in this row, the relevant interest in respect of those securities arises under subsection 608(8) being an accelerated relevant interest held in the same capacity.	70,726 Fully paid ordinary shares	70,726
Avanteos Investments Limited ACN 096 259 979	Avanteos Investments Limited		Relevant interest under paragraph 608(1)(a), 608(1)(b) and 608(1)(c) of the Corporations Act 2001 (Cth), being a relevant interest arising as a result of being the registered holder of the relevant securities in its capacity as a superannuation trustee and in its capacity as administrator of managed accounts. In addition, if any OTC derivatives, warrants or other securities (other than ordinary shares or ordinary units (as applicable)) are referred to below in this row, the relevant interest in respect of those securities arises under subsection 608(8) being an accelerated relevant interest held in the same capacity.	91,297 Fully paid ordinary shares	91,297
ASB Group Investments Limited 533945	Citibank N A Hong Kong		Relevant interest under paragraph 608(1)(b) and/or 608(1)(c) of the Corporations Act 2001 (Cth), being a relevant interest arising from having the power to control the exercise of the right to vote attached to securities and/or to control the exercise of the power to dispose of securities in its capacity as investment manager, as provided for under its investment mandates, as a life company holding statutory funds and as the responsible entity or manager of a managed investment scheme. In addition, if any OTC derivatives, warrants or other securities (other than ordinary shares or ordinary units (as applicable)) are referred to below in this row, the relevant interest in respect of those securities arises under subsection 608(8) being an accelerated relevant interest held in the same capacity.	225,921 Fully paid ordinary shares	225,921
ASB Group Investments Limited 533945	Citibank N A Hong Kong		Relevant interest under paragraph 608(1)(b) and/or 608(1)(c) of the Corporations Act 2001 (Cth), being a relevant interest arising from having the power to control the exercise of the right to vote attached to securities and/or to control the exercise of the power to dispose of securities in its capacity as investment manager, as provided for under its investment mandates, as a life company holding statutory funds and as the responsible entity or manager of a managed investment scheme. In addition, if any OTC derivatives, warrants or other securities (other than ordinary shares or ordinary units (as applicable)) are referred to below in this row, the relevant interest in respect of those securities arises under subsection 608(8) being an accelerated relevant interest held in the same capacity.	383,621 Fully paid ordinary shares	383,621
Commonwealth Bank Officers Superannuation Corporation Pty Limited ACN 074 519 798	Citicorp Nominees Pty Limited (Australia)		Relevant interest under paragraph 608(1)(b) and/or 608(1)(c) of the Corporations Act 2001 (Cth), being a relevant interest arising from having the power to control the exercise of the right to vote attached to securities and/or to control the exercise of the power to dispose of securities in its capacity as trustee for the Officers' Superannuation Fund. In addition, if any OTC derivatives, warrants or other securities (other than ordinary shares or ordinary units (as applicable)) are referred to below in this row, the relevant interest in respect of those securities arises under subsection 608(8) being an accelerated relevant interest held in the same capacity.	41,585 Fully paid ordinary shares	41,585
Colonial First State Asset Management (Australia) Limited ACN 114 194 311	Avanteos Investments Limited		Relevant interest under paragraph 608(1)(b) and/or 608(1)(c) of the Corporations Act 2001 (Cth), being a relevant interest arising from having the power to control the exercise of the right to vote attached to securities and/or to control the exercise of the power to dispose of securities in its capacity as investment manager (as provided for under its investment mandates). In addition, if any OTC derivatives, warrants or other securities (other than ordinary shares or ordinary units (as applicable)) are referred to below in this row, the relevant interest in respect of those securities arises under subsection 608(8) being an accelerated relevant interest held in the same capacity.	20,571 Fully paid ordinary shares	20,571

Colonial First State Asset Management (Australia) Limited ACN 114 194 311	Citibank N A Hong Kong		Relevant interest under paragraph 608(1)(b) and/or 608(1)(c) of the Corporations Act 2001 (Cth), being a relevant interest arising from having the power to control the exercise of the right to vote attached to securities and/or to control the exercise of the power to dispose of securities in its capacity as investment manager (as provided for under its investment mandates). In addition, if any OTC derivatives, warrants or other securities (other than ordinary shares or ordinary units (as applicable)) are referred to below in this row, the relevant interest in respect of those securities arises under subsection 608(8) being an accelerated relevant interest held in the same capacity.	1,398,337 Fully paid ordinary shares (including 402,718 borrowed from Citigroup Global Markets Limited (Agreement 12), see Annexure C)	1,398,337
Colonial First State Asset Management (Australia) Limited ACN 114 194 311	Citibank N A Hong Kong		Relevant interest under paragraph 608(1)(b) and/or 608(1)(c) of the Corporations Act 2001 (Cth), being a relevant interest arising from having the power to control the exercise of the right to vote attached to securities and/or to control the exercise of the power to dispose of securities in its capacity as investment manager (as provided for under its investment mandates). In addition, if any OTC derivatives, warrants or other securities (other than ordinary shares or ordinary units (as applicable)) are referred to below in this row, the relevant interest in respect of those securities arises under subsection 608(8) being an accelerated relevant interest held in the same capacity.	995,619 Fully paid ordinary shares	995,619
Colonial First State Asset Management (Australia) Limited ACN 114 194 311	Citicorp Nominees Pty Limited (Australia)		Relevant interest under paragraph 608(1)(b) and/or 608(1)(c) of the Corporations Act 2001 (Cth), being a relevant interest arising from having the power to control the exercise of the right to vote attached to securities and/or to control the exercise of the power to dispose of securities in its capacity as investment manager (as provided for under its investment mandates). In addition, if any OTC derivatives, warrants or other securities (other than ordinary shares or ordinary units (as applicable)) are referred to below in this row, the relevant interest in respect of those securities arises under subsection 608(8) being an accelerated relevant interest held in the same capacity.	7,938,756 Fully paid ordinary shares (including 183,574 borrowed from Citigroup Global Markets Limited (Agreement 5), see Annexure C)	7,938,756
Colonial First State Investments Limited (Note 1) ACN 002 348 352	Citibank N A Hong Kong		Relevant interest under paragraph 608(1)(b) and/or 608(1)(c) of the Corporations Act 2001 (Cth), being a relevant interest arising from having the residual power to control the exercise of the right to vote attached to securities and/or to control the exercise of the power to dispose of securities in its capacity as a responsible entity of a managed investment scheme (which managed investment scheme is not managed by either Colonial First State Investments Limited or a related body corporate). In addition, if any OTC derivatives, warrants or other securities (other than ordinary shares or ordinary units (as applicable)) are referred to below in this row, the relevant interest in respect of those securities arises under subsection 608(8) being a residual accelerated relevant interest held in the same capacity. Colonial First State Investments Limited has authorised the manager of each such managed investment scheme to exercise the powers referred to in paragraph 608(1)(b) and/or 608(1)(c) of the Corporations Act 2001 (Cth) in relation to those securities managed by the manager to the exclusion of Colonial First State Investments Limited except for provisions allowing Colonial First State Investments Limited to terminate the agreement with the manager or to exercise those powers where the agreement is terminated.	3,768,652 Fully paid ordinary shares	3,768,652

Colonial First State Investments Limited (Note 1) ACN 002 348 352	Citicorp Nominees Pty Limited (Australia)		Relevant interest under paragraph 608(1)(b) and/or 608(1)(c) of the Corporations Act 2001 (Cth), being a relevant interest arising from having the residual power to control the exercise of the right to vote attached to securities and/or to control the exercise of the power to dispose of securities in its capacity as a responsible entity of a managed investment scheme (which managed investment scheme is not managed by either Colonial First State Investments Limited or a related body corporate). In addition, if any OTC derivatives, warrants or other securities (other than ordinary shares or ordinary units (as applicable)) are referred to below in this row, the relevant interest in respect of those securities arises under subsection 608(8) being a residual accelerated relevant interest held in the same capacity. Colonial First State Investments Limited has authorised the manager of each such managed investment scheme to exercise the powers referred to in paragraph 608(1)(b) and/or 608(1)(c) of the Corporations Act 2001 (Cth) in relation to those securities managed by the manager to the exclusion of Colonial First State Investments Limited except for provisions allowing Colonial First State Investments Limited to terminate the agreement with the manager or to exercise those powers where the agreement is terminated.	1,836,090 Fully paid ordinary shares	1,836,090
Colonial First State Investments Limited (Note 1) ACN 002 348 352	Citicorp Nominees Pty Limited (Australia)		Relevant interest under paragraph 608(1)(b) and/or 608(1)(c) of the Corporations Act 2001 (Cth), being a relevant interest arising from having the residual power to control the exercise of the right to vote attached to securities and/or to control the exercise of the power to dispose of securities in its capacity as a responsible entity of a managed investment scheme (which managed investment scheme is not managed by either Colonial First State Investments Limited or a related body corporate). In addition, if any OTC derivatives, warrants or other securities (other than ordinary shares or ordinary units (as applicable)) are referred to below in this row, the relevant interest in respect of those securities arises under subsection 608(8) being a residual accelerated relevant interest held in the same capacity. Colonial First State Investments Limited has authorised the manager of each such managed investment scheme to exercise the powers referred to in paragraph 608(1)(b) and/or 608(1)(c) of the Corporations Act 2001 (Cth) in relation to those securities managed by the manager to the exclusion of Colonial First State Investments Limited except for provisions allowing Colonial First State Investments Limited to terminate the agreement with the manager or to exercise those powers where the agreement is terminated.	2,110,510 Fully paid ordinary shares	2,110,510
Colonial First State Investments Limited (Note 1) ACN 002 348 352	Northern Trust Company		Relevant interest under paragraph 608(1)(b) and/or 608(1)(c) of the Corporations Act 2001 (Cth), being a relevant interest arising from having the residual power to control the exercise of the right to vote attached to securities and/or to control the exercise of the power to dispose of securities in its capacity as a responsible entity of a managed investment scheme (which managed investment scheme is not managed by either Colonial First State Investments Limited or a related body corporate). In addition, if any OTC derivatives, warrants or other securities (other than ordinary shares or ordinary units (as applicable)) are referred to below in this row, the relevant interest in respect of those securities arises under subsection 608(8) being a residual accelerated relevant interest held in the same capacity. Colonial First State Investments Limited has authorised the manager of each such managed investment scheme to exercise the powers referred to in paragraph 608(1)(b) and/or 608(1)(c) of the Corporations Act 2001 (Cth) in relation to those securities managed by the manager to the exclusion of Colonial First State Investments Limited except for provisions allowing Colonial First State Investments Limited to terminate the agreement with the manager or to exercise those powers where the agreement is terminated.	535,515 Fully paid ordinary shares	535,515

Colonial First State Investments Limited (Note 1) ACN 002 348 352	UBS Nominees Pty Ltd		Relevant interest under paragraph 608(1)(b) and/or 608(1)(c) of the Corporations Act 2001 (Cth), being a relevant interest arising from having the residual power to control the exercise of the right to vote attached to securities and/or to control the exercise of the power to dispose of securities in its capacity as a responsible entity of a managed investment scheme (which managed investment scheme is not managed by either Colonial First State Investments Limited or a related body corporate). In addition, if any OTC derivatives, warrants or other securities (other than ordinary shares or ordinary units (as applicable)) are referred to below in this row, the relevant interest in respect of those securities arises under subsection 608(8) being a residual accelerated relevant interest held in the same capacity. Colonial First State Investments Limited has authorised the manager of each such managed investment scheme to exercise the powers referred to in paragraph 608(1)(b) and/or 608(1)(c) of the Corporations Act 2001 (Cth) in relation to those securities managed by the manager to the exclusion of Colonial First State Investments Limited except for provisions allowing Colonial First State Investments Limited to terminate the agreement with the manager or to exercise those powers where the agreement is terminated.	221,046	Fully paid ordinary shares (including 133,737 borrowed from UBS AG (Agreement 1), see Annexure C) (including 87,309 borrowed from UBS AG (Agreement 2), see Annexure C)	221,046
Colonial First State Investments Limited ACN 002 348 352	Citibank N A Hong Kong		Relevant interest under paragraph 608(1)(b) and/or 608(1)(c) of the Corporations Act 2001 (Cth), being a relevant interest arising from having the power to control the exercise of the right to vote attached to securities and/or to control the exercise of the power to dispose of securities in its capacity as a responsible entity of a managed investment scheme (which managed investment scheme is managed by Colonial First Statement Investments Limited or a related body corporate). In addition, if any OTC derivatives, warrants or other securities (other than ordinary shares or ordinary units (as applicable)) are referred to below in this row, the relevant interest in respect of those securities arises under subsection 608(8) being an accelerated relevant interest held in the same capacity.	402,718	Fully paid ordinary shares (including 402,718 borrowed from Citigroup Global Markets Limited (Agreement 12), see Annexure C)	402,718
Colonial First State Investments Limited ACN 002 348 352	Citibank N A Hong Kong		Relevant interest under paragraph 608(1)(b) and/or 608(1)(c) of the Corporations Act 2001 (Cth), being a relevant interest arising from having the power to control the exercise of the right to vote attached to securities and/or to control the exercise of the power to dispose of securities in its capacity as a responsible entity of a managed investment scheme (which managed investment scheme is managed by Colonial First Statement Investments Limited or a related body corporate). In addition, if any OTC derivatives, warrants or other securities (other than ordinary shares or ordinary units (as applicable)) are referred to below in this row, the relevant interest in respect of those securities arises under subsection 608(8) being an accelerated relevant interest held in the same capacity.	6,686,487	Fully paid ordinary shares (including 402,718 borrowed from Citigroup Global Markets Limited (Agreement 12), see Annexure C)	6,686,487
Colonial First State Investments Limited ACN 002 348 352	Citicorp Nominees Pty Limited (Australia)		Relevant interest under paragraph 608(1)(b) and/or 608(1)(c) of the Corporations Act 2001 (Cth), being a relevant interest arising from having the power to control the exercise of the right to vote attached to securities and/or to control the exercise of the power to dispose of securities in its capacity as a responsible entity of a managed investment scheme (which managed investment scheme is managed by Colonial First Statement Investments Limited or a related body corporate). In addition, if any OTC derivatives, warrants or other securities (other than ordinary shares or ordinary units (as applicable)) are referred to below in this row, the relevant interest in respect of those securities arises under subsection 608(8) being an accelerated relevant interest held in the same capacity.	10,737,271	Fully paid ordinary shares (including 183,574 borrowed from Citigroup Global Markets Limited (Agreement 5), see Annexure C)	10,737,271
Colonial First State Investments Limited ACN 002 348 352	Northern Trust Company		Relevant interest under paragraph 608(1)(b) and/or 608(1)(c) of the Corporations Act 2001 (Cth), being a relevant interest arising from having the power to control the exercise of the right to vote attached to securities and/or to control the exercise of the power to dispose of securities in its capacity as a responsible entity of a managed investment scheme (which managed investment scheme is managed by Colonial First Statement Investments Limited or a related body corporate). In addition, if any OTC derivatives, warrants or other securities (other than ordinary shares or ordinary units (as applicable)) are referred to below in this row, the relevant interest in respect of those securities arises under subsection 608(8) being an accelerated relevant interest held in the same capacity.	535,515	Fully paid ordinary shares	535,515

Colonial First State Investments Limited ACN 002 348 352	UBS Nominees Pty Ltd		Relevant interest under paragraph 608(1)(b) and/or 608(1)(c) of the Corporations Act 2001 (Cth), being a relevant interest arising from having the power to control the exercise of the right to vote attached to securities and/or to control the exercise of the power to dispose of securities in its capacity as a responsible entity of a managed investment scheme (which managed investment scheme is managed by Colonial First Statement Investments Limited or a related body corporate). In addition, if any OTC derivatives, warrants or other securities (other than ordinary shares or ordinary units (as applicable)) are referred to below in this row, the relevant interest in respect of those securities arises under subsection 608(8) being an accelerated relevant interest held in the same capacity.	221,046	Fully paid ordinary shares (including 133,737 borrowed from UBS AG (Agreement 1), see Annexure C) (including 87,309 borrowed from UBS AG (Agreement 2), see Annexure C)	221,046
The Colonial Mutual Life Assurance Society Limited ACN 004 021 809	Citibank N A Hong Kong		Relevant interest under paragraph 608(1)(a), 608(1)(b) and/or 608(1)(c) of the Corporations Act 2001 (Cth), being a relevant interest arising from holding securities, having the power to control the exercise of the right to vote attached to securities and/or to control the exercise of the power to dispose of securities in a proprietary capacity as a life insurance company. Statutory fund holdings are held by external custodians and voted by the relevant investment manager, so CMLA's relevant interest is qualified accordingly. In addition, if any OTC derivatives, warrants or other securities (other than ordinary shares or ordinary units (as applicable)) are referred to below in this row, the relevant interest in respect of those securities arises under subsection 608(8) being an accelerated relevant interest held in the same capacity.	16,597	Fully paid ordinary shares	16,597
The Colonial Mutual Life Assurance Society Limited ACN 004 021 809	Citicorp Nominees Pty Limited (Australia)		Relevant interest under paragraph 608(1)(a), 608(1)(b) and/or 608(1)(c) of the Corporations Act 2001 (Cth), being a relevant interest arising from holding securities, having the power to control the exercise of the right to vote attached to securities and/or to control the exercise of the power to dispose of securities in a proprietary capacity as a life insurance company. Statutory fund holdings are held by external custodians and voted by the relevant investment manager, so CMLA's relevant interest is qualified accordingly. In addition, if any OTC derivatives, warrants or other securities (other than ordinary shares or ordinary units (as applicable)) are referred to below in this row, the relevant interest in respect of those securities arises under subsection 608(8) being an accelerated relevant interest held in the same capacity.	274,420	Fully paid ordinary shares	274,420
Realindex Investments Pty Limited ACN 133 312 017	Citibank N A Hong Kong		Relevant interest under paragraph 608(1)(b) and/or 608(1)(c) of the Corporations Act 2001 (Cth), being a relevant interest arising from having the power to control the exercise of the right to vote attached to securities and/or to control the exercise of the power to dispose of securities in its capacity as investment manager, as provided for under its investment mandates. In addition, if any OTC derivatives, warrants or other securities (other than ordinary shares or ordinary units (as applicable)) are referred to below in this row, the relevant interest in respect of those securities arises under subsection 608(8) being an accelerated relevant interest held in the same capacity.	1,502,901	Fully paid ordinary shares	1,502,901
Realindex Investments Pty Limited ACN 133 312 017	Citibank N A Hong Kong		Relevant interest under paragraph 608(1)(b) and/or 608(1)(c) of the Corporations Act 2001 (Cth), being a relevant interest arising from having the power to control the exercise of the right to vote attached to securities and/or to control the exercise of the power to dispose of securities in its capacity as investment manager, as provided for under its investment mandates. In addition, if any OTC derivatives, warrants or other securities (other than ordinary shares or ordinary units (as applicable)) are referred to below in this row, the relevant interest in respect of those securities arises under subsection 608(8) being an accelerated relevant interest held in the same capacity.	1,519,498	Fully paid ordinary shares	1,519,498
Realindex Investments Pty Limited ACN 133 312 017	Citicorp Nominees Pty Limited (Australia)		Relevant interest under paragraph 608(1)(b) and/or 608(1)(c) of the Corporations Act 2001 (Cth), being a relevant interest arising from having the power to control the exercise of the right to vote attached to securities and/or to control the exercise of the power to dispose of securities in its capacity as investment manager, as provided for under its investment mandates. In addition, if any OTC derivatives, warrants or other securities (other than ordinary shares or ordinary units (as applicable)) are referred to below in this row, the relevant interest in respect of those securities arises under subsection 608(8) being an accelerated relevant interest held in the same capacity.	688,005	Fully paid ordinary shares	688,005

Realindex Investments Pty Limited ACN 133 312 017	Citicorp Nominees Pty Limited (Australia)		Relevant interest under paragraph 608(1)(b) and/or 608(1)(c) of the Corporations Act 2001 (Cth), being a relevant interest arising from having the power to control the exercise of the right to vote attached to securities and/or to control the exercise of the power to dispose of securities in its capacity as investment manager, as provided for under its investment mandates. In addition, if any OTC derivatives, warrants or other securities (other than ordinary shares or ordinary units (as applicable)) are referred to below in this row, the relevant interest in respect of those securities arises under subsection 608(8) being an accelerated relevant interest held in the same capacity.	729,590 Fully paid ordinary shares	729,590
Realindex Investments Pty Limited ACN 133 312 017	HSBC Bank Australia Limited		Relevant interest under paragraph 608(1)(b) and/or 608(1)(c) of the Corporations Act 2001 (Cth), being a relevant interest arising from having the power to control the exercise of the right to vote attached to securities and/or to control the exercise of the power to dispose of securities in its capacity as investment manager, as provided for under its investment mandates. In addition, if any OTC derivatives, warrants or other securities (other than ordinary shares or ordinary units (as applicable)) are referred to below in this row, the relevant interest in respect of those securities arises under subsection 608(8) being an accelerated relevant interest held in the same capacity.	91,422 Fully paid ordinary shares	91,422
Realindex Investments Pty Limited ACN 133 312 017	JP Morgan Chase Bank NA		Relevant interest under paragraph 608(1)(b) and/or 608(1)(c) of the Corporations Act 2001 (Cth), being a relevant interest arising from having the power to control the exercise of the right to vote attached to securities and/or to control the exercise of the power to dispose of securities in its capacity as investment manager, as provided for under its investment mandates. In addition, if any OTC derivatives, warrants or other securities (other than ordinary shares or ordinary units (as applicable)) are referred to below in this row, the relevant interest in respect of those securities arises under subsection 608(8) being an accelerated relevant interest held in the same capacity.	54,532 Fully paid ordinary shares	54,532
Realindex Investments Pty Limited ACN 133 312 017	JPMorgan (UK)		Relevant interest under paragraph 608(1)(b) and/or 608(1)(c) of the Corporations Act 2001 (Cth), being a relevant interest arising from having the power to control the exercise of the right to vote attached to securities and/or to control the exercise of the power to dispose of securities in its capacity as investment manager, as provided for under its investment mandates. In addition, if any OTC derivatives, warrants or other securities (other than ordinary shares or ordinary units (as applicable)) are referred to below in this row, the relevant interest in respect of those securities arises under subsection 608(8) being an accelerated relevant interest held in the same capacity.	293,671 Fully paid ordinary shares	293,671
Realindex Investments Pty Limited ACN 133 312 017	National Bank Nominees Pty Limited		Relevant interest under paragraph 608(1)(b) and/or 608(1)(c) of the Corporations Act 2001 (Cth), being a relevant interest arising from having the power to control the exercise of the right to vote attached to securities and/or to control the exercise of the power to dispose of securities in its capacity as investment manager, as provided for under its investment mandates. In addition, if any OTC derivatives, warrants or other securities (other than ordinary shares or ordinary units (as applicable)) are referred to below in this row, the relevant interest in respect of those securities arises under subsection 608(8) being an accelerated relevant interest held in the same capacity.	5,419 Fully paid ordinary shares	5,419
Realindex Investments Pty Limited ACN 133 312 017	National Custodian Services		Relevant interest under paragraph 608(1)(b) and/or 608(1)(c) of the Corporations Act 2001 (Cth), being a relevant interest arising from having the power to control the exercise of the right to vote attached to securities and/or to control the exercise of the power to dispose of securities in its capacity as investment manager, as provided for under its investment mandates. In addition, if any OTC derivatives, warrants or other securities (other than ordinary shares or ordinary units (as applicable)) are referred to below in this row, the relevant interest in respect of those securities arises under subsection 608(8) being an accelerated relevant interest held in the same capacity.	242,075 Fully paid ordinary shares	242,075

5. Changes in association

The persons who have become associates of, ceased to be associates of, or have changed the nature of their association with, the substantial holder in relation to voting interests in the company or scheme are as follows:

Name and ACN/ARSN (if applicable)	Nature of association

6. Addresses

The addresses of persons named in this form are as follows:

Name	Address
Avanteos Investments Limited ACN 096 259 979	Ground Floor Tower 1, 201 Sussex Street, Sydney, NSW, 2000, Australia
ASB Group Investments Limited 533945	Level 2, ASB North Wharf, 12 Jellicoe Street, Auckland, 1010, New Zealand
Commonwealth Bank of Australia ACN 123 123 124	Ground Floor Tower 1, 201 Sussex Street, Sydney, NSW, 2000, Australia
Commonwealth Bank Officers Superannuation Corporation Pty Limited ACN 074 519 798	Level 11 Tower 1, 201 Sussex St Sydney NSW 2000
Colonial First State Asset Management (Australia) Limited ACN 114 194 311	Ground Floor Tower 1, 201 Sussex Street, Sydney, NSW, 2000, Australia
Colonial First State Investments Limited ACN 002 348 352	Ground Floor Tower 1, 201 Sussex Street, Sydney, NSW, 2000, Australia
The Colonial Mutual Life Assurance Society Limited ACN 004 021 809	Ground Floor Tower 1, 201 Sussex Street, Sydney, NSW, 2000, Australia
Realindex Investments Pty Limited ACN 133 312 017	Ground Floor Tower 1, 201 Sussex Street, Sydney, NSW, 2000, Australia

Signature

NOTE 1--(This note is relevant to section 2,3,4 and 5)

The relevant interests in these securities:

- a) are/were held by Colonial First State Investments Limited (CFS) as responsible entity of the specified registered managed investment schemes and relate(d) to holdings in connection with the Colonial First State First Choice product range. Decisions to buy/sell those securities and exercise voting rights in relation to those securities are made by managers to whom CFS has outsourced those functions. By instrument dated 29 October 2001 the Australian Securities and Investments Commission ("ASIC") has granted certain relief to CFS and its related bodies corporate for these holdings from the applicable provisions of Chapter 6 of the Corporations Act in relation to the acquisition of or increase in voting power of such securities (the Manager Relief). These managers are not associates of, other than by virtue of an agreement in accordance with the terms of the Manager Relief, the Commonwealth Bank of Australia group; or
- b) are/were held by or for the benefit of specified index funds where the funds have an objective of maintaining a portfolio tracking error less than 0.5% per annum. ASIC has granted certain relief to CFS and its related bodies corporate for these holdings from the applicable provisions of Chapter 6 of the Corporations Act in relation to the acquisition of or increase in voting power of such securities.




Dated the 13 day of June 2019

Kara Nicholls - Company Secretary

Annexure A

This is annexure A referred to in Form 604, Notice of change of interest of substantial holder dated 12/06/2019



Kara Nicholls

Company Secretary

Dated the 13/06/2019

SCHEDULE

AEGIS CORRECTIONAL PARTNERSHIP PTY LTD
AEGIS LIMITED
AHL FINANCE HOLDINGS PTY LTD
AHL FINANCE PTY LTD
AHL HOLDINGS PTY LIMITED
AHL INVESTMENTS PTY LTD
ALTONA V6 PTY LIMITED
ASB BANK LIMITED
ASB FINANCE LIMITED
ASB FUNDING LIMITED
ASB GROUP (LIFE) LIMITED
ASB GROUP INVESTMENTS LIMITED
ASB HOLDINGS LIMITED
ASB MANAGEMENT SERVICES LIMITED
ASB NOMINEES LIMITED
ASB SECURITIES LIMITED
ASKLEPIOS LIMITED
ASPIRE SCHOOLS FINANCING (QLD) PTY LIMITED
ASPIRE SCHOOLS HOLDINGS (QLD) PTY LIMITED
AUSSIE CENTRE ADMINISTRATION PTY LIMITED
AUSSIE FINANCIAL PLANNING SERVICES PTY LTD
AUSSIE HOME INSURANCE PTY LIMITED
AUSSIE HOME LOANS HOLDINGS PTY LTD
AUSSIE HOME LOANS PTY LIMITED
AUSSIE HOME SECURITY PTY LIMITED
AUSSIE MORTGAGE MARKET HOLDINGS PTY LIMITED
AUSSIEHOMELoANS.COM.AU PTY LTD
AUSTRALIAN HOME LOANS HOLDINGS PTY LIMITED
AUSTRALIAN INVESTMENT EXCHANGE LIMITED
AVANTEOS INVESTMENTS LIMITED
AVANTEOS PTY LTD
BANK OF HANGZHOU CO. LTD
BANKWEST FOUNDATION LIMITED
BDELTA VESSEL NO 1 PTY LTD
BDELTA VESSEL NO 2 PTY LTD
BDELTA VESSEL NO 3 PTY LTD
BDELTA VESSEL NO 4 PTY LTD
BOCOMMLIFE INSURANCE COMPANY LIMITED
BOND INVESTMENTS NO 1 LIMITED
BW FINANCIAL ADVICE LIMITED
BW SECURITISATION MANAGEMENT PTY LTD
BWA GROUP SERVICES PTY LTD
BWA INTELLECTUAL PROPERTY HOLDINGS LIMITED
CAPITAL 121 PTY LIMITED
CBA A319 4624 PTY LIMITED
CBA A319 4635 PTY LIMITED
CBA A320 4077 PTY LTD
CBA A320 4948 PTY LIMITED
CBA A320 5156 PTY LIMITED
CBA A320 5249 PTY LTD
CBA A320 5289 PTY LTD
CBA A320 5638 PTY LTD
CBA A320 6749 PTY LIMITED
CBA A320 AIRCRAFT NO1 PTY LTD
CBA A330 1427 Pty Ltd
CBA A330 1453 PTY LIMITED
CBA A330 1561 PTY LTD
CBA AIR A320 2714 PTY LIMITED
CBA AIR PTY LTD
CBA ASSET FINANCE (NZ) LIMITED
CBA ASSET HOLDINGS (NZ) LIMITED
CBA B377 37091 PTY LTD
CBA B738 39822 PTY LIMITED
CBA B773 60333 PTY LIMITED
CBA CAPITAL AUSTRALIA PTY LIMITED
CBA CAPITAL HOLDINGS INC.


CBA CORPORATE SERVICES (NSW) PTY LIMITED
 CBA CORPORATE SERVICES (VIC) PTY LIMITED
 CBA DIGITAL SETTLEMENTS PTY LTD
 CBA ES BUSINESS SERVICES PTY LTD
 CBA EUROPE LIMITED
 CBA FUNDING (NZ) LIMITED
 CBA FUNDING HOLDINGS PTY LTD
 CBA INTERNATIONAL FINANCE PTY. LIMITED
 CBA INTERNATIONAL FINANCIAL SERVICES LIMITED (formerly known as COMMBANK MANAGEMENT CONSULTING (ASIA) COMPANY LIMITED)
 CBA INVESTMENTS (NO.4) LIMITED
 CBA ISO Containers Pty Ltd
 CBA IT LEASING NO 3 PTY LTD
 CBA MTE RAIL COMPANY PTY LIMITED
 CBA NEW DIGITAL BUSINESSES PTY LTD
 CBA NZ HOLDING LIMITED
 CBA RAIL & TRAM COMPANY PTY LIMITED
 CBA ROLLING STOCK COMPANY NO.1 PTY LIMITED
 CBA SA HOLDINGS PROPRIETARY LIMITED
 CBA SAF HOLDING PTY LIMITED
 CBA SERVICES PRIVATE LIMITED
 CBA SPECIALISED FINANCING PTY LIMITED
 CBA USD INVESTMENTS PTY LIMITED
 CBFC LEASING PTY. LIMITED
 CBFC LIMITED
 CFSGAM IP HOLDINGS PTY LIMITED
 CFSPA EUROPE CO LIMITED
 CFSPA EUROPE HOLDCO LIMITED
 CIPL ARARAT PTY LTD
 CIPL SA SCHOOLS PTY LTD
 CISL (NO.1) PTY LIMITED
 CMG ASIA LIFE HOLDINGS LIMITED
 CMG ASIA PTY LTD
 CMLA Services Pty Ltd
 COLLATERAL LEASING PTY LTD
 Colonial (UK) Trustees Limited
 COLONIAL FIRST STATE ASSET MANAGEMENT (AUSTRALIA) LIMITED
 COLONIAL FIRST STATE GROUP LIMITED
 COLONIAL FIRST STATE INFRASTRUCTURE HOLDINGS LIMITED
 COLONIAL FIRST STATE INFRASTRUCTURE MANAGERS (AUSTRALIA) PTY LTD
 COLONIAL FIRST STATE INVESTMENTS LIMITED
 COLONIAL FIRST STATE MANAGED INFRASTRUCTURE LIMITED
 COLONIAL HOLDING COMPANY LIMITED
 COLONIAL MUTUAL SUPERANNUATION PTY. LTD.
 COLONIAL SERVICES PTY LIMITED
 COMMBANK EUROPE LIMITED
 COMMBANK FOUNDATION LIMITED
 COMMBANK MANAGEMENT CONSULTING (SHANGHAI) COMPANY LIMITED
 COMMFOUNDATION PTY LIMITED (PENDING DEREGISTRATION)
 COMMONWEALTH AUSTRALIA SECURITIES LLC
 COMMONWEALTH BANK OF AUSTRALIA
 COMMONWEALTH BANK OF AUSTRALIA (UK) STAFF BENEFITS SCHEME TRUSTEE COMPANY LIMITED
 COMMONWEALTH BANK OFFICERS SUPERANNUATION CORPORATION PTY LIMITED
 Commonwealth Custodial Services Pty Ltd
 COMMONWEALTH DEVELOPMENT BANK OF AUSTRALIA PTY LIMITED
 COMMONWEALTH FINANCIAL PLANNING LIMITED
 COMMONWEALTH INSURANCE HOLDINGS LIMITED
 COMMONWEALTH INSURANCE LIMITED
 COMMONWEALTH INVESTMENTS PTY LIMITED
 COMMONWEALTH PRIVATE LIMITED
 COMMONWEALTH SECURITIES LIMITED
 COMMONWEALTH INTERNATIONAL HOLDINGS PTY LIMITED
 COMSEC NOMINEES PTY LIMITED
 CORE EQUITY SERVICES NOMINEES PTY LIMITED
 COUNT FINANCIAL LIMITED
 Credit Savvy Pty Ltd
 CRYSTAL AVENUE PTY LIMITED
 CTB AUSTRALIA LIMITED
 ELLAS CONTAINER SHIP COMPANY 1 PTY LIMITED
 ELLAS CONTAINER SHIP COMPANY 2 PTY LIMITED
 EMERALD HOLDING COMPANY PTY LIMITED
 FINANCIAL WISDOM LIMITED
 FINCONNECT (AUSTRALIA) PTY LTD
 FIRST STATE CINDA FUND MANAGEMENT COMPANY LIMITED
 First State European Diversified Infrastructure Sarl
 First State Funds Plc
 First State Global Umbrella Fund Public Limited Company
 FIRST STATE INFRASTRUCTURE MANAGERS (INTERNATIONAL) LIMITED
 First State Investment Management (UK) Limited
 FIRST STATE INVESTMENT MANAGERS (ASIA) LIMITED
 First State Investment Services (UK) Limited
 FIRST STATE INVESTMENTS (HONG KONG) LIMITED
 FIRST STATE INVESTMENTS (SINGAPORE)
 First State Investments (UK Holdings) Limited
 First State Investments (UK) Limited
 FIRST STATE INVESTMENTS (US) LLC

First State Investments Fund Management Sarl
 First State Investments GIP Management Sarl
 FIRST STATE INVESTMENTS HOLDINGS (SINGAPORE) LIMITED
 First State Investments ICVC
 First State Investments International Limited
 FIRST STATE NOMINEES (HONG KONG) LIMITED
 FMG ASSET LEASING PTY LTD
 FSIB Ltd.
 GT USD FUNDING PTY LIMITED
 HAZELWOOD INVESTMENT COMPANY PTY LIMITED
 HOMEPATH PTY LIMITED
 INVERLOCH LEASING PTY LIMITED
 INVESTMENT CUSTODIAL SERVICES LIMITED
 INVESTORWEB.COM. PTY LIMITED
 IWL BROKING SOLUTIONS PTY LIMITED
 IWL PTY LIMITED
 JACQUES MARTIN ADMINISTRATION AND CONSULTING PTY LTD
 JACQUES MARTIN PTY. LTD.
 MIS FUNDING NO.1 PTY LIMITED
 MORTGAGE HOLDING TRUST COMPANY LIMITED
 MTE DEBT VEHICLE PTY LTD
 MTE LESSOR 1 PTY LTD
 MTE LESSOR 2 PTY LTD
 MTE LESSOR 3 PTY LTD
 MTE LESSOR 4 PTY LTD
 MTE LESSOR 5 PTY LTD
 MTE NOMINEE PARTNER PTY LTD
 NETSHARE NOMINEES PTY LTD
 NEWPORT LIMITED
 ORE & OVERBURDEN PTY LIMITED
 PREFERRED CAPITAL PTY LIMITED
 PREMIUM ALTERNATIVE INVESTMENTS PTY LIMITED
 PREMIUM CUSTODY SERVICES PTY LTD
 PREMIUM PLANTATIONS PTY LIMITED
 PREMIUM PLANTATIONS SERVICES PTY LTD
 PT BANK COMMONWEALTH
 PT COMMONWEALTH LIFE
 PT FIRST STATE INVESTMENTS INDONESIA
 QILU BANK CO. LTD.
 REALINDEX INVESTMENTS PTY LIMITED
 RELIANCE ACHIEVER PTY LIMITED
 RESIDENTIAL MORTGAGE GROUP PTY LTD
 ROCK & RUBBLE (DEBT VEHICLE) PTY LIMITED
 ROCK & RUBBLE (EXISTING) PTY LIMITED
 ROCK & RUBBLE (NEW) PTY LIMITED
 SAF MINING NO.2 PTY LIMITED
 SAF Mining No1 Pty Limited
 Safe No 27 Pty Ltd
 SAFE NO1 PTY LTD
 SAFE NO2 PTY LTD
 SAFE NO24 PTY LTD
 SAFE NO26 PTY LTD
 SAFE NO3 PTY LTD
 SAFE NO4 PTY LIMITED
 SAFE NO9 PTY LIMITED
 SAFE USD HOLDINGS PTY LTD
 SECURITISATION ADVISORY SERVICES PTY. LIMITED
 SECURITISATION MANAGEMENT SERVICES LIMITED
 SENBARY PTY LIMITED
 SHARE DIRECT NOMINEES PTY LIMITED
 SHARE INVESTMENTS PTY LIMITED
 SI Holdings Limited
 SOVEREIGN ASSURANCE COMPANY LIMITED
 SOVEREIGN SERVICES LIMITED
 SOVEREIGN SUPERANNUATION FUNDS LIMITED
 SOVEREIGN SUPERANNUATION TRUSTEES LIMITED
 ST ANDREW'S AUSTRALIA PTY LTD
 STATE NOMINEES LTD
 T.W. CUSTODIANS LIMITED
 TANKSTREAM RAIL (BY - 1) PTY LIMITED
 TANKSTREAM RAIL (BY - 2) PTY LIMITED
 TANKSTREAM RAIL (BY - 3) PTY LIMITED
 TANKSTREAM RAIL (BY - 4) PTY LIMITED
 TANKSTREAM RAIL (SW - 1) PTY LIMITED
 TANKSTREAM RAIL (SW - 2) PTY LIMITED
 TANKSTREAM RAIL (SW - 3) PTY LIMITED
 TANKSTREAM RAIL (SW - 4) PTY LIMITED
 TANKSTREAM RAIL (VICTORIA) PTY LIMITED
 THE COLONIAL MUTUAL LIFE ASSURANCE SOCIETY LIMITED
 TOTAL KEEN INVESTMENT LIMITED
 TYME CAPITAL PROPRIETARY LIMITED
 TYME INFIELD PROPRIETARY LIMITED (formerly know as EDGE FIELD MARKETING PROPRIETARY LTD)
 TYME INTELLECTUAL PROPERTIES PROPRIETARY LIMITED
 TYME INVESTMENTS PROPRIETARY LIMITED
 VATOSCAN PROPRIETARY LIMITED

VH-VZF PTY LTD
VH-VZG PTY LTD
VH-VZH PTY LTD
VIETNAM INTERNATIONAL BANK (VIETNAM INTERNATIONAL COMMERCIAL JOINT STOCK BANK)
WESTSIDE PROPERTIES LIMITED
WIZARD HOME LOANS PTY LIMITED

Annexure B

This is annexure B referred to in Form 604, Notice of change of interest of substantial holder dated 12/06/2019



Kara Nicholls

Company Secretary

Dated the 13/06/2019

Date of change	Person whose relevant interest changed	Nature of change	Consideration given in relation to change	Class and number of securities affected	Person's votes affected
Thursday, 30 May 2019	ASB Group Investments Limited 533945	Purchase	637,470.71	157,700 Ordinary shares	157,700
Friday, 02 November 2018	Avanteos Investments Limited ACN 096 259 979	Purchase	6,605.55	1,071 Ordinary shares	1,071
Wednesday, 07 November 2018	Avanteos Investments Limited ACN 096 259 979	Purchase	7,504.02	1,225 Ordinary shares	1,225
Friday, 04 January 2019	Avanteos Investments Limited ACN 096 259 979	Sale	18,830.56	2,608 Ordinary shares	2,608
Thursday, 10 January 2019	Avanteos Investments Limited ACN 096 259 979	Purchase	4,865.80	1,000 Ordinary shares	1,000
Thursday, 10 January 2019	Avanteos Investments Limited ACN 096 259 979	Purchase	1,596.00	350 Ordinary shares	350
Friday, 11 January 2019	Avanteos Investments Limited ACN 096 259 979	Purchase	9,260.00	2,000 Ordinary shares	2,000
Tuesday, 15 January 2019	Avanteos Investments Limited ACN 096 259 979	Purchase	9,999.64	2,012 Ordinary shares	2,012
Tuesday, 15 January 2019	Avanteos Investments Limited ACN 096 259 979	Purchase	7,308.95	1,471 Ordinary shares	1,471
Friday, 18 January 2019	Avanteos Investments Limited ACN 096 259 979	Purchase	11,914.50	2,350 Ordinary shares	2,350
Friday, 25 January 2019	Avanteos Investments Limited ACN 096 259 979	Purchase	12,016.62	2,142 Ordinary shares	2,142
Friday, 25 January 2019	Avanteos Investments Limited ACN 096 259 979	Purchase	5,103.00	900 Ordinary shares	900
Tuesday, 26 February 2019	Avanteos Investments Limited ACN 096 259 979	Purchase	10,100.00	2,000 Ordinary shares	2,000
Friday, 01 March 2019	Avanteos Investments Limited ACN 096 259 979	Sale	10,500.00	2,000 Ordinary shares	2,000
Friday, 08 March 2019	Avanteos Investments Limited ACN 096 259 979	Purchase	7,488.66	1,400 Ordinary shares	1,400
Friday, 08 March 2019	Avanteos Investments Limited ACN 096 259 979	Purchase	20,003.22	3,710 Ordinary shares	3,710
Friday, 22 March 2019	Avanteos Investments Limited ACN 096 259 979	Purchase	14,880.87	2,885 Ordinary shares	2,885
Monday, 08 April 2019	Avanteos Investments Limited ACN 096 259 979	Purchase	14,364.00	2,700 Ordinary shares	2,700
Wednesday, 10 April 2019	Avanteos Investments Limited ACN 096 259 979	Purchase	3,937.28	769 Ordinary shares	769
Tuesday, 23 April 2019	Avanteos Investments Limited ACN 096 259 979	Purchase	10,010.00	1,925 Ordinary shares	1,925
Wednesday, 01 May 2019	Avanteos Investments Limited ACN 096 259 979	Purchase	8,002.99	1,387 Ordinary shares	1,387
Monday, 06 May 2019	Avanteos Investments Limited ACN 096 259 979	Purchase	12,466.00	2,300 Ordinary shares	2,300
Monday, 06 May 2019	Avanteos Investments Limited ACN 096 259 979	Purchase	10,008.00	1,800 Ordinary shares	1,800
Friday, 24 May 2019	Avanteos Investments Limited ACN 096 259 979	Purchase	7,485.00	1,500 Ordinary shares	1,500
Thursday, 30 May 2019	Avanteos Investments Limited ACN 096 259 979	Purchase	992.50	250 Ordinary shares	250
Friday, 31 May 2019	Avanteos Investments Limited ACN 096 259 979	Purchase	5,625.00	1,500 Ordinary shares	1,500
Friday, 31 May 2019	Avanteos Investments Limited ACN 096 259 979	Purchase	5,145.00	1,400 Ordinary shares	1,400
Monday, 01 October 2018	Colonial First State Asset Management (Australia) Limited ACN 114 194 311	Purchase	705.87	99 Ordinary shares	99
Monday, 01 October 2018	Colonial First State Asset Management (Australia) Limited ACN 114 194 311	Purchase	8,092.55	1,135 Ordinary shares	1,135
Tuesday, 02 October 2018	Colonial First State Asset Management (Australia) Limited ACN 114 194 311	Purchase	2,766.78	386 Ordinary shares	386
Thursday, 04 October 2018	Colonial First State Asset Management (Australia) Limited ACN 114 194 311	Purchase	17,031.68	2,493 Ordinary shares	2,493
Thursday, 04 October 2018	Colonial First State Asset Management (Australia) Limited ACN 114 194 311	Purchase	153,763.32	22,507 Ordinary shares	22,507
Friday, 05 October 2018	Colonial First State Asset Management (Australia) Limited ACN 114 194 311	Purchase	34,896.89	5,195 Ordinary shares	5,195

Friday, 05 October 2018	Colonial First State Asset Management (Australia) Limited ACN 114 194 311	Purchase	13,435.40	2,000 Ordinary shares	2,000
Friday, 05 October 2018	Colonial First State Asset Management (Australia) Limited ACN 114 194 311	Purchase	34,708.81	5,167 Ordinary shares	5,167
Friday, 05 October 2018	Colonial First State Asset Management (Australia) Limited ACN 114 194 311	Purchase	181,438.36	27,009 Ordinary shares	27,009
Friday, 05 October 2018	Colonial First State Asset Management (Australia) Limited ACN 114 194 311	Purchase	20,092.64	2,991 Ordinary shares	2,991
Friday, 05 October 2018	Colonial First State Asset Management (Australia) Limited ACN 114 194 311	Purchase	139,748.79	20,804 Ordinary shares	20,804
Friday, 05 October 2018	Colonial First State Asset Management (Australia) Limited ACN 114 194 311	Purchase	126,515.51	18,834 Ordinary shares	18,834
Monday, 08 October 2018	Colonial First State Asset Management (Australia) Limited ACN 114 194 311	Sale	170,840.00	25,000 Ordinary shares	25,000
Monday, 08 October 2018	Colonial First State Asset Management (Australia) Limited ACN 114 194 311	Purchase	148.61	22 Ordinary shares	22
Tuesday, 09 October 2018	Colonial First State Asset Management (Australia) Limited ACN 114 194 311	Purchase	13,147.04	1,994 Ordinary shares	1,994
Tuesday, 09 October 2018	Colonial First State Asset Management (Australia) Limited ACN 114 194 311	Purchase	118,718.96	18,006 Ordinary shares	18,006
Thursday, 11 October 2018	Colonial First State Asset Management (Australia) Limited ACN 114 194 311	Purchase	17,756.30	2,740 Ordinary shares	2,740
Thursday, 11 October 2018	Colonial First State Asset Management (Australia) Limited ACN 114 194 311	Purchase	14,703.53	2,250 Ordinary shares	2,250
Thursday, 11 October 2018	Colonial First State Asset Management (Australia) Limited ACN 114 194 311	Purchase	245,614.22	37,585 Ordinary shares	37,585
Thursday, 11 October 2018	Colonial First State Asset Management (Australia) Limited ACN 114 194 311	Purchase	272,172.05	41,649 Ordinary shares	41,649
Thursday, 11 October 2018	Colonial First State Asset Management (Australia) Limited ACN 114 194 311	Purchase	160,150.13	24,713 Ordinary shares	24,713
Thursday, 11 October 2018	Colonial First State Asset Management (Australia) Limited ACN 114 194 311	Purchase	68,034.84	10,411 Ordinary shares	10,411
Thursday, 11 October 2018	Colonial First State Asset Management (Australia) Limited ACN 114 194 311	Purchase	21,346.44	3,294 Ordinary shares	3,294
Thursday, 11 October 2018	Colonial First State Asset Management (Australia) Limited ACN 114 194 311	Purchase	17,683.44	2,706 Ordinary shares	2,706
Thursday, 11 October 2018	Colonial First State Asset Management (Australia) Limited ACN 114 194 311	Purchase	132,638.87	20,297 Ordinary shares	20,297
Thursday, 11 October 2018	Colonial First State Asset Management (Australia) Limited ACN 114 194 311	Purchase	67,662.35	10,354 Ordinary shares	10,354
Friday, 12 October 2018	Colonial First State Asset Management (Australia) Limited ACN 114 194 311	Purchase	84.96	13 Ordinary shares	13
Friday, 12 October 2018	Colonial First State Asset Management (Australia) Limited ACN 114 194 311	Purchase	78.42	12 Ordinary shares	12
Friday, 12 October 2018	Colonial First State Asset Management (Australia) Limited ACN 114 194 311	Purchase	45.75	7 Ordinary shares	7
Friday, 12 October 2018	Colonial First State Asset Management (Australia) Limited ACN 114 194 311	Purchase	136,299.33	20,824 Ordinary shares	20,824
Friday, 12 October 2018	Colonial First State Asset Management (Australia) Limited ACN 114 194 311	Purchase	45.75	7 Ordinary shares	7
Friday, 12 October 2018	Colonial First State Asset Management (Australia) Limited ACN 114 194 311	Purchase	117.63	18 Ordinary shares	18
Friday, 12 October 2018	Colonial First State Asset Management (Australia) Limited ACN 114 194 311	Purchase	123,005.82	18,793 Ordinary shares	18,793
Friday, 12 October 2018	Colonial First State Asset Management (Australia) Limited ACN 114 194 311	Purchase	34,074.83	5,206 Ordinary shares	5,206
Friday, 12 October 2018	Colonial First State Asset Management (Australia) Limited ACN 114 194 311	Purchase	33,885.02	5,177 Ordinary shares	5,177
Friday, 12 October 2018	Colonial First State Asset Management (Australia) Limited ACN 114 194 311	Purchase	111.10	17 Ordinary shares	17
Friday, 12 October 2018	Colonial First State Asset Management (Australia) Limited ACN 114 194 311	Purchase	235.26	36 Ordinary shares	36
Monday, 15 October 2018	Colonial First State Asset Management (Australia) Limited ACN 114 194 311	Purchase	82.36	13 Ordinary shares	13
Monday, 15 October 2018	Colonial First State Asset Management (Australia) Limited ACN 114 194 311	Purchase	25.34	4 Ordinary shares	4

Monday, 15 October 2018	Colonial First State Asset Management (Australia) Limited ACN 114 194 311	Purchase	12,584.60	2,000 Ordinary shares	2,000
Monday, 15 October 2018	Colonial First State Asset Management (Australia) Limited ACN 114 194 311	Purchase	69.69	11 Ordinary shares	11
Tuesday, 16 October 2018	Colonial First State Asset Management (Australia) Limited ACN 114 194 311	Purchase	25.00	4 Ordinary shares	4
Tuesday, 16 October 2018	Colonial First State Asset Management (Australia) Limited ACN 114 194 311	Purchase	150.00	24 Ordinary shares	24
Wednesday, 17 October 2018	Colonial First State Asset Management (Australia) Limited ACN 114 194 311	Purchase	72,586.59	11,284 Ordinary shares	11,284
Wednesday, 17 October 2018	Colonial First State Asset Management (Australia) Limited ACN 114 194 311	Purchase	80,267.23	12,478 Ordinary shares	12,478
Wednesday, 17 October 2018	Colonial First State Asset Management (Australia) Limited ACN 114 194 311	Purchase	20,012.13	3,111 Ordinary shares	3,111
Wednesday, 17 October 2018	Colonial First State Asset Management (Australia) Limited ACN 114 194 311	Purchase	20,121.49	3,128 Ordinary shares	3,128
Thursday, 18 October 2018	Colonial First State Asset Management (Australia) Limited ACN 114 194 311	Purchase	43,885.10	7,000 Ordinary shares	7,000
Friday, 19 October 2018	Colonial First State Asset Management (Australia) Limited ACN 114 194 311	Purchase	67.21	11 Ordinary shares	11
Friday, 19 October 2018	Colonial First State Asset Management (Australia) Limited ACN 114 194 311	Purchase	116.09	19 Ordinary shares	19
Monday, 22 October 2018	Colonial First State Asset Management (Australia) Limited ACN 114 194 311	Purchase	125,523.63	20,801 Ordinary shares	20,801
Monday, 22 October 2018	Colonial First State Asset Management (Australia) Limited ACN 114 194 311	Purchase	31,481.99	5,217 Ordinary shares	5,217
Monday, 22 October 2018	Colonial First State Asset Management (Australia) Limited ACN 114 194 311	Purchase	695.75	115 Ordinary shares	115
Monday, 22 October 2018	Colonial First State Asset Management (Australia) Limited ACN 114 194 311	Purchase	113,406.36	18,793 Ordinary shares	18,793
Monday, 22 October 2018	Colonial First State Asset Management (Australia) Limited ACN 114 194 311	Purchase	31,306.99	5,188 Ordinary shares	5,188
Tuesday, 23 October 2018	Colonial First State Asset Management (Australia) Limited ACN 114 194 311	Purchase	127,069.28	20,800 Ordinary shares	20,800
Tuesday, 23 October 2018	Colonial First State Asset Management (Australia) Limited ACN 114 194 311	Purchase	114,802.21	18,792 Ordinary shares	18,792
Tuesday, 23 October 2018	Colonial First State Asset Management (Australia) Limited ACN 114 194 311	Purchase	224.59	37 Ordinary shares	37
Tuesday, 23 October 2018	Colonial First State Asset Management (Australia) Limited ACN 114 194 311	Purchase	78.91	13 Ordinary shares	13
Tuesday, 23 October 2018	Colonial First State Asset Management (Australia) Limited ACN 114 194 311	Purchase	31,883.39	5,219 Ordinary shares	5,219
Tuesday, 23 October 2018	Colonial First State Asset Management (Australia) Limited ACN 114 194 311	Purchase	31,706.23	5,190 Ordinary shares	5,190
Wednesday, 24 October 2018	Colonial First State Asset Management (Australia) Limited ACN 114 194 311	Purchase	109.98	18 Ordinary shares	18
Friday, 26 October 2018	Colonial First State Asset Management (Australia) Limited ACN 114 194 311	Purchase	2,663.64	441 Ordinary shares	441
Friday, 26 October 2018	Colonial First State Asset Management (Australia) Limited ACN 114 194 311	Purchase	5,170.24	856 Ordinary shares	856
Friday, 26 October 2018	Colonial First State Asset Management (Australia) Limited ACN 114 194 311	Purchase	7,701.00	1,275 Ordinary shares	1,275
Monday, 29 October 2018	Colonial First State Asset Management (Australia) Limited ACN 114 194 311	Purchase	17,730.00	3,000 Ordinary shares	3,000
Tuesday, 30 October 2018	Colonial First State Asset Management (Australia) Limited ACN 114 194 311	Purchase	94.32	16 Ordinary shares	16
Tuesday, 30 October 2018	Colonial First State Asset Management (Australia) Limited ACN 114 194 311	Purchase	76.64	13 Ordinary shares	13
Tuesday, 30 October 2018	Colonial First State Asset Management (Australia) Limited ACN 114 194 311	Purchase	147.38	25 Ordinary shares	25
Wednesday, 31 October 2018	Colonial First State Asset Management (Australia) Limited ACN 114 194 311	Purchase	6,956.88	1,148 Ordinary shares	1,148
Wednesday, 31 October 2018	Colonial First State Asset Management (Australia) Limited ACN 114 194 311	Purchase	2,999.70	495 Ordinary shares	495
Wednesday, 31 October 2018	Colonial First State Asset Management (Australia) Limited ACN 114 194 311	Purchase	1,430.16	236 Ordinary shares	236

Friday, 09 November 2018	Colonial First State Asset Management (Australia) Limited ACN 114 194 311	Sale	230,853.50	37,632 Ordinary shares	37,632
Thursday, 15 November 2018	Colonial First State Asset Management (Australia) Limited ACN 114 194 311	Sale	223,712.70	35,165 Ordinary shares	35,165
Wednesday, 28 November 2018	Colonial First State Asset Management (Australia) Limited ACN 114 194 311	Purchase	1,073.10	147 Ordinary shares	147
Friday, 30 November 2018	Colonial First State Asset Management (Australia) Limited ACN 114 194 311	Purchase	5,207.46	687 Ordinary shares	687
Tuesday, 04 December 2018	Colonial First State Asset Management (Australia) Limited ACN 114 194 311	Purchase	5,699.76	748 Ordinary shares	748
Tuesday, 04 December 2018	Colonial First State Asset Management (Australia) Limited ACN 114 194 311	Purchase	9,311.64	1,222 Ordinary shares	1,222
Friday, 07 December 2018	Colonial First State Asset Management (Australia) Limited ACN 114 194 311	Purchase	2,911.15	395 Ordinary shares	395
Tuesday, 11 December 2018	Colonial First State Asset Management (Australia) Limited ACN 114 194 311	Sale	114,800.47	15,563 Ordinary shares	15,563
Tuesday, 11 December 2018	Colonial First State Asset Management (Australia) Limited ACN 114 194 311	Sale	461,171.40	62,519 Ordinary shares	62,519
Tuesday, 11 December 2018	Colonial First State Asset Management (Australia) Limited ACN 114 194 311	Sale	416,329.66	56,440 Ordinary shares	56,440
Tuesday, 11 December 2018	Colonial First State Asset Management (Australia) Limited ACN 114 194 311	Sale	114,173.47	15,478 Ordinary shares	15,478
Tuesday, 18 December 2018	Colonial First State Asset Management (Australia) Limited ACN 114 194 311	Sale	156,087.43	20,840 Ordinary shares	20,840
Tuesday, 18 December 2018	Colonial First State Asset Management (Australia) Limited ACN 114 194 311	Sale	140,905.61	18,813 Ordinary shares	18,813
Tuesday, 18 December 2018	Colonial First State Asset Management (Australia) Limited ACN 114 194 311	Sale	38,857.08	5,188 Ordinary shares	5,188
Tuesday, 18 December 2018	Colonial First State Asset Management (Australia) Limited ACN 114 194 311	Sale	38,639.88	5,159 Ordinary shares	5,159
Thursday, 10 January 2019	Colonial First State Asset Management (Australia) Limited ACN 114 194 311	Borrow Increase	N/A	109,194 Ordinary shares (borrowed from Citigroup Global Markets Limited (Agreement 5), see Annexure C)	109,194
Thursday, 10 January 2019	Colonial First State Asset Management (Australia) Limited ACN 114 194 311	Purchase	344,043.00	70,000 Ordinary shares	70,000
Thursday, 10 January 2019	Colonial First State Asset Management (Australia) Limited ACN 114 194 311	Purchase	11,608.49	2,576 Ordinary shares	2,576
Thursday, 10 January 2019	Colonial First State Asset Management (Australia) Limited ACN 114 194 311	Purchase	19,906.25	4,375 Ordinary shares	4,375
Thursday, 10 January 2019	Colonial First State Asset Management (Australia) Limited ACN 114 194 311	Purchase	1,053,066.81	210,626 Ordinary shares	210,626
Thursday, 10 January 2019	Colonial First State Asset Management (Australia) Limited ACN 114 194 311	Purchase	1,328,064.96	270,212 Ordinary shares	270,212
Thursday, 10 January 2019	Colonial First State Asset Management (Australia) Limited ACN 114 194 311	Purchase	146,405.04	29,788 Ordinary shares	29,788
Thursday, 10 January 2019	Colonial First State Asset Management (Australia) Limited ACN 114 194 311	Purchase	105,301.05	23,367 Ordinary shares	23,367
Thursday, 10 January 2019	Colonial First State Asset Management (Australia) Limited ACN 114 194 311	Borrow Increase	N/A	341,242 Ordinary shares (borrowed from Citigroup Global Markets Limited (Agreement 12), see Annexure C)	341,242
Thursday, 10 January 2019	Colonial First State Asset Management (Australia) Limited ACN 114 194 311	Purchase	180,553.10	39,682 Ordinary shares	39,682
Thursday, 10 January 2019	Colonial First State Asset Management (Australia) Limited ACN 114 194 311	Purchase	446,843.19	89,374 Ordinary shares	89,374
Friday, 11 January 2019	Colonial First State Asset Management (Australia) Limited ACN 114 194 311	Purchase	167.40	36 Ordinary shares	36
Friday, 11 January 2019	Colonial First State Asset Management (Australia) Limited ACN 114 194 311	Purchase	604.50	130 Ordinary shares	130
Friday, 11 January 2019	Colonial First State Asset Management (Australia) Limited ACN 114 194 311	Purchase	134.85	29 Ordinary shares	29
Friday, 11 January 2019	Colonial First State Asset Management (Australia) Limited ACN 114 194 311	Purchase	83.70	18 Ordinary shares	18
Friday, 11 January 2019	Colonial First State Asset Management (Australia) Limited ACN 114 194 311	Purchase	395.25	85 Ordinary shares	85

Friday, 11 January 2019	Colonial First State Asset Management (Australia) Limited ACN 114 194 311	Purchase	83.70	18 Ordinary shares	18
Friday, 11 January 2019	Colonial First State Asset Management (Australia) Limited ACN 114 194 311	Purchase	492.90	106 Ordinary shares	106
Friday, 11 January 2019	Colonial First State Asset Management (Australia) Limited ACN 114 194 311	Purchase	134.85	29 Ordinary shares	29
Friday, 11 January 2019	Colonial First State Asset Management (Australia) Limited ACN 114 194 311	Purchase	218.55	47 Ordinary shares	47
Friday, 11 January 2019	Colonial First State Asset Management (Australia) Limited ACN 114 194 311	Purchase	269.70	58 Ordinary shares	58
Friday, 11 January 2019	Colonial First State Asset Management (Australia) Limited ACN 114 194 311	Purchase	139.50	30 Ordinary shares	30
Friday, 11 January 2019	Colonial First State Asset Management (Australia) Limited ACN 114 194 311	Purchase	13.95	3 Ordinary shares	3
Friday, 11 January 2019	Colonial First State Asset Management (Australia) Limited ACN 114 194 311	Purchase	567.30	122 Ordinary shares	122
Friday, 11 January 2019	Colonial First State Asset Management (Australia) Limited ACN 114 194 311	Purchase	69.75	15 Ordinary shares	15
Friday, 11 January 2019	Colonial First State Asset Management (Australia) Limited ACN 114 194 311	Purchase	413.85	89 Ordinary shares	89
Friday, 11 January 2019	Colonial First State Asset Management (Australia) Limited ACN 114 194 311	Purchase	93.00	20 Ordinary shares	20
Friday, 11 January 2019	Colonial First State Asset Management (Australia) Limited ACN 114 194 311	Purchase	144.15	31 Ordinary shares	31
Friday, 11 January 2019	Colonial First State Asset Management (Australia) Limited ACN 114 194 311	Purchase	446.40	96 Ordinary shares	96
Friday, 11 January 2019	Colonial First State Asset Management (Australia) Limited ACN 114 194 311	Purchase	320.85	69 Ordinary shares	69
Friday, 11 January 2019	Colonial First State Asset Management (Australia) Limited ACN 114 194 311	Purchase	199.95	43 Ordinary shares	43
Friday, 11 January 2019	Colonial First State Asset Management (Australia) Limited ACN 114 194 311	Purchase	399.90	86 Ordinary shares	86
Monday, 14 January 2019	Colonial First State Asset Management (Australia) Limited ACN 114 194 311	Purchase	48.30	10 Ordinary shares	10
Monday, 14 January 2019	Colonial First State Asset Management (Australia) Limited ACN 114 194 311	Purchase	111.09	23 Ordinary shares	23
Monday, 14 January 2019	Colonial First State Asset Management (Australia) Limited ACN 114 194 311	Purchase	43.47	9 Ordinary shares	9
Monday, 14 January 2019	Colonial First State Asset Management (Australia) Limited ACN 114 194 311	Purchase	125.58	26 Ordinary shares	26
Monday, 14 January 2019	Colonial First State Asset Management (Australia) Limited ACN 114 194 311	Purchase	91.77	19 Ordinary shares	19
Monday, 14 January 2019	Colonial First State Asset Management (Australia) Limited ACN 114 194 311	Purchase	280.14	58 Ordinary shares	58
Monday, 14 January 2019	Colonial First State Asset Management (Australia) Limited ACN 114 194 311	Purchase	497.49	103 Ordinary shares	103
Monday, 14 January 2019	Colonial First State Asset Management (Australia) Limited ACN 114 194 311	Purchase	33.81	7 Ordinary shares	7
Monday, 14 January 2019	Colonial First State Asset Management (Australia) Limited ACN 114 194 311	Purchase	53.13	11 Ordinary shares	11
Monday, 14 January 2019	Colonial First State Asset Management (Australia) Limited ACN 114 194 311	Purchase	48.30	10 Ordinary shares	10
Monday, 14 January 2019	Colonial First State Asset Management (Australia) Limited ACN 114 194 311	Purchase	19.32	4 Ordinary shares	4
Monday, 14 January 2019	Colonial First State Asset Management (Australia) Limited ACN 114 194 311	Purchase	62.79	13 Ordinary shares	13
Monday, 14 January 2019	Colonial First State Asset Management (Australia) Limited ACN 114 194 311	Purchase	53.13	11 Ordinary shares	11
Monday, 14 January 2019	Colonial First State Asset Management (Australia) Limited ACN 114 194 311	Purchase	106.26	22 Ordinary shares	22
Monday, 14 January 2019	Colonial First State Asset Management (Australia) Limited ACN 114 194 311	Purchase	304.29	63 Ordinary shares	63
Tuesday, 15 January 2019	Colonial First State Asset Management (Australia) Limited ACN 114 194 311	Purchase	20.06	4 Ordinary shares	4
Tuesday, 15 January 2019	Colonial First State Asset Management (Australia) Limited ACN 114 194 311	Purchase	55.17	11 Ordinary shares	11

Tuesday, 15 January 2019	Colonial First State Asset Management (Australia) Limited ACN 114 194 311	Purchase	25.08	5 Ordinary shares	5
Tuesday, 15 January 2019	Colonial First State Asset Management (Australia) Limited ACN 114 194 311	Purchase	30.09	6 Ordinary shares	6
Tuesday, 15 January 2019	Colonial First State Asset Management (Australia) Limited ACN 114 194 311	Purchase	55.17	11 Ordinary shares	11
Tuesday, 15 January 2019	Colonial First State Asset Management (Australia) Limited ACN 114 194 311	Purchase	10.03	2 Ordinary shares	2
Tuesday, 15 January 2019	Colonial First State Asset Management (Australia) Limited ACN 114 194 311	Purchase	15.05	3 Ordinary shares	3
Tuesday, 15 January 2019	Colonial First State Asset Management (Australia) Limited ACN 114 194 311	Purchase	40.12	8 Ordinary shares	8
Tuesday, 15 January 2019	Colonial First State Asset Management (Australia) Limited ACN 114 194 311	Purchase	20.06	4 Ordinary shares	4
Tuesday, 15 January 2019	Colonial First State Asset Management (Australia) Limited ACN 114 194 311	Purchase	25.08	5 Ordinary shares	5
Tuesday, 15 January 2019	Colonial First State Asset Management (Australia) Limited ACN 114 194 311	Purchase	55.17	11 Ordinary shares	11
Tuesday, 15 January 2019	Colonial First State Asset Management (Australia) Limited ACN 114 194 311	Purchase	10.03	2 Ordinary shares	2
Tuesday, 15 January 2019	Colonial First State Asset Management (Australia) Limited ACN 114 194 311	Purchase	30.09	6 Ordinary shares	6
Tuesday, 15 January 2019	Colonial First State Asset Management (Australia) Limited ACN 114 194 311	Purchase	90.27	18 Ordinary shares	18
Tuesday, 15 January 2019	Colonial First State Asset Management (Australia) Limited ACN 114 194 311	Purchase	145.44	29 Ordinary shares	29
Tuesday, 15 January 2019	Colonial First State Asset Management (Australia) Limited ACN 114 194 311	Purchase	55.17	11 Ordinary shares	11
Wednesday, 16 January 2019	Colonial First State Asset Management (Australia) Limited ACN 114 194 311	Purchase	419.90	85 Ordinary shares	85
Wednesday, 16 January 2019	Colonial First State Asset Management (Australia) Limited ACN 114 194 311	Purchase	330.98	67 Ordinary shares	67
Wednesday, 16 January 2019	Colonial First State Asset Management (Australia) Limited ACN 114 194 311	Purchase	459.42	93 Ordinary shares	93
Wednesday, 16 January 2019	Colonial First State Asset Management (Australia) Limited ACN 114 194 311	Purchase	1,002.82	203 Ordinary shares	203
Wednesday, 16 January 2019	Colonial First State Asset Management (Australia) Limited ACN 114 194 311	Purchase	518.70	105 Ordinary shares	105
Wednesday, 16 January 2019	Colonial First State Asset Management (Australia) Limited ACN 114 194 311	Purchase	49.40	10 Ordinary shares	10
Wednesday, 16 January 2019	Colonial First State Asset Management (Australia) Limited ACN 114 194 311	Purchase	1,027.52	208 Ordinary shares	208
Wednesday, 16 January 2019	Colonial First State Asset Management (Australia) Limited ACN 114 194 311	Purchase	222.30	45 Ordinary shares	45
Wednesday, 16 January 2019	Colonial First State Asset Management (Australia) Limited ACN 114 194 311	Purchase	227.24	46 Ordinary shares	46
Wednesday, 16 January 2019	Colonial First State Asset Management (Australia) Limited ACN 114 194 311	Purchase	108.68	22 Ordinary shares	22
Wednesday, 16 January 2019	Colonial First State Asset Management (Australia) Limited ACN 114 194 311	Purchase	128.44	26 Ordinary shares	26
Wednesday, 16 January 2019	Colonial First State Asset Management (Australia) Limited ACN 114 194 311	Purchase	118.56	24 Ordinary shares	24
Wednesday, 16 January 2019	Colonial First State Asset Management (Australia) Limited ACN 114 194 311	Purchase	335.92	68 Ordinary shares	68
Thursday, 17 January 2019	Colonial First State Asset Management (Australia) Limited ACN 114 194 311	Purchase	9.98	2 Ordinary shares	2
Thursday, 17 January 2019	Colonial First State Asset Management (Australia) Limited ACN 114 194 311	Purchase	244.51	49 Ordinary shares	49
Thursday, 17 January 2019	Colonial First State Asset Management (Australia) Limited ACN 114 194 311	Purchase	19.96	4 Ordinary shares	4
Thursday, 17 January 2019	Colonial First State Asset Management (Australia) Limited ACN 114 194 311	Purchase	304.39	61 Ordinary shares	61
Thursday, 17 January 2019	Colonial First State Asset Management (Australia) Limited ACN 114 194 311	Purchase	434.13	87 Ordinary shares	87
Thursday, 17 January 2019	Colonial First State Asset Management (Australia) Limited ACN 114 194 311	Purchase	4.99	1 Ordinary shares	1

Friday, 18 January 2019	Colonial First State Asset Management (Australia) Limited ACN 114 194 311	Purchase	134.42	26 Ordinary shares	26
Friday, 18 January 2019	Colonial First State Asset Management (Australia) Limited ACN 114 194 311	Purchase	36.19	7 Ordinary shares	7
Wednesday, 23 January 2019	Colonial First State Asset Management (Australia) Limited ACN 114 194 311	Purchase	101.65	19 Ordinary shares	19
Thursday, 24 January 2019	Colonial First State Asset Management (Australia) Limited ACN 114 194 311	Purchase	121.44	23 Ordinary shares	23
Friday, 25 January 2019	Colonial First State Asset Management (Australia) Limited ACN 114 194 311	Purchase	241.23	43 Ordinary shares	43
Wednesday, 30 January 2019	Colonial First State Asset Management (Australia) Limited ACN 114 194 311	Sale	9,570.04	1,689 Ordinary shares	1,689
Wednesday, 30 January 2019	Colonial First State Asset Management (Australia) Limited ACN 114 194 311	Sale	79,325.40	14,000 Ordinary shares	14,000
Wednesday, 30 January 2019	Colonial First State Asset Management (Australia) Limited ACN 114 194 311	Sale	86,753.66	15,311 Ordinary shares	15,311
Thursday, 31 January 2019	Colonial First State Asset Management (Australia) Limited ACN 114 194 311	Sale	97,711.23	17,112 Ordinary shares	17,112
Thursday, 31 January 2019	Colonial First State Asset Management (Australia) Limited ACN 114 194 311	Sale	17,056.50	3,000 Ordinary shares	3,000
Thursday, 31 January 2019	Colonial First State Asset Management (Australia) Limited ACN 114 194 311	Sale	171.00	30 Ordinary shares	30
Thursday, 31 January 2019	Colonial First State Asset Management (Australia) Limited ACN 114 194 311	Sale	336.30	59 Ordinary shares	59
Thursday, 31 January 2019	Colonial First State Asset Management (Australia) Limited ACN 114 194 311	Sale	119.70	21 Ordinary shares	21
Thursday, 31 January 2019	Colonial First State Asset Management (Australia) Limited ACN 114 194 311	Sale	165.30	29 Ordinary shares	29
Thursday, 31 January 2019	Colonial First State Asset Management (Australia) Limited ACN 114 194 311	Sale	256.50	45 Ordinary shares	45
Thursday, 31 January 2019	Colonial First State Asset Management (Australia) Limited ACN 114 194 311	Sale	68.40	12 Ordinary shares	12
Thursday, 31 January 2019	Colonial First State Asset Management (Australia) Limited ACN 114 194 311	Sale	188.10	33 Ordinary shares	33
Thursday, 31 January 2019	Colonial First State Asset Management (Australia) Limited ACN 114 194 311	Sale	10,780.67	1,888 Ordinary shares	1,888
Thursday, 31 January 2019	Colonial First State Asset Management (Australia) Limited ACN 114 194 311	Sale	11,420.20	2,000 Ordinary shares	2,000
Thursday, 31 January 2019	Colonial First State Asset Management (Australia) Limited ACN 114 194 311	Sale	28.50	5 Ordinary shares	5
Thursday, 31 January 2019	Colonial First State Asset Management (Australia) Limited ACN 114 194 311	Sale	210.90	37 Ordinary shares	37
Thursday, 31 January 2019	Colonial First State Asset Management (Australia) Limited ACN 114 194 311	Sale	97,290.28	17,112 Ordinary shares	17,112
Thursday, 31 January 2019	Colonial First State Asset Management (Australia) Limited ACN 114 194 311	Sale	10,734.22	1,888 Ordinary shares	1,888
Thursday, 31 January 2019	Colonial First State Asset Management (Australia) Limited ACN 114 194 311	Sale	28.50	5 Ordinary shares	5
Thursday, 31 January 2019	Colonial First State Asset Management (Australia) Limited ACN 114 194 311	Sale	102.60	18 Ordinary shares	18
Thursday, 31 January 2019	Colonial First State Asset Management (Australia) Limited ACN 114 194 311	Sale	336.30	59 Ordinary shares	59
Thursday, 31 January 2019	Colonial First State Asset Management (Australia) Limited ACN 114 194 311	Sale	114.00	20 Ordinary shares	20
Thursday, 31 January 2019	Colonial First State Asset Management (Australia) Limited ACN 114 194 311	Sale	125.40	22 Ordinary shares	22
Thursday, 31 January 2019	Colonial First State Asset Management (Australia) Limited ACN 114 194 311	Sale	39.90	7 Ordinary shares	7
Friday, 01 February 2019	Colonial First State Asset Management (Australia) Limited ACN 114 194 311	Sale	9,474.45	1,689 Ordinary shares	1,689
Friday, 01 February 2019	Colonial First State Asset Management (Australia) Limited ACN 114 194 311	Sale	14,023.75	2,500 Ordinary shares	2,500
Friday, 01 February 2019	Colonial First State Asset Management (Australia) Limited ACN 114 194 311	Sale	85,887.05	15,311 Ordinary shares	15,311
Friday, 01 February 2019	Colonial First State Asset Management (Australia) Limited ACN 114 194 311	Sale	110.58	19 Ordinary shares	19

Friday, 01 February 2019	Colonial First State Asset Management (Australia) Limited ACN 114 194 311	Sale	314.28	54 Ordinary shares	54
Friday, 01 February 2019	Colonial First State Asset Management (Australia) Limited ACN 114 194 311	Sale	93.12	16 Ordinary shares	16
Monday, 04 February 2019	Colonial First State Asset Management (Australia) Limited ACN 114 194 311	Sale	208,925.89	37,626 Ordinary shares	37,626
Monday, 04 February 2019	Colonial First State Asset Management (Australia) Limited ACN 114 194 311	Sale	305.25	55 Ordinary shares	55
Monday, 04 February 2019	Colonial First State Asset Management (Australia) Limited ACN 114 194 311	Sale	94.35	17 Ordinary shares	17
Monday, 04 February 2019	Colonial First State Asset Management (Australia) Limited ACN 114 194 311	Sale	177.60	32 Ordinary shares	32
Monday, 04 February 2019	Colonial First State Asset Management (Australia) Limited ACN 114 194 311	Sale	57,292.76	10,318 Ordinary shares	10,318
Monday, 04 February 2019	Colonial First State Asset Management (Australia) Limited ACN 114 194 311	Sale	57,614.82	10,376 Ordinary shares	10,376
Monday, 04 February 2019	Colonial First State Asset Management (Australia) Limited ACN 114 194 311	Sale	231,436.54	41,680 Ordinary shares	41,680
Tuesday, 05 February 2019	Colonial First State Asset Management (Australia) Limited ACN 114 194 311	Sale	136,061.03	25,008 Ordinary shares	25,008
Tuesday, 05 February 2019	Colonial First State Asset Management (Australia) Limited ACN 114 194 311	Sale	33,868.36	6,225 Ordinary shares	6,225
Tuesday, 05 February 2019	Colonial First State Asset Management (Australia) Limited ACN 114 194 311	Sale	33,683.37	6,191 Ordinary shares	6,191
Tuesday, 05 February 2019	Colonial First State Asset Management (Australia) Limited ACN 114 194 311	Sale	122,829.24	22,576 Ordinary shares	22,576
Thursday, 07 February 2019	Colonial First State Asset Management (Australia) Limited ACN 114 194 311	Sale	40,575.55	7,525 Ordinary shares	7,525
Thursday, 07 February 2019	Colonial First State Asset Management (Australia) Limited ACN 114 194 311	Sale	44,948.55	8,336 Ordinary shares	8,336
Thursday, 07 February 2019	Colonial First State Asset Management (Australia) Limited ACN 114 194 311	Sale	11,188.61	2,075 Ordinary shares	2,075
Thursday, 07 February 2019	Colonial First State Asset Management (Australia) Limited ACN 114 194 311	Sale	11,129.29	2,064 Ordinary shares	2,064
Monday, 11 February 2019	Colonial First State Asset Management (Australia) Limited ACN 114 194 311	Sale	137,766.18	26,338 Ordinary shares	26,338
Monday, 11 February 2019	Colonial First State Asset Management (Australia) Limited ACN 114 194 311	Sale	37,781.35	7,223 Ordinary shares	7,223
Monday, 11 February 2019	Colonial First State Asset Management (Australia) Limited ACN 114 194 311	Sale	152,610.90	29,176 Ordinary shares	29,176
Monday, 11 February 2019	Colonial First State Asset Management (Australia) Limited ACN 114 194 311	Sale	37,990.57	7,263 Ordinary shares	7,263
Tuesday, 12 February 2019	Colonial First State Asset Management (Australia) Limited ACN 114 194 311	Purchase	87,955.59	17,703 Ordinary shares	17,703
Tuesday, 12 February 2019	Colonial First State Asset Management (Australia) Limited ACN 114 194 311	Purchase	87,846.28	17,681 Ordinary shares	17,681
Wednesday, 13 February 2019	Colonial First State Asset Management (Australia) Limited ACN 114 194 311	Purchase	15,264.00	3,000 Ordinary shares	3,000
Thursday, 14 February 2019	Colonial First State Asset Management (Australia) Limited ACN 114 194 311	Purchase	15,151.50	3,000 Ordinary shares	3,000
Friday, 15 February 2019	Colonial First State Asset Management (Australia) Limited ACN 114 194 311	Purchase	18,541.88	3,690 Ordinary shares	3,690
Friday, 15 February 2019	Colonial First State Asset Management (Australia) Limited ACN 114 194 311	Purchase	167,379.42	33,310 Ordinary shares	33,310
Friday, 15 February 2019	Colonial First State Asset Management (Australia) Limited ACN 114 194 311	Purchase	15,074.70	3,000 Ordinary shares	3,000
Monday, 18 February 2019	Colonial First State Asset Management (Australia) Limited ACN 114 194 311	Purchase	965.92	189 Ordinary shares	189
Monday, 18 February 2019	Colonial First State Asset Management (Australia) Limited ACN 114 194 311	Purchase	9,224.69	1,806 Ordinary shares	1,806
Monday, 18 February 2019	Colonial First State Asset Management (Australia) Limited ACN 114 194 311	Purchase	8,698.41	1,702 Ordinary shares	1,702
Monday, 18 February 2019	Colonial First State Asset Management (Australia) Limited ACN 114 194 311	Purchase	83,272.46	16,303 Ordinary shares	16,303
Tuesday, 19 February 2019	Colonial First State Asset Management (Australia) Limited ACN 114 194 311	Purchase	24,291.52	4,984 Ordinary shares	4,984

Tuesday, 19 February 2019	Colonial First State Asset Management (Australia) Limited ACN 114 194 311	Purchase	219,403.48	45,016 Ordinary shares	45,016
Tuesday, 19 February 2019	Colonial First State Asset Management (Australia) Limited ACN 114 194 311	Purchase	29,243.40	6,000 Ordinary shares	6,000
Wednesday, 20 February 2019	Colonial First State Asset Management (Australia) Limited ACN 114 194 311	Purchase	81.26	17 Ordinary shares	17
Wednesday, 20 February 2019	Colonial First State Asset Management (Australia) Limited ACN 114 194 311	Sale	9,796.76	1,918 Ordinary shares	1,918
Wednesday, 20 February 2019	Colonial First State Asset Management (Australia) Limited ACN 114 194 311	Sale	11,847.54	2,319 Ordinary shares	2,319
Wednesday, 20 February 2019	Colonial First State Asset Management (Australia) Limited ACN 114 194 311	Purchase	106,497.16	22,297 Ordinary shares	22,297
Wednesday, 20 February 2019	Colonial First State Asset Management (Australia) Limited ACN 114 194 311	Purchase	325.04	68 Ordinary shares	68
Wednesday, 20 February 2019	Colonial First State Asset Management (Australia) Limited ACN 114 194 311	Sale	34,559.37	6,766 Ordinary shares	6,766
Wednesday, 20 February 2019	Colonial First State Asset Management (Australia) Limited ACN 114 194 311	Purchase	33,556.64	7,006 Ordinary shares	7,006
Wednesday, 20 February 2019	Colonial First State Asset Management (Australia) Limited ACN 114 194 311	Purchase	86.04	18 Ordinary shares	18
Wednesday, 20 February 2019	Colonial First State Asset Management (Australia) Limited ACN 114 194 311	Purchase	191.20	40 Ordinary shares	40
Wednesday, 20 February 2019	Colonial First State Asset Management (Australia) Limited ACN 114 194 311	Purchase	23,948.50	5,000 Ordinary shares	5,000
Wednesday, 20 February 2019	Colonial First State Asset Management (Australia) Limited ACN 114 194 311	Sale	41,790.80	8,180 Ordinary shares	8,180
Wednesday, 20 February 2019	Colonial First State Asset Management (Australia) Limited ACN 114 194 311	Sale	9,852.95	1,929 Ordinary shares	1,929
Wednesday, 20 February 2019	Colonial First State Asset Management (Australia) Limited ACN 114 194 311	Purchase	47.80	10 Ordinary shares	10
Wednesday, 20 February 2019	Colonial First State Asset Management (Australia) Limited ACN 114 194 311	Purchase	71.70	15 Ordinary shares	15
Wednesday, 20 February 2019	Colonial First State Asset Management (Australia) Limited ACN 114 194 311	Sale	11,908.85	2,331 Ordinary shares	2,331
Wednesday, 20 February 2019	Colonial First State Asset Management (Australia) Limited ACN 114 194 311	Sale	38,288.07	7,496 Ordinary shares	7,496
Wednesday, 20 February 2019	Colonial First State Asset Management (Australia) Limited ACN 114 194 311	Purchase	100.38	21 Ordinary shares	21
Wednesday, 20 February 2019	Colonial First State Asset Management (Australia) Limited ACN 114 194 311	Purchase	95.60	20 Ordinary shares	20
Wednesday, 20 February 2019	Colonial First State Asset Management (Australia) Limited ACN 114 194 311	Purchase	302,838.36	63,227 Ordinary shares	63,227
Wednesday, 20 February 2019	Colonial First State Asset Management (Australia) Limited ACN 114 194 311	Sale	46,291.74	9,061 Ordinary shares	9,061
Wednesday, 20 February 2019	Colonial First State Asset Management (Australia) Limited ACN 114 194 311	Purchase	258.12	54 Ordinary shares	54
Wednesday, 20 February 2019	Colonial First State Asset Management (Australia) Limited ACN 114 194 311	Purchase	11,797.46	2,470 Ordinary shares	2,470
Thursday, 21 February 2019	Colonial First State Asset Management (Australia) Limited ACN 114 194 311	Purchase	129.06	27 Ordinary shares	27
Thursday, 21 February 2019	Colonial First State Asset Management (Australia) Limited ACN 114 194 311	Purchase	148.18	31 Ordinary shares	31
Thursday, 21 February 2019	Colonial First State Asset Management (Australia) Limited ACN 114 194 311	Purchase	167.30	35 Ordinary shares	35
Thursday, 21 February 2019	Colonial First State Asset Management (Australia) Limited ACN 114 194 311	Purchase	95.60	20 Ordinary shares	20
Thursday, 21 February 2019	Colonial First State Asset Management (Australia) Limited ACN 114 194 311	Purchase	267.68	56 Ordinary shares	56
Thursday, 21 February 2019	Colonial First State Asset Management (Australia) Limited ACN 114 194 311	Purchase	90.82	19 Ordinary shares	19
Thursday, 21 February 2019	Colonial First State Asset Management (Australia) Limited ACN 114 194 311	Purchase	21,537.29	4,501 Ordinary shares	4,501
Thursday, 21 February 2019	Colonial First State Asset Management (Australia) Limited ACN 114 194 311	Purchase	105.16	22 Ordinary shares	22
Thursday, 21 February 2019	Colonial First State Asset Management (Australia) Limited ACN 114 194 311	Purchase	71.70	15 Ordinary shares	15

Thursday, 21 February 2019	Colonial First State Asset Management (Australia) Limited ACN 114 194 311	Purchase	129.06	27 Ordinary shares	27
Thursday, 21 February 2019	Colonial First State Asset Management (Australia) Limited ACN 114 194 311	Purchase	175,808.02	36,010 Ordinary shares	36,010
Thursday, 21 February 2019	Colonial First State Asset Management (Australia) Limited ACN 114 194 311	Purchase	253.34	53 Ordinary shares	53
Thursday, 21 February 2019	Colonial First State Asset Management (Australia) Limited ACN 114 194 311	Purchase	191.20	40 Ordinary shares	40
Thursday, 21 February 2019	Colonial First State Asset Management (Australia) Limited ACN 114 194 311	Purchase	28.68	6 Ordinary shares	6
Thursday, 21 February 2019	Colonial First State Asset Management (Australia) Limited ACN 114 194 311	Purchase	2,387.72	499 Ordinary shares	499
Thursday, 21 February 2019	Colonial First State Asset Management (Australia) Limited ACN 114 194 311	Purchase	19,479.98	3,990 Ordinary shares	3,990
Thursday, 21 February 2019	Colonial First State Asset Management (Australia) Limited ACN 114 194 311	Purchase	19.12	4 Ordinary shares	4
Thursday, 21 February 2019	Colonial First State Asset Management (Australia) Limited ACN 114 194 311	Purchase	47.80	10 Ordinary shares	10
Friday, 22 February 2019	Colonial First State Asset Management (Australia) Limited ACN 114 194 311	Sale	134,643.26	28,111 Ordinary shares	28,111
Friday, 22 February 2019	Colonial First State Asset Management (Australia) Limited ACN 114 194 311	Sale	38,173.91	7,970 Ordinary shares	7,970
Friday, 22 February 2019	Colonial First State Asset Management (Australia) Limited ACN 114 194 311	Sale	38,375.08	8,012 Ordinary shares	8,012
Friday, 22 February 2019	Colonial First State Asset Management (Australia) Limited ACN 114 194 311	Sale	12,545.80	2,638 Ordinary shares	2,638
Friday, 22 February 2019	Colonial First State Asset Management (Australia) Limited ACN 114 194 311	Purchase	386,214.83	76,510 Ordinary shares	76,510
Friday, 22 February 2019	Colonial First State Asset Management (Australia) Limited ACN 114 194 311	Sale	44,014.93	9,255 Ordinary shares	9,255
Friday, 22 February 2019	Colonial First State Asset Management (Australia) Limited ACN 114 194 311	Purchase	42,856.67	8,490 Ordinary shares	8,490
Friday, 22 February 2019	Colonial First State Asset Management (Australia) Limited ACN 114 194 311	Sale	149,151.26	31,140 Ordinary shares	31,140
Friday, 22 February 2019	Colonial First State Asset Management (Australia) Limited ACN 114 194 311	Sale	48,751.71	10,251 Ordinary shares	10,251
Friday, 22 February 2019	Colonial First State Asset Management (Australia) Limited ACN 114 194 311	Sale	12,474.46	2,623 Ordinary shares	2,623
Monday, 25 February 2019	Colonial First State Asset Management (Australia) Limited ACN 114 194 311	Sale	72,969.36	14,946 Ordinary shares	14,946
Monday, 25 February 2019	Colonial First State Asset Management (Australia) Limited ACN 114 194 311	Purchase	40.24	8 Ordinary shares	8
Monday, 25 February 2019	Colonial First State Asset Management (Australia) Limited ACN 114 194 311	Sale	30,914.18	6,390 Ordinary shares	6,390
Monday, 25 February 2019	Colonial First State Asset Management (Australia) Limited ACN 114 194 311	Sale	120,144.41	24,834 Ordinary shares	24,834
Monday, 25 February 2019	Colonial First State Asset Management (Australia) Limited ACN 114 194 311	Sale	80,834.59	16,557 Ordinary shares	16,557
Monday, 25 February 2019	Colonial First State Asset Management (Australia) Limited ACN 114 194 311	Sale	20,685.88	4,237 Ordinary shares	4,237
Monday, 25 February 2019	Colonial First State Asset Management (Australia) Limited ACN 114 194 311	Purchase	80.48	16 Ordinary shares	16
Monday, 25 February 2019	Colonial First State Asset Management (Australia) Limited ACN 114 194 311	Sale	30,749.69	6,356 Ordinary shares	6,356
Monday, 25 February 2019	Colonial First State Asset Management (Australia) Limited ACN 114 194 311	Sale	20,798.17	4,260 Ordinary shares	4,260
Monday, 25 February 2019	Colonial First State Asset Management (Australia) Limited ACN 114 194 311	Purchase	70.42	14 Ordinary shares	14
Monday, 25 February 2019	Colonial First State Asset Management (Australia) Limited ACN 114 194 311	Purchase	179,933.59	36,004 Ordinary shares	36,004
Monday, 25 February 2019	Colonial First State Asset Management (Australia) Limited ACN 114 194 311	Sale	108,465.72	22,420 Ordinary shares	22,420
Monday, 25 February 2019	Colonial First State Asset Management (Australia) Limited ACN 114 194 311	Purchase	19,970.41	3,996 Ordinary shares	3,996
Tuesday, 26 February 2019	Colonial First State Asset Management (Australia) Limited ACN 114 194 311	Sale	177,595.22	35,182 Ordinary shares	35,182

Tuesday, 26 February 2019	Colonial First State Asset Management (Australia) Limited ACN 114 194 311	Sale	45,451.29	9,004 Ordinary shares	9,004
Tuesday, 26 February 2019	Colonial First State Asset Management (Australia) Limited ACN 114 194 311	Sale	7,931.50	1,597 Ordinary shares	1,597
Tuesday, 26 February 2019	Colonial First State Asset Management (Australia) Limited ACN 114 194 311	Sale	160,326.35	31,761 Ordinary shares	31,761
Tuesday, 26 February 2019	Colonial First State Asset Management (Australia) Limited ACN 114 194 311	Sale	45,698.64	9,053 Ordinary shares	9,053
Tuesday, 26 February 2019	Colonial First State Asset Management (Australia) Limited ACN 114 194 311	Sale	27,837.23	5,605 Ordinary shares	5,605
Tuesday, 26 February 2019	Colonial First State Asset Management (Australia) Limited ACN 114 194 311	Sale	7,891.77	1,589 Ordinary shares	1,589
Tuesday, 26 February 2019	Colonial First State Asset Management (Australia) Limited ACN 114 194 311	Sale	30,837.00	6,209 Ordinary shares	6,209
Wednesday, 27 February 2019	Colonial First State Asset Management (Australia) Limited ACN 114 194 311	Purchase	15,866.12	2,997 Ordinary shares	2,997
Wednesday, 27 February 2019	Colonial First State Asset Management (Australia) Limited ACN 114 194 311	Purchase	142,953.88	27,003 Ordinary shares	27,003
Thursday, 28 February 2019	Colonial First State Asset Management (Australia) Limited ACN 114 194 311	Purchase	21,256.40	4,000 Ordinary shares	4,000
Thursday, 28 February 2019	Colonial First State Asset Management (Australia) Limited ACN 114 194 311	Purchase	475,996.99	89,374 Ordinary shares	89,374
Thursday, 28 February 2019	Colonial First State Asset Management (Australia) Limited ACN 114 194 311	Purchase	478,269.00	90,000 Ordinary shares	90,000
Thursday, 28 February 2019	Colonial First State Asset Management (Australia) Limited ACN 114 194 311	Purchase	1,121,773.01	210,626 Ordinary shares	210,626
Thursday, 28 February 2019	Colonial First State Asset Management (Australia) Limited ACN 114 194 311	Purchase	53,141.00	10,000 Ordinary shares	10,000
Tuesday, 05 March 2019	Colonial First State Asset Management (Australia) Limited ACN 114 194 311	Purchase	10.38	2 Ordinary shares	2
Tuesday, 05 March 2019	Colonial First State Asset Management (Australia) Limited ACN 114 194 311	Purchase	77.85	15 Ordinary shares	15
Tuesday, 05 March 2019	Colonial First State Asset Management (Australia) Limited ACN 114 194 311	Purchase	5.19	1 Ordinary shares	1
Tuesday, 05 March 2019	Colonial First State Asset Management (Australia) Limited ACN 114 194 311	Purchase	15.57	3 Ordinary shares	3
Tuesday, 05 March 2019	Colonial First State Asset Management (Australia) Limited ACN 114 194 311	Purchase	31.14	6 Ordinary shares	6
Wednesday, 06 March 2019	Colonial First State Asset Management (Australia) Limited ACN 114 194 311	Purchase	31.14	6 Ordinary shares	6
Wednesday, 06 March 2019	Colonial First State Asset Management (Australia) Limited ACN 114 194 311	Purchase	264.69	51 Ordinary shares	51
Wednesday, 06 March 2019	Colonial First State Asset Management (Australia) Limited ACN 114 194 311	Purchase	145.32	28 Ordinary shares	28
Wednesday, 06 March 2019	Colonial First State Asset Management (Australia) Limited ACN 114 194 311	Purchase	5.19	1 Ordinary shares	1
Thursday, 07 March 2019	Colonial First State Asset Management (Australia) Limited ACN 114 194 311	Purchase	2,047.74	386 Ordinary shares	386
Thursday, 07 March 2019	Colonial First State Asset Management (Australia) Limited ACN 114 194 311	Purchase	21,444.00	4,000 Ordinary shares	4,000
Thursday, 07 March 2019	Colonial First State Asset Management (Australia) Limited ACN 114 194 311	Sale	25.95	5 Ordinary shares	5
Thursday, 07 March 2019	Colonial First State Asset Management (Australia) Limited ACN 114 194 311	Purchase	53,610.00	10,000 Ordinary shares	10,000
Thursday, 07 March 2019	Colonial First State Asset Management (Australia) Limited ACN 114 194 311	Purchase	1,145.88	216 Ordinary shares	216
Tuesday, 12 March 2019	Colonial First State Asset Management (Australia) Limited ACN 114 194 311	Purchase	13,771.80	2,608 Ordinary shares	2,608
Tuesday, 12 March 2019	Colonial First State Asset Management (Australia) Limited ACN 114 194 311	Purchase	123,523.80	23,392 Ordinary shares	23,392
Tuesday, 12 March 2019	Colonial First State Asset Management (Australia) Limited ACN 114 194 311	Purchase	15,841.80	3,000 Ordinary shares	3,000
Wednesday, 13 March 2019	Colonial First State Asset Management (Australia) Limited ACN 114 194 311	Purchase	41,685.60	8,000 Ordinary shares	8,000
Thursday, 14 March 2019	Colonial First State Asset Management (Australia) Limited ACN 114 194 311	Purchase	85.92	16 Ordinary shares	16

Thursday, 14 March 2019	Colonial First State Asset Management (Australia) Limited ACN 114 194 311	Purchase	102.03	19 Ordinary shares	19
Thursday, 14 March 2019	Colonial First State Asset Management (Australia) Limited ACN 114 194 311	Purchase	166.47	31 Ordinary shares	31
Monday, 18 March 2019	Colonial First State Asset Management (Australia) Limited ACN 114 194 311	Purchase	7,809.15	1,500 Ordinary shares	1,500
Wednesday, 20 March 2019	Colonial First State Asset Management (Australia) Limited ACN 114 194 311	Purchase	99.32	19 Ordinary shares	19
Wednesday, 20 March 2019	Colonial First State Asset Management (Australia) Limited ACN 114 194 311	Purchase	73.18	14 Ordinary shares	14
Wednesday, 20 March 2019	Colonial First State Asset Management (Australia) Limited ACN 114 194 311	Purchase	31.36	6 Ordinary shares	6
Thursday, 21 March 2019	Colonial First State Asset Management (Australia) Limited ACN 114 194 311	Sale	5.25	1 Ordinary shares	1
Friday, 22 March 2019	Colonial First State Asset Management (Australia) Limited ACN 114 194 311	Sale	58,531.89	11,210 Ordinary shares	11,210
Friday, 22 March 2019	Colonial First State Asset Management (Australia) Limited ACN 114 194 311	Sale	64,834.12	12,417 Ordinary shares	12,417
Friday, 22 March 2019	Colonial First State Asset Management (Australia) Limited ACN 114 194 311	Sale	16,682.37	3,195 Ordinary shares	3,195
Friday, 22 March 2019	Colonial First State Asset Management (Australia) Limited ACN 114 194 311	Sale	16,593.61	3,178 Ordinary shares	3,178
Monday, 25 March 2019	Colonial First State Asset Management (Australia) Limited ACN 114 194 311	Purchase	22,385.25	4,500 Ordinary shares	4,500
Tuesday, 26 March 2019	Colonial First State Asset Management (Australia) Limited ACN 114 194 311	Purchase	147.18	29 Ordinary shares	29
Tuesday, 26 March 2019	Colonial First State Asset Management (Australia) Limited ACN 114 194 311	Purchase	172.55	34 Ordinary shares	34
Tuesday, 26 March 2019	Colonial First State Asset Management (Australia) Limited ACN 114 194 311	Purchase	187.78	37 Ordinary shares	37
Tuesday, 26 March 2019	Colonial First State Asset Management (Australia) Limited ACN 114 194 311	Purchase	30.45	6 Ordinary shares	6
Tuesday, 26 March 2019	Colonial First State Asset Management (Australia) Limited ACN 114 194 311	Purchase	111.65	22 Ordinary shares	22
Tuesday, 26 March 2019	Colonial First State Asset Management (Australia) Limited ACN 114 194 311	Purchase	294.35	58 Ordinary shares	58
Tuesday, 26 March 2019	Colonial First State Asset Management (Australia) Limited ACN 114 194 311	Purchase	101.50	20 Ordinary shares	20
Tuesday, 26 March 2019	Colonial First State Asset Management (Australia) Limited ACN 114 194 311	Purchase	218.23	43 Ordinary shares	43
Tuesday, 26 March 2019	Colonial First State Asset Management (Australia) Limited ACN 114 194 311	Purchase	152.25	30 Ordinary shares	30
Friday, 29 March 2019	Colonial First State Asset Management (Australia) Limited ACN 114 194 311	Purchase	1,797.45	345 Ordinary shares	345
Friday, 29 March 2019	Colonial First State Asset Management (Australia) Limited ACN 114 194 311	Purchase	1,547.37	297 Ordinary shares	297
Friday, 29 March 2019	Colonial First State Asset Management (Australia) Limited ACN 114 194 311	Purchase	12,483.16	2,396 Ordinary shares	2,396
Friday, 29 March 2019	Colonial First State Asset Management (Australia) Limited ACN 114 194 311	Purchase	5,303.78	1,018 Ordinary shares	1,018
Friday, 29 March 2019	Colonial First State Asset Management (Australia) Limited ACN 114 194 311	Purchase	2,860.29	549 Ordinary shares	549
Friday, 29 March 2019	Colonial First State Asset Management (Australia) Limited ACN 114 194 311	Purchase	3,548.01	681 Ordinary shares	681
Monday, 01 April 2019	Colonial First State Asset Management (Australia) Limited ACN 114 194 311	Sale	147,854.32	28,974 Ordinary shares	28,974
Monday, 01 April 2019	Colonial First State Asset Management (Australia) Limited ACN 114 194 311	Sale	37,838.75	7,415 Ordinary shares	7,415
Monday, 01 April 2019	Colonial First State Asset Management (Australia) Limited ACN 114 194 311	Sale	38,042.87	7,455 Ordinary shares	7,455
Monday, 01 April 2019	Colonial First State Asset Management (Australia) Limited ACN 114 194 311	Sale	133,474.07	26,156 Ordinary shares	26,156
Tuesday, 02 April 2019	Colonial First State Asset Management (Australia) Limited ACN 114 194 311	Sale	41,923.76	7,987 Ordinary shares	7,987
Tuesday, 02 April 2019	Colonial First State Asset Management (Australia) Limited ACN 114 194 311	Sale	41,698.06	7,944 Ordinary shares	7,944

Tuesday, 02 April 2019	Colonial First State Asset Management (Australia) Limited ACN 114 194 311	Purchase	15,709.50	3,000 Ordinary shares	3,000
Tuesday, 02 April 2019	Colonial First State Asset Management (Australia) Limited ACN 114 194 311	Sale	147,103.23	28,025 Ordinary shares	28,025
Tuesday, 02 April 2019	Colonial First State Asset Management (Australia) Limited ACN 114 194 311	Sale	162,949.96	31,044 Ordinary shares	31,044
Wednesday, 03 April 2019	Colonial First State Asset Management (Australia) Limited ACN 114 194 311	Purchase	257.70	48 Ordinary shares	48
Wednesday, 03 April 2019	Colonial First State Asset Management (Australia) Limited ACN 114 194 311	Purchase	91.27	17 Ordinary shares	17
Wednesday, 03 April 2019	Colonial First State Asset Management (Australia) Limited ACN 114 194 311	Purchase	21.47	4 Ordinary shares	4
Wednesday, 03 April 2019	Colonial First State Asset Management (Australia) Limited ACN 114 194 311	Sale	1,807.81	345 Ordinary shares	345
Wednesday, 03 April 2019	Colonial First State Asset Management (Australia) Limited ACN 114 194 311	Purchase	26.84	5 Ordinary shares	5
Wednesday, 03 April 2019	Colonial First State Asset Management (Australia) Limited ACN 114 194 311	Purchase	80.53	15 Ordinary shares	15
Thursday, 04 April 2019	Colonial First State Asset Management (Australia) Limited ACN 114 194 311	Purchase	164.90	31 Ordinary shares	31
Tuesday, 09 April 2019	Colonial First State Asset Management (Australia) Limited ACN 114 194 311	Sale	41,711.83	7,891 Ordinary shares	7,891
Tuesday, 09 April 2019	Colonial First State Asset Management (Australia) Limited ACN 114 194 311	Sale	51,866.23	9,812 Ordinary shares	9,812
Tuesday, 09 April 2019	Colonial First State Asset Management (Australia) Limited ACN 114 194 311	Sale	41,738.26	7,896 Ordinary shares	7,896
Wednesday, 10 April 2019	Colonial First State Asset Management (Australia) Limited ACN 114 194 311	Purchase	153.30	30 Ordinary shares	30
Wednesday, 10 April 2019	Colonial First State Asset Management (Australia) Limited ACN 114 194 311	Purchase	61.32	12 Ordinary shares	12
Wednesday, 10 April 2019	Colonial First State Asset Management (Australia) Limited ACN 114 194 311	Purchase	86.87	17 Ordinary shares	17
Thursday, 11 April 2019	Colonial First State Asset Management (Australia) Limited ACN 114 194 311	Sale	671.83	127 Ordinary shares	127
Thursday, 11 April 2019	Colonial First State Asset Management (Australia) Limited ACN 114 194 311	Purchase	76.65	15 Ordinary shares	15
Thursday, 11 April 2019	Colonial First State Asset Management (Australia) Limited ACN 114 194 311	Purchase	35.77	7 Ordinary shares	7
Thursday, 11 April 2019	Colonial First State Asset Management (Australia) Limited ACN 114 194 311	Sale	736,652.00	140,000 Ordinary shares	140,000
Friday, 12 April 2019	Colonial First State Asset Management (Australia) Limited ACN 114 194 311	Purchase	36,096.24	7,105 Ordinary shares	7,105
Friday, 12 April 2019	Colonial First State Asset Management (Australia) Limited ACN 114 194 311	Purchase	36,893.86	7,262 Ordinary shares	7,262
Friday, 12 April 2019	Colonial First State Asset Management (Australia) Limited ACN 114 194 311	Purchase	61,518.56	12,109 Ordinary shares	12,109
Monday, 15 April 2019	Colonial First State Asset Management (Australia) Limited ACN 114 194 311	Borrow Increase	N/A	14,064 Ordinary shares (borrowed from Citigroup Global Markets Limited (Agreement 12), see Annexure C)	14,064
Monday, 15 April 2019	Colonial First State Asset Management (Australia) Limited ACN 114 194 311	Borrow Increase	N/A	2,414 Ordinary shares (borrowed from Citigroup Global Markets Limited (Agreement 5), see Annexure C)	2,414
Thursday, 18 April 2019	Colonial First State Asset Management (Australia) Limited ACN 114 194 311	Purchase	41.36	8 Ordinary shares	8
Thursday, 18 April 2019	Colonial First State Asset Management (Australia) Limited ACN 114 194 311	Purchase	124.08	24 Ordinary shares	24
Thursday, 18 April 2019	Colonial First State Asset Management (Australia) Limited ACN 114 194 311	Sale	205.20	40 Ordinary shares	40
Thursday, 18 April 2019	Colonial First State Asset Management (Australia) Limited ACN 114 194 311	Purchase	93.06	18 Ordinary shares	18
Tuesday, 23 April 2019	Colonial First State Asset Management (Australia) Limited ACN 114 194 311	Purchase	353.94	68 Ordinary shares	68
Tuesday, 23 April 2019	Colonial First State Asset Management (Australia) Limited ACN 114 194 311	Purchase	405.99	78 Ordinary shares	78

Tuesday, 23 April 2019	Colonial First State Asset Management (Australia) Limited ACN 114 194 311	Purchase	161.36	31 Ordinary shares	31
Tuesday, 23 April 2019	Colonial First State Asset Management (Australia) Limited ACN 114 194 311	Purchase	234.23	45 Ordinary shares	45
Tuesday, 23 April 2019	Colonial First State Asset Management (Australia) Limited ACN 114 194 311	Purchase	52.05	10 Ordinary shares	10
Tuesday, 23 April 2019	Colonial First State Asset Management (Australia) Limited ACN 114 194 311	Purchase	57.26	11 Ordinary shares	11
Tuesday, 23 April 2019	Colonial First State Asset Management (Australia) Limited ACN 114 194 311	Purchase	119.72	23 Ordinary shares	23
Tuesday, 23 April 2019	Colonial First State Asset Management (Australia) Limited ACN 114 194 311	Purchase	301.89	58 Ordinary shares	58
Tuesday, 23 April 2019	Colonial First State Asset Management (Australia) Limited ACN 114 194 311	Purchase	208.20	40 Ordinary shares	40
Tuesday, 23 April 2019	Colonial First State Asset Management (Australia) Limited ACN 114 194 311	Purchase	114.51	22 Ordinary shares	22
Tuesday, 23 April 2019	Colonial First State Asset Management (Australia) Limited ACN 114 194 311	Purchase	119.72	23 Ordinary shares	23
Tuesday, 23 April 2019	Colonial First State Asset Management (Australia) Limited ACN 114 194 311	Purchase	161.36	31 Ordinary shares	31
Tuesday, 23 April 2019	Colonial First State Asset Management (Australia) Limited ACN 114 194 311	Purchase	176.97	34 Ordinary shares	34
Tuesday, 23 April 2019	Colonial First State Asset Management (Australia) Limited ACN 114 194 311	Purchase	83.28	16 Ordinary shares	16
Tuesday, 23 April 2019	Colonial First State Asset Management (Australia) Limited ACN 114 194 311	Purchase	26.03	5 Ordinary shares	5
Tuesday, 23 April 2019	Colonial First State Asset Management (Australia) Limited ACN 114 194 311	Purchase	26.03	5 Ordinary shares	5
Tuesday, 23 April 2019	Colonial First State Asset Management (Australia) Limited ACN 114 194 311	Purchase	93.69	18 Ordinary shares	18
Wednesday, 24 April 2019	Colonial First State Asset Management (Australia) Limited ACN 114 194 311	Sale	382.58	74 Ordinary shares	74
Tuesday, 30 April 2019	Colonial First State Asset Management (Australia) Limited ACN 114 194 311	Purchase	1,131.60	205 Ordinary shares	205
Wednesday, 01 May 2019	Colonial First State Asset Management (Australia) Limited ACN 114 194 311	Purchase	1,941.01	337 Ordinary shares	337
Wednesday, 01 May 2019	Colonial First State Asset Management (Australia) Limited ACN 114 194 311	Purchase	1,272.88	221 Ordinary shares	221
Thursday, 02 May 2019	Colonial First State Asset Management (Australia) Limited ACN 114 194 311	Purchase	2,102.91	367 Ordinary shares	367
Friday, 03 May 2019	Colonial First State Asset Management (Australia) Limited ACN 114 194 311	Sale	216,394.02	37,146 Ordinary shares	37,146
Friday, 03 May 2019	Colonial First State Asset Management (Australia) Limited ACN 114 194 311	Sale	61,616.31	10,577 Ordinary shares	10,577
Friday, 03 May 2019	Colonial First State Asset Management (Australia) Limited ACN 114 194 311	Sale	242,614.60	41,647 Ordinary shares	41,647
Friday, 03 May 2019	Colonial First State Asset Management (Australia) Limited ACN 114 194 311	Sale	61,925.07	10,630 Ordinary shares	10,630
Monday, 06 May 2019	Colonial First State Asset Management (Australia) Limited ACN 114 194 311	Sale	988.70	173 Ordinary shares	173
Monday, 06 May 2019	Colonial First State Asset Management (Australia) Limited ACN 114 194 311	Sale	91,178.73	15,866 Ordinary shares	15,866
Monday, 06 May 2019	Colonial First State Asset Management (Australia) Limited ACN 114 194 311	Sale	91,632.73	15,945 Ordinary shares	15,945
Monday, 06 May 2019	Colonial First State Asset Management (Australia) Limited ACN 114 194 311	Sale	331.47	58 Ordinary shares	58
Monday, 06 May 2019	Colonial First State Asset Management (Australia) Limited ACN 114 194 311	Sale	359,002.60	62,470 Ordinary shares	62,470
Monday, 06 May 2019	Colonial First State Asset Management (Australia) Limited ACN 114 194 311	Sale	320,205.95	55,719 Ordinary shares	55,719
Tuesday, 07 May 2019	Colonial First State Asset Management (Australia) Limited ACN 114 194 311	Sale	126,063.16	22,288 Ordinary shares	22,288
Tuesday, 07 May 2019	Colonial First State Asset Management (Australia) Limited ACN 114 194 311	Sale	35,893.61	6,346 Ordinary shares	6,346
Tuesday, 07 May 2019	Colonial First State Asset Management (Australia) Limited ACN 114 194 311	Sale	141,334.63	24,988 Ordinary shares	24,988

Tuesday, 07 May 2019	Colonial First State Asset Management (Australia) Limited ACN 114 194 311	Sale	36,074.61	6,378 Ordinary shares	6,378
Wednesday, 08 May 2019	Colonial First State Asset Management (Australia) Limited ACN 114 194 311	Borrow Increase	N/A	34,699 Ordinary shares (borrowed from Citigroup Global Markets Limited (Agreement 12), see Annexure C)	34,699
Wednesday, 08 May 2019	Colonial First State Asset Management (Australia) Limited ACN 114 194 311	Sale	168,934.50	31,235 Ordinary shares	31,235
Wednesday, 08 May 2019	Colonial First State Asset Management (Australia) Limited ACN 114 194 311	Borrow Increase	N/A	9,625 Ordinary shares (borrowed from Citigroup Global Markets Limited (Agreement 5), see Annexure C)	9,625
Wednesday, 08 May 2019	Colonial First State Asset Management (Australia) Limited ACN 114 194 311	Sale	42,905.63	7,933 Ordinary shares	7,933
Wednesday, 08 May 2019	Colonial First State Asset Management (Australia) Limited ACN 114 194 311	Sale	43,116.56	7,972 Ordinary shares	7,972
Wednesday, 08 May 2019	Colonial First State Asset Management (Australia) Limited ACN 114 194 311	Sale	150,680.81	27,860 Ordinary shares	27,860
Thursday, 09 May 2019	Colonial First State Asset Management (Australia) Limited ACN 114 194 311	Sale	17,424.53	3,173 Ordinary shares	3,173
Thursday, 09 May 2019	Colonial First State Asset Management (Australia) Limited ACN 114 194 311	Sale	61,197.28	11,144 Ordinary shares	11,144
Thursday, 09 May 2019	Colonial First State Asset Management (Australia) Limited ACN 114 194 311	Sale	68,610.80	12,494 Ordinary shares	12,494
Thursday, 09 May 2019	Colonial First State Asset Management (Australia) Limited ACN 114 194 311	Purchase	3,105.77	586 Ordinary shares	586
Thursday, 09 May 2019	Colonial First State Asset Management (Australia) Limited ACN 114 194 311	Sale	17,512.39	3,189 Ordinary shares	3,189
Monday, 13 May 2019	Colonial First State Asset Management (Australia) Limited ACN 114 194 311	Purchase	12,884.50	2,500 Ordinary shares	2,500
Tuesday, 14 May 2019	Colonial First State Asset Management (Australia) Limited ACN 114 194 311	Sale	829.92	156 Ordinary shares	156
Wednesday, 15 May 2019	Colonial First State Asset Management (Australia) Limited ACN 114 194 311	Purchase	220,723.73	44,728 Ordinary shares	44,728
Wednesday, 15 May 2019	Colonial First State Asset Management (Australia) Limited ACN 114 194 311	Purchase	26,016.27	5,272 Ordinary shares	5,272
Wednesday, 15 May 2019	Colonial First State Asset Management (Australia) Limited ACN 114 194 311	Purchase	14,804.40	3,000 Ordinary shares	3,000
Thursday, 16 May 2019	Colonial First State Asset Management (Australia) Limited ACN 114 194 311	Purchase	252.48	50 Ordinary shares	50
Monday, 20 May 2019	Colonial First State Asset Management (Australia) Limited ACN 114 194 311	Purchase	3,758.23	742 Ordinary shares	742
Tuesday, 21 May 2019	Colonial First State Asset Management (Australia) Limited ACN 114 194 311	Sale	93,697.07	18,573 Ordinary shares	18,573
Tuesday, 21 May 2019	Colonial First State Asset Management (Australia) Limited ACN 114 194 311	Sale	26,813.11	5,315 Ordinary shares	5,315
Tuesday, 21 May 2019	Colonial First State Asset Management (Australia) Limited ACN 114 194 311	Sale	105,047.87	20,823 Ordinary shares	20,823
Tuesday, 21 May 2019	Colonial First State Asset Management (Australia) Limited ACN 114 194 311	Sale	26,681.95	5,289 Ordinary shares	5,289
Tuesday, 28 May 2019	Colonial First State Asset Management (Australia) Limited ACN 114 194 311	Purchase	3,317.60	638 Ordinary shares	638
Wednesday, 29 May 2019	Colonial First State Asset Management (Australia) Limited ACN 114 194 311	Sale	934.72	184 Ordinary shares	184
Wednesday, 29 May 2019	Colonial First State Asset Management (Australia) Limited ACN 114 194 311	Borrow Increase	N/A	20,522 Ordinary shares (borrowed from Citigroup Global Markets Limited (Agreement 5), see Annexure C)	20,522
Thursday, 30 May 2019	Colonial First State Asset Management (Australia) Limited ACN 114 194 311	Borrow Increase	N/A	115,018 Ordinary shares (borrowed from Citigroup Global Markets Limited (Agreement 12), see Annexure C)	115,018
Thursday, 30 May 2019	Colonial First State Asset Management (Australia) Limited ACN 114 194 311	Sale	28,066.92	5,315 Ordinary shares	5,315
Thursday, 30 May 2019	Colonial First State Asset Management (Australia) Limited ACN 114 194 311	Sale	27,929.62	5,289 Ordinary shares	5,289

Thursday, 30 May 2019	Colonial First State Asset Management (Australia) Limited ACN 114 194 311	Borrow Increase	N/A	41,819 Ordinary shares (borrowed from Citigroup Global Markets Limited (Agreement 5), see Annexure C)	41,819
Thursday, 30 May 2019	Colonial First State Asset Management (Australia) Limited ACN 114 194 311	Sale	109,960.02	20,823 Ordinary shares	20,823
Thursday, 30 May 2019	Colonial First State Asset Management (Australia) Limited ACN 114 194 311	Sale	98,078.44	18,573 Ordinary shares	18,573
Monday, 03 June 2019	Colonial First State Asset Management (Australia) Limited ACN 114 194 311	Sale	36,274.12	8,411 Ordinary shares	8,411
Monday, 03 June 2019	Colonial First State Asset Management (Australia) Limited ACN 114 194 311	Sale	166,620.33	41,601 Ordinary shares	41,601
Monday, 03 June 2019	Colonial First State Asset Management (Australia) Limited ACN 114 194 311	Sale	410,535.16	95,440 Ordinary shares	95,440
Monday, 03 June 2019	Colonial First State Asset Management (Australia) Limited ACN 114 194 311	Sale	6,055.03	1,404 Ordinary shares	1,404
Monday, 03 June 2019	Colonial First State Asset Management (Australia) Limited ACN 114 194 311	Sale	290,734.08	67,589 Ordinary shares	67,589
Monday, 03 June 2019	Colonial First State Asset Management (Australia) Limited ACN 114 194 311	Sale	165,795.25	41,395 Ordinary shares	41,395
Monday, 03 June 2019	Colonial First State Asset Management (Australia) Limited ACN 114 194 311	Sale	582,243.93	145,372 Ordinary shares	145,372
Monday, 03 June 2019	Colonial First State Asset Management (Australia) Limited ACN 114 194 311	Sale	338,444.45	83,293 Ordinary shares	83,293
Monday, 03 June 2019	Colonial First State Asset Management (Australia) Limited ACN 114 194 311	Sale	86,385.76	21,260 Ordinary shares	21,260
Monday, 03 June 2019	Colonial First State Asset Management (Australia) Limited ACN 114 194 311	Sale	301,870.68	74,292 Ordinary shares	74,292
Monday, 03 June 2019	Colonial First State Asset Management (Australia) Limited ACN 114 194 311	Sale	15,066.81	3,602 Ordinary shares	3,602
Monday, 03 June 2019	Colonial First State Asset Management (Australia) Limited ACN 114 194 311	Sale	51,226.25	11,878 Ordinary shares	11,878
Monday, 03 June 2019	Colonial First State Asset Management (Australia) Limited ACN 114 194 311	Sale	3,827.35	915 Ordinary shares	915
Monday, 03 June 2019	Colonial First State Asset Management (Australia) Limited ACN 114 194 311	Sale	3,844.09	919 Ordinary shares	919
Monday, 03 June 2019	Colonial First State Asset Management (Australia) Limited ACN 114 194 311	Sale	85,959.11	21,155 Ordinary shares	21,155
Monday, 03 June 2019	Colonial First State Asset Management (Australia) Limited ACN 114 194 311	Sale	48,512.32	11,278 Ordinary shares	11,278
Monday, 03 June 2019	Colonial First State Asset Management (Australia) Limited ACN 114 194 311	Sale	13,435.47	3,212 Ordinary shares	3,212
Monday, 03 June 2019	Colonial First State Asset Management (Australia) Limited ACN 114 194 311	Sale	652,783.52	162,984 Ordinary shares	162,984
Tuesday, 04 June 2019	Colonial First State Asset Management (Australia) Limited ACN 114 194 311	Sale	439.39	121 Ordinary shares	121
Tuesday, 04 June 2019	Colonial First State Asset Management (Australia) Limited ACN 114 194 311	Sale	780.74	215 Ordinary shares	215
Tuesday, 04 June 2019	Colonial First State Asset Management (Australia) Limited ACN 114 194 311	Sale	116.20	32 Ordinary shares	32
Tuesday, 04 June 2019	Colonial First State Asset Management (Australia) Limited ACN 114 194 311	Sale	694,741.64	185,730 Ordinary shares	185,730
Tuesday, 04 June 2019	Colonial First State Asset Management (Australia) Limited ACN 114 194 311	Sale	406.71	112 Ordinary shares	112
Tuesday, 04 June 2019	Colonial First State Asset Management (Australia) Limited ACN 114 194 311	Sale	435.76	120 Ordinary shares	120
Tuesday, 04 June 2019	Colonial First State Asset Management (Australia) Limited ACN 114 194 311	Sale	145.25	40 Ordinary shares	40
Tuesday, 04 June 2019	Colonial First State Asset Management (Australia) Limited ACN 114 194 311	Sale	197,829.11	52,887 Ordinary shares	52,887
Tuesday, 04 June 2019	Colonial First State Asset Management (Australia) Limited ACN 114 194 311	Sale	519.28	143 Ordinary shares	143
Tuesday, 04 June 2019	Colonial First State Asset Management (Australia) Limited ACN 114 194 311	Sale	653.64	180 Ordinary shares	180
Tuesday, 04 June 2019	Colonial First State Asset Management (Australia) Limited ACN 114 194 311	Sale	457.55	126 Ordinary shares	126

Tuesday, 04 June 2019	Colonial First State Asset Management (Australia) Limited ACN 114 194 311	Sale	384.92	106 Ordinary shares	106
Tuesday, 04 June 2019	Colonial First State Asset Management (Australia) Limited ACN 114 194 311	Sale	148.89	41 Ordinary shares	41
Tuesday, 04 June 2019	Colonial First State Asset Management (Australia) Limited ACN 114 194 311	Sale	778,916.36	208,233 Ordinary shares	208,233
Tuesday, 04 June 2019	Colonial First State Asset Management (Australia) Limited ACN 114 194 311	Sale	198,812.89	53,150 Ordinary shares	53,150
Tuesday, 04 June 2019	Colonial First State Asset Management (Australia) Limited ACN 114 194 311	Sale	232.41	64 Ordinary shares	64
Tuesday, 04 June 2019	Colonial First State Asset Management (Australia) Limited ACN 114 194 311	Sale	374.03	103 Ordinary shares	103
Tuesday, 04 June 2019	Colonial First State Asset Management (Australia) Limited ACN 114 194 311	Sale	334.08	92 Ordinary shares	92
Tuesday, 04 June 2019	Colonial First State Asset Management (Australia) Limited ACN 114 194 311	Sale	1,270.97	350 Ordinary shares	350
Tuesday, 04 June 2019	Colonial First State Asset Management (Australia) Limited ACN 114 194 311	Sale	410.34	113 Ordinary shares	113
Tuesday, 04 June 2019	Colonial First State Asset Management (Australia) Limited ACN 114 194 311	Sale	475.71	131 Ordinary shares	131
Tuesday, 04 June 2019	Colonial First State Asset Management (Australia) Limited ACN 114 194 311	Sale	363.13	100 Ordinary shares	100
Tuesday, 04 June 2019	Colonial First State Asset Management (Australia) Limited ACN 114 194 311	Sale	228.77	63 Ordinary shares	63
Tuesday, 04 June 2019	Colonial First State Asset Management (Australia) Limited ACN 114 194 311	Sale	849.74	234 Ordinary shares	234
Tuesday, 04 June 2019	Colonial First State Asset Management (Australia) Limited ACN 114 194 311	Sale	1,107.56	305 Ordinary shares	305
Tuesday, 04 June 2019	Colonial First State Asset Management (Australia) Limited ACN 114 194 311	Sale	562.86	155 Ordinary shares	155
Tuesday, 04 June 2019	Colonial First State Asset Management (Australia) Limited ACN 114 194 311	Sale	417.60	115 Ordinary shares	115
Tuesday, 04 June 2019	Colonial First State Asset Management (Australia) Limited ACN 114 194 311	Sale	544.70	150 Ordinary shares	150
Tuesday, 04 June 2019	Colonial First State Asset Management (Australia) Limited ACN 114 194 311	Sale	39,500.00	10,000 Ordinary shares	10,000
Tuesday, 04 June 2019	Colonial First State Asset Management (Australia) Limited ACN 114 194 311	Sale	134.36	37 Ordinary shares	37
Tuesday, 04 June 2019	Colonial First State Asset Management (Australia) Limited ACN 114 194 311	Sale	737.16	203 Ordinary shares	203
Tuesday, 04 June 2019	Colonial First State Asset Management (Australia) Limited ACN 114 194 311	Sale	907.84	250 Ordinary shares	250
Tuesday, 04 June 2019	Colonial First State Asset Management (Australia) Limited ACN 114 194 311	Sale	116.20	32 Ordinary shares	32
Tuesday, 04 June 2019	Colonial First State Asset Management (Australia) Limited ACN 114 194 311	Sale	315.93	87 Ordinary shares	87
Tuesday, 04 June 2019	Colonial First State Asset Management (Australia) Limited ACN 114 194 311	Sale	101.68	28 Ordinary shares	28
Tuesday, 04 June 2019	Colonial First State Asset Management (Australia) Limited ACN 114 194 311	Sale	1,837.46	506 Ordinary shares	506
Tuesday, 04 June 2019	Colonial First State Asset Management (Australia) Limited ACN 114 194 311	Sale	257.83	71 Ordinary shares	71
Tuesday, 04 June 2019	Colonial First State Asset Management (Australia) Limited ACN 114 194 311	Sale	214.25	59 Ordinary shares	59
Tuesday, 04 June 2019	Colonial First State Asset Management (Australia) Limited ACN 114 194 311	Sale	413.97	114 Ordinary shares	114
Tuesday, 04 June 2019	Colonial First State Asset Management (Australia) Limited ACN 114 194 311	Sale	588.28	162 Ordinary shares	162
Tuesday, 04 June 2019	Colonial First State Asset Management (Australia) Limited ACN 114 194 311	Sale	1,201.98	331 Ordinary shares	331
Tuesday, 04 June 2019	Colonial First State Asset Management (Australia) Limited ACN 114 194 311	Sale	265.09	73 Ordinary shares	73
Wednesday, 05 June 2019	Colonial First State Asset Management (Australia) Limited ACN 114 194 311	Sale	96.00	25 Ordinary shares	25
Wednesday, 05 June 2019	Colonial First State Asset Management (Australia) Limited ACN 114 194 311	Sale	34.56	9 Ordinary shares	9

Wednesday, 05 June 2019	Colonial First State Asset Management (Australia) Limited ACN 114 194 311	Sale	158,491.82	41,647 Ordinary shares	41,647
Wednesday, 05 June 2019	Colonial First State Asset Management (Australia) Limited ACN 114 194 311	Sale	76.80	20 Ordinary shares	20
Wednesday, 05 June 2019	Colonial First State Asset Management (Australia) Limited ACN 114 194 311	Sale	57.60	15 Ordinary shares	15
Wednesday, 05 June 2019	Colonial First State Asset Management (Australia) Limited ACN 114 194 311	Sale	57.60	15 Ordinary shares	15
Wednesday, 05 June 2019	Colonial First State Asset Management (Australia) Limited ACN 114 194 311	Sale	126.72	33 Ordinary shares	33
Wednesday, 05 June 2019	Colonial First State Asset Management (Australia) Limited ACN 114 194 311	Sale	15.36	4 Ordinary shares	4
Wednesday, 05 June 2019	Colonial First State Asset Management (Australia) Limited ACN 114 194 311	Sale	40,251.83	10,577 Ordinary shares	10,577
Wednesday, 05 June 2019	Colonial First State Asset Management (Australia) Limited ACN 114 194 311	Sale	49.92	13 Ordinary shares	13
Wednesday, 05 June 2019	Colonial First State Asset Management (Australia) Limited ACN 114 194 311	Sale	107.52	28 Ordinary shares	28
Wednesday, 05 June 2019	Colonial First State Asset Management (Australia) Limited ACN 114 194 311	Sale	30.72	8 Ordinary shares	8
Wednesday, 05 June 2019	Colonial First State Asset Management (Australia) Limited ACN 114 194 311	Sale	46.08	12 Ordinary shares	12
Wednesday, 05 June 2019	Colonial First State Asset Management (Australia) Limited ACN 114 194 311	Sale	53.76	14 Ordinary shares	14
Wednesday, 05 June 2019	Colonial First State Asset Management (Australia) Limited ACN 114 194 311	Sale	96.00	25 Ordinary shares	25
Wednesday, 05 June 2019	Colonial First State Asset Management (Australia) Limited ACN 114 194 311	Sale	19.20	5 Ordinary shares	5
Wednesday, 05 June 2019	Colonial First State Asset Management (Australia) Limited ACN 114 194 311	Sale	57.60	15 Ordinary shares	15
Wednesday, 05 June 2019	Colonial First State Asset Management (Australia) Limited ACN 114 194 311	Sale	61.44	16 Ordinary shares	16
Wednesday, 05 June 2019	Colonial First State Asset Management (Australia) Limited ACN 114 194 311	Sale	49.92	13 Ordinary shares	13
Wednesday, 05 June 2019	Colonial First State Asset Management (Australia) Limited ACN 114 194 311	Sale	61.44	16 Ordinary shares	16
Wednesday, 05 June 2019	Colonial First State Asset Management (Australia) Limited ACN 114 194 311	Sale	141,362.82	37,146 Ordinary shares	37,146
Wednesday, 05 June 2019	Colonial First State Asset Management (Australia) Limited ACN 114 194 311	Sale	65.28	17 Ordinary shares	17
Wednesday, 05 June 2019	Colonial First State Asset Management (Australia) Limited ACN 114 194 311	Sale	69.12	18 Ordinary shares	18
Wednesday, 05 June 2019	Colonial First State Asset Management (Australia) Limited ACN 114 194 311	Sale	161.28	42 Ordinary shares	42
Wednesday, 05 June 2019	Colonial First State Asset Management (Australia) Limited ACN 114 194 311	Sale	80.64	21 Ordinary shares	21
Wednesday, 05 June 2019	Colonial First State Asset Management (Australia) Limited ACN 114 194 311	Sale	19.20	5 Ordinary shares	5
Wednesday, 05 June 2019	Colonial First State Asset Management (Australia) Limited ACN 114 194 311	Sale	15.36	4 Ordinary shares	4
Wednesday, 05 June 2019	Colonial First State Asset Management (Australia) Limited ACN 114 194 311	Sale	40,453.53	10,630 Ordinary shares	10,630
Wednesday, 05 June 2019	Colonial First State Asset Management (Australia) Limited ACN 114 194 311	Sale	96.00	25 Ordinary shares	25
Wednesday, 05 June 2019	Colonial First State Asset Management (Australia) Limited ACN 114 194 311	Sale	153.60	40 Ordinary shares	40
Wednesday, 05 June 2019	Colonial First State Asset Management (Australia) Limited ACN 114 194 311	Sale	145.92	38 Ordinary shares	38
Wednesday, 05 June 2019	Colonial First State Asset Management (Australia) Limited ACN 114 194 311	Sale	38.40	10 Ordinary shares	10
Wednesday, 05 June 2019	Colonial First State Asset Management (Australia) Limited ACN 114 194 311	Sale	53.76	14 Ordinary shares	14
Wednesday, 05 June 2019	Colonial First State Asset Management (Australia) Limited ACN 114 194 311	Sale	234.24	61 Ordinary shares	61
Thursday, 06 June 2019	Colonial First State Asset Management (Australia) Limited ACN 114 194 311	Sale	14.80	4 Ordinary shares	4

Thursday, 06 June 2019	Colonial First State Asset Management (Australia) Limited ACN 114 194 311	Sale	48.10	13 Ordinary shares	13
Thursday, 06 June 2019	Colonial First State Asset Management (Australia) Limited ACN 114 194 311	Sale	22.20	6 Ordinary shares	6
Thursday, 06 June 2019	Colonial First State Asset Management (Australia) Limited ACN 114 194 311	Sale	29.60	8 Ordinary shares	8
Friday, 07 June 2019	Colonial First State Asset Management (Australia) Limited ACN 114 194 311	Sale	77,770.01	21,155 Ordinary shares	21,155
Friday, 07 June 2019	Colonial First State Asset Management (Australia) Limited ACN 114 194 311	Sale	78,156.01	21,260 Ordinary shares	21,260
Friday, 07 June 2019	Colonial First State Asset Management (Australia) Limited ACN 114 194 311	Sale	306,201.73	83,293 Ordinary shares	83,293
Friday, 07 June 2019	Colonial First State Asset Management (Australia) Limited ACN 114 194 311	Sale	273,112.25	74,292 Ordinary shares	74,292
Tuesday, 11 June 2019	Colonial First State Asset Management (Australia) Limited ACN 114 194 311	Sale	57,858.54	15,866 Ordinary shares	15,866
Tuesday, 11 June 2019	Colonial First State Asset Management (Australia) Limited ACN 114 194 311	Sale	58,146.63	15,945 Ordinary shares	15,945
Tuesday, 11 June 2019	Colonial First State Asset Management (Australia) Limited ACN 114 194 311	Sale	227,809.35	62,470 Ordinary shares	62,470
Tuesday, 11 June 2019	Colonial First State Asset Management (Australia) Limited ACN 114 194 311	Sale	203,190.48	55,719 Ordinary shares	55,719
Wednesday, 12 June 2019	Colonial First State Asset Management (Australia) Limited ACN 114 194 311	Borrow Decrease	N/A	102,305 Ordinary shares (returned to Citigroup Global Markets Limited (Agreement 12), see Annexure C)	102,305
Wednesday, 12 June 2019	Colonial First State Asset Management (Australia) Limited ACN 114 194 311	Sale	546,115.66	145,763 Ordinary shares	145,763
Wednesday, 12 June 2019	Colonial First State Asset Management (Australia) Limited ACN 114 194 311	Sale	487,099.21	130,011 Ordinary shares	130,011
Wednesday, 12 June 2019	Colonial First State Asset Management (Australia) Limited ACN 114 194 311	Sale	138,702.88	37,021 Ordinary shares	37,021
Wednesday, 12 June 2019	Colonial First State Asset Management (Australia) Limited ACN 114 194 311	Sale	139,392.25	37,205 Ordinary shares	37,205
Wednesday, 12 June 2019	Colonial First State Asset Management (Australia) Limited ACN 114 194 311	Purchase	3,920.67	1,003 Ordinary shares	1,003
Thursday, 27 September 2018	Colonial First State Investments Limited (Note 1) ACN 002 348 352	Sale	207,602.06	30,627 Ordinary shares	30,627
Tuesday, 02 October 2018	Colonial First State Investments Limited (Note 1) ACN 002 348 352	Sale	507,529.01	70,994 Ordinary shares	70,994
Thursday, 04 October 2018	Colonial First State Investments Limited (Note 1) ACN 002 348 352	Purchase	25,271.02	3,698 Ordinary shares	3,698
Monday, 08 October 2018	Colonial First State Investments Limited (Note 1) ACN 002 348 352	Purchase	28,548.23	4,232 Ordinary shares	4,232
Monday, 08 October 2018	Colonial First State Investments Limited (Note 1) ACN 002 348 352	Purchase	485,749.36	71,997 Ordinary shares	71,997
Tuesday, 09 October 2018	Colonial First State Investments Limited (Note 1) ACN 002 348 352	Purchase	52,408.89	7,977 Ordinary shares	7,977
Tuesday, 09 October 2018	Colonial First State Investments Limited (Note 1) ACN 002 348 352	Purchase	214,585.72	32,653 Ordinary shares	32,653
Monday, 15 October 2018	Colonial First State Investments Limited (Note 1) ACN 002 348 352	Borrow Decrease	N/A	26,122 Ordinary shares (returned to UBS AG (Agreement 2), see Annexure C)	26,122
Tuesday, 16 October 2018	Colonial First State Investments Limited (Note 1) ACN 002 348 352	Sale	1,761,634.62	280,176 Ordinary shares	280,176
Wednesday, 24 October 2018	Colonial First State Investments Limited (Note 1) ACN 002 348 352	Sale	119,390.83	19,669 Ordinary shares	19,669
Wednesday, 24 October 2018	Colonial First State Investments Limited (Note 1) ACN 002 348 352	Sale	595,570.19	98,117 Ordinary shares	98,117
Wednesday, 24 October 2018	Colonial First State Investments Limited (Note 1) ACN 002 348 352	Sale	60,101.00	10,000 Ordinary shares	10,000
Friday, 26 October 2018	Colonial First State Investments Limited (Note 1) ACN 002 348 352	Sale	744,354.39	120,727 Ordinary shares	120,727
Friday, 26 October 2018	Colonial First State Investments Limited (Note 1) ACN 002 348 352	Sale	149,207.52	24,200 Ordinary shares	24,200
Friday, 26 October 2018	Colonial First State Investments Limited (Note 1) ACN 002 348 352	Purchase	390,917.87	65,325 Ordinary shares	65,325
Monday, 29 October 2018	Colonial First State Investments Limited (Note 1) ACN 002 348 352	Sale	2,835.80	468 Ordinary shares	468
Monday, 29 October 2018	Colonial First State Investments Limited (Note 1) ACN 002 348 352	Sale	66,922.00	10,971 Ordinary shares	10,971
Monday, 29 October 2018	Colonial First State Investments Limited (Note 1) ACN 002 348 352	Sale	1,271,636.39	208,506 Ordinary shares	208,506
Monday, 29 October 2018	Colonial First State Investments Limited (Note 1) ACN 002 348 352	Sale	254,905.44	41,796 Ordinary shares	41,796
Tuesday, 30 October 2018	Colonial First State Investments Limited (Note 1) ACN 002 348 352	Purchase	357,325.39	60,498 Ordinary shares	60,498
Tuesday, 30 October 2018	Colonial First State Investments Limited (Note 1) ACN 002 348 352	Sale	325,932.31	54,532 Ordinary shares	54,532

Wednesday, 31 October 2018	Colonial First State Investments Limited (Note 1) ACN 002 348 352	Sale	93,623.25	15,735 Ordinary shares	15,735
Wednesday, 31 October 2018	Colonial First State Investments Limited (Note 1) ACN 002 348 352	Sale	467,057.15	78,497 Ordinary shares	78,497
Thursday, 01 November 2018	Colonial First State Investments Limited (Note 1) ACN 002 348 352	Sale	320,604.36	54,022 Ordinary shares	54,022
Thursday, 01 November 2018	Colonial First State Investments Limited (Note 1) ACN 002 348 352	Sale	492,168.47	82,716 Ordinary shares	82,716
Thursday, 01 November 2018	Colonial First State Investments Limited (Note 1) ACN 002 348 352	Sale	1,327,885.85	223,659 Ordinary shares	223,659
Thursday, 01 November 2018	Colonial First State Investments Limited (Note 1) ACN 002 348 352	Sale	266,178.00	44,833 Ordinary shares	44,833
Friday, 02 November 2018	Colonial First State Investments Limited (Note 1) ACN 002 348 352	Purchase	641,708.28	104,046 Ordinary shares	104,046
Friday, 02 November 2018	Colonial First State Investments Limited (Note 1) ACN 002 348 352	Purchase	1,021,936.23	164,563 Ordinary shares	164,563
Wednesday, 07 November 2018	Colonial First State Investments Limited (Note 1) ACN 002 348 352	Sale	31,950.93	5,176 Ordinary shares	5,176
Wednesday, 07 November 2018	Colonial First State Investments Limited (Note 1) ACN 002 348 352	Sale	159,371.93	25,818 Ordinary shares	25,818
Wednesday, 07 November 2018	Colonial First State Investments Limited (Note 1) ACN 002 348 352	Sale	655,737.68	106,937 Ordinary shares	106,937
Thursday, 08 November 2018	Colonial First State Investments Limited (Note 1) ACN 002 348 352	Sale	178,218.82	28,349 Ordinary shares	28,349
Thursday, 08 November 2018	Colonial First State Investments Limited (Note 1) ACN 002 348 352	Purchase	175,274.94	28,194 Ordinary shares	28,194
Friday, 09 November 2018	Colonial First State Investments Limited (Note 1) ACN 002 348 352	Sale	27,188.53	4,403 Ordinary shares	4,403
Friday, 09 November 2018	Colonial First State Investments Limited (Note 1) ACN 002 348 352	Sale	213,470.69	35,040 Ordinary shares	35,040
Friday, 09 November 2018	Colonial First State Investments Limited (Note 1) ACN 002 348 352	Sale	135,652.40	21,968 Ordinary shares	21,968
Friday, 09 November 2018	Colonial First State Investments Limited (Note 1) ACN 002 348 352	Purchase	468,268.56	71,983 Ordinary shares	71,983
Monday, 12 November 2018	Colonial First State Investments Limited (Note 1) ACN 002 348 352	Sale	378,126.82	60,841 Ordinary shares	60,841
Monday, 12 November 2018	Colonial First State Investments Limited (Note 1) ACN 002 348 352	Sale	1,886,407.88	303,525 Ordinary shares	303,525
Monday, 12 November 2018	Colonial First State Investments Limited (Note 1) ACN 002 348 352	Purchase	60,184.95	9,245 Ordinary shares	9,245
Tuesday, 13 November 2018	Colonial First State Investments Limited (Note 1) ACN 002 348 352	Sale	21,701.68	3,336 Ordinary shares	3,336
Wednesday, 14 November 2018	Colonial First State Investments Limited (Note 1) ACN 002 348 352	Purchase	246,656.27	39,720 Ordinary shares	39,720
Thursday, 15 November 2018	Colonial First State Investments Limited (Note 1) ACN 002 348 352	Sale	95,823.35	15,050 Ordinary shares	15,050
Friday, 16 November 2018	Colonial First State Investments Limited (Note 1) ACN 002 348 352	Sale	22,758.16	3,666 Ordinary shares	3,666
Friday, 16 November 2018	Colonial First State Investments Limited (Note 1) ACN 002 348 352	Sale	397,043.14	57,626 Ordinary shares	57,626
Friday, 16 November 2018	Colonial First State Investments Limited (Note 1) ACN 002 348 352	Sale	357,882.84	57,849 Ordinary shares	57,849
Friday, 16 November 2018	Colonial First State Investments Limited (Note 1) ACN 002 348 352	Purchase	99,233.79	14,421 Ordinary shares	14,421
Friday, 30 November 2018	Colonial First State Investments Limited (Note 1) ACN 002 348 352	Borrow Decrease	N/A	57,915 Ordinary shares (returned to UBS AG (Agreement 2), see Annexure C)	57,915
Tuesday, 04 December 2018	Colonial First State Investments Limited (Note 1) ACN 002 348 352	Sale	814,537.60	107,176 Ordinary shares	107,176
Tuesday, 04 December 2018	Colonial First State Investments Limited (Note 1) ACN 002 348 352	Sale	298,178.40	39,234 Ordinary shares	39,234
Tuesday, 04 December 2018	Colonial First State Investments Limited (Note 1) ACN 002 348 352	Sale	206,347.60	27,151 Ordinary shares	27,151
Wednesday, 05 December 2018	Colonial First State Investments Limited (Note 1) ACN 002 348 352	Sale	185,810.79	24,481 Ordinary shares	24,481
Wednesday, 05 December 2018	Colonial First State Investments Limited (Note 1) ACN 002 348 352	Sale	268,503.84	35,376 Ordinary shares	35,376
Wednesday, 05 December 2018	Colonial First State Investments Limited (Note 1) ACN 002 348 352	Sale	733,482.42	96,638 Ordinary shares	96,638
Thursday, 06 December 2018	Colonial First State Investments Limited (Note 1) ACN 002 348 352	Sale	202,192.20	26,745 Ordinary shares	26,745
Thursday, 06 December 2018	Colonial First State Investments Limited (Note 1) ACN 002 348 352	Sale	418,279.20	55,104 Ordinary shares	55,104
Friday, 07 December 2018	Colonial First State Investments Limited (Note 1) ACN 002 348 352	Purchase	1,161,804.94	157,659 Ordinary shares	157,659
Monday, 10 December 2018	Colonial First State Investments Limited (Note 1) ACN 002 348 352	Purchase	780,184.66	107,180 Ordinary shares	107,180
Monday, 10 December 2018	Colonial First State Investments Limited (Note 1) ACN 002 348 352	Purchase	44,558.56	6,119 Ordinary shares	6,119
Thursday, 13 December 2018	Colonial First State Investments Limited (Note 1) ACN 002 348 352	Purchase	25,309.94	3,351 Ordinary shares	3,351
Tuesday, 18 December 2018	Colonial First State Investments Limited (Note 1) ACN 002 348 352	Purchase	127,029.87	16,659 Ordinary shares	16,659
Thursday, 20 December 2018	Colonial First State Investments Limited (Note 1) ACN 002 348 352	Sale	53,468.60	7,012 Ordinary shares	7,012
Friday, 21 December 2018	Colonial First State Investments Limited (Note 1) ACN 002 348 352	Sale	127,135.95	17,288 Ordinary shares	17,288
Friday, 21 December 2018	Colonial First State Investments Limited (Note 1) ACN 002 348 352	Sale	192,150.71	25,834 Ordinary shares	25,834
Friday, 21 December 2018	Colonial First State Investments Limited (Note 1) ACN 002 348 352	Borrow Increase	N/A	29,204 Ordinary shares (borrowed from UBS AG (Agreement 2), see Annexure C)	29,204
Friday, 21 December 2018	Colonial First State Investments Limited (Note 1) ACN 002 348 352	Sale	18,789.29	2,533 Ordinary shares	2,533

Friday, 21 December 2018	Colonial First State Investments Limited (Note 1) ACN 002 348 352	Sale	45,291.61	6,119 Ordinary shares	6,119
Monday, 24 December 2018	Colonial First State Investments Limited (Note 1) ACN 002 348 352	Sale	13,113.72	1,787 Ordinary shares	1,787
Monday, 31 December 2018	Colonial First State Investments Limited (Note 1) ACN 002 348 352	Sale	20,803.35	2,860 Ordinary shares	2,860
Wednesday, 02 January 2019	Colonial First State Investments Limited (Note 1) ACN 002 348 352	Sale	19,424.10	2,672 Ordinary shares	2,672
Thursday, 03 January 2019	Colonial First State Investments Limited (Note 1) ACN 002 348 352	Sale	15,183.37	2,053 Ordinary shares	2,053
Friday, 04 January 2019	Colonial First State Investments Limited (Note 1) ACN 002 348 352	Sale	11,508.41	1,570 Ordinary shares	1,570
Monday, 07 January 2019	Colonial First State Investments Limited (Note 1) ACN 002 348 352	Sale	19,680.94	2,719 Ordinary shares	2,719
Monday, 07 January 2019	Colonial First State Investments Limited (Note 1) ACN 002 348 352	Sale	178,656.06	24,708 Ordinary shares	24,708
Tuesday, 08 January 2019	Colonial First State Investments Limited (Note 1) ACN 002 348 352	Sale	6,658.23	931 Ordinary shares	931
Thursday, 10 January 2019	Colonial First State Investments Limited (Note 1) ACN 002 348 352	Purchase	583,588.10	122,871 Ordinary shares	122,871
Thursday, 10 January 2019	Colonial First State Investments Limited (Note 1) ACN 002 348 352	Purchase	166,921.76	36,189 Ordinary shares	36,189
Thursday, 10 January 2019	Colonial First State Investments Limited (Note 1) ACN 002 348 352	Purchase	156,214.34	32,890 Ordinary shares	32,890
Thursday, 10 January 2019	Colonial First State Investments Limited (Note 1) ACN 002 348 352	Sale	26,467.22	3,678 Ordinary shares	3,678
Thursday, 10 January 2019	Colonial First State Investments Limited (Note 1) ACN 002 348 352	Purchase	161,305.92	33,962 Ordinary shares	33,962
Friday, 11 January 2019	Colonial First State Investments Limited (Note 1) ACN 002 348 352	Sale	102,005.92	13,881 Ordinary shares	13,881
Tuesday, 15 January 2019	Colonial First State Investments Limited (Note 1) ACN 002 348 352	Sale	121,325.28	26,135 Ordinary shares	26,135
Thursday, 17 January 2019	Colonial First State Investments Limited (Note 1) ACN 002 348 352	Purchase	179,221.57	35,332 Ordinary shares	35,332
Tuesday, 22 January 2019	Colonial First State Investments Limited (Note 1) ACN 002 348 352	Sale	111,043.14	21,902 Ordinary shares	21,902
Thursday, 24 January 2019	Colonial First State Investments Limited (Note 1) ACN 002 348 352	Borrow Increase	N/A	25,243 Ordinary shares (borrowed from UBS AG (Agreement 2), see Annexure C)	25,243
Friday, 25 January 2019	Colonial First State Investments Limited (Note 1) ACN 002 348 352	Purchase	369,709.33	65,477 Ordinary shares	65,477
Friday, 25 January 2019	Colonial First State Investments Limited (Note 1) ACN 002 348 352	Purchase	411,204.73	72,826 Ordinary shares	72,826
Friday, 25 January 2019	Colonial First State Investments Limited (Note 1) ACN 002 348 352	Sale	218,427.40	40,649 Ordinary shares	40,649
Tuesday, 29 January 2019	Colonial First State Investments Limited (Note 1) ACN 002 348 352	Purchase	56,076.72	9,763 Ordinary shares	9,763
Tuesday, 29 January 2019	Colonial First State Investments Limited (Note 1) ACN 002 348 352	Purchase	50,453.54	8,784 Ordinary shares	8,784
Wednesday, 30 January 2019	Colonial First State Investments Limited (Note 1) ACN 002 348 352	Purchase	78,115.46	14,113 Ordinary shares	14,113
Wednesday, 30 January 2019	Colonial First State Investments Limited (Note 1) ACN 002 348 352	Purchase	84,927.94	15,079 Ordinary shares	15,079
Wednesday, 30 January 2019	Colonial First State Investments Limited (Note 1) ACN 002 348 352	Purchase	76,412.06	13,567 Ordinary shares	13,567
Wednesday, 30 January 2019	Colonial First State Investments Limited (Note 1) ACN 002 348 352	Purchase	70,288.97	12,699 Ordinary shares	12,699
Thursday, 31 January 2019	Colonial First State Investments Limited (Note 1) ACN 002 348 352	Purchase	170,203.07	30,633 Ordinary shares	30,633
Thursday, 31 January 2019	Colonial First State Investments Limited (Note 1) ACN 002 348 352	Purchase	189,183.05	34,049 Ordinary shares	34,049
Friday, 01 February 2019	Colonial First State Investments Limited (Note 1) ACN 002 348 352	Purchase	100,766.59	18,510 Ordinary shares	18,510
Tuesday, 05 February 2019	Colonial First State Investments Limited (Note 1) ACN 002 348 352	Sale	210,161.51	38,581 Ordinary shares	38,581
Wednesday, 06 February 2019	Colonial First State Investments Limited (Note 1) ACN 002 348 352	Borrow Increase	N/A	40,000 Ordinary shares (borrowed from Citigroup Global Markets Limited (Agreement 4), see Annexure C)	40,000
Thursday, 07 February 2019	Colonial First State Investments Limited (Note 1) ACN 002 348 352	Sale	32,782.83	6,079 Ordinary shares	6,079
Friday, 08 February 2019	Colonial First State Investments Limited (Note 1) ACN 002 348 352	Borrow Increase	N/A	40,000 Ordinary shares (borrowed from Citigroup Global Markets Limited (Agreement 4), see Annexure C)	40,000
Friday, 08 February 2019	Colonial First State Investments Limited (Note 1) ACN 002 348 352	Purchase	89,012.54	17,406 Ordinary shares	17,406
Friday, 08 February 2019	Colonial First State Investments Limited (Note 1) ACN 002 348 352	Sale	451,443.65	86,577 Ordinary shares	86,577
Friday, 08 February 2019	Colonial First State Investments Limited (Note 1) ACN 002 348 352	Sale	19,570.98	3,732 Ordinary shares	3,732
Monday, 11 February 2019	Colonial First State Investments Limited (Note 1) ACN 002 348 352	Sale	24,908.53	4,767 Ordinary shares	4,767
Tuesday, 12 February 2019	Colonial First State Investments Limited (Note 1) ACN 002 348 352	Purchase	98,530.05	19,813 Ordinary shares	19,813
Wednesday, 13 February 2019	Colonial First State Investments Limited (Note 1) ACN 002 348 352	Purchase	373,140.06	73,369 Ordinary shares	73,369
Wednesday, 13 February 2019	Colonial First State Investments Limited (Note 1) ACN 002 348 352	Sale	985,717.41	198,953 Ordinary shares	198,953
Friday, 15 February 2019	Colonial First State Investments Limited (Note 1) ACN 002 348 352	Sale	264,152.82	51,956 Ordinary shares	51,956

Thursday, 21 February 2019	Colonial First State Investments Limited (Note 1) ACN 002 348 352	Sale	18,855.50	3,845 Ordinary shares	3,845
Friday, 22 February 2019	Colonial First State Investments Limited (Note 1) ACN 002 348 352	Sale	38,667.19	8,074 Ordinary shares	8,074
Friday, 22 February 2019	Colonial First State Investments Limited (Note 1) ACN 002 348 352	Borrow Increase	N/A	8,177 Ordinary shares (borrowed from UBS AG (Agreement 2), see Annexure C)	8,177
Friday, 22 February 2019	Colonial First State Investments Limited (Note 1) ACN 002 348 352	Sale	94,462.44	19,813 Ordinary shares	19,813
Monday, 25 February 2019	Colonial First State Investments Limited (Note 1) ACN 002 348 352	Sale	35,290.54	7,274 Ordinary shares	7,274
Tuesday, 26 February 2019	Colonial First State Investments Limited (Note 1) ACN 002 348 352	Borrow Decrease	N/A	40,000 Ordinary shares (returned to Citigroup GlobalMarkets Limited (Agreement 4), see Annexure C)	40,000
Tuesday, 26 February 2019	Colonial First State Investments Limited (Note 1) ACN 002 348 352	Sale	39,230.34	7,769 Ordinary shares	7,769
Friday, 01 March 2019	Colonial First State Investments Limited (Note 1) ACN 002 348 352	Sale	100,020.64	18,510 Ordinary shares	18,510
Monday, 04 March 2019	Colonial First State Investments Limited (Note 1) ACN 002 348 352	Sale	420,606.00	79,243 Ordinary shares	79,243
Tuesday, 12 March 2019	Colonial First State Investments Limited (Note 1) ACN 002 348 352	Borrow Increase	N/A	28,940 Ordinary shares (borrowed from UBS AG (Agreement 3), see Annexure C)	28,940
Wednesday, 13 March 2019	Colonial First State Investments Limited (Note 1) ACN 002 348 352	Borrow Increase	N/A	81,005 Ordinary shares (borrowed from UBS AG (Agreement 1), see Annexure C)	81,005
Friday, 15 March 2019	Colonial First State Investments Limited (Note 1) ACN 002 348 352	Sale	94,276.00	18,130 Ordinary shares	18,130
Monday, 18 March 2019	Colonial First State Investments Limited (Note 1) ACN 002 348 352	Sale	7,146.37	1,343 Ordinary shares	1,343
Tuesday, 19 March 2019	Colonial First State Investments Limited (Note 1) ACN 002 348 352	Borrow Increase	N/A	40,000 Ordinary shares (borrowed from Citigroup Global Markets Limited (Agreement 4), see Annexure C)	40,000
Thursday, 21 March 2019	Colonial First State Investments Limited (Note 1) ACN 002 348 352	Borrow Increase	N/A	25,000 Ordinary shares (borrowed from Citigroup Global Markets Limited (Agreement 4), see Annexure C)	25,000
Friday, 22 March 2019	Colonial First State Investments Limited (Note 1) ACN 002 348 352	Borrow Increase	N/A	20,000 Ordinary shares (borrowed from Citigroup Global Markets Limited (Agreement 4), see Annexure C)	20,000
Wednesday, 27 March 2019	Colonial First State Investments Limited (Note 1) ACN 002 348 352	Sale	73,512.16	14,821 Ordinary shares	14,821
Monday, 01 April 2019	Colonial First State Investments Limited (Note 1) ACN 002 348 352	Sale	14,172.14	2,777 Ordinary shares	2,777
Wednesday, 03 April 2019	Colonial First State Investments Limited (Note 1) ACN 002 348 352	Purchase	5,021.05	940 Ordinary shares	940
Wednesday, 10 April 2019	Colonial First State Investments Limited (Note 1) ACN 002 348 352	Purchase	392,795.93	77,284 Ordinary shares	77,284
Thursday, 18 April 2019	Colonial First State Investments Limited (Note 1) ACN 002 348 352	Purchase	98,577.28	18,965 Ordinary shares	18,965
Monday, 29 April 2019	Colonial First State Investments Limited (Note 1) ACN 002 348 352	Sale	10,899.28	2,028 Ordinary shares	2,028
Monday, 29 April 2019	Colonial First State Investments Limited (Note 1) ACN 002 348 352	Borrow Increase	N/A	81,192 Ordinary shares (borrowed from UBS AG (Agreement 1), see Annexure C)	81,192
Thursday, 02 May 2019	Colonial First State Investments Limited (Note 1) ACN 002 348 352	Sale	176,240.51	31,128 Ordinary shares	31,128
Friday, 03 May 2019	Colonial First State Investments Limited (Note 1) ACN 002 348 352	Borrow Decrease	N/A	40,000 Ordinary shares (returned to Citigroup GlobalMarkets Limited (Agreement 4), see Annexure C)	40,000
Tuesday, 14 May 2019	Colonial First State Investments Limited (Note 1) ACN 002 348 352	Sale	144,588.58	27,646 Ordinary shares	27,646
Tuesday, 14 May 2019	Colonial First State Investments Limited (Note 1) ACN 002 348 352	Sale	25,389.75	4,839 Ordinary shares	4,839
Friday, 17 May 2019	Colonial First State Investments Limited (Note 1) ACN 002 348 352	Borrow Increase	N/A	12,230 Ordinary shares (borrowed from UBS AG (Agreement 1), see Annexure C)	12,230
Monday, 20 May 2019	Colonial First State Investments Limited (Note 1) ACN 002 348 352	Sale	4,289,258.46	851,990 Ordinary shares	851,990
Thursday, 23 May 2019	Colonial First State Investments Limited (Note 1) ACN 002 348 352	Borrow Increase	N/A	30,000 Ordinary shares (borrowed from Citigroup Global Markets Limited (Agreement 4), see Annexure C)	30,000
Tuesday, 28 May 2019	Colonial First State Investments Limited (Note 1) ACN 002 348 352	Sale	46,088.49	9,032 Ordinary shares	9,032

Wednesday, 29 May 2019	Colonial First State Investments Limited (Note 1) ACN 002 348 352	Purchase	92,746.96	17,735 Ordinary shares	17,735
Thursday, 30 May 2019	Colonial First State Investments Limited (Note 1) ACN 002 348 352	Purchase	119,156.25	31,775 Ordinary shares	31,775
Thursday, 30 May 2019	Colonial First State Investments Limited (Note 1) ACN 002 348 352	Purchase	861,435.00	225,000 Ordinary shares	225,000
Thursday, 30 May 2019	Colonial First State Investments Limited (Note 1) ACN 002 348 352	Purchase	461,911.28	117,985 Ordinary shares	117,985
Thursday, 30 May 2019	Colonial First State Investments Limited (Note 1) ACN 002 348 352	Purchase	1,554,840.00	400,000 Ordinary shares	400,000
Friday, 31 May 2019	Colonial First State Investments Limited (Note 1) ACN 002 348 352	Purchase	1,213,420.00	325,000 Ordinary shares	325,000
Friday, 31 May 2019	Colonial First State Investments Limited (Note 1) ACN 002 348 352	Purchase	40,433.06	10,781 Ordinary shares	10,781
Monday, 03 June 2019	Colonial First State Investments Limited (Note 1) ACN 002 348 352	Sale	114,850.79	29,795 Ordinary shares	29,795
Monday, 03 June 2019	Colonial First State Investments Limited (Note 1) ACN 002 348 352	Sale	1,647,825.52	418,506 Ordinary shares	418,506
Monday, 03 June 2019	Colonial First State Investments Limited (Note 1) ACN 002 348 352	Sale	54,795.00	14,612 Ordinary shares	14,612
Monday, 03 June 2019	Colonial First State Investments Limited (Note 1) ACN 002 348 352	Sale	131,190.08	34,078 Ordinary shares	34,078
Monday, 03 June 2019	Colonial First State Investments Limited (Note 1) ACN 002 348 352	Sale	170,699.96	41,548 Ordinary shares	41,548
Monday, 03 June 2019	Colonial First State Investments Limited (Note 1) ACN 002 348 352	Purchase	939,250.00	250,000 Ordinary shares	250,000
Monday, 03 June 2019	Colonial First State Investments Limited (Note 1) ACN 002 348 352	Borrow Decrease	N/A	174,591 Ordinary shares (returned to UBS AG (Agreement 2), see Annexure C)	174,591
Monday, 03 June 2019	Colonial First State Investments Limited (Note 1) ACN 002 348 352	Sale	344,012.17	87,886 Ordinary shares	87,886
Monday, 03 June 2019	Colonial First State Investments Limited (Note 1) ACN 002 348 352	Sale	60,941.25	16,251 Ordinary shares	16,251
Monday, 03 June 2019	Colonial First State Investments Limited (Note 1) ACN 002 348 352	Sale	103,298.25	26,798 Ordinary shares	26,798
Monday, 03 June 2019	Colonial First State Investments Limited (Note 1) ACN 002 348 352	Borrow Decrease	N/A	85,959 Ordinary shares (returned to UBS AG (Agreement 1), see Annexure C)	85,959
Monday, 03 June 2019	Colonial First State Investments Limited (Note 1) ACN 002 348 352	Sale	117,989.46	30,649 Ordinary shares	30,649
Monday, 03 June 2019	Colonial First State Investments Limited (Note 1) ACN 002 348 352	Borrow Decrease	N/A	80,000 Ordinary shares (returned to UBS AG (Agreement 2), see Annexure C)	80,000
Monday, 03 June 2019	Colonial First State Investments Limited (Note 1) ACN 002 348 352	Sale	52,291.58	12,555 Ordinary shares	12,555
Tuesday, 04 June 2019	Colonial First State Investments Limited (Note 1) ACN 002 348 352	Sale	126,254.95	33,549 Ordinary shares	33,549
Tuesday, 04 June 2019	Colonial First State Investments Limited (Note 1) ACN 002 348 352	Sale	219,128.78	59,101 Ordinary shares	59,101
Tuesday, 04 June 2019	Colonial First State Investments Limited (Note 1) ACN 002 348 352	Sale	243,618.14	65,706 Ordinary shares	65,706
Tuesday, 04 June 2019	Colonial First State Investments Limited (Note 1) ACN 002 348 352	Purchase	350,459.06	95,545 Ordinary shares	95,545
Tuesday, 04 June 2019	Colonial First State Investments Limited (Note 1) ACN 002 348 352	Purchase	273,877.50	75,000 Ordinary shares	75,000
Tuesday, 04 June 2019	Colonial First State Investments Limited (Note 1) ACN 002 348 352	Sale	246,286.45	62,351 Ordinary shares	62,351
Tuesday, 04 June 2019	Colonial First State Investments Limited (Note 1) ACN 002 348 352	Borrow Increase	N/A	45,269 Ordinary shares (borrowed from UBS AG (Agreement 1), see Annexure C)	45,269
Tuesday, 04 June 2019	Colonial First State Investments Limited (Note 1) ACN 002 348 352	Sale	772,735.81	201,238 Ordinary shares	201,238
Wednesday, 05 June 2019	Colonial First State Investments Limited (Note 1) ACN 002 348 352	Sale	345,854.80	90,500 Ordinary shares	90,500
Wednesday, 05 June 2019	Colonial First State Investments Limited (Note 1) ACN 002 348 352	Borrow Decrease	N/A	28,940 Ordinary shares (returned to UBS AG (Agreement 3), see Annexure C)	28,940
Thursday, 06 June 2019	Colonial First State Investments Limited (Note 1) ACN 002 348 352	Sale	368,589.12	99,867 Ordinary shares	99,867
Friday, 07 June 2019	Colonial First State Investments Limited (Note 1) ACN 002 348 352	Sale	487,601.52	133,041 Ordinary shares	133,041
Tuesday, 11 June 2019	Colonial First State Investments Limited (Note 1) ACN 002 348 352	Sale	444,837.64	122,178 Ordinary shares	122,178
Wednesday, 12 June 2019	Colonial First State Investments Limited (Note 1) ACN 002 348 352	Borrow Decrease	N/A	115,000 Ordinary shares (returned to Citigroup Global Markets Limited (Agreement 4), see Annexure C)	115,000
Thursday, 27 September 2018	Commonwealth Bank of Australia ACN 123 123 124	Borrow Decrease	N/A	246,235 Ordinary shares (returned to Merrill Lynch International, see Annexure C)	246,235
Wednesday, 03 October 2018	Commonwealth Bank of Australia ACN 123 123 124	Borrow Increase	N/A	14,088 Ordinary shares (borrowed from Barclays Capital Securities Ltd, see Annexure C)	14,088

Thursday, 04 October 2018	Commonwealth Bank of Australia ACN 123 123 124	Borrow Decrease	N/A	14,088 Ordinary shares (returned to Barclays Capital Securities Ltd, see Annexure C)	14,088
Monday, 15 October 2018	Commonwealth Bank of Australia ACN 123 123 124	Borrow Increase	N/A	200,000 Ordinary shares (borrowed from The Hongkong and Shanghai Banking Corporation Limited, see Annexure C)	200,000
Tuesday, 16 October 2018	Commonwealth Bank of Australia ACN 123 123 124	Borrow Decrease	N/A	200,000 Ordinary shares (returned to The Hongkong and Shanghai Banking Corporation Limited, see Annexure C)	200,000
Tuesday, 16 October 2018	Commonwealth Bank of Australia ACN 123 123 124	Borrow Increase	N/A	200,000 Ordinary shares (borrowed from The Hongkong and Shanghai Banking Corporation Limited, see Annexure C)	200,000
Wednesday, 17 October 2018	Commonwealth Bank of Australia ACN 123 123 124	Borrow Decrease	N/A	200,000 Ordinary shares (returned to The Hongkong and Shanghai Banking Corporation Limited, see Annexure C)	200,000
Wednesday, 17 October 2018	Commonwealth Bank of Australia ACN 123 123 124	Borrow Increase	N/A	200,000 Ordinary shares (borrowed from The Hongkong and Shanghai Banking Corporation Limited, see Annexure C)	200,000
Thursday, 18 October 2018	Commonwealth Bank of Australia ACN 123 123 124	Borrow Decrease	N/A	200,000 Ordinary shares (returned to The Hongkong and Shanghai Banking Corporation Limited, see Annexure C)	200,000
Thursday, 18 October 2018	Commonwealth Bank of Australia ACN 123 123 124	Borrow Increase	N/A	200,000 Ordinary shares (borrowed from The Hongkong and Shanghai Banking Corporation Limited, see Annexure C)	200,000
Friday, 19 October 2018	Commonwealth Bank of Australia ACN 123 123 124	Borrow Decrease	N/A	200,000 Ordinary shares (returned to The Hongkong and Shanghai Banking Corporation Limited, see Annexure C)	200,000
Friday, 19 October 2018	Commonwealth Bank of Australia ACN 123 123 124	Borrow Increase	N/A	200,000 Ordinary shares (borrowed from The Hongkong and Shanghai Banking Corporation Limited, see Annexure C)	200,000
Monday, 22 October 2018	Commonwealth Bank of Australia ACN 123 123 124	Borrow Decrease	N/A	200,000 Ordinary shares (returned to The Hongkong and Shanghai Banking Corporation Limited, see Annexure C)	200,000
Monday, 22 October 2018	Commonwealth Bank of Australia ACN 123 123 124	Borrow Increase	N/A	200,000 Ordinary shares (borrowed from The Hongkong and Shanghai Banking Corporation Limited, see Annexure C)	200,000
Tuesday, 23 October 2018	Commonwealth Bank of Australia ACN 123 123 124	Borrow Decrease	N/A	200,000 Ordinary shares (returned to The Hongkong and Shanghai Banking Corporation Limited, see Annexure C)	200,000
Tuesday, 23 October 2018	Commonwealth Bank of Australia ACN 123 123 124	Borrow Increase	N/A	200,000 Ordinary shares (borrowed from The Hongkong and Shanghai Banking Corporation Limited, see Annexure C)	200,000
Wednesday, 24 October 2018	Commonwealth Bank of Australia ACN 123 123 124	Borrow Increase	N/A	200,000 Ordinary shares (borrowed from The Hongkong and Shanghai Banking Corporation Limited, see Annexure C)	200,000
Wednesday, 24 October 2018	Commonwealth Bank of Australia ACN 123 123 124	Borrow Decrease	N/A	200,000 Ordinary shares (returned to The Hongkong and Shanghai Banking Corporation Limited, see Annexure C)	200,000

Thursday, 25 October 2018	Commonwealth Bank of Australia ACN 123 123 124	Borrow Increase	N/A	200,000 Ordinary shares (borrowed from The Hongkong and Shanghai Banking Corporation Limited, see Annexure C)	200,000
Thursday, 25 October 2018	Commonwealth Bank of Australia ACN 123 123 124	Borrow Decrease	N/A	200,000 Ordinary shares (returned to The Hongkong and Shanghai Banking Corporation Limited, see Annexure C)	200,000
Friday, 26 October 2018	Commonwealth Bank of Australia ACN 123 123 124	Borrow Increase	N/A	200,000 Ordinary shares (borrowed from The Hongkong and Shanghai Banking Corporation Limited, see Annexure C)	200,000
Friday, 26 October 2018	Commonwealth Bank of Australia ACN 123 123 124	Borrow Decrease	N/A	200,000 Ordinary shares (returned to The Hongkong and Shanghai Banking Corporation Limited, see Annexure C)	200,000
Monday, 29 October 2018	Commonwealth Bank of Australia ACN 123 123 124	Borrow Decrease	N/A	200,000 Ordinary shares (returned to The Hongkong and Shanghai Banking Corporation Limited, see Annexure C)	200,000
Monday, 29 October 2018	Commonwealth Bank of Australia ACN 123 123 124	Borrow Increase	N/A	200,000 Ordinary shares (borrowed from The Hongkong and Shanghai Banking Corporation Limited, see Annexure C)	200,000
Tuesday, 30 October 2018	Commonwealth Bank of Australia ACN 123 123 124	Borrow Decrease	N/A	200,000 Ordinary shares (returned to The Hongkong and Shanghai Banking Corporation Limited, see Annexure C)	200,000
Tuesday, 30 October 2018	Commonwealth Bank of Australia ACN 123 123 124	Borrow Increase	N/A	200,000 Ordinary shares (borrowed from The Hongkong and Shanghai Banking Corporation Limited, see Annexure C)	200,000
Wednesday, 31 October 2018	Commonwealth Bank of Australia ACN 123 123 124	Borrow Increase	N/A	200,000 Ordinary shares (borrowed from The Hongkong and Shanghai Banking Corporation Limited, see Annexure C)	200,000
Wednesday, 31 October 2018	Commonwealth Bank of Australia ACN 123 123 124	Borrow Decrease	N/A	200,000 Ordinary shares (returned to The Hongkong and Shanghai Banking Corporation Limited, see Annexure C)	200,000
Thursday, 01 November 2018	Commonwealth Bank of Australia ACN 123 123 124	Borrow Increase	N/A	200,000 Ordinary shares (borrowed from The Hongkong and Shanghai Banking Corporation Limited, see Annexure C)	200,000
Thursday, 01 November 2018	Commonwealth Bank of Australia ACN 123 123 124	Borrow Decrease	N/A	200,000 Ordinary shares (returned to The Hongkong and Shanghai Banking Corporation Limited, see Annexure C)	200,000
Friday, 02 November 2018	Commonwealth Bank of Australia ACN 123 123 124	Borrow Increase	N/A	200,000 Ordinary shares (borrowed from The Hongkong and Shanghai Banking Corporation Limited, see Annexure C)	200,000
Friday, 02 November 2018	Commonwealth Bank of Australia ACN 123 123 124	Borrow Decrease	N/A	200,000 Ordinary shares (returned to The Hongkong and Shanghai Banking Corporation Limited, see Annexure C)	200,000
Monday, 05 November 2018	Commonwealth Bank of Australia ACN 123 123 124	Borrow Increase	N/A	200,000 Ordinary shares (borrowed from The Hongkong and Shanghai Banking Corporation Limited, see Annexure C)	200,000
Monday, 05 November 2018	Commonwealth Bank of Australia ACN 123 123 124	Borrow Decrease	N/A	200,000 Ordinary shares (returned to The Hongkong and Shanghai Banking Corporation Limited, see Annexure C)	200,000

Tuesday, 06 November 2018	Commonwealth Bank of Australia ACN 123 123 124	Borrow Decrease	N/A	200,000 Ordinary shares (returned to The Hongkong and Shanghai Banking Corporation Limited, see Annexure C)	200,000
Tuesday, 06 November 2018	Commonwealth Bank of Australia ACN 123 123 124	Borrow Increase	N/A	200,000 Ordinary shares (borrowed from The Hongkong and Shanghai Banking Corporation Limited, see Annexure C)	200,000
Wednesday, 07 November 2018	Commonwealth Bank of Australia ACN 123 123 124	Borrow Increase	N/A	200,000 Ordinary shares (borrowed from The Hongkong and Shanghai Banking Corporation Limited, see Annexure C)	200,000
Wednesday, 07 November 2018	Commonwealth Bank of Australia ACN 123 123 124	Borrow Decrease	N/A	200,000 Ordinary shares (returned to The Hongkong and Shanghai Banking Corporation Limited, see Annexure C)	200,000
Thursday, 08 November 2018	Commonwealth Bank of Australia ACN 123 123 124	Borrow Decrease	N/A	200,000 Ordinary shares (returned to The Hongkong and Shanghai Banking Corporation Limited, see Annexure C)	200,000
Thursday, 08 November 2018	Commonwealth Bank of Australia ACN 123 123 124	Borrow Increase	N/A	200,000 Ordinary shares (borrowed from The Hongkong and Shanghai Banking Corporation Limited, see Annexure C)	200,000
Friday, 09 November 2018	Commonwealth Bank of Australia ACN 123 123 124	Borrow Decrease	N/A	200,000 Ordinary shares (returned to The Hongkong and Shanghai Banking Corporation Limited, see Annexure C)	200,000
Friday, 09 November 2018	Commonwealth Bank of Australia ACN 123 123 124	Borrow Increase	N/A	200,000 Ordinary shares (borrowed from The Hongkong and Shanghai Banking Corporation Limited, see Annexure C)	200,000
Monday, 12 November 2018	Commonwealth Bank of Australia ACN 123 123 124	Borrow Increase	N/A	200,000 Ordinary shares (borrowed from The Hongkong and Shanghai Banking Corporation Limited, see Annexure C)	200,000
Monday, 12 November 2018	Commonwealth Bank of Australia ACN 123 123 124	Borrow Decrease	N/A	200,000 Ordinary shares (returned to The Hongkong and Shanghai Banking Corporation Limited, see Annexure C)	200,000
Tuesday, 13 November 2018	Commonwealth Bank of Australia ACN 123 123 124	Borrow Decrease	N/A	200,000 Ordinary shares (returned to The Hongkong and Shanghai Banking Corporation Limited, see Annexure C)	200,000
Monday, 14 January 2019	Commonwealth Bank of Australia ACN 123 123 124	Borrow Increase	N/A	106,121 Ordinary shares (borrowed from Citigroup Global Markets Limited (Agreement 13), see Annexure C)	106,121
Tuesday, 15 January 2019	Commonwealth Bank of Australia ACN 123 123 124	Borrow Decrease	N/A	106,121 Ordinary shares (returned to Citigroup Global Markets Limited (Agreement 13), see Annexure C)	106,121
Wednesday, 16 January 2019	Commonwealth Bank of Australia ACN 123 123 124	Borrow Increase	N/A	106,696 Ordinary shares (borrowed from Citigroup Global Markets Limited (Agreement 13), see Annexure C)	106,696
Wednesday, 16 January 2019	Commonwealth Bank of Australia ACN 123 123 124	Borrow Increase	N/A	399,876 Ordinary shares (borrowed from Barclays Capital Securities Ltd, see Annexure C)	399,876
Thursday, 17 January 2019	Commonwealth Bank of Australia ACN 123 123 124	Borrow Decrease	N/A	106,696 Ordinary shares (returned to Citigroup Global Markets Limited (Agreement 13), see Annexure C)	106,696
Thursday, 17 January 2019	Commonwealth Bank of Australia ACN 123 123 124	Borrow Decrease	N/A	399,876 Ordinary shares (returned to Barclays Capital Securities Ltd, see Annexure C)	399,876


Friday, 22 February 2019	Commonwealth Bank of Australia ACN 123 123 124	Borrow Increase	N/A	154,683 Ordinary shares (borrowed from Barclays Capital Securities Ltd, see Annexure C)	154,683
Monday, 25 February 2019	Commonwealth Bank of Australia ACN 123 123 124	Borrow Increase	N/A	359,402 Ordinary shares (borrowed from Barclays Capital Securities Ltd, see Annexure C)	359,402
Monday, 25 February 2019	Commonwealth Bank of Australia ACN 123 123 124	Borrow Decrease	N/A	154,683 Ordinary shares (returned to Barclays Capital Securities Ltd, see Annexure C)	154,683
Tuesday, 26 February 2019	Commonwealth Bank of Australia ACN 123 123 124	Borrow Decrease	N/A	359,402 Ordinary shares (returned to Barclays Capital Securities Ltd, see Annexure C)	359,402
Thursday, 18 October 2018	Commonwealth Bank Officers Superannuation Corporation Pty Limited ACN 074 519 798	Purchase	341,723.12	54,328 Ordinary shares	54,328
Wednesday, 24 October 2018	Commonwealth Bank Officers Superannuation Corporation Pty Limited ACN 074 519 798	Sale	238,891.59	39,566 Ordinary shares	39,566
Thursday, 25 October 2018	Commonwealth Bank Officers Superannuation Corporation Pty Limited ACN 074 519 798	Sale	89,621.58	14,762 Ordinary shares	14,762
Thursday, 27 September 2018	Realindex Investments Pty Limited ACN 133 312 017	Purchase	144,905.40	20,070 Ordinary shares	20,070
Thursday, 27 September 2018	Realindex Investments Pty Limited ACN 133 312 017	Purchase	44,886.74	6,217 Ordinary shares	6,217
Thursday, 27 September 2018	Realindex Investments Pty Limited ACN 133 312 017	Purchase	21,132.94	2,927 Ordinary shares	2,927
Thursday, 27 September 2018	Realindex Investments Pty Limited ACN 133 312 017	Purchase	4,252.58	589 Ordinary shares	589
Friday, 28 September 2018	Realindex Investments Pty Limited ACN 133 312 017	Purchase	48,220.19	6,763 Ordinary shares	6,763
Friday, 28 September 2018	Realindex Investments Pty Limited ACN 133 312 017	Purchase	3,629.17	509 Ordinary shares	509
Friday, 28 September 2018	Realindex Investments Pty Limited ACN 133 312 017	Purchase	1,461.65	205 Ordinary shares	205
Tuesday, 02 October 2018	Realindex Investments Pty Limited ACN 133 312 017	Purchase	7,660.42	1,061 Ordinary shares	1,061
Tuesday, 02 October 2018	Realindex Investments Pty Limited ACN 133 312 017	Sale	20,741.17	2,909 Ordinary shares	2,909
Tuesday, 02 October 2018	Realindex Investments Pty Limited ACN 133 312 017	Purchase	2,490.90	345 Ordinary shares	345
Tuesday, 09 October 2018	Realindex Investments Pty Limited ACN 133 312 017	Purchase	25,866.09	3,937 Ordinary shares	3,937
Tuesday, 09 October 2018	Realindex Investments Pty Limited ACN 133 312 017	Sale	25,866.09	3,937 Ordinary shares	3,937
Wednesday, 10 October 2018	Realindex Investments Pty Limited ACN 133 312 017	Purchase	19,645.88	2,941 Ordinary shares	2,941
Friday, 12 October 2018	Realindex Investments Pty Limited ACN 133 312 017	Purchase	25,278.04	3,877 Ordinary shares	3,877
Friday, 12 October 2018	Realindex Investments Pty Limited ACN 133 312 017	Purchase	2,536.28	389 Ordinary shares	389
Monday, 15 October 2018	Realindex Investments Pty Limited ACN 133 312 017	Purchase	4,279.04	680 Ordinary shares	680
Tuesday, 16 October 2018	Realindex Investments Pty Limited ACN 133 312 017	Purchase	10,998.33	1,743 Ordinary shares	1,743
Wednesday, 17 October 2018	Realindex Investments Pty Limited ACN 133 312 017	Purchase	24,986.98	3,886 Ordinary shares	3,886
Thursday, 18 October 2018	Realindex Investments Pty Limited ACN 133 312 017	Sale	341,723.12	54,328 Ordinary shares	54,328
Friday, 19 October 2018	Realindex Investments Pty Limited ACN 133 312 017	Sale	5,013.13	797 Ordinary shares	797
Thursday, 25 October 2018	Realindex Investments Pty Limited ACN 133 312 017	Purchase	421,782.06	69,601 Ordinary shares	69,601
Tuesday, 30 October 2018	Realindex Investments Pty Limited ACN 133 312 017	Purchase	2,425.95	405 Ordinary shares	405
Wednesday, 31 October 2018	Realindex Investments Pty Limited ACN 133 312 017	Sale	9,622.90	1,631 Ordinary shares	1,631
Wednesday, 31 October 2018	Realindex Investments Pty Limited ACN 133 312 017	Purchase	76,433.00	12,530 Ordinary shares	12,530
Friday, 02 November 2018	Realindex Investments Pty Limited ACN 133 312 017	Sale	1,021,936.23	164,563 Ordinary shares	164,563
Monday, 12 November 2018	Realindex Investments Pty Limited ACN 133 312 017	Purchase	76,193.04	11,704 Ordinary shares	11,704
Tuesday, 13 November 2018	Realindex Investments Pty Limited ACN 133 312 017	Sale	54,325.95	8,345 Ordinary shares	8,345
Thursday, 15 November 2018	Realindex Investments Pty Limited ACN 133 312 017	Purchase	12,892.88	2,093 Ordinary shares	2,093
Friday, 16 November 2018	Realindex Investments Pty Limited ACN 133 312 017	Purchase	7,992.40	1,160 Ordinary shares	1,160
Friday, 16 November 2018	Realindex Investments Pty Limited ACN 133 312 017	Purchase	397,043.14	57,626 Ordinary shares	57,626
Tuesday, 20 November 2018	Realindex Investments Pty Limited ACN 133 312 017	Sale	11,947.26	1,734 Ordinary shares	1,734
Monday, 26 November 2018	Realindex Investments Pty Limited ACN 133 312 017	Purchase	11,847.22	1,727 Ordinary shares	1,727
Wednesday, 28 November 2018	Realindex Investments Pty Limited ACN 133 312 017	Purchase	251,563.82	34,273 Ordinary shares	34,273
Friday, 30 November 2018	Realindex Investments Pty Limited ACN 133 312 017	Purchase	20,592.66	2,706 Ordinary shares	2,706

Friday, 30 November 2018	Realindex Investments Pty Limited ACN 133 312 017	Purchase	45,355.60	5,960 Ordinary shares	5,960
Monday, 03 December 2018	Realindex Investments Pty Limited ACN 133 312 017	Purchase	11,635.60	1,531 Ordinary shares	1,531
Tuesday, 04 December 2018	Realindex Investments Pty Limited ACN 133 312 017	Purchase	39,795.84	5,264 Ordinary shares	5,264
Thursday, 06 December 2018	Realindex Investments Pty Limited ACN 133 312 017	Purchase	65,135.88	8,826 Ordinary shares	8,826
Friday, 07 December 2018	Realindex Investments Pty Limited ACN 133 312 017	Sale	10,929.26	1,489 Ordinary shares	1,489
Friday, 07 December 2018	Realindex Investments Pty Limited ACN 133 312 017	Purchase	136,748.80	18,580 Ordinary shares	18,580
Friday, 07 December 2018	Realindex Investments Pty Limited ACN 133 312 017	Purchase	12,099.84	1,644 Ordinary shares	1,644
Wednesday, 12 December 2018	Realindex Investments Pty Limited ACN 133 312 017	Purchase	68,633.89	9,139 Ordinary shares	9,139
Friday, 14 December 2018	Realindex Investments Pty Limited ACN 133 312 017	Sale	7,915.54	1,054 Ordinary shares	1,054
Friday, 14 December 2018	Realindex Investments Pty Limited ACN 133 312 017	Purchase	14,002.56	1,872 Ordinary shares	1,872
Wednesday, 19 December 2018	Realindex Investments Pty Limited ACN 133 312 017	Purchase	34,867.47	4,731 Ordinary shares	4,731
Wednesday, 19 December 2018	Realindex Investments Pty Limited ACN 133 312 017	Purchase	624,902.30	84,790 Ordinary shares	84,790
Wednesday, 19 December 2018	Realindex Investments Pty Limited ACN 133 312 017	Purchase	132,689.48	18,004 Ordinary shares	18,004
Wednesday, 19 December 2018	Realindex Investments Pty Limited ACN 133 312 017	Purchase	23,805.10	3,230 Ordinary shares	3,230
Wednesday, 19 December 2018	Realindex Investments Pty Limited ACN 133 312 017	Purchase	43,180.83	5,859 Ordinary shares	5,859
Wednesday, 19 December 2018	Realindex Investments Pty Limited ACN 133 312 017	Purchase	8,703.97	1,181 Ordinary shares	1,181
Thursday, 20 December 2018	Realindex Investments Pty Limited ACN 133 312 017	Sale	25,999.44	3,412 Ordinary shares	3,412
Friday, 21 December 2018	Realindex Investments Pty Limited ACN 133 312 017	Purchase	4,253.04	594 Ordinary shares	594
Friday, 21 December 2018	Realindex Investments Pty Limited ACN 133 312 017	Sale	99,119.13	13,449 Ordinary shares	13,449
Friday, 21 December 2018	Realindex Investments Pty Limited ACN 133 312 017	Purchase	54,566.36	7,621 Ordinary shares	7,621
Friday, 21 December 2018	Realindex Investments Pty Limited ACN 133 312 017	Purchase	4,088.36	571 Ordinary shares	571
Monday, 24 December 2018	Realindex Investments Pty Limited ACN 133 312 017	Sale	20,770.86	2,861 Ordinary shares	2,861
Friday, 28 December 2018	Realindex Investments Pty Limited ACN 133 312 017	Purchase	26,812.24	3,683 Ordinary shares	3,683
Monday, 31 December 2018	Realindex Investments Pty Limited ACN 133 312 017	Sale	7,214.48	991 Ordinary shares	991
Friday, 04 January 2019	Realindex Investments Pty Limited ACN 133 312 017	Purchase	2,360.52	332 Ordinary shares	332
Tuesday, 08 January 2019	Realindex Investments Pty Limited ACN 133 312 017	Sale	8,069.85	1,135 Ordinary shares	1,135
Tuesday, 08 January 2019	Realindex Investments Pty Limited ACN 133 312 017	Purchase	13,999.58	1,939 Ordinary shares	1,939
Tuesday, 15 January 2019	Realindex Investments Pty Limited ACN 133 312 017	Purchase	3,810.24	756 Ordinary shares	756
Friday, 18 January 2019	Realindex Investments Pty Limited ACN 133 312 017	Purchase	79,446.60	15,732 Ordinary shares	15,732
Tuesday, 22 January 2019	Realindex Investments Pty Limited ACN 133 312 017	Purchase	7,069.20	1,370 Ordinary shares	1,370
Wednesday, 30 January 2019	Realindex Investments Pty Limited ACN 133 312 017	Sale	67,743.48	12,054 Ordinary shares	12,054
Wednesday, 30 January 2019	Realindex Investments Pty Limited ACN 133 312 017	Purchase	6,366.20	1,145 Ordinary shares	1,145
Thursday, 31 January 2019	Realindex Investments Pty Limited ACN 133 312 017	Purchase	1,498.63	271 Ordinary shares	271
Thursday, 31 January 2019	Realindex Investments Pty Limited ACN 133 312 017	Purchase	1,863.61	337 Ordinary shares	337
Thursday, 31 January 2019	Realindex Investments Pty Limited ACN 133 312 017	Purchase	8,283.94	1,498 Ordinary shares	1,498
Thursday, 31 January 2019	Realindex Investments Pty Limited ACN 133 312 017	Purchase	348.39	63 Ordinary shares	63
Thursday, 31 January 2019	Realindex Investments Pty Limited ACN 133 312 017	Purchase	4,335.52	784 Ordinary shares	784
Friday, 01 February 2019	Realindex Investments Pty Limited ACN 133 312 017	Purchase	2,964.74	547 Ordinary shares	547
Tuesday, 05 February 2019	Realindex Investments Pty Limited ACN 133 312 017	Purchase	4,468.31	829 Ordinary shares	829
Friday, 08 February 2019	Realindex Investments Pty Limited ACN 133 312 017	Purchase	5,263.20	1,032 Ordinary shares	1,032
Wednesday, 13 February 2019	Realindex Investments Pty Limited ACN 133 312 017	Sale	38,979.50	7,955 Ordinary shares	7,955
Thursday, 14 February 2019	Realindex Investments Pty Limited ACN 133 312 017	Sale	2,587.92	526 Ordinary shares	526
Thursday, 21 February 2019	Realindex Investments Pty Limited ACN 133 312 017	Purchase	7,001.66	1,426 Ordinary shares	1,426
Wednesday, 27 February 2019	Realindex Investments Pty Limited ACN 133 312 017	Purchase	3,551.22	654 Ordinary shares	654
Friday, 15 March 2019	Realindex Investments Pty Limited ACN 133 312 017	Sale	104,998.40	20,192 Ordinary shares	20,192
Monday, 18 March 2019	Realindex Investments Pty Limited ACN 133 312 017	Sale	92,405.20	17,272 Ordinary shares	17,272
Monday, 18 March 2019	Realindex Investments Pty Limited ACN 133 312 017	Sale	28,001.90	5,234 Ordinary shares	5,234

Monday, 18 March 2019	Realindex Investments Pty Limited ACN 133 312 017	Sale	6,179.25	1,155 Ordinary shares	1,155
Monday, 18 March 2019	Realindex Investments Pty Limited ACN 133 312 017	Sale	521,919.25	97,555 Ordinary shares	97,555
Monday, 18 March 2019	Realindex Investments Pty Limited ACN 133 312 017	Sale	30,077.70	5,622 Ordinary shares	5,622
Monday, 18 March 2019	Realindex Investments Pty Limited ACN 133 312 017	Sale	8,329.95	1,557 Ordinary shares	1,557
Wednesday, 20 March 2019	Realindex Investments Pty Limited ACN 133 312 017	Purchase	109,577.72	21,154 Ordinary shares	21,154
Wednesday, 20 March 2019	Realindex Investments Pty Limited ACN 133 312 017	Purchase	29,857.52	5,764 Ordinary shares	5,764
Wednesday, 20 March 2019	Realindex Investments Pty Limited ACN 133 312 017	Purchase	330,002.26	63,707 Ordinary shares	63,707
Thursday, 21 March 2019	Realindex Investments Pty Limited ACN 133 312 017	Purchase	60,478.80	11,976 Ordinary shares	11,976
Thursday, 21 March 2019	Realindex Investments Pty Limited ACN 133 312 017	Purchase	372,952.60	73,852 Ordinary shares	73,852
Thursday, 21 March 2019	Realindex Investments Pty Limited ACN 133 312 017	Purchase	80,638.40	15,968 Ordinary shares	15,968
Friday, 22 March 2019	Realindex Investments Pty Limited ACN 133 312 017	Purchase	6,792.12	1,324 Ordinary shares	1,324
Friday, 22 March 2019	Realindex Investments Pty Limited ACN 133 312 017	Purchase	39,803.67	7,759 Ordinary shares	7,759
Thursday, 28 March 2019	Realindex Investments Pty Limited ACN 133 312 017	Purchase	23,827.93	4,663 Ordinary shares	4,663
Monday, 01 April 2019	Realindex Investments Pty Limited ACN 133 312 017	Purchase	61,944.75	11,799 Ordinary shares	11,799
Monday, 01 April 2019	Realindex Investments Pty Limited ACN 133 312 017	Purchase	14,983.50	2,854 Ordinary shares	2,854
Monday, 01 April 2019	Realindex Investments Pty Limited ACN 133 312 017	Purchase	14,983.50	2,854 Ordinary shares	2,854
Thursday, 04 April 2019	Realindex Investments Pty Limited ACN 133 312 017	Purchase	3,826.02	726 Ordinary shares	726
Monday, 08 April 2019	Realindex Investments Pty Limited ACN 133 312 017	Purchase	3,032.01	571 Ordinary shares	571
Monday, 08 April 2019	Realindex Investments Pty Limited ACN 133 312 017	Purchase	17,331.84	3,264 Ordinary shares	3,264
Monday, 08 April 2019	Realindex Investments Pty Limited ACN 133 312 017	Purchase	2,522.25	475 Ordinary shares	475
Tuesday, 09 April 2019	Realindex Investments Pty Limited ACN 133 312 017	Purchase	8,897.20	1,711 Ordinary shares	1,711
Thursday, 11 April 2019	Realindex Investments Pty Limited ACN 133 312 017	Purchase	3,837.89	763 Ordinary shares	763
Thursday, 11 April 2019	Realindex Investments Pty Limited ACN 133 312 017	Purchase	12,876.80	2,560 Ordinary shares	2,560
Friday, 12 April 2019	Realindex Investments Pty Limited ACN 133 312 017	Purchase	61,341.93	12,099 Ordinary shares	12,099
Friday, 12 April 2019	Realindex Investments Pty Limited ACN 133 312 017	Purchase	8,811.66	1,738 Ordinary shares	1,738
Friday, 12 April 2019	Realindex Investments Pty Limited ACN 133 312 017	Purchase	4,076.28	804 Ordinary shares	804
Friday, 03 May 2019	Realindex Investments Pty Limited ACN 133 312 017	Purchase	3,922.76	698 Ordinary shares	698
Friday, 03 May 2019	Realindex Investments Pty Limited ACN 133 312 017	Sale	24,213.84	4,118 Ordinary shares	4,118
Friday, 10 May 2019	Realindex Investments Pty Limited ACN 133 312 017	Purchase	5,198.62	994 Ordinary shares	994
Friday, 10 May 2019	Realindex Investments Pty Limited ACN 133 312 017	Purchase	28,895.75	5,525 Ordinary shares	5,525
Friday, 10 May 2019	Realindex Investments Pty Limited ACN 133 312 017	Purchase	10,925.47	2,089 Ordinary shares	2,089
Friday, 17 May 2019	Realindex Investments Pty Limited ACN 133 312 017	Sale	65,074.89	12,989 Ordinary shares	12,989
Tuesday, 21 May 2019	Realindex Investments Pty Limited ACN 133 312 017	Sale	8,897.76	1,776 Ordinary shares	1,776
Friday, 24 May 2019	Realindex Investments Pty Limited ACN 133 312 017	Sale	13,861.26	2,702 Ordinary shares	2,702
Friday, 31 May 2019	Realindex Investments Pty Limited ACN 133 312 017	Sale	40,036.22	7,729 Ordinary shares	7,729
Wednesday, 05 June 2019	Realindex Investments Pty Limited ACN 133 312 017	Sale	23,907.51	6,479 Ordinary shares	6,479
Wednesday, 05 June 2019	Realindex Investments Pty Limited ACN 133 312 017	Purchase	23,907.51	6,479 Ordinary shares	6,479

Annexure C

This is annexure C referred to in Form 604, Notice of change of interest of substantial holder dated 12/06/2019



Kara Nicholls

Company Secretary

Dated the 13/06/2019

Commonwealth Bank of Australia will, if requested by the company or responsible entity to whom this form must be given or by the Australian Securities and Investments Commission (ASIC), give a copy of one or more of the following agreements to the company, responsible entity or ASIC (as appropriate).

Barclays Capital Securities Ltd

Type of agreement:	Global Master Securities Lending Agreement
Parties to agreement:	(1) Commonwealth Bank of Australia and (2) Barclays Capital Securities Ltd
Can the parties exercise voting rights attaching to the securities?	No
If yes, in what circumstances?	N/A
Date on which the securities were (or are) expected to be delivered to the borrower or its nominee (ie borrow date):	The dates indicated in Annexure B on which securities were borrowed.
Scheduled date (if any) when the securities are expected to be returned to the lender or its nominee (ie return date):	Any particular day.
Does the borrower have the right to return the securities early? [Yes/No]	Yes
If yes, in which circumstances?	At any time subject to giving notice.
Does the lender have the right to recall the securities early (ie before the scheduled return date)? [Yes/No]	Yes
If yes, in which circumstances?	At any time subject to giving notice.
Are there circumstances in which the borrower will not be required to return the securities on settlement? [Yes/No]	No
If yes, in which circumstances?	N/A

Citigroup Global Markets Limited (Agreement 12)

Type of agreement:	Australian Master Securities Lending Agreement
Parties to agreement:	(1) Citigroup Global Markets Limited; and (2) Colonial First State Investments Limited
Can the parties exercise voting rights attaching to the securities?	No
If yes, in what circumstances?	N/A
Date on which the securities were (or are) expected to be delivered to the borrower or its nominee (ie borrow date):	The dates indicated in Annexure B on which securities were borrowed.
Scheduled date (if any) when the securities are expected to be returned to the lender or its nominee (ie return date):	Any particular day.
Does the borrower have the right to return the securities early? [Yes/No]	Yes
If yes, in which circumstances?	At any time subject to giving notice.
Does the lender have the right to recall the securities early (ie before the scheduled return date)? [Yes/No]	Yes
If yes, in which circumstances?	At any time subject to giving notice.
Are there circumstances in which the borrower will not be required to return the securities on settlement? [Yes/No]	No
If yes, in which circumstances?	N/A

Citigroup Global Markets Limited (Agreement 13)

Type of agreement:	Global Master Securities Lending Agreement
Parties to agreement:	(1) Commonwealth Bank of Australia and (2) Citigroup Global Markets Limited
Can the parties exercise voting rights attaching to the securities?	No
If yes, in what circumstances?	N/A
Date on which the securities were (or are) expected to be delivered to the borrower or its nominee (ie borrow date):	The dates indicated in Annexure B on which securities were borrowed.
Scheduled date (if any) when the securities are expected to be returned to the lender or its nominee (ie return date):	Any particular day.
Does the borrower have the right to return the securities early? [Yes/No]	Yes

If yes, in which circumstances?	At any time subject to giving notice.
Does the lender have the right to recall the securities early (ie before the scheduled return date)? [Yes/No]	Yes
If yes, in which circumstances?	At any time subject to giving notice.
Are there circumstances in which the borrower will not be required to return the securities on settlement? [Yes/No]	No
If yes, in which circumstances?	N/A

Citigroup Global Markets Limited (Agreement 4)

Type of agreement:	Australian Master Securities Lending Agreement
Parties to agreement:	(1) Citigroup Global Markets Limited; and (2) Colonial First State Investments Limited
Can the parties exercise voting rights attaching to the securities?	No
If yes, in what circumstances?	N/A
Date on which the securities were (or are) expected to be delivered to the borrower or its nominee (ie borrow date):	The dates indicated in Annexure B on which securities were borrowed.
Scheduled date (if any) when the securities are expected to be returned to the lender or its nominee (ie return date):	Any particular day.
Does the borrower have the right to return the securities early? [Yes/No]	Yes
If yes, in which circumstances?	At any time subject to giving notice.
Does the lender have the right to recall the securities early (ie before the scheduled return date)? [Yes/No]	Yes
If yes, in which circumstances?	At any time subject to giving notice.
Are there circumstances in which the borrower will not be required to return the securities on settlement? [Yes/No]	No
If yes, in which circumstances?	N/A

Citigroup Global Markets Limited (Agreement 5)

Type of agreement:	Australian Master Securities Lending Agreement
Parties to agreement:	(1) Citigroup Global Markets Limited; and (2) Colonial First State Investments Limited
Can the parties exercise voting rights attaching to the securities?	No
If yes, in what circumstances?	N/A
Date on which the securities were (or are) expected to be delivered to the borrower or its nominee (ie borrow date):	The dates indicated in Annexure B on which securities were borrowed.
Scheduled date (if any) when the securities are expected to be returned to the lender or its nominee (ie return date):	Any particular day.
Does the borrower have the right to return the securities early? [Yes/No]	Yes
If yes, in which circumstances?	At any time subject to giving notice.
Does the lender have the right to recall the securities early (ie before the scheduled return date)? [Yes/No]	Yes
If yes, in which circumstances?	At any time subject to giving notice.
Are there circumstances in which the borrower will not be required to return the securities on settlement? [Yes/No]	No
If yes, in which circumstances?	N/A

The Hongkong and Shanghai Banking Corporation Limited

Type of agreement:	Global Master Securities Lending Agreement
Parties to agreement:	(1) Commonwealth Bank of Australia and (2) The Hongkong and Shanghai Banking Corporation Limited
Can the parties exercise voting rights attaching to the securities?	No
If yes, in what circumstances?	N/A
Date on which the securities were (or are) expected to be delivered to the borrower or its nominee (ie borrow date):	The dates indicated in Annexure B on which securities were borrowed.
Scheduled date (if any) when the securities are expected to be returned to the lender or its nominee (ie return date):	Any particular day.
Does the borrower have the right to return the securities early? [Yes/No]	Yes
If yes, in which circumstances?	At any time subject to giving notice.
Does the lender have the right to recall the securities early (ie before the scheduled return date)? [Yes/No]	Yes
If yes, in which circumstances?	At any time subject to giving notice.
Are there circumstances in which the borrower will not be required to return the securities on settlement? [Yes/No]	No
If yes, in which circumstances?	N/A

UBS AG (Agreement 1)

Type of agreement:	Australian Master Securities Lending Agreement
--------------------	--

Parties to agreement:	(1) UBS AG; and (2) Colonial First State Investments Limited
Can the parties exercise voting rights attaching to the securities?	No
If yes, in what circumstances?	N/A
Date on which the securities were (or are) expected to be delivered to the borrower or its nominee (ie borrow date):	The dates indicated in Annexure B on which securities were borrowed.
Scheduled date (if any) when the securities are expected to be returned to the lender or its nominee (ie return date):	Any particular day.
Does the borrower have the right to return the securities early? [Yes/No]	Yes
If yes, in which circumstances?	At any time subject to giving notice.
Does the lender have the right to recall the securities early (ie before the scheduled return date)? [Yes/No]	Yes
If yes, in which circumstances?	At any time subject to giving notice.
Are there circumstances in which the borrower will not be required to return the securities on settlement? [Yes/No]	No
If yes, in which circumstances?	N/A

UBS AG (Agreement 2)

Type of agreement:	Australian Master Securities Lending Agreement
Parties to agreement:	(1) UBS AG; and (2) Colonial First State Investments Limited
Can the parties exercise voting rights attaching to the securities?	No
If yes, in what circumstances?	N/A
Date on which the securities were (or are) expected to be delivered to the borrower or its nominee (ie borrow date):	The dates indicated in Annexure B on which securities were borrowed.
Scheduled date (if any) when the securities are expected to be returned to the lender or its nominee (ie return date):	Any particular day.
Does the borrower have the right to return the securities early? [Yes/No]	Yes
If yes, in which circumstances?	At any time subject to giving notice.
Does the lender have the right to recall the securities early (ie before the scheduled return date)? [Yes/No]	Yes
If yes, in which circumstances?	At any time subject to giving notice.
Are there circumstances in which the borrower will not be required to return the securities on settlement? [Yes/No]	No
If yes, in which circumstances?	N/A

UBS AG (Agreement 3)

Type of agreement:	Australian Master Securities Lending Agreement
Parties to agreement:	(1) UBS AG; and (2) Colonial First State Investments Limited
Can the parties exercise voting rights attaching to the securities?	No
If yes, in what circumstances?	N/A
Date on which the securities were (or are) expected to be delivered to the borrower or its nominee (ie borrow date):	The dates indicated in Annexure B on which securities were borrowed.
Scheduled date (if any) when the securities are expected to be returned to the lender or its nominee (ie return date):	Any particular day.
Does the borrower have the right to return the securities early? [Yes/No]	Yes
If yes, in which circumstances?	At any time subject to giving notice.
Does the lender have the right to recall the securities early (ie before the scheduled return date)? [Yes/No]	Yes
If yes, in which circumstances?	At any time subject to giving notice.
Are there circumstances in which the borrower will not be required to return the securities on settlement? [Yes/No]	No
If yes, in which circumstances?	N/A