

29 September 2020

Level 1, 22 Salmon Street
Port Melbourne VIC 3207
opticomm.net.au

The Manager
Markets Announcement Office
Australian Securities Exchange
4th floor, 20 Bridge Street
Sydney NSW 2000

ELECTRONIC LODGEMENT

Dear Sir or Madam

OPTICOMM LIMITED – 2020 ANNUAL REPORT

I attach OptiComm's 2020 Annual Report for immediate release to the market.

Authorised for lodgment by:



John Phillips
Chief Financial Officer & Company Secretary

Investor Relations

Tel: +61 3 9024 9503; 0418 530 478
investors@opticomm.net.au



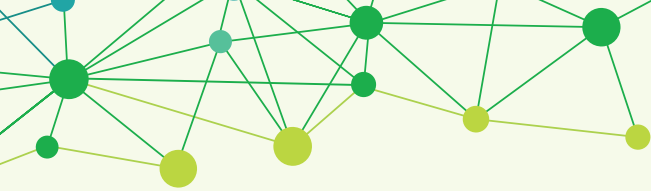
OptiComm is a licenced Australian wholesale telecommunications carrier specialising in the design, installation, operation and maintenance of Fibre-to-the-Premises (FTTP) network solutions for new residential and business developments in Australia.

IN THIS REPORT

2020 Performance Highlights	2
Chairman's Letter	4
Chief Executive Officer's Report	6
Directors' Report and Operational Overview	8
Corporate Governance Statement	18
Remuneration Report (Audited)	24
Auditor's Independence Declaration	31
Financial Statements	32
Independent Auditor's Report	70
Shareholder Information	74
Corporate Directory	76







2020 Performance Highlights

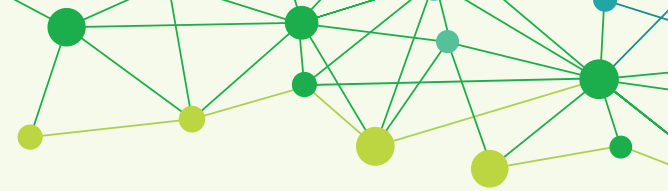
FINANCIAL PERFORMANCE


EBITDA GROWTH OF
17%


NPAT GROWTH OF
14%

A\$'000	Pro forma Historical FY2018	Pro forma Historical FY2019	Pro forma Forecast FY2020
Key Operating metrics			
Total revenue	56,544	62,259	73,040
Network revenue	23,877	33,062	44,703
Network revenue as % of total	42%	53%	61%
Revenue growth			
Total revenue growth	20%	10%	17%
Network revenue growth	53%	38%	35%
Profitability			
EBITDA margin	51%	55%	54%
NPAT margin	30%	32%	32%
EBITDA growth	39%	18%	17%
NPAT growth	42%	18%	14%





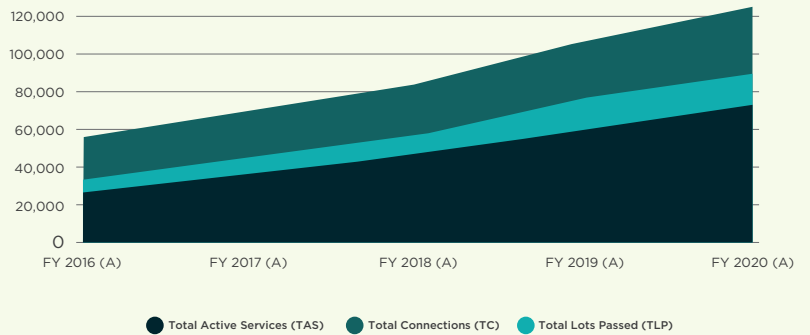
NETWORK GROWTH


CONSTRUCTED (PASSED) LOTS NOW OVER
124,000



CONNECTED SERVICES OVER
89,000



ACTIVE SERVICES OVER
73,000

Growth in Lots Passed, Connected Premises and Active Premises

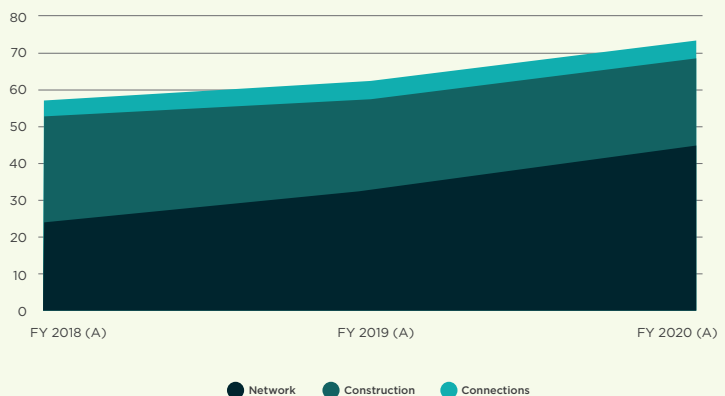


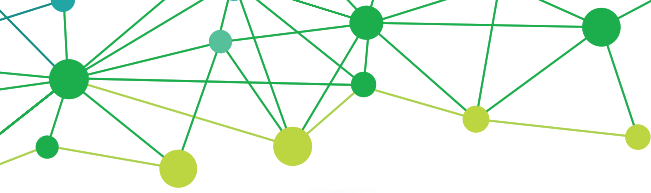
REVENUE


REVENUE
\$73M
 (UP 17% ON THE PRIOR CORRESPONDING PERIOD)


NETWORK OPERATING REVENUE AT
\$44.7M
 (UP 35% ON PCP) AND REPRESENTED 61% OF OUR TOTAL REVENUES (53% PCP)

Revenue (\$m)





Chairman's Letter

To my fellow Shareholders of OptiComm Limited,

It is my pleasure to present our operational and financial results for the 2020 financial year.

Our FY2020 results are in most areas ahead of the forecasts detailed in our Prospectus issued in 2019. This growth has been driven by the ever-increasing consumer appetite for internet connectivity which requires fast and reliable bandwidth services within residential, commercial and retail market segments.

As at 30 June 2020, OptiComm had installed fibre network infrastructure to over 124,000 lots in over 290 estates and buildings across Australia. Over 89,000 dwellings built on these lots are connected to the OptiComm networks. Over 73,000 of these dwellings receiving active internet, telephone and other telecommunications services provided by Retail Service Providers from whom OptiComm receives a monthly recurring wholesale access charge for use of its fibre network infrastructure.

OptiComm expects organic growth to continue, supported by the growing consumer demand for high-speed broadband and ongoing demand for fixed-line fibre telecommunications infrastructure. This growth is also supported by regulation requiring the installation of fibre network infrastructure in new residential developments.

Leading this growth, OptiComm has a strong and experienced management team and Board, with highly relevant telecommunications industry experience across various areas of the business.

As you are aware, on 15 June 2020, OptiComm and Uniti Group Ltd announced that they had entered into a Scheme Implementation Deed (SID) under which Uniti agreed to acquire 100% of the issued capital in OptiComm. Subsequent to that, on 15 September 2020, OptiComm entered into a deed of amendment and restatement in relation to the SID to give effect to a Revised Binding Uniti Proposal. The acquisition is to be conducted by scheme of arrangement and is subject to several conditions, including shareholder, Court and regulatory approvals, together with other customary conditions.

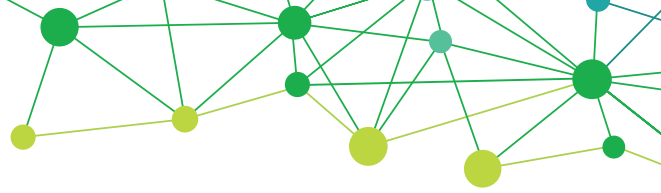
OptiComm expects organic growth to continue, supported by the growing consumer demand for high-speed broadband and ongoing demand for fixed-line fibre telecommunications infrastructure.

In assessing the Scheme, the OptiComm Board considered the reasons to vote in favour or to not vote in favour of the Scheme, other key considerations and risks, and the potential alternatives available to OptiComm, including maintenance of the status quo. The OptiComm Board believes that the value and strategic opportunities offered by the Scheme reflect a compelling proposition for OPC Shareholders.

On behalf of my fellow Directors and our management team, we thank shareholders for their interest and contribution to the company.

Yours faithfully,

Allan Brackin
Chairman





Chief Executive Officer's Report

It gives me great pleasure to present our FY2020 Annual Report.

Our first year as an ASX listed company has been an outstanding success with continued expansion of our networks. Our network recurring revenue, which is our largest single revenue contributor, continues to grow as we expand the reach of our network infrastructure. Our continued growth and success would not be possible without the efforts of the whole OptiComm team and I would like to take this opportunity to thank all of them for their continued commitment and dedication.

Financial and Operational Results

Despite a difficult market and operating conditions due to the COVID-19 pandemic, we have had another very successful year, again exceeding most of our financial and operational KPI's including:

- Constructed lots over 124,000 (up from 106,000)
- Connected lots over 89,000 (up from 76,000)
- Active service connections over 73,000 (up from 60,000).

Overall, our pipeline is now over 150,000 contracted lots and represents nearly 8 years of future construction activity at current construction levels. Moving forward, with this significant pipeline of sold work across both broadacre and multi dwelling sites, we are again well placed to achieve our forecast targets for FY2021.

From a financial perspective, OptiComm achieved pro forma normalised revenue of \$73 million and NPAT of \$23 million, up 17% and 14% respectively on pro forma FY2019 results.

Our People

We have outstanding teams in all areas of our business and across all our operating locations. Their commitment and dedication to outstanding customer service and going the "extra yard" has contributed significantly to our success.

We have continued to invest in our people and have further increased the capacity and capability of our management and support teams, consistent with our continued business growth. We are now well positioned for the next phase of our development.

In early August 2019 we moved into a new "state of the art" head office in Melbourne. This office provided our staff with improved working arrangements which further enhanced workplace productivity, staff engagement and client service.

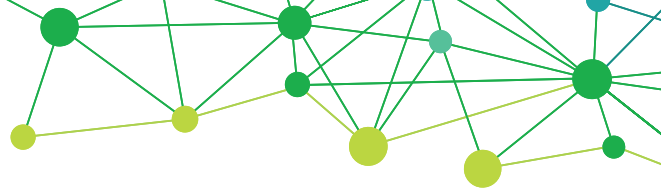
Outlook

OptiComm's current focus remains on connecting premises within new undeveloped estates (Broadacre) and new Multi Dwelling Unit developments to a broadband fibre network by working with developers to install high-speed, multipurpose fixed-line network infrastructure to these developments during the construction phase.

OptiComm's business is driven by new housing construction and demand for fast and reliable bandwidth services within residential, commercial and retail market segments which is driven by consumer appetite for internet connectivity.

Drivers of residential market growth include:

- population growth including immigration levels;
- government policy settings such as decentralisation and regional development;
- demographic shifts such as 'downsizing' and attraction to inner city living;
- government programs such as first home buyer incentives and stamp duty relief; and
- credit availability and interest rates.




Demand for new housing over the next period of time will be impacted by COVID-19 as both employment and immigration levels fall. This will be partially offset by demand for video and more data rich applications and services continuing to increase, coupled with the emergence of multiple smart home devices and other automation opportunities driven by the 'Internet of Things' being connected to the home broadband network.

Whilst there are a range of technologies providing broadband access, OptiComm considers that for the foreseeable future, fixed-line broadband capability will continue to be the predominant technology by which these services are delivered in the home having regard to the nature of such services, bandwidth capability and cost of fixed-line services compared to alternative technologies such as wireless and mobile.

Finally, I would like to thank the Board for their on-going contributions and also to our shareholders for continuing to support our business.

Paul Cross
Chief Executive Officer and Managing Director



Directors' Report and Operational Review

Your directors present their report on the consolidated entity (referred to herein as the Group or consolidated group) consisting of OptiComm Ltd and its controlled entity for the financial year ended 30 June 2020.

GENERAL INFORMATION

Directors

The following persons were directors of OptiComm Ltd during or since the end of the financial year and up to the date of this report:

- Allan Brackin – Chairman and Independent Non-Executive Director
- Paul Cross – Chief Executive Officer and Managing Director
- David Redfern – Non-Executive Director
- Kenneth Ogden – Independent Non-Executive Director
- Greg Adcock – Independent Non-Executive Director
- Jennifer Douglas – Independent Non-Executive Director

Particulars of each director's experience and qualifications are set out later in this report.

Principal Activities

The principal activities of the consolidated group during the financial year were:

- build, own and operate fibre-based open access wholesale telecommunication networks in residential single dwelling unit development estates, apartment or unit developments with multiple dwellings, retirement and independent living unit estates and commercial precincts and buildings;
- provide wholesale access to its networks to Retail Service Providers who provide retail telecommunications, entertainment and other services to end user consumers (being residents and businesses in dwellings within the Broadacre estates and Multi Dwelling Unit complexes that are connected to the Group's networks);
- provide ongoing support and maintenance services to the networks, including those networks that the Group manages but does not own; and
- provide other ancillary value add services, such as integrated building administration support networks (referred to as 'Integrated Communication Networks') that support building operations and other building services within mixed use developments, such as hotels and apartments, shopping centres, and other commercial complexes.

All operations are conducted in Australia.

Significant Changes in State of Affairs

On 15th July 2019, OptiComm Ltd released a prospectus for an Initial Public Offer (IPO) of approximately \$21.18m shares (by way of new equity issue and existing shareholder sell down) at an offer price of \$2 per share. Following completion of this offer the company, listed on the Australian Securities Exchange on 22nd August 2019. As part of the IPO, the company undertook a share subdivision on 14 July 2019 whereby the total issued shares of OptiComm Ltd increased from 3,242,354 to 97,000,986.

In connection with the IPO, the Company established an employee share plan and an option to receive a grant of a \$1,000 of shares under this plan was offered to eligible employees in the company in the IPO prospectus in connection with the announcement of an intention to list on the Australian Securities Exchange. 68 employees benefited from this offer.

In November 2019, 220,336 performance rights were granted under the company's long-term incentive plan to eligible executives and employees as part of their remuneration packages but are not yet vested.

In May 2020, the Federal Parliament passed into legislation a Telecommunications reform package, which includes the Regional Broadband Scheme. This scheme will impose on fixed line broadband providers, including OptiComm Ltd a monthly charge of \$7.10 for every active premise on its network over a threshold of 55,000 active premises. This threshold applies for 5 years. The scheme will apply from 1 January 2021.

Directors' Report and Operational Review (continued)

On the 15th June 2020 the company announced it had entered into a binding Scheme Implementation Deed with Uniti Group Ltd (ASX: UWL), under which it is proposed that Uniti will acquire 100% of the shares in OptiComm by way of a scheme of arrangement (the **Scheme**). It is currently anticipated that OptiComm Ltd shareholders will be given the opportunity to vote on the Scheme at a Scheme meeting in September 2020. Subject to the conditions of the Scheme being satisfied, the Scheme is expected to be implemented in late September 2020. These dates are indicative and subject to change. Contingent on the Scheme being approved, the Directors have declared a fully franked special dividend of 10 cents per share. This dividend is only payable on implementation of the Scheme. The performance rights granted under the company's long-term incentive plan will also vest should the Scheme be implemented.

There were no other significant changes in the nature of the consolidated group's principal activities during the financial year.

Dividends

Dividends paid or declared for payment during the financial year are as follows:

- FY2019 Final dividend of 3.6 cents per share paid on 29 October 2019 – \$3,746,700.
- FY2020 Interim ordinary dividend of 3.6 cents per share paid on 07 April 2020 – \$3,746,700.

Operating Results

The consolidated statutory profit of the consolidated group amounted to \$21,489,000 after providing for income tax. This represented a 7% increase on the results reported For the year ended 30 June 2020. The improvement was primarily from an increase in active users and wholesale access revenue. Recurring revenue is growing year on year as we add more active premises to the network.

The Group utilises certain measures for assessing the financial performance and position of the business, which are not utilised under Australian Accounting Standards. Such measures are referred to as 'non-IFRS financial measure'.

Non-IFRS financial measures are not a substitute for measures calculated in accordance with Australian Accounting Standards, but rather are intended to provide further information for recipients.

As the non-IFRS measures have no defined meaning under accounting standards, the way in which they have been calculated in this report has been detailed below. As there is no standard measure of non-IFRS information, recipients should take care in comparing non-IFRS information between companies as the method of calculation may not be the same.

The non-IFRS financial measures included in this report are:

- **EBIT:** Earnings before interest and tax; and
- **EBITDA:** Earnings before interest, tax, depreciation and amortisation.

Non-IFRS earnings measures may provide useful information for investors as they exclude items related to:

- Interest and taxation (in the case of EBIT and EBITDA); and
- Depreciation and amortisation (in the case of EBITDA).

EBIT and EBITDA measures may be relevant for market participants and analysts for a range of reasons. However, they are not cash flow measures (operating or otherwise) and should not be considered in isolation.

EBIT and EBITDA do not consider capital expenditure (which is significant in the case of the Group), fair value changes, timing differences between receipt of revenues and their recognition in the statement of profit or loss or working capital changes.

REVIEW OF OPERATIONS

As at 30 June 2020, the Group had installed fibre network infrastructure to over 124,000 lots in over 290 estates and buildings across Australia. Over 89,000 dwellings built on these lots are connected to the Group's networks, with over 73,000 of these dwellings receiving active internet, telephone and other telecommunications services provided by Retail Service Providers (RSPs) from whom the Group receives a monthly recurring wholesale access charge for use of its fibre network infrastructure.

Directors' Report and Operational Review (continued)

Construction

The Group undertakes construction of fibre optical networks, generally known as the 'last mile' in Broadacre estate and Multi Dwelling Unit developments for developers. The developer makes non-refundable cash contributions to the Group for the design and delivery of the developer's network on a per lot basis. The construction of the 'trunk' or Head Works part of the network is often completed under the same contract. Construction revenue is driven by matters which include:

- demand for new dwellings in the Group's target markets which then drives residential development;
- the Group's ability to contract with the relevant developers to service their development with the Group's Fibre-to-the-Premises solution and the price which the developer is charged for the network contribution and the headworks contribution; and
- the number of lots completed annually, noting that construction revenue is recognised when the relevant stage (comprising a parcel of lots) reaches practical completion. Practical completion is defined as when the fibre (pre dwelling connection) has connectivity within a stage of an estate.

Segment revenue was \$28,337,000 for the year ended 30 June 2020 (2019: \$29,197,000).

Network operations

The Group receives a recurring revenue stream from RSPs for access to, and use of, its networks by their residential and commercial end users, in the form of a monthly wholesale access charge. RSPs contract directly with the end user consumers on appropriate data and telephony and the quantum of the levies paid by RSPs to the Group are calculated based on the bandwidth capacity that the RSPs as applicable require to service their customer base. The monthly charge also includes a provisioning fee which is levied on RSPs when a user first joins that RSP. Network revenue is driven by the number of dwellings connected to the Group network that then sign up to receive active internet, telephone and other telecommunications services provided by a RSP – these are termed Active Premises, with the end user receiving the active services, the Active Service User.

Active premises reached over 73,000 at 30 June 2020 which is an increase of over almost 13,000 in the financial year. This is consistent with historical conversion rates of connected lots to active users.

Segmental revenue was \$44,703,000 for the year ended 30 June 2020 (2019: \$33,062,000).

Table 1: Statutory and Pro forma normalised results compared to prior financial year

These Pro Forma balances reflect one off Non-IFRS measures included below to provide useful information to recipients for measuring the underlying operating performance of the Group in light of the significant non-recurring events that have occurred, primarily being the IPO and merger and acquisition activities. The proforma normalised balances have been adjusted for the following items:

1. Pro forma adjustments to FY2019
 - a. Estimated costs of employee incentive arrangements including employee share schemes, performance rights plan and short-term incentive plan have been adjusted for;
 - b. Estimated costs to be incurred as a public company such as ASX and Registry costs, D&O insurance, additional Directors fees; adjustment for the adoption of AASB 16 Leases.
2. Pro forma and normalised adjustments to FY2020
 - a. Costs associated with the Initial Public Offering on 22 August 2019 have been excluded;
 - b. One off costs incurred in merger and acquisition activities have been excluded;

Directors' Report and Operational Review (continued)

	FY2020 Pro Forma Actual \$'000	FY2019 Pro Forma Actual \$'000	FY2020 Statutory Actual \$'000	FY2019 Statutory Actual \$'000
Revenue	73,040	62,259	73,040	62,259
Cost of sales	(15,334)	(11,328)	(15,422)	(11,488)
Employee expenses	(13,707)	(12,573)	(13,645)	(12,765)
Operating expenses	(4,211)	(4,253)	(6,407)	(4,185)
EBITDA	39,788	34,105	37,566	33,821
Depreciation and amortisation	(6,364)	(5,028)	(6,364)	(4,878)
EBIT	33,424	29,077	31,202	28,943
Net finance costs	(474)	(238)	(475)	(216)
Net profit before tax	32,950	28,839	30,727	28,727
Income tax expense	(9,885)	(8,648)	(9,238)	(8,614)
NPAT	23,065	20,191	21,489	20,113

FINANCIAL POSITION

The net assets of the consolidated group at 30 June 2020 are \$87,164,000. The movement in the year is largely due to the following factors:

- Issue of new capital from the IPO of approximately \$14,000,000;
- Net Profit for the year of \$21,489,000; and
- Dividend payments of \$7,493,400 made in the financial year.

Table 2: Financial position

	Consolidated Group		Change \$'000
	30 June 2020 \$'000	30 June 2019 \$'000	
Current assets	32,505	21,547	10,958
Non-current assets	100,302	80,614	19,688
Total assets	132,807	102,161	30,646
Current liabilities	22,319	20,898	1,394
Non-current liabilities	23,324	21,697	1,654
Total liabilities	45,643	42,595	3,048
Net assets/(liabilities)	87,164	59,566	17,598

Future Developments, Prospects and Business Strategies

The Group's primary focus is to execute on its contracted pipeline of development projects and generate recurring revenue from premises connected within those developments as they come online.

In addition to executing on its contracted pipeline, The Group's growth plans include:

- leveraging the Group's proven expertise and scale to target new developers outside those the Group currently has relationships with;
- targeting smaller development lots, including Multi Dwelling Units with less than 200 lots;
- access to the 'build to rent' market sector which is a developing market within Australia;
- leverage existing infrastructure, such as Backhaul, to better service developments in a cost-effective manner;
- delivering 'smart city' solutions that will generate additional revenue streams;

Directors' Report and Operational Review (continued)

- investing in new value add services (such as access control, intercom, security and Wi-Fi hotspots) giving developers the ability to offer a greater range of services in their developments;
- increasing focus on markets outside the Group's traditional markets (residential Broadacre and Multi Dwelling Units), including mixed use residential and commercial precincts, lifestyle villages and student accommodation;
- expanding the number of Retail Service Providers who access the Group's networks;
- investigating strategic opportunities as and when they arise;
- investigating opportunities for geographical expansion including leveraging existing relationships with developers who may expand into offshore locations; and
- exploring opportunities to leverage the Group's Broadacre experience and infrastructure to provide solutions to replace existing lower speed infrastructure for Brownfield premises.

Impact of COVID-19 on the business

The COVID-19 pandemic has not had any material impact on the FY20 results. In relation to network wholesale revenue, increased network traffic has generated a higher wholesale charge which has been mostly returned to RSP's by way of a rebate (similar to the arrangements in place for the NBN Co). In relation to construction in this period, it was largely committed and construction activity has therefore remained relatively stable.

The COVID-19 pandemic continues to evolve and OptiComm considers it reasonably likely that its business will be affected in other ways in the future. The growth and performance of OptiComm will be influenced by the overall housing market and general economic conditions in Australia, which are, by their nature, cyclical and subject to change. In particular, a severe and prolonged market disruption caused by the COVID-19 pandemic and its impact on the Australian economy, immigration levels and new housing developments may result in cancellation or deferral of housing projects that may adversely affect OptiComm's financial performance.

Another potential impact is that if developers delay or extend construction timelines, experience financial difficulties or there is a slowdown in new lot connections. This risk is partly mitigated due to the fact recurring revenue makes up the largest component of OptiComm's revenue, although if construction and connections were to significantly slow down, this would impact the growth of recurring revenue via less new activations. There is also a risk that some of the operations of OptiComm may be interrupted by government enforced restrictions (such as lockdowns) or other COVID related health concerns.

Indemnifying Officers or Auditor

The Group has entered into deeds of access, insurance and indemnity with each Director which confirms each Director's right of access to certain books and records of the Group for a period of seven years after the Director ceases to hold office. Under these deeds, the Group has agreed to indemnify, to the extent permitted by the Corporations Act, each Director in respect of certain liabilities which the Director may incur as a result of, or by reason of (whether solely or in part), being or acting as an officer of the Company and subsidiary entity. These liabilities include losses or liabilities incurred by the Director to any other person as an officer of the Company, including legal expenses. A similar deed of access, insurance and indemnity has been entered into with the Company Secretary.

The company has not, during or since the end of financial year indemnified or agreed to indemnify the auditor of the group against a liability incurred by the auditor.

The Group has paid premiums to insure each of the directors against liabilities for costs and expenses incurred by them in defending legal proceedings arising from their conduct while acting in the capacity of directors of the company, other than conduct involving a wilful breach of duty in relation to the Group. The premiums for all directors amounted to \$105,183 (ex GST) in FY2020.

Proceedings on Behalf of the Company and subsidiary

No person has applied for leave of court to bring proceedings on behalf of the Group or intervene in any proceedings to which the Group is a party for the purpose of taking responsibility on behalf of the Group for all or any part of those proceedings.

The Group was not a party to any such proceedings during the year.

Directors' Report and Operational Review (continued)

Non-audit Services

The Board of Directors, in accordance with advice from the audit and risk committee, is satisfied that the provision of non-audit services during the year is compatible with the general standard of independence for auditors imposed by the *Corporations Act 2001*. The directors are satisfied that the services disclosed below did not compromise the external auditor's independence for the following reasons:

- all non-audit services are reviewed and approved by the audit and risk committee prior to commencement to ensure they do not adversely affect the integrity and objectivity of the auditor; and
- the nature of the services provided does not compromise the general principles relating to auditor independence in accordance with APES 110: Code of Ethics for Professional Accountants set by the Accounting Professional and Ethical Standards Board.

The following fees were paid or payable to BDO for non-audit services provided during the year ended 30 June 2020:

	\$
Due diligence investigations in relation to the initial public offering	120,120
Other services	5,000
	125,125

Auditor's Independence Declaration

The lead auditor's independence declaration for the year ended 30 June 2020 has been received and can be found on page 31 of the annual report.

INFORMATION RELATING TO DIRECTORS AND COMPANY SECRETARY

Allan Brackin

Position	Chairman and Independent Non-Executive Director appointed 13 May 2014
Qualifications	Mr Brackin has a Bachelor of Applied Science from Queensland University of Technology and has attended the Owner/President Management Program at Harvard University.
Experience	Mr Allan Brackin was the Group Chief Executive Officer of ASX listed information technology services company, Volante Limited (ASX: VGL) from 2000 to 2004 following its merger with AAG Technology Services, where Mr Brackin was the Chief Executive Officer (between 1986-2000). Mr Brackin has co-founded a number of information technology companies which operated inside the AAG Technology organisation (including Applied Micro Systems, Netbridge Systems Integration, Prion Technology Distribution, Affinity IT Recruitment and Quadriga Consulting Group), and is also active in mentoring many business entrepreneurs and executives.
Interest in shares and options	1,760,521 ordinary shares in OptiComm Ltd as at the date of this report.
Directorships held in other listed entities during the three years prior to the current year	GBST Limited (ASX: GBT) - Chairman RPM Global Limited (ASX: RUL) - Chairman Sensera Limited (ASX: SE1) - Chairman
Special responsibilities	Member of the Audit and Risk Committee and the Remuneration and Nomination Committee.

Directors' Report and Operational Review (continued)

Paul Cross

Position	Chief Executive Officer and Managing Director appointed 26 March 2007.
Experience	<p>Mr Paul Cross is a co-founder of The Group and has more than 20 years' experience within the fibre optic and telecommunication market. Mr Paul Cross was a co-founder and major shareholder of Optimal Cable Services Pty Limited, an Australian manufacturer of fibre optic cables for the Telecommunication and Commercial markets within Oceania prior to its sale to AFL Communications (a USA-based fibre optic cable, connectivity and components manufacturer, a subsidiary of Fujikura Limited of Japan).</p> <p>Mr Cross was the Managing Director of the Australian office of Belden Cables (a major US-based manufacturer of specialised wire and cable products), the fibre operation of which was subsequently acquired by Optimal Cable Services. Mr Cross has also held General Manager Positions at Schneider Electric, Square D and State Manager positions at MSS Security and Email Westinghouse.</p>
Interest in shares and options	<p>Mr Cross held the following interest in shares and performance rights in OptiComm Ltd as at the date of this report:</p> <ul style="list-style-type: none"> • 9,283,798 ordinary shares • 86,700 performance rights granted on 28 November 2019 with a 3 year test period ending 21 August 2022.
Directorships held in other listed entities during the three years prior to the current year	Nil

David Redfern

Position	Non-Executive Director appointed 5 May 2014.
Experience	<p>Mr David Redfern is a co-founder of The Group and has over 40 years' experience within the telecommunications industry in Australia, primarily as a manufacturer and vendor of communications infrastructure products and systems.</p> <p>Prior to The Group, Mr Redfern was a co-founder and major shareholder of Optimal Cables Services Pty Limited, an Australian based manufacturer of optical fibre cables, which was created after the acquisition of the USA based Belden Cables factory assets in Australia. Mr Redfern currently operates a number of other communications technology-based manufacturing and product-based businesses in Australia and New Zealand.</p>
Interest in shares and options	25,586,087 ordinary shares in OptiComm Ltd as at the date of this report.
Directorships held in other listed entities during the three years prior to the current year	Nil
Special responsibilities	Member of the Audit and Risk Committee.

Directors' Report and Operational Review (continued)

Kenneth Ogden

Position	Independent Non-Executive Director appointed 13 May 2014.
Qualifications	Mr Kenneth Ogden has a Bachelor of Business from Queensland University of Technology. He is also a Fellow of the Institute of Chartered Accountants, a Chartered Tax Advisor of the Taxation Institute of Australia, a registered tax agent, and a representative of an Australian Financial Services Licence.
Experience	Mr Ogden has over 30 years' experience as a tax and advisory practitioner. Mr Ogden is a former Partner at Pitcher Partners in the Private Business and Family Advisory division and has a breadth of taxation and commercial expertise, including in the areas of corporate acquisitions and restructures and in strategic business advice and planning.
Interest in shares and options	3,521,069 ordinary shares in OptiComm Ltd as at the date of this report.
Directorships held in other listed entities during the three years prior to the current year	Nil
Special responsibilities	Chair of the Audit and Risk Committee.

Greg Adcock

Position	Independent Non-Executive Director appointed 1 July 2017.
Qualifications	Mr Adcock is a Member of the Australian Institute of Company Directors and a Member of the Australian Institute of Project Management.
Experience	Mr Greg Adcock brings commercial and operational expertise developed from his senior executive roles at Telstra Corporation Limited (ASX: TLS) where his career spanned more than 20 years, and subsequently at NBN Co where as Chief Operating Officer he was responsible for the key operational and commercial elements of one of Australia's largest infrastructure projects. His roles at Telstra included overseeing business and capital planning, contract establishment, operational process optimisation, regulatory compliance, strategic projects and Telstra's productivity initiative program.
Interest in shares and performance rights	25,000 ordinary shares in OptiComm Ltd as at the date of this report.
Directorships held in other listed entities during the three years prior to the current year	Service Stream Limited (ASX: SSM) – Non-Executive Director.
Special responsibilities	Member of the Audit and Risk Committee and the Remuneration and Nomination Committee.

Directors' Report and Operational Review (continued)

Jennifer Douglas

Position	Independent Non-Executive Director appointed 21 August 2017.
Qualifications	Ms Jennifer Douglas holds degrees in Law (with Honours) and Science from Monash University and a Masters of Law and Masters of Business Administration from Melbourne University. She is also a Graduate of the Australian Institute of Company Directors.
Experience	Ms Douglas is an experienced non-executive director with over 25 years of experience in the technology and media industries. After starting her career as a lawyer, Ms Douglas went on to hold senior executive roles at Sensis and Telstra. Her roles at Telstra included responsibility for its \$3 billion fixed voice business, establishing its technology support business Platinum, responsibility for its internal consulting and change team and Telstra's Executive Director of Customer Experience. Ms Douglas was also General Counsel and Head of Regulatory at Sensis.
Interest in shares and performance rights	25,000 ordinary shares in OptiComm Ltd as at the date of this report.
Directorships held in other listed entities during the three years prior to the current year	Hansen Technologies Limited (ASX: HSN) - Non-Executive Director. GUD Holdings Limited (ASX: GUD) - Non-Executive Director.
Special responsibilities	Chair of the Remuneration and Nomination Committee.

John Phillips

Position	Company Secretary
Qualifications	Mr John Phillips, a Chartered Accountant, holds a Bachelor of Accounting from the University of Canberra. He is also a Member of the Institute of Chartered Accountants in Australia.
Experience	Mr Phillips is the Chief Financial Officer and Company Secretary. He has extensive experience in managing large professional services and technology focused organisations, having previously held several executive management positions at Oakton Limited (ASX: OKN) including as Group Chief Financial Officer, National Consulting Director, and Audit Partner. Mr Phillips has strong leadership skills, combined with strong financial management and business development skills.
Interest in shares and performance rights	Mr Phillips held the following interest in shares and performance rights in OptiComm Ltd as at the date of this report: <ul style="list-style-type: none"> • 25,500 ordinary shares • 45,516 performance rights granted on 28 November 2019 with a 3 year test period ending 21 August 2022.

Directors' Report and Operational Review (continued)

Meetings of Directors

During the financial year, 15 meetings of directors (excluding committees of directors) were held. Attendances by each director during the year were as follows:

	Directors' Meetings		Audit and Risk Committee		Remuneration and Nomination Committee	
	Number eligible to attend	Number attended	Number eligible to attend	Number attended	Number eligible to attend	Number attended
Allan Brackin	15	15	3	3	4	4
Paul Cross	15	15	-	-	-	-
David Redfern	15	15	3	3	-	-
Kenneth Ogden	15	15	3	3	-	-
Greg Adcock	15	15	3	3	4	4
Jennifer Douglas	15	15	-	-	4	4

Rounding of balances

The parent entity has applied the relief available to it under ASIC Corporations (Rounding in Financial/Directors' Reports) Instrument 2016/191. Accordingly, amounts in the directors' report have been rounded off to the nearest \$1,000.

Significant events after the reporting date

The Directors are not aware of any other matter or circumstance that has arisen since the end of the reporting period that, in their opinion, has significantly affected or may affect the Group in future years.

Environmental Regulation and Performance

The Group is not subject to any significant environmental regulation and the Directors are not aware of any environmental issues required to be disclosed.

Corporate Governance Statement

OptiComm Limited's and controlled entity Corporate Governance Arrangements

The Board of OptiComm Ltd is responsible for the overall governance of the Group and the controlled entity (the Group). The Group is committed to achieving and maintaining best practice corporate governance and compliance arrangements for the Group to the extent appropriate given the Group's size and circumstances. The Board has adopted a number of corporate governance policies that are intended to institutionalise good corporate governance and build a culture of best practice both in the Company's own internal practices and in its dealings with others. A summary of some of the Company's corporate governance policies and arrangements are set out below in this section. Copies of the Company's corporate governance policies are available for access via the Company's website at <https://www.opticomm.net.au/corporate/corporate-governance>.

Shareholders should also refer to the Company's Corporate Governance Statement for further detail regarding the Company's corporate governance policies and arrangements (available for access via OptiComm's website at <https://www.opticomm.net.au/corporate/corporate-governance>).

Board Charter

The Board Charter formalises the functions and responsibilities of the Board (including the process for evaluating the performance of the Board and its committees). The Board is responsible for the financial and operating policies of the Group and has authority over the day to day management of the Group including various responsibilities which have been set out in the board charter. The Group considers that a Director is an independent director where that Director is free from any interest, position or relationship that could materially interfere, or be perceived to interfere with, the independent exercise of the Director's judgement. The Group has also assessed the independence of its Directors having regard to the requirements for independence which are set out in the ASX Corporate Governance Principles.

To fulfil their duties and responsibilities as Directors, each Director (with the prior approval of the chairman) may seek independent legal or other professional advice about any aspect of the Group's operations. The chairman's approval may not be unreasonably withheld or delayed. The cost of the advice is borne by the Group.

OptiComm Ltd and its subsidiary operate as a single economic entity and as such, the Board's corporate governance arrangements apply to all entities within the economic group.

Board Composition

The Board comprises 6 directors, 4 of whom (including the Chair) are non-executive and meet the Board's criteria to be considered independent. The names of the non-executive/independent directors are:

- Allan Brackin
- Kenneth Ogden
- Greg Adcock
- Jennifer Douglas

An independent director is a non-executive director who is not a member of management and who is free of any business or other relationship that could materially interfere with, or could reasonably be perceived to materially interfere with, the independent exercise of their judgement. For a director to be considered independent, they must meet all of the following materiality thresholds:

- not hold, either directly or indirectly through a related person or entity, more than 5% of the Group's outstanding shares;
- not benefit, either directly or indirectly through a related person or entity, from any sales to or purchases from the Group or any of its related entities; and
- derive no income, either directly or indirectly through a related person or entity, from a contract with the Group or any of its related entities.

A complete listing of the Board's directors for the year ended 30 June 2020, along with their skills, qualifications, and experience is provided in the directors' report. Refer also to pages 13-16 of this Annual Report and the commentary to Recommendation 2.3 in the Company's Corporate Governance Statement (available from OptiComm's website) for further details of interests, positions, relationships and associations which have been disclosed by directors and considered by the Board as part of the assessment of directors' independence.

Corporate Governance Statement (continued)

The Board considers that the current board composition reflects an appropriate balance between executive and non-executive directors that promotes both the generation of shareholder value and effective governance.

The Board also considers that the current board composition reflects an appropriate balance of skills, expertise and experience to achieve its objective of creating and delivering long-term shareholder value. The diverse range of business activities the Group is involved in necessitates the Board having a correspondingly diverse range of skills, experience and expertise. As telecommunications and related infrastructure constitute a significant part of the Group's overall operations, directors are required to have a sound knowledge and understanding of these industries. Nevertheless, directors need to have a strong understanding of a range of other areas, including finance, contract law and occupational health and safety requirements.

Board Roles and Responsibilities

The Board is accountable to the shareholders for creating and delivering shareholder value through governance of the Group's business activities. The discharge of these responsibilities is facilitated by the Board delivering to shareholders timely and balanced disclosures about the Group's performance.

As part of its corporate governance arrangements, the Board has established a strategy for engaging and communicating with shareholders that includes:

- communicating and meeting with shareholders;
- ensuring its website contains all relevant announcements; and
- actively encouraging shareholders to attend and participate in the Group's annual general meeting (AGM).

A detailed description of the Board's communication policy is provided in its "Shareholder Communications Policy," a copy of which is available from the Group's website (www.OptiComm.net.au).

The Board is first and foremost accountable to provide value to its shareholders through delivery of timely and balanced disclosures.

The Board sought external guidance to assist the drafting of its Board Charter, which has been made publicly available on the Group's website. This document details a range of board-related processes, including the practices and processes in relation to matters reserved for the Board's consideration and decision-making, and specifies the level of authorisation provided to other KMP. The Board is ultimately responsible for ensuring its actions are in accordance with key corporate governance principles.

The Board has delegated to the Chief Executive Officer (CEO), Paul Cross, all authorities appropriate and necessary to achieve the Board's objective to create and deliver long-term shareholder value. A complete description of the functions reserved to the Board and those it has delegated to the CEO is available from the Board Charter. The document also provides guidance on the relationship between the Board and the CEO.

Notwithstanding these delegations of authority by the Board, the CEO remains accountable to the Board for the authority delegated to him and for the performance of the Group's business activities at all times. Before approving the Group's financial statements for a financial period, the Board receives from the CEO a declaration that, in his opinion, the financial records of the Group have been properly maintained, the financial statements comply with the appropriate accounting standards and give a true and fair view of the financial position and performance of the Group, and the opinion has been formed on the basis of a sound system of risk management and internal control which is operating effectively.

As noted above, the Board regularly monitors the decisions and actions of the CEO as well as the performance of the Group's business activities.

A key plank of the Board Charter is the requirement for all directors to demonstrate honesty, integrity and preparedness to critically evaluate all aspects of the Group's operations. Inherent in all of this is the expectation that directors:

- commit the necessary time and energy to fulfil their responsibilities as directors; and
- place the interests of the Group before their personal interests.

Corporate Governance Statement (continued)

The Chair is responsible for ensuring individual directors, the Board as a whole and KMP comply with both the letter and spirit of the Board's governance arrangements.

The Chair discharges their responsibilities in a number of ways, primarily through:

- setting agendas in collaboration with other directors and KMP;
- encouraging critical evaluation and debate among directors;
- managing board meetings to ensure that all critical matters are given sufficient attention; and
- communicating with stakeholders as and when required.

Independent directors have the right to seek independent professional advice on any matter connected with the discharge of their responsibilities as directors at the Group's expense. Written approval must be obtained from the Chair prior to incurring any expense on behalf of the Group.

Ethical Standards

The Board is committed to its core governance values of integrity, respect, trust and openness among and between board members, management, employees, customers and suppliers. These values are enshrined in the Board's Code of Conduct policy, which is available at www.opticomm.net.au.

The Code of Conduct policy requires all directors, management and employees to at all times:

- act honestly and in good faith;
- exercise due care and diligence in fulfilling the functions of office;
- avoid conflicts and make full disclosure of any possible conflict of interest;
- comply with both the letter and spirit of the law;
- encourage the reporting and investigation of actual or suspected breaches of the Code of Conduct (which may be made in accordance with the Company's Whistleblower Policy); and
- comply with the share trading policy outlined in the Code of Conduct.

Directors are obliged to be independent in judgement and take all reasonable steps to ensure that the Board's core governance values are not compromised in any decisions the Board makes.

Diversity Policy

The Group has adopted a diversity policy which supports and facilitates the Group's diversity commitment. The Board is accountable for ensuring the Group's compliance with its diversity commitments including by:

- overseeing the diversity and inclusion policy, including reviewing its appropriateness and effectiveness from time to time;
- encouraging and promoting other initiatives, policies and processes considered appropriate from time to time to encourage and promote diversity; and
- to the extent considered appropriate for the Group having regard to its circumstances at the relevant time, ensuring compliance with the ASX Governance Principles in respect of diversity.

The Board will also work with the Remuneration and Nomination Committee to ensure that recruitment and selection processes at all levels are appropriately structured so that a diverse range of candidates are considered and the Group's diversity profile is taken into account in the selection and appointment of qualified employees, senior management and Board candidates. The Board may from time to time delegate responsibilities to the Remuneration and Nomination Committee to ensure that the Group's diversity commitments are implemented appropriately in relation to directors, executives and certain staff at other levels of the organisation.

OptiComm's diversity policy also provides a process for the Board to decide measurable objectives and procedures which the Group will implement and report against to achieve its diversity goals as appropriate for its operations.

The Board has not currently set measurable objectives for achieving diversity and the Board has made this election having regard to the size of the Group and the industry in which it operates.

Notwithstanding the absence of set measurable diversity objectives, the Group is, and will continue to be, cognisant of promoting an inclusive and diverse workforce and notes that the Remuneration and Nomination Committee Charter allows committee members to take into account diversity factors and any relevant diversity policy when making recommendations regarding nomination matters. The Board reviews its diversity policies at least annually.

Corporate Governance Statement (continued)

Securities Trading Policy

The securities trading policy sets out the Group's policy with regard to trading in the Group's securities. This policy applies to all employees and contractors of the Group and their associates and any other persons who the Board may nominate. The policy sets out the general prohibition on insider trading, restrictions on trading outside of approved trading windows and the process for seeking written clearance approval for trades outside of the specified trading windows.

Board Committees

To facilitate achieving its objectives, the Board has established two sub-committees comprising board members – the Audit and Risk Committee and the Remuneration and Nomination Committee. Each of these committees has a charter that outlines the relevant committee's roles and responsibilities, and the authorities delegated to it by the Board. Copies of these charters are available from the Group's website (www.OptiComm.net.au).

Audit and Risk Committee

The Board is committed to a transparent system for auditing and reporting the Group's financial performance.

The Board has established an Audit and Risk Committee whose principal functions are to:

- assist the Board and ensure that appropriate accounting policies and internal controls are established and followed;
- assist the Board to produce accurate financial statements in compliance with all applicable legal requirements and accounting standards; and
- ensure the efficient and effective management of business risks.

The Audit and Risk Committee charter outlines the composition of the committee, its responsibilities and its meeting requirements.

The Audit and Risk Committee charter outlines the composition of the committee, its responsibilities and its meeting requirements. The Audit and Risk Committee comprises 4 directors (including the Chair of the Board), 3 of whom are non-executive/independent directors. Consistent with ASX's Corporate Governance Principles, the Chair of the Audit and Risk Committee is independent and does not hold the position of Chair of the Board. The Audit and Risk Committee members and their attendance at meetings of the committee are included in the directors' report.

Remuneration and Nomination Committee

The Remuneration and Nomination Committee's role is to:

- assist the Board and make recommendations to it about the appointment of new directors, executives and certain staff at other levels of the Group; and
- advise on remuneration and issues relevant to remuneration policies and practices, including for directors and senior management.

The Remuneration and Nomination Committee charter outlines the composition of the committee; its responsibilities and its meeting requirements. The Remuneration and Nomination committee comprises 3 directors (including the Chair), 3 of whom are non-executive/independent directors. The Remuneration and Nomination committee members and their attendance at meetings of the committee are included in the directors' report.

Performance Evaluation

The Board assesses its performance, the performance of individual directors and the performance of its committees annually through an internal peer review process and from time to time if required through use of an externally facilitated evaluation process. The Board will determine the evaluation criteria and process from time to time. The Board formally reviews its governance arrangements annually on a similar basis.

Shareholder Rights and Investor Relations

Shareholders are entitled to vote on significant matters impacting on the business, which include the election and remuneration of directors, changes to the constitution, and receipt of annual and interim financial statements. The Board actively encourages shareholders to attend and participate in the AGM of OptiComm Ltd, to lodge questions to be responded to by the Board and/or the CEO, and to appoint proxies. The Group ensures that its statutory auditor attends the AGM and is available to answer questions from shareholders that are relevant to the audit. In any case, the Group maintains a portal within the website (www.OptiComm.net.au) to receive and respond to shareholder queries at any time during business hours.

Corporate Governance Statement (continued)

Risk Management

The Board is entrusted with the identification and management of key risks associated with the business that are vital to creating and delivering long-term shareholder value. Set out below is a non-exhaustive summary of the main risks that the Board considers could, individually or in combination, negatively impact on the performance of the Group's business activities or future operating or financial performance.

Competition

The Group operates in a competitive landscape. There are a number of network infrastructure operators deploying a range of fixed line access technologies in Broadacre, lifestyle villages and Multi Dwelling Unit market segments. Increased competition may affect the Group's ability to maintain and grow its market share, as well as impact the growth in the Group's recurring revenue streams from active users connected to Group's network. The Group has a number of strategies to mitigate these competitive risks, including the use of Fibre-to-the-Premises technology as the primary technology across the vast majority of its networks, combined with its reputation for quality offerings. The implementation of the growth strategies (which were identified in Section 3.7 of the Company's IPO Prospectus dated 15 July 2019) are also expected to assist in maintaining and growing market share.

Alternative technologies

There are current alternative technologies to fixed-line fibre networks which include fixed wireless and satellite services and mobile wireless solutions, such as 4G and 5G networks. These and other emerging alternative technologies may pose a threat to fixed-line fibre networks, including those in the Group's primary Greenfield Broadacre and Multi Dwelling Units markets. However, the Group considers the threat from fixed wireless and satellite technologies to be lower due to these most commonly being deployed in regional and rural Australia compared to the Group's focus on the outer fringes of metropolitan areas or, in regard to fixed wireless, in Brownfield high density Multi Dwelling Units in central business districts which are not a significant part of the Group's current business.

NBN Co and any potential changes to pricing

The regulatory framework governing the rollout of the Australian National Broadband Network supports non-government enterprise organisations such as the Group delivering fibre-based network infrastructure to Australian residential and business premises. The Group offers developers an alternative solution to NBN Co Limited (NBN Co) in the residential Broadacre industry and Multi Dwelling Unit sector.

Some of the Group's revenue, earnings and market share may be eroded to the extent regulatory frameworks currently imposed on NBN Co are amended. This may result in changes to the amounts and manner in which NBN Co charges developers for network deployment and/or changes to the one-off connection and recurring wholesale access fees currently charged by NBN Co to Retail Service Providers accessing its networks. Some of these changes may have a corresponding impact on the prices the Group charges its developers for network deployment and/or one-off connection and recurring wholesale access fees charged by the Group to Retail Service Providers accessing its networks. The extent to which any changes may be implemented, the timing during which such changes may take effect, and the potential impact to the Group, is presently unknown and will be subject to a number of variables, commercial factors and policy drivers.

Downturn in housing market

The growth and performance of the Group will be influenced by the overall housing market and general economic conditions in Australia which are, by their nature, cyclical and subject to change. This includes underlying housing shortage/demand, immigration numbers, access to finance, interest rates, house affordability, first home buyer incentives, land availability and government policy. A downturn in the Australian housing market may result in cancellation or deferral of housing projects which may adversely impact the Group's financial performance as it would reduce construction revenue.

Regulatory/policy risk

There are a number of industry risk factors that may affect the future operation and performance of the Group that are outside its control, including regulation of the telecommunications industry. Regulatory change may directly and indirectly affect the competitive landscape of the telecommunications infrastructure market and may adversely impact the financial performance of the Group where, for example, it leads to increased compliance costs or decreased demand for fibre optic telecommunications infrastructure.

Corporate Governance Statement (continued)

The Australian Government's Telecommunications in New Developments (**TIND**) policy is currently subject to review. The proposed variations to the TIND policy could negatively impact the Group by allowing NBN Co to:

- no longer require ministerial approval to overbuild the FTTP operator networks using its significant market power/scale, low cost of capital and funding capability; and
- alter the amount NBN Co requires developers to pay for the installation of networks into new developments impacting on the Group's ability to be competitive.

COVID-19

The COVID-19 global pandemic may specifically impact operations, including a downturn in the property market which may lead to a delay in construction of new developments and in the signing of new developer agreements and/or delay in the construction of dwellings under these new agreements, resulting in delays in the realisation of revenue from these contracts.

Risk assessment

An assessment of the business's risk management framework is undertaken and reviewed by the Board at least annually covering all aspects of the business from the operational level through to strategic level risks. Such a review has been conducted in the current reporting period. The CEO has been delegated the task of implementing internal controls to identify and manage risks for which the Board provides oversight. The effectiveness of these controls is monitored and reviewed regularly. The uncertain economic environment has emphasised the importance of managing and reassessing key business risks.

The Board is not aware of any material exposure to economic, environmental or social sustainability risks to which the Group may be subject.

Remuneration Policy

The remuneration policy, which sets the terms and conditions for executive and non-executive directors, and KMP, was developed by the Remuneration and Nominations Committee after seeking professional input from independent remuneration consultants and was approved by the Board. All executives receive a base salary, superannuation, fringe benefits and performance incentives. The Remuneration and Nominations Committee reviews executive packages annually by reference to Group performance, executive performance, comparable information from industry sectors and other listed companies, and where appropriate, independent advice.

The performance of executives is measured against criteria agreed at the commencement of the financial year. The policy is designed to attract the highest calibre executives and reward them for performance which results in long-term growth in shareholder value.

OptiComm has established two equity-based remuneration schemes: a long term incentive performance rights plan; and a broad-based employee share plan. A summary of the terms of both schemes was included in the Company's IPO Prospectus dated 15 July 2019.

Executives are entitled to participate in the employee share plan and performance rights plan at the Board's election. The amount of remuneration for all KMP for the Group, including all monetary and non-monetary components, is detailed in the remuneration report under the heading "Table of Benefits and Payments". All remuneration paid to executives is valued at the cost to the Group and expensed. The cost of any shares given to executives is measured as the difference between the market price of those shares and the amount paid by the executive.

The Board expects that the remuneration structure implemented will result in the Group being able to attract and retain high-calibre executives to manage the Group and its business activities. It will also provide executives with the necessary incentives to work to achieve long-term shareholder value.

The payment of bonuses, rights and other incentive payments is reviewed annually by the Remuneration and Nominations Committee as part of the review of executive remuneration and a recommendation is put to the Board for approval. Other than where determined by the Board, all bonuses, rights and incentives must be linked to predetermined performance criteria. The Board can exercise its discretion in relation to approving incentives, bonuses and options based on all relevant factors.

Other Information

Further information relating to the Group's corporate governance practices and policies (including full copies of the corporate governance policies and corporate governance statement) are publicly available on the Group's website at <https://www.opticomm.net.au/corporate/corporate-governance>.

Remuneration Report (Audited)

The Directors of OptiComm Ltd (the Company) are pleased to present the Remuneration Report (the Report) for the Company and its controlled entity (together the “Group”) for the financial year ended 30 June 2020.

The information provided in the Report has been prepared and audited as required by section 308(3C) of the *Corporations Act 2001*.

The report consists of the following sections:

- Report overview – Employment Details of Key Management Personnel (“KMP”)
- Executive Remuneration Policy and Governance
- Relationship between Remuneration Policy and Company Performance
- Engagement of Remuneration Consultants
- Performance based Remuneration – Short term incentive plan
- Performance based Remuneration – Long term incentive plan
- Non-Executive Director remuneration
- Details of Remuneration for the year ended 30 June 2020
- KMP Shareholdings
- Other transactions with KMP and their related parties.

Report Overview – Employment Details of Members of Key Management Personnel (“KMP”)

The following table provides employment details of persons who were, during the financial year, KMP of the Group. KMP are those persons who, directly or indirectly, have authority and responsibility for planning, directing and controlling the major activities of the Group. The table also illustrates the proportion of actual remuneration paid that is performance and non-performance based for FY2020.

Group KMP	Position Held as at 30 June 2020 and any Change during the Year	Non-salary Cash-based Incentives ¹ %	Fixed Salary/ Fees ² %	Time as a KMP
Allan Brackin	Chairman	0%	100%	13 May 2014
Paul Cross	Chief Executive officer and Managing Director	34%	66%	26 March 2007
Dave Redfern	Non-Executive Director	0%	100%	5 May 2014
Ken Ogden	Independent Non-Executive Director	0%	100%	13 May 2014
Greg Adcock	Independent Non-Executive Director	0%	100%	1 July 2017
Jennifer Douglas	Independent Non-Executive Director	0%	100%	21 August 2017
John Phillips	Chief Financial Officer and Company Secretary	28%	72%	29 August 2017
Martin Stockley	Chief Construction Officer	13%	87%	26 May 2014 to 10 June 2020
Martin Stockley	Integration Specialist	13%	87%	11 June 2020
Geoff Aldridge	Chief Customer Officer	29%	71%	15 January 2007
Stephen Davies	Chief Technology Officer	13%	87%	10 November 2008

1 Proportions of Elements of Remuneration Related to Performance

2 Proportions of Elements of Remuneration Not Related to Performance

Remuneration Report (Audited) (continued)

The employment terms and conditions of all KMP are formalised in contracts of employment.

Terms of employment require that the Group provide an executive contracted person with a minimum of 3 months' notice prior to termination of contract, with exception of the Managing Director who has a 6 months' notice period. An executive contracted person deemed employed on a permanent basis may terminate their employment by providing at least 3 months' notice, with exception of the Managing Director who has a 6-month notice period. Termination payments are not payable on resignation or under the circumstances of unsatisfactory performance. On termination with cause no STI is payable. On termination without cause (including by way of resignation or dismissal), the Board retains discretion as to whether and to what extent any STI is payable and the extent to which any LTI vests.

Executive Remuneration Policy and Governance

The remuneration policy of the Group has been designed to align KMP objectives with shareholder and business objectives by providing a fixed remuneration component and offering specific short and long-term incentives based on key performance areas affecting the consolidated group's financial results. The Board of the Company believes the remuneration policy to be appropriate and effective in its ability to attract and retain high-quality KMP to run and manage the Group, as well as create goal congruence between directors, executives and shareholders.

The Board has delegated to the Remuneration and Nomination Committee the responsibility for reviewing and making recommendations to the Board regarding compensation arrangements for the Directors, executive KMP and the balance of the CEO's direct reports. As at 30 June 2020 the Remuneration and Nomination Committee was made up of three Non-Executive Directors: Jennifer Douglas (Chair of the Remuneration Committee), Greg Adcock and Allan Brackin, whom are all independent. The CEO and other Directors attend meetings as required at the invitation of the Committee Chair.

The Board's process for determining the nature and amount of remuneration for KMP of the consolidated Group and its overarching policy is as follows:

- The remuneration policy is to be developed by the Remuneration and Nominations Committee and approved by the Board. Professional advice may be sought from independent external consultants, where appropriate.
- All KMP receive a base salary (which is based on factors such as length of service and experience), superannuation, fringe benefits, short-term and long-term performance incentives.
- Performance incentives are generally only paid or vest once predetermined key performance indicators (KPIs) have been met.

The Remuneration and Nominations committee reviews KMP packages annually by reference to the Group's performance, executive performance and comparable information from industry sectors.

The performance of KMP is measured against criteria agreed annually with each executive and is based predominantly on the Group's financial results, the forecast growth of the consolidated Group's profits, shareholders' value and a range of individual measures relevant to the Executive's direct accountabilities. All bonuses and incentives are linked to predetermined performance criteria. The Board considers all recommendations of the Committee and is responsible for final approval of all remuneration details and payments. The Board retains overarching discretion in relation to approving incentives, bonuses and options, having regard to overall performance and other relevant matters. The policy is designed to attract the highest calibre of executives and reward them for performance results leading to long-term growth in shareholder wealth.

KMP receive, at a minimum, a superannuation guarantee contribution required by the government, which is currently 9.5% of the individual's average weekly ordinary time earnings (AWOTE). Some individuals, however, have chosen to sacrifice part of their salary to increase payments towards superannuation.

Upon retirement, KMP are paid employee benefit entitlements accrued to the date of retirement. Any right not exercised before or on the date of termination will lapse.

All remuneration paid to KMP is valued at the cost to the company and expensed.

KMP or closely related parties of KMP are prohibited from entering into hedge arrangements that would have the effect of limiting the risk exposure relating to their remuneration.

In addition, the Board's remuneration policy prohibits directors and KMP from using Company shares as collateral in any financial transaction, including margin loan arrangements.

Remuneration Report (Audited) (continued)

Relationship between Remuneration Policy and Company performance

The remuneration policy of the Group outlined above has been designed to increase goal congruence between shareholders, directors and executives and ensure remuneration is linked to company performance. In FY2020, this linkage between remuneration and performance was primarily achieved by the performance based short term incentive bonus scheme which requires achievement of specific threshold financial targets before payment of any incentive and achievement of individual objectives important for successful performance of the business. Further details regarding the short-term and long-term incentive plans are set out below.

Engagement of Remuneration Consultants

During the 2019 financial year Ernst & Young was engaged by the Remuneration and Nominations Committee to provide independent information and observations in relation to the KMP remuneration levels and structure.

In order to ensure that Ernst & Young's work was free from undue influence by KMP, the terms of the engagement, among other matters, required Ernst & Young to report directly to the Chair of the Remuneration and Nominations Committee, and not to any other members of KMP. The Board is satisfied that the observations provided were free from undue influence by members of KMP. No remuneration recommendations, as defined by the *Corporations Act 2001* (Cth), were provided.

No remuneration consultants were engaged in FY2020.

Performance-based Remuneration – Short term incentive plan

The Group has adopted a short-term incentive (STI) plan for key employees that is designed to motivate and align employees to the Group's strategic and tactical objectives. Non-executive Directors do not participate in the STI plan.

KMP's and other Executives identified by the Board are entitled to participate in the STI plan, with the STI award opportunity calculated as a percentage of the base salary, inclusive of statutory superannuation contributions. In FY2020, the STI award comprised both a Group target (being achievement of Group Budgeted EBITDA) and a series of individual targets for each KMP and Executive. The STI award components were weighted 60% Group and 40% individual. Achievement of the Group financial target to an agreed level was a pre-requisite for payment of any STI opportunity for individual or Group targets. This is set out in the table below which details the STI opportunity payable based on Group results and achievement of individual targets.

% Achieved of Group EBITDA	Group (60% of total)	Individual (40% of total)
< 90%	0%	0%
90% - < 95%	0%	100%
95% - < 100%	50%	100%
100% - < 105%	100%	100%
105% - < 110%	110%	110%
>110%	120%	120%

KPIs are set annually by the Board, based on the recommendation of the CEO, and in the case of the CEO, of the Remuneration and Nomination Committee. The individual measures for each KMP are specifically tailored to the area each individual is involved in and has a level of control over. The KPI's target areas the Board believes hold greater potential for group expansion and profit, covering financial and non-financial as well as short and long-term goals. The level set for each KPI is based on budgeted figures for the Group and respective industry standards.

Performance in relation to the KPIs is assessed annually, with cash bonuses being awarded depending on the number of KPIs achieved. Following the assessment, the KPIs are reviewed by the Remuneration and Nomination Committee in light of the desired and actual outcomes, before recommending payments for approval by the Board.

In determining whether or not a KPI has been achieved, the Group bases the assessment on audited figures.

In FY2020 the Group achieved its STI performance measure (being budgeted EBITDA). Additionally, all participants in the STI plan were assessed as having achieved some or all of their individual performance measures. Their appropriate STI award for FY2020 will be payable in one instalment post release of the FY2020 statutory financial statements.

Remuneration Report (Audited) (continued)

For the executive KMP members, the total remuneration details and applicable STI award payable for FY2020 is as follows:

Executive KMP	Maximum 'at-risk' ¹ %	% of maximum STI awarded/payable %	% of STI forfeited %	Cash bonus FY2020 \$
Paul Cross	25%	100%	0%	108,375
John Phillips	25%	100%	0%	90,897
Martin Stockley	10%	87%	13%	24,259
Geoff Aldridge	25%	100%	0%	80,337
Stephen Davies	10%	87%	13%	21,195

¹ STI as a proportion of fixed remuneration

Performance-based Remuneration - Long term incentive Plan

The Group adopted a long-term share incentive plan on completion of listing on the ASX. Eligible executives identified by the Board were offered participation in the LTI Plan and all accepted to participate. Under the Plan, each executive has been provided with a number of performance rights (calculated as a % of their fixed remuneration) and each right entitles the executive to one ordinary share in the capital of the company subject to satisfaction of the vesting conditions measured at the end of a three year test period.

Vesting criteria consists of tenure (must remain employed at the end of the 3 year test period) and the Group's Total Shareholder Return (TSR) (measured on a CAGR basis over 3 years) exceeding an absolute benchmark of 12.5%. The 3 year test period concludes on 21 August 2022. Performance rights granted to Executive KMP were as follows:

Executive KMP	Performance Rights granted	% of Fixed Remuneration
Paul Cross	86,700	40%
John Phillips	45,516	25%
Geoff Aldridge	40,169	25%
Martin Stockley	13,996	10%
Stephen Davies	12,228	10%
TOTAL	198,609	

As referred to in the Directors' report, the company has entered into a Scheme of Implementation with Uniti Group Ltd. Under the terms of the Scheme Implementation Deed, OptiComm must put in place arrangements so that all OPC Performance Rights vest or lapse before the Effective Date. Under the terms of the OptiComm Incentive Plan, the OptiComm Board has discretion to determine the treatment of any unvested Performance Rights and the timing of such treatment. Consistent with the terms of the OptiComm Incentive Plan, the OptiComm Board (excluding Paul Cross) has exercised its discretion and determined that all of the Performance Rights will, subject to the Scheme becoming Effective, vest and automatically convert into Shares on the Effective Date which is currently scheduled for 21 September 2020.

The OptiComm Board (excluding Paul Cross) made this determination having regard to a range of factors, including the contribution by management to the overall performance of OptiComm, which the OptiComm Board believes has been a key factor in making OptiComm attractive to an acquirer such as Uniti at the Scheme Consideration offered.

Non-Executive Director remuneration

Under the Constitution, the Board may decide the total amount paid to each Non-Executive Director as remuneration for their services as a Non-Executive Director of the Company. However, under the Constitution and the ASX Listing Rules, the total amount paid to all Non-Executive Directors for their services must not exceed in aggregate in any financial year the amount fixed by the Company's general meeting.

An amount of \$600,000 per annum, excluding out of pocket expenses, was fixed by the Company's shareholders at its annual general meeting held in November 2018.

Remuneration Report (Audited) (continued)

The Board may in its discretion approve that Directors receive Shares as part of their remuneration, subject at all times to applicable law and the ASX Listing Rules.

At the date of this report each Non-Executive Director receives annual remuneration of \$80,000 (inclusive of goods and services tax (GST) and superannuation), with the Chair receiving an additional \$20,000. In addition, each Director receives additional fees for any Board sub-committee to which they are appointed, being \$10,000 per annum for a chair appointment and \$5,000 per annum for a member appointment, including superannuation contributions and other taxes (if applicable).

Details of Remuneration For the year ended 30 June 2020

The following table of benefits and payments represents the components of the current year and comparative year remuneration expenses for each KMP of the consolidated group. Such amounts have been calculated in accordance with Australian Accounting Standards.

Table of Benefits and Payments for the Year Ended 30 June 2020

Group KMP	Position	FY	Salary, Fees and Leave \$	Short-term benefits		Post-employment	Long-term benefits	Share-based payments		Total remuneration \$	Performance related %
				IPO Bonus ¹ \$	STI Awarded \$			Employee shares granted \$	Performance rights granted \$		
Non-Executive Directors											
Allan Brackin	Chairman	2020	110,000	-	-	-	-	-	-	110,000	
		2019	101,662	-	-	-	-	-	-	101,662	
Dave Redfern	Director	2020	77,626	-	-	7,374	-	-	-	85,000	
		2019	27,434	-	-	2,566	-	-	-	30,000	
Ken Ogden	Director	2020	90,000	-	-	-	-	-	-	90,000	
		2019	80,000	-	-	-	-	-	-	80,000	
Greg Adcock	Director	2020	90,000	-	-	-	-	-	-	90,000	
		2019	77,686	-	-	2,314	-	-	-	80,000	
Jennifer Douglas	Director	2020	82,192	-	-	7,808	-	-	-	90,000	
		2019	73,565	-	-	6,435	-	-	-	80,000	
Executive KMPs											
Paul Cross	CEO	2020	412,497	-	108,375	21,003	7,477	0	106,242	655,595	33%
		2019	404,469	-	106,250	20,531	8,169	0	0	539,419	20%
John Phillips	CFO	2020	343,137	-	90,897	21,003	5,912	1,000	55,775	517,725	28%
		2019	336,469	150,000	89,250	20,531	5,688	0	0	601,938	15%
Martin Stockley	CCO	2020	258,911	-	24,259	21,003	4,745	1,000	17,151	327,068	13%
		2019	253,894	-	23,783	20,531	4,569	0	0	302,777	8%
Geoff Aldridge	COO	2020	300,347	-	80,337	21,003	6,213	1,000	49,223	458,123	28%
		2019	294,518	-	78,762	20,531	7,672	0	0	401,483	20%
Stephen Davies	CTO	2020	223,550	-	21,195	21,003	4,493	1,000	14,984	286,225	13%
		2019	219,227	-	20,779	20,531	4,332	0	0	264,869	8%
Total KMP		2020	1,988,261	-	325,063	120,196	28,840	4,000	243,376	2,709,736	
		2019	1,868,924	150,000	318,824	113,970	30,430	-	-	2,482,148	

1 There were no Non-cash benefits issued in FY 2019

2 One off bonus granted at Board discretion in connection with OptiComm IPO

Remuneration Report (Audited) (continued)

KMP Shareholdings

The number of ordinary shares in the Company each KMP of the Group held directly or via associated entities during the financial year is as follows:

	Balance at Beginning of Year	Granted as remuneration during the year ¹	IPO share sub division ²	IPO sell down ³	Other changes during the year ⁴	Balance at End of Year
Allan Brackin	69,232	-	2,001,970	(310,681)	-	1,760,521
Paul Cross	521,546	-	15,081,464	(2,340,452)	(3,978,760)	9,283,798
Dave Redfern	1,006,165	-	29,095,115	(4,515,193)	-	25,586,087
Ken Ogden	138,465	-	4,003,970	(621,366)	-	3,521,069
Greg Adcock	-	-	-	-	25,000	25,000
Jennifer Douglas	-	-	-	-	25,000	25,000
John Phillips	-	500	-	-	25,000	25,500
Martin Stockley	103,848	500	3,002,956	(466,021)	-	2,641,283
Geoff Aldridge	57,692	500	1,668,270	(258,895)	-	1,467,567
Stephen Davies	23,077	500	667,314	(103,559)	-	587,332
	1,920,025	2,000	55,521,059	(8,616,167)	(3,903,760)	44,923,157

1 Shares granted as part of employee share scheme

2 As part of the IPO, there was a share subdivision which resulted in total shares increasing.

3 As part of the IPO existing shareholders sold down a portion of their holdings

4 P Cross transferred 3,978,760 shares in an off market transfer required pursuant to a financial settlement under S90C of the Family Law Act.

Other Equity-related KMP Transactions

There have been no other transactions involving equity instruments apart from those described in the tables above relating to shareholdings.

Loans to KMP and their related parties

There are no loans to KMP and their related parties at the financial year ending 30 June 2020.

OTHER TRANSACTIONS WITH KMP AND/OR THEIR RELATED PARTIES

Policy for approval of related party transactions

The Company's Board is responsible for reviewing and recommending for approval all transactions in which the Company is a participant and in which any related parties of the Company, has or will have a direct or indirect material interest.

The Board or its Chairperson, as the case may be, will only approve those related party transactions that are determined to be in, or are not inconsistent with, the best interests of the Company and its Shareholders, after taking into account all available facts and circumstances as the Audit and Risk Committee or the Chairperson determines in good faith to be necessary. Transactions with related parties will also be subject to Shareholder approval to the extent required by the ASX Listing Rules or the Corporations Act.

Related Party Transactions

The Group has arrangements with entities associated with certain of its directors as follows:

Paul Cross

The Group has in the past purchased, certain materials and services associated with the pit and pipe stage (installation, repair and change) from Pon Project Services Pty Ltd. Paul Cross, a Director and CEO of OptiComm, was a 9% shareholder in Pon Project Services Pty Ltd. OptiComm paid Pon Project Services Pty Ltd \$1,332,818 in FY2020 (FY2019: \$4,117,029) pursuant to these arrangements.

Remuneration Report (Audited) (continued)

David Redfern

The Group purchases certain inventory and stock items from Madison Technologies Pty Ltd. David Redfern, a Director of OptiComm, is the sole shareholder and director of Madison Technologies Pty Ltd.

The Group paid Madison Technologies Pty Ltd \$72,716 in FY2020 (FY2019: \$2,850) pursuant to these arrangements.

Ken Ogden

The Group engages Pitcher Partners to provide certain professional services to OptiComm including:

- ongoing 'business as usual' corporate accounting and tax support services including accounting software and corporate accounting administration, company secretarial and tax advisory services; and
- discrete engagements including acquisition tax and financial due diligence services and pre-IPO accounting, corporate advisory and tax preparation support services. Pitcher Partners has acted as Australian tax adviser to OptiComm in connection with the IPO and has performed work in relation to due diligence enquiries on Australian taxation matters.

Ken Ogden is a former Partner (retired from the Partnership 30 June 2020) of Pitcher Partners Brisbane, a national association of independent Australian accounting firms.

The Group paid Pitcher Partners \$216,260 in FY2020 (FY2019: \$199,549) pursuant to these arrangements.

The Board (with Mr Ogden abstaining) has determined that Mr Ogden is an independent director, notwithstanding the Pitcher Partners arrangements.

There were no other transactions conducted between the Group and KMP or their related parties, apart from those disclosed above relating to equity, compensation and loans, that were conducted other than in accordance with normal employee, customer or supplier relationships on terms no more favourable than those reasonably expected under arm's length dealings with unrelated persons.

End of the remuneration report.

This directors' report, incorporating the remuneration report, is signed in accordance with a resolution of the Board of Directors:



Mr Allan Brackin
Chairman

Dated at 19 August 2020

Auditor's Independence Declaration



Tel: +61 7 3237 5999
Fax: +61 7 3221 9227
www.bdo.com.au

Level 10, 12 Creek St
Brisbane QLD 4000
GPO Box 457 Brisbane QLD 4001
Australia

DECLARATION OF INDEPENDENCE BY C K HENRY TO THE DIRECTORS OF OPTICOMM LIMITED

As lead auditor of OptiComm Limited for the year ended 30 June 2020, I declare that, to the best of my knowledge and belief, there have been:

1. No contraventions of the auditor independence requirements of the *Corporations Act 2001* in relation to the audit; and
2. No contraventions of any applicable code of professional conduct in relation to the audit.

This declaration is in respect of OptiComm Limited and the entity it controlled during the year.

A handwritten signature in black ink, appearing to read 'C K Henry', written in a cursive style.

C K Henry
Director

BDO Audit Pty Ltd

Brisbane, 19 August 2020

BDO Audit Pty Ltd ABN 33 134 022 870 is a member of a national association of independent entities which are all members of BDO Australia Ltd ABN 77 050 110 275, an Australian company limited by guarantee. BDO Audit Pty Ltd and BDO Australia Ltd are members of BDO International Ltd, a UK company limited by guarantee, and form part of the international BDO network of independent member firms. Liability limited by a scheme approved under Professional Standards Legislation.

OPTICOMM LTD (FORMERLY OPTICOMM CO PTY LTD)
AND CONTROLLED ENTITY

Financial statements

FOR THE FINANCIAL YEAR ENDED 30 JUNE 2020
ABN 50 117 414 776

IN THIS REPORT

Consolidated Statement of Profit and Loss	33
Consolidated Statement of Financial Position	34
Consolidated Statement of Changes in Equity	35
Consolidated Statement of Cash Flows	36
Notes to the Consolidated Financial Statements	37



Consolidated Statement of Profit and Loss

For the year ended 30 June 2020

	Note	Consolidated Group	
		2020 \$000	2019 \$000
Revenue	3	73,040	62,259
Other income	3	136	137
Changes in inventories	4	7	76
Raw materials and consumables used	4	(15,429)	(11,564)
Employee expense		(13,645)	(12,765)
Depreciation and amortisation expense	4	(6,364)	(4,878)
Finance costs	4	(611)	(353)
Other expenses		(6,407)	(4,185)
Profit before income tax		30,727	28,727
Tax expense	5	(9,238)	(8,614)
Net profit for the year		21,489	20,113
Earnings per share			
Basic earnings per share (\$)	9	0.21	0.21
Diluted earnings per share (\$)	9	0.21	0.21
		2020 \$000	2019 \$000
Net profit for the year		21,489	20,113
Other comprehensive income		-	-
Total comprehensive income for the year		21,489	20,113
Total comprehensive income attributable to:			
Members of the parent entity		21,489	20,113
		21,489	20,113

The accompanying notes form part of these financial statements.

Consolidated Statement of Financial Position

As at 30 June 2019

		2020	2019
		\$000	\$000
ASSETS			
CURRENT ASSETS			
Cash and cash equivalents	10	20,883	9,655
Trade and other receivables	11	10,156	9,892
Inventories	12	858	1,462
Other assets	15	608	538
TOTAL CURRENT ASSETS		<u>32,505</u>	<u>21,547</u>
NON-CURRENT ASSETS			
Property, plant and equipment	13	92,077	73,734
Deferred tax assets	19	7,260	6,460
Intangible assets	14	948	358
Other non-current assets	15	17	62
TOTAL NON-CURRENT ASSETS		<u>100,302</u>	<u>80,614</u>
TOTAL ASSETS		<u>132,807</u>	<u>102,161</u>
LIABILITIES			
CURRENT LIABILITIES			
Trade and other payables	16	11,739	8,276
Contract liabilities	17	6,259	7,766
Borrowings	18	692	6
Current tax liabilities		1,355	3,193
Provisions	20	2,274	1,657
TOTAL CURRENT LIABILITIES		<u>22,319</u>	<u>20,898</u>
NON-CURRENT LIABILITIES			
Borrowings	18	1,311	-
Deferred tax liabilities	19	4,882	5,129
Provisions	20	17,131	16,568
TOTAL NON-CURRENT LIABILITIES		<u>23,324</u>	<u>21,697</u>
TOTAL LIABILITIES		<u>45,643</u>	<u>42,595</u>
NET ASSETS		<u>87,164</u>	<u>59,566</u>
EQUITY			
Issued capital	21	21,973	8,606
Reserves	21	270	-
Retained earnings		64,921	50,960
TOTAL EQUITY		<u>87,164</u>	<u>59,566</u>

The accompanying notes form part of these financial statements.

Consolidated Statement of Changes in Equity

For the year ended 30 June 2020

Consolidated Group

	Note	Issued Capital \$000	Retained Earnings \$000	Reserves \$000	Total Equity \$000
Balance at 1 July 2018		8,049	53,588	81	61,718
Cumulative adjustment upon change in accounting policy (AASB 15)	1		(10,745)		(10,745)
Balance at 1 July 2018 (Restated)		8,049	42,843	81	50,973
Comprehensive income					
Profit for the year			20,113		20,113
Total comprehensive income for the year			20,113		20,113
Transactions with owners, in their capacity as owners, and other transfers					
Call for partially paid shares		476			476
Release of share payment reserve		81		(81)	
Dividends recognised for the year	8		(11,996)		(11,996)
Total transactions with owners and other transfers		557	(11,996)	(81)	(11,520)
Balance at 30 June 2019		8,606	50,960		59,566
Balance at 1 July 2019		8,606	50,960		59,566
Adjustment on adoption of AASB 16			(35)		(35)
Balance at 1 July 2019 Restated			50,925		59,531
Comprehensive income					
Profit for the year			21,489		21,489
Total comprehensive income for the year			21,489		21,489
Transactions with owners, in their capacity as owners, and other transfers					
Ordinary shares issued on initial public offering		13,367			13,367
Performance rights				270	270
Dividends recognised for the year	8		(7,493)		(7,493)
Total transactions with owners and other transfers		13,367	(7,493)	270	6,144
Balance at 30 June 2020		21,973	64,921	270	87,164

The accompanying notes form part of these financial statements.

Consolidated Statement of Cash Flows

For the year ended 30 June 2020

	Note	Consolidated Group	
		2020 \$000	2019 \$000
CASH FLOWS FROM OPERATING ACTIVITIES			
Receipts from customers		79,036	67,806
Payments to suppliers and employees		(41,319)	(32,574)
Interest received		193	137
Finance costs		(4)	(1)
Income tax paid		(11,787)	(7,518)
Net cash provided by operating activities	24	<u>26,119</u>	<u>27,850</u>
CASH FLOWS FROM INVESTING ACTIVITIES			
Payments for intangibles (software)		(763)	(472)
Purchase of property, plant and equipment		(19,455)	(17,898)
Net cash used in investing activities		<u>(20,218)</u>	<u>(18,370)</u>
CASH FLOWS FROM FINANCING ACTIVITIES			
Net Proceeds from issue of ordinary shares		13,367	-
Proceeds from calls on partly paid shares		-	476
Repayment of borrowings		(547)	(13)
Dividends paid by parent entity		(7,493)	(11,996)
Net cash provided by/(used in) financing activities		<u>5,327</u>	<u>(11,533)</u>
Net increase in cash and cash equivalents		11,228	(2,053)
Cash and cash equivalents at beginning of financial year		9,655	11,708
Cash and cash equivalents at end of financial year	11	<u><u>20,883</u></u>	<u><u>9,655</u></u>

The accompanying notes form part of these financial statements.

Notes to the Consolidated Financial Statements

For the year ended 30 June 2020

The consolidated financial statements and notes represent those of OptiComm Ltd and its Controlled Entity (the “consolidated group” or “group”).

The separate financial statements of the parent entity, OptiComm Ltd, have been presented within this financial report as permitted by the *Corporations Act 2001*.

The financial statements were authorised for issue on 19 August 2020 by the directors of the Group.

NOTE 1: SUMMARY OF SIGNIFICANT ACCOUNTING POLICIES

Significant accounting policies which have been adopted in the preparation of the financial statements are set out below. These policies have been consistently applied to all periods presented, unless otherwise stated.

A. Basis of Preparation

The consolidated financial statements of the Group are general purpose financial statements prepared in accordance with Australian Accounting Standards (AASBs) and the Corporations Act 2001, including interpretations issued by the Australian Accounting Standards Board (AASB). The consolidated financial statements comply with International Financial Reporting Standards (IFRS) adopted by the International Accounting Standards Board (IASB).

(i) Basis of Measurement

The financial statements have been prepared on an accruals basis and is based on historical costs, modified, where applicable, by the measurement at fair value of selected non-current assets, financial assets and financial liabilities. The financial statements are presented in Australian dollars, rounded to the nearest thousand dollars.

The parent entity has applied the relief available to it under ASIC Corporations (Rounding in Financial/Directors' Reports) Instrument 2016/191. Accordingly, amounts in the financial statements have been rounded off to the nearest \$1,000.

(ii) Critical accounting estimates and judgements

The preparation of financial statements requires the use of certain critical accounting estimates. It also requires management to exercise its judgment in the process of applying the Group's accounting policies. Management evaluate estimates and judgments incorporated into the financial statements based on historical knowledge and best available current information. Estimates assume a reasonable expectation of future events and are based on historical experiences and the best available current information on current trends and economic data, obtained both externally and within the Group.

The estimates and underlying assumptions are reviewed on an ongoing basis. Revisions to accounting estimates are recognised in the period in which the estimate is revised if the revision effects only that period or in the period and future periods if the revision affects both current and future periods.

Key estimates

Estimation of useful lives of assets

The Group determines the estimated useful lives and related depreciation and amortisation charges for its property, plant and equipment and finite life intangible assets. The useful lives could change significantly as a result of technical innovations or some other event. The depreciation and amortisation charge will increase where the useful lives are less than previously estimated lives, or technically obsolete or non-strategic assets that have been abandoned or sold will be written off or written down.

Impairment of non-financial assets

The Group assesses impairment of non-financial assets at each reporting date by evaluating conditions specific to the Group and to the particular asset or Cash Generating Unit (CGU) that may lead to impairment. If an impairment trigger exists, the recoverable amount of the asset or CGU is determined. This involves fair value less costs of disposal or value-in-use calculations, which incorporate a number of key estimates and assumptions.

Key judgements

Provision for impairment of trade receivables

Recoverability of trade receivables is reviewed on an ongoing basis. Debts that are known to be unrecoverable are written off directly against the carrying value of the debt. Impairment is based on an 'expected credit loss' assessment. Refer to succeeding notes for impairment in accordance with AASB9.

Notes to the Consolidated Financial Statements

For the year ended 30 June 2020

NOTE 1: SUMMARY OF SIGNIFICANT ACCOUNTING POLICIES (CONTINUED)

Customer refund liability

Customer refund liability represents the net present value of the product fee payable for the remainder of the contractual period, with the equivalent amount reducing construction contributions from the relevant developer.

The provision is reassessed at the end of each accounting period to reflect the change in active connections in that period and the re-assessment of the future product fees payable. Any changes are reflected in the provision balance and offset against developer construction revenue in that period.

In determining the customer refund liability, assumptions are made around the following key variables:

- Future changes in ARPU (Average revenue per user) which impacts the product fee
- The annual escalation of the product fee
- Timing of when future new active services are recognised
- Discount rate to derive a net present value

Treatment of non-refundable developer contributions

The Group recognises as construction revenue, non-refundable cash contributions from developers for installation of networks in their Broadacre estates and Multi Dwelling Unit developments. Construction revenue is recognised when the network in a 'stage' (or section of the development) is practically complete (a "connection service"). In most instances, the connection service is the primary contractual obligation the Group has to the developer. Practical completion means the network is functional and ready for use, can be connected to a dwelling (once that dwelling is built and occupied) and allows the developer to sell the lot as it is now 'fibre ready' ('fibre ready' is a legislated mandatory requirement for a developer to sell a lot).

This revenue recognition policy is a key judgement as there is an alternative revenue recognition approach, recognising that obligations may extend beyond practical completion and encompass activities such as maintenance and on-going operation over the life of the infrastructure asset. Under the alternative approach, companies defer contributions on a straight-line basis over the useful life of the asset to which the contribution relates. The Directors consider that, in the case of the Group, obligations of this nature are addressed in separate arrangements with Retail Service Providers (RSPs) and in legislation outside the contracts with developers, and have no bearing on the assessment of developer contract performance obligations or contract terms and do not impact the timing of construction revenue recognition.

In applying judgement to determining the revenue recognition policy, the Directors have considered a range of matters, including:

- the commercial form and substance of the arrangements between the Group and the developers and these arrangements have been consistent for a number of years – that is the Group's primary obligation to the developer is to provide a connection service and this concludes when the fibre infrastructure, with connectivity, is installed into an estate (or a stage of an estate);
- the cash flow arrangements between the Group and the developer in that the developer makes a non-refundable cash contribution to the Group as the network infrastructure is constructed, with a final payment at practical completion;
- developers obtain significant value from the connection service that the Group provides in that the value of the properties it will on-sell is higher due to them being connected to the telecommunications network. Future property owners will have ready access to broadband services and will not be required to pay for this separately. As a result, developers have ability to obtain substantially all of the remaining benefits from the connection;
- the future property owners are not parties to the developer contract and are unknown at the time this contract is signed. Contracts with potential future customers are not relevant to analysing the contract between the Group and developers; and
- the Group's obligations post fibre infrastructure installation are with firstly a resident (to connect a dwelling) and then with RSPs who pay a wholesale access charge for transmission across the network. the Group derives separate revenue streams from these obligations.

Notes to the Consolidated Financial Statements

For the year ended 30 June 2020

NOTE 1: SUMMARY OF SIGNIFICANT ACCOUNTING POLICIES (CONTINUED)

(iii) New or amended Accounting Standards and Interpretations adopted

The consolidated entity has adopted all the new or amended Accounting Standards and Interpretations issued by the Australian Accounting Standards Board ('AASB') that are mandatory for the current reporting period. Any new or amended Accounting Standards or Interpretations that are not yet mandatory have not been early adopted.

The Group has applied the AASB 16 standards for FY20. The impact is detailed below

AASB 16 Leases

The consolidated entity has adopted AASB 16 from 1 July 2019. The standard replaces AASB 117 'Leases' and for lessees eliminates the classifications of operating leases and finance leases. Except for short-term leases and leases of low-value assets, right-of-use assets and corresponding lease liabilities are recognised in the statement of financial position. Straight-line operating lease expense recognition is replaced with a depreciation charge for the right-of-use assets (included in operating costs) and an interest expense on the recognised lease liabilities (included in finance costs). In the earlier periods of the lease, the expenses associated with the lease under AASB 16 will be higher when compared to lease expenses under AASB 117. However, EBITDA (Earnings Before Interest, Tax, Depreciation and Amortisation) results improve as the operating expense is now replaced by interest expense and depreciation in profit or loss. For classification within the statement of cash flows, the interest portion is disclosed in operating activities and the principal portion of the lease payments are separately disclosed in financing activities.

Impact of adoption

AASB 16 was adopted using the modified retrospective approach and as such the comparatives have not been restated. The impact of adoption on opening retained profits as at 1st July 2019 was as follows:

	1 July 2019
	\$000
Operating commitments as at 1 July 2019	1,752
Impact of adopting future termination clause	347
Impact of discount rate	(142)
	<hr/> 1,957
Recognition exemption for short term leases	(33)
Tax effect of the above adjustments	15
Lease Liabilities recognised at 1 July 2019	<hr/> <hr/> 1,939

Right-of-use assets

A right-of-use asset is recognised at the commencement date of a lease with the property, plant and equipment category. The right-of-use asset is measured at cost, which comprises the initial amount of the lease liability, adjusted for, as applicable, any lease payments made at or before the commencement date net of any lease incentives received, any initial direct costs incurred, and, except where included in the cost of inventories, an estimate of costs expected to be incurred for dismantling and removing the underlying asset, and restoring the site or asset.

Right-of-use assets are depreciated on a straight-line basis over the unexpired period of the lease or the estimated useful life of the asset, whichever is the shorter. Where the consolidated entity expects to obtain ownership of the leased asset at the end of the lease term, the depreciation is over its estimated useful life. Right-of use assets are subject to impairment or adjusted for any remeasurement of lease liabilities.

The consolidated entity has elected not to recognise a right-of-use asset and corresponding lease liability for short-term leases with terms of 12 months or less and leases of low-value assets. Lease payments on these assets are expensed to profit or loss as incurred.

Notes to the Consolidated Financial Statements

For the year ended 30 June 2020

NOTE 1: SUMMARY OF SIGNIFICANT ACCOUNTING POLICIES (CONTINUED)

Lease liabilities

A lease liability is recognised under borrowings at the commencement date of a lease. The lease liability is initially recognised at the present value of the lease payments to be made over the term of the lease, discounted using the interest rate implicit in the lease or, if that rate cannot be readily determined, the consolidated entity's weighted average incremental borrowing rate of 6%. Lease payments comprise of fixed payments (including in-substance fixed payments) less any lease incentives receivable, variable lease payments that depend on an index or a rate, amounts expected to be paid under residual value guarantees, exercise price of a purchase option when the exercise of the option is reasonably certain to occur, and any anticipated termination penalties. The variable lease payments that do not depend on an index or a rate are expensed in the period in which they are incurred.

Lease liabilities are measured at amortised cost using the effective interest method. The carrying amounts are remeasured if there is a change in the following: future lease payments arising from a change in an index or a rate used; residual guarantee; lease term; certainty of a purchase option and termination penalties. When a lease liability is remeasured, an adjustment is made to the corresponding right-of-use asset, or to profit or loss if the carrying amount of the right-of-use asset is fully written down.

(iv) Revenue from Contracts with Customers

Revenue from contracts with customers is recognised so as to depict the transfer of promised goods or services to customers at an amount that reflects the consideration to which the Group expects to be entitled in exchange for those goods or services.

Revenue from these sales is recognised based on the price specified in the contract.

No element of financing is deemed present as the sales are made with a credit term between 30-90 days, which is consistent with market practice.

Revenue is recognised in accordance with the following five-step process:

1. Identifying the contract with the customer.
2. Identifying the performance obligations in the contract.
3. Determining the transaction price.
4. Allocating the transaction price to the performance obligations in the contract.
5. Recognising revenue as and when the performance obligations are satisfied.

The transaction price for each type of revenue from customers is determined as follows:

- Construction revenue: Based on the price per lot agreed with the developer as stated in the contract
- Connections revenue: Price is determined by the type of development being connected
- Network Revenue: Revenue is based on the published wholesale price of the relevant services provided to each Retailer operating on the network .

Developer contributions/construction revenue

The Group recognises as construction revenue, non-refundable cash contributions from developers for installation of networks in their Broadacre estates and Multi Dwelling Unit developments. Construction revenue is recognised when the network in a 'stage' is practically complete (a "connection service"). In most instances, the connection service is the primary performance obligation the Group has to the developer. Practical completion means the network is functional and ready for use, can be connected to a dwelling (once that dwelling is built and occupied) and allows the developer to sell the lot as it is now 'fibre ready' ('fibre ready' is a legislated mandatory requirement for a developer to sell a lot).

Within developer contributions there are two main revenue types:

- External Infrastructure (Head-End & Backhaul) contributions – these are typically a lump sum dollar amount
- The Per Lot fee (Fibre distribution and Pit & Pipe) – these are typically paid upon installation in-line with project progression (being design, pit and pipe, fibre install and completion).

The Group's customer is the developer. The service is to provide a "connection service" to connect the developer's property to the network infrastructure. Developer contributions attributable to the connection service are recognised as construction revenue when the connection service is satisfied according to AASB 15 paragraph 38 (performance obligations satisfied at a point in time), which is on completion of the connection.

The Group has entered into long term agreements with a limited number of developers which provides for the Group to install network infrastructure in the majority of the developers future estates. These agreements provide, in exchange for new customers, the payment of a product fee to the developer based on the number of active users in the developer's estates. This results in the recognition of a customer refund liability reflecting the net present value of the product fee.

Notes to the Consolidated Financial Statements

For the year ended 30 June 2020

NOTE 1: SUMMARY OF SIGNIFICANT ACCOUNTING POLICIES (CONTINUED)

The customer refund liability is reassessed at the end of each accounting period to reflect the change in active connections in that period and the resulting re-assessment of the future product fee payable. This is recognised as an adjustment to construction revenue with the tax effect amount reflected as a deferred tax asset.

Network operations revenue

Revenue from the provision of network operations services includes recurring network operations revenue received from RSPs for network access in the form of a monthly wholesale charge. Network operations revenue is recognised at a point at which the services are rendered.

Connections revenue

Connections revenue represents one-off connection fees as dwellings are connected to the Group's network. Connections revenue is recognised in the accounting period in which the connection is completed.

Interest revenue

This revenue is recognised using the effective interest method. It includes amortisation of any discount or premium.

Other revenue

Other revenue is recognised when it is received or when the right to receive payment is established. Grants and subsidies are recognised as income over the period to which they relate.

(v) Principles of Consolidation

The financial statements incorporate all the assets, liabilities and results of the parent OptiComm Ltd and its wholly owned subsidiary OptiComm Integration Pty Ltd. Subsidiaries are entities the parent controls. The parent controls an entity when it is exposed to, or has rights to, variable returns from its involvement with the entity and has the ability to affect those returns through its power over the entity.

The assets, liabilities and results of all Subsidiaries are fully consolidated into the financial statements of the Group from the date on which control is obtained by the Group. The consolidation of a subsidiary is discontinued from the date that control ceases. Intercompany transactions, balances and unrealised gains or losses on transactions between group entities are fully eliminated on consolidation. Accounting policies of Subsidiaries have been changed and adjustments made where necessary to ensure uniformity of the accounting policies adopted by the Group.

(vi) Income Tax

The income tax expense or benefit for the period is the tax payable on that period's taxable income based on the applicable income tax rate, adjusted by the changes in deferred tax assets and liabilities attributable to temporary differences, unused tax losses and the adjustment recognised for prior periods, where applicable. Deferred tax assets and liabilities are recognised for temporary differences at the tax rates expected to be applied when the assets are recovered or liabilities are settled, based on those tax rates that are enacted or substantively enacted.

Deferred tax assets are recognised for deductible temporary differences and unused tax losses only if it is probable that future taxable amounts will be available to utilise those temporary differences and losses. The carrying amount of recognised and unrecognised deferred tax assets are reviewed at each reporting date. Deferred tax assets recognised are reduced to the extent that it is no longer probable that future taxable profits will be available for the carrying amount to be recovered. Previously unrecognised deferred tax assets are recognised to the extent that it is probable that there are future taxable profits available to recover the asset.

Deferred tax assets and liabilities can be offset only where there is a legally enforceable right to offset current tax assets against current tax liabilities and deferred tax assets against deferred tax liabilities; and they relate to the same taxable authority on either the same taxable entity or different taxable entities which intend to

(vii) Uncertainty over Income tax treatment

The Group believes that its accruals for tax liabilities are adequate for all open tax years based on its assessment of many factors, including interpretations of tax law and prior experience.

Notes to the Consolidated Financial Statements

For the year ended 30 June 2020

NOTE 1: SUMMARY OF SIGNIFICANT ACCOUNTING POLICIES (CONTINUED)

(viii) Current and non-current classification

Assets and liabilities are presented in the statement of financial position based on current and non-current classification. An asset is classified as current when: it is either expected to be realised or intended to be sold or consumed in normal operating cycle; it is held primarily for the purpose of trading; it is expected to be realised within 12 months after the reporting period; or the asset is cash or cash equivalent unless restricted from being exchanged or used to settle a liability for at least 12 months after the reporting period. All other assets are classified as non-current.

A liability is classified as current when: it is either expected to be settled in normal operating cycle; it is held primarily for the purpose of trading; it is due to be settled within 12 months after the reporting period; or there is no unconditional right to defer the settlement of the liability for at least 12 months after the reporting period. All other liabilities are classified as non-current.

Deferred tax assets and liabilities are always classified as non-current.

(ix) Cash and cash equivalents

Cash and cash equivalents include cash on hand, deposits held at call with financial institutions, other short-term, highly liquid investments with original maturities of three months or less that are readily convertible to known amounts of cash and which are subject to an insignificant risk of changes in value.

(x) Inventories

Inventories consist of consumable type items which are consumed in connection costs or Network Infrastructure assets in property, plant and equipment. Consumables are stated at the lower of cost and recoverable amount on a 'weighted average cost' basis. Cost comprises of purchase and delivery costs, net of rebates and discounts received or receivable.

(xi) Property, plant and equipment

Plant and equipment are stated at historical cost less accumulated depreciation and impairment. Historical cost includes expenditure that is directly attributable to the acquisition of the items. Assets are recognised, regardless of when title passes or if title passes, when the Group gains control of the assets or has substantially all the risks and rewards of ownership. Assets acquired are brought to account at fair value.

Depreciation is calculated on a straight-line basis to write off the net cost of each item of property, plant and equipment (excluding land) over their expected useful lives as follows:

Network Infrastructure completed	4-40 years
Plant and Equipment	10 years
Motor Vehicles	10 years
Fixtures and fittings	5 years
Right of use assets - Motor vehicles and equipment	4-10 years
Right of use assets - Property	2- 6 years

The residual values, useful lives and depreciation methods are reviewed, and adjusted if appropriate, at each reporting date.

Leasehold improvements and plant and equipment under lease are depreciated over the unexpired period of the lease or the estimated useful life of the assets, whichever is shorter.

An item of property, plant and equipment is derecognised upon disposal or when there is no future economic benefit to the entity. Gains and losses between the carrying amount and the disposal proceeds are taken to profit or loss.

(xii) Intangible assets

Software

Significant costs associated with software are deferred and amortised on a straight-line basis over the period of their expected benefit, being their finite life of 5 years.

Research and development

Expenditure during the research phase of a project is recognised as an expense when incurred. Development costs are capitalised only when technical feasibility studies identify that the project will deliver future economic benefits and these benefits can be measured reliably.

Notes to the Consolidated Financial Statements

For the year ended 30 June 2020

NOTE 1: SUMMARY OF SIGNIFICANT ACCOUNTING POLICIES (CONTINUED)

(xiii) Impairment of non-financial assets

Non-financial assets are reviewed for impairment whenever events or changes in circumstances indicate that the carrying amount may not be recoverable. An impairment loss is recognised for the amount by which the asset's carrying amount exceeds its recoverable amount.

Recoverable amount is the higher of an asset's fair value less costs of disposal and value-in-use. The value-in-use is the present value of the estimated future cash flows relating to the asset using a pre-tax discount rate specific to the asset or cash-generating unit to which the asset belongs. Assets that do not have independent cash flows are grouped together to form a cash-generating unit.

(xiv) Trade and other payables

These amounts represent liabilities for goods and services provided to the entity prior to the end of the financial year and which are unpaid. Due to their short-term nature they are measured at amortised cost and are not discounted. The amounts are unsecured and are usually paid within 30 days of recognition.

(xv) Provisions

Provisions are recognised when the Group has a present (legal or constructive) obligation as a result of a past event, it is probable the Group will be required to settle the obligation, and a reliable estimate can be made of the amount of the obligation. The amount recognised as a provision is the best estimate of the consideration required to settle the present obligation at the reporting date, taking into account the risks and uncertainties surrounding the obligation. If the time value of money is material, provisions are discounted using a current pre-tax rate specific to the liability. The increase in the provision resulting from the passage of time is recognised as a finance cost.

The Group has entered into long term agreements with a number of developers which provides for the Group to install network infrastructure in the majority of the Developers future estates. These agreements provide, in

exchange for new customers, the payment of a product fee to the Developer based on the number of active users in the developer's estates.

In accordance with AASB 15, these arrangements have resulted in the recognition of a provision reflecting the net present value of the product fee for the remainder of the contractual period, with the equivalent amount reducing construction contributions from the relevant developer.

The provision is reassessed at the end of each accounting period to reflect the change in active connections in that period and the re-assessment of the future product fees payable. Any changes are reflected in the provision balance and offset against developer construction revenue in that period.

The product fee paid to the developer is charged to the provision.

(xvi) Finance costs

Finance costs are expensed in the period in which they are incurred.

(xvii) Employee benefits

Short-term employee benefits

Provision is made for the Group's obligation for short-term employee benefits. Short-term employee benefits are benefits (other than termination benefits) that are expected to be settled wholly before 12 months after the end of the annual reporting period in which the employees render the related service, including wages, salaries and sick leave. Short-term employee benefits are measured at the (undiscounted) amounts expected to be paid when the obligation is settled.

The Group's obligations for short-term employee benefits such as wages, salaries are recognised as a part of current trade and other payables in the statement of financial position.

Other long-term employee benefits

Provision is made for employees' long service leave and annual leave entitlements not expected to be settled wholly within 12 months after the end of the annual reporting period in which the employees render the related service. Other long-term employee benefits are measured at the present value of the expected future payments to be made to employees. Expected future payments incorporate anticipated future wage and salary levels, durations of service and employee departures and are discounted at rates determined by reference to market yields at the end of the reporting period on corporate bonds that have maturity dates that approximate the terms of the obligations. Upon the re-measurement of obligations for other long-term employee benefits, the net change in the obligation is recognised in profit or loss as a part of employee benefits expense.

Notes to the Consolidated Financial Statements

For the year ended 30 June 2020

NOTE 1: SUMMARY OF SIGNIFICANT ACCOUNTING POLICIES (CONTINUED)

The Group's obligations for long-term employee benefits are presented as non-current provisions in its statement of financial position, except where the Group does not have an unconditional right to defer settlement for at least 12 months after the end of the reporting period, in which case the obligations are presented as current provisions.

(xviii) Fair value measurement

When an asset or liability, financial or non-financial, is measured at fair value for recognition or disclosure purposes, the fair value is based on the price that would be received to sell an asset or paid to transfer a liability in an orderly transaction between market participants at the measurement date; and assumes that the transaction will take place either: in the principal market; or in the absence of a principal market, in the most advantageous market.

Fair value is measured using the assumptions that market participants would use when pricing the asset or liability, assuming they act in their economic best interests. For non-financial assets, the fair value measurement is based on its highest and best use. Valuation techniques that are appropriate in the circumstances and for which sufficient data are available to measure fair value, are used, maximising the use of relevant observable inputs and minimising the use of unobservable inputs.

Assets and liabilities measured at fair value are classified, into three levels, using a fair value hierarchy that reflects the significance of the inputs used in making the measurements.

Classifications are reviewed at each reporting date and transfers between levels are determined based on a reassessment of the lowest level of input that is significant to the fair value measurement.

For recurring and non-recurring fair value measurements, external valuers may be used when internal expertise is either not available or when the valuation is deemed to be significant. External valuers are selected based on market knowledge and reputation. Where there is a significant change in fair value of an asset or liability from one period to another, an analysis is undertaken, which includes a verification of the major inputs applied in the latest valuation and a comparison, where applicable, with external sources of data.

(xix) Issued capital

Ordinary shares are classified as equity.

Incremental costs directly attributable to the issue of new shares or options are shown in equity as a deduction, net of tax, from the proceeds.

(xx) Dividends

Dividends are recognised when declared during the financial year and no longer at the discretion of the Group.

(xxi) Goods and Services Tax (GST)

Revenues, expenses and assets are recognised net of the amount of associated GST, unless the GST incurred is not recoverable from the tax authority. In this case it is recognised as part of the cost of the acquisition of the asset or as part of the expense.

Receivables and payables are stated inclusive of the amount of GST receivable or payable. The net amount of GST recoverable from, or payable to, the tax authority is included in other receivables or other payables in the statement of financial position.

Cash flows are presented on a gross basis. The GST components of cash flows arising from investing or financing activities which are recoverable from, or payable to the tax authority, are presented as operating cash flows.

Commitments and contingencies are disclosed net of the amount of GST recoverable from, or payable to, the tax authority.

Notes to the Consolidated Financial Statements

For the year ended 30 June 2020

NOTE 1: SUMMARY OF SIGNIFICANT ACCOUNTING POLICIES (CONTINUED)

(xxii) Share-based payments

Share-based compensation benefits are provided to employees via the Employee Share Plan, employee share scheme and performance rights plan.

The fair value of rights granted under the long term incentive plan are recognised as an employee benefit expense with a corresponding increase in equity. The total amount to be expensed is determined by reference to the fair value of the rights granted, which includes any market performance conditions, but excludes the impact of any service and non-market performance vesting conditions. Non-market vesting conditions are included in assumptions about the number of rights that are expected to vest. The total expense is recognised over the vesting period, which is the period over which all of the specified vesting conditions are to be satisfied. At the end of each period, the entity revises its estimates of the number of rights that are expected to vest based on the non-market vesting conditions. It recognises the impact of the revision to original estimates, if any, in profit or loss, with a corresponding adjustment to equity.

(xxiii) Impairment of trade receivables

The Group applies the simplified approach to providing for expected credit losses prescribed by AASB 9, which permits the use of the lifetime expected loss provision for all trade receivables. To measure the expected credit losses, trade receivables have been grouped based on shared credit risk characteristics and the days past due adjusted for forward looking information.

NOTE 2: PARENT INFORMATION

The following information has been extracted from the books and records of the parent and has been prepared in accordance with Australian Accounting Standards.

	2020 \$000	2019 \$000
Statement of Financial Position as at 30 June 2020		
ASSETS		
Current assets	29,814	20,289
Non-current assets	100,266	80,581
TOTAL ASSETS	130,080	100,870
LIABILITIES		
Current liabilities	21,998	22,244
Non-current liabilities	23,336	21,678
TOTAL LIABILITIES	45,334	43,922
EQUITY		
Issued capital	21,973	8,606
Retained earnings	62,503	48,342
Reserves	270	-
TOTAL EQUITY	84,746	56,948
Statement of Profit or Loss		
Net profit after tax	21,689	20,400
Total comprehensive income	21,689	20,400
Contingent Liabilities		
Bank Performance Guarantee Liability	964	1,032

Notes to the Consolidated Financial Statements

For the year ended 30 June 2020

NOTE 3: REVENUE AND OTHER INCOME

The Group has recognised the following amounts relating to revenue in the statement of profit or loss.

	Note	2020 \$000	2019 \$000
Revenue from contracts with customers	3a		
- Construction revenue		24,049	24,656
- Connections revenue		4,288	4,541
- Network operations revenue		44,703	33,062
		<u>73,040</u>	<u>62,259</u>
Other sources of revenue	3b	136	137
		<u>73,176</u>	<u>62,396</u>

a. Disaggregated revenue

The Group has disaggregated revenue into various categories in the following table. The revenue is disaggregated by geographical market, products/service lines and timing of revenue recognition.

	Year to 30 June 2020					
	Construction and Connections contracts		Network operations contracts		Total	
	2020 \$000	2019 \$000	2020 \$000	2019 \$000	2020 \$000	2019 \$000
Geographical markets						
Australia	28,337	29,197	44,703	33,062	73,040	62,259
	<u>28,337</u>	<u>29,197</u>	<u>44,703</u>	<u>33,062</u>	<u>73,040</u>	<u>62,259</u>
Timing of revenue recognition						
At a point in time	4,288	4,541	44,703	33,062	48,991	37,603
At practical completion	24,049	24,656	-	-	24,049	24,656
	<u>28,337</u>	<u>29,197</u>	<u>44,703</u>	<u>33,062</u>	<u>73,040</u>	<u>62,259</u>

b. Other sources of revenue

	2020 \$000	2019 \$000
Interest received		
- unrelated parties	136	137
Total other sources of revenues	<u>136</u>	<u>137</u>

Notes to the Consolidated Financial Statements

For the year ended 30 June 2020

NOTE 4: PROFIT FOR THE YEAR

	Consolidated Group	
	2020	2019
	\$000	\$000
Profit before income tax from continuing operations includes the following specific expenses:		
– Raw materials and consumables used	15,429	11,564
– Changes in inventories	(7)	(76)
Interest expense on financial liabilities not classified as at fair value through profit or loss:		
– Customer refund liability interest	545	352
– Other finance costs	66	1
Total finance costs	<u>611</u>	<u>353</u>
Depreciation and amortisation		
– Depreciation	6,192	4,798
– Amortisation	172	80
Total Depreciation and amortisation	<u>6,364</u>	<u>4,878</u>
Other Loss Allowance on financial assets and other items		
Loss allowance on trade receivables	<u>74</u>	<u>74</u>

NOTE 5: TAX EXPENSE

	Note	Consolidated Group	
		2020	2019
		\$000	\$000
a. The components of tax (expense) / income comprise:			
Current tax		10,285	9,762
Deferred tax	19(b)	<u>(1,047)</u>	<u>(1,148)</u>
		9,238	8,614
b. The prima facie tax on profit from ordinary activities before income tax is reconciled to income tax as follows:			
Prima facie tax payable on profit from ordinary activities before income tax at 30% (2019: 30%)		9,218	8,618
Add:			
Tax effect of:			
– non-allowable items		<u>20</u>	<u>23</u>
		20	23
Less:			
Tax effect of:			
– Under/ (Over) provision in respect of prior years		<u>-</u>	<u>(27)</u>
Income tax attributable to entity		<u>9,238</u>	<u>8,614</u>
The weighted average effective tax rates are as follows:		30.06%	29.98%

Notes to the Consolidated Financial Statements

For the year ended 30 June 2020

NOTE 6: KEY MANAGEMENT PERSONNEL COMPENSATION

Refer to the remuneration report contained in the directors' report for details of the remuneration paid or payable to each member of the Group's key management personnel (KMP) for the year ended 30 June 2020.

The totals of remuneration paid to KMP of the company and the Group during the year are as follows:

	2020	2019
	\$	\$
Short-term employee benefits	2,313,324	2,337,748
Post-employment benefits	120,196	113,970
Other long-term benefits	28,840	30,430
Share-based payments	247,376	-
Total KMP compensation	2,709,736	2,482,148

Short-term employee benefits

These amounts include fees and benefits paid to the non-executive Chair and non-executive directors as well as all salary, paid leave benefits, fringe benefits and cash bonuses awarded to executive directors and other KMP.

Post-employment benefits

These amounts are the current-year's costs of providing for the Group's superannuation contributions made during the year.

Other long-term benefits

These amounts represent long service leave benefits accruing during the year and deferred bonus payments.

NOTE 7: AUDITOR'S REMUNERATION

	Consolidated Group	
	2020	2019
	\$	\$
Remuneration of the auditor for:		
- Auditing or reviewing the financial statements	181,377	188,769
- Due diligence services	120,120	174,163
- Other services	5,000	5,000
	306,497	367,932

NOTE 8: DIVIDENDS

	Consolidated Group	
	2020	2019
	\$000	\$000
2020 Interim dividend of 3.6 cents per share (2019: Interim dividend of \$1.85 per share), both fully franked at the tax rate of 30%	3,746	5,998
2019 Final dividend of 3.6 cents per share (2018 Final dividend of \$1.85 per share), both fully franked at the tax rate of 30%	3,747	5,998
	7,493	11,996

Subsequent to the end of the financial year, the Board has declared a special dividend of 10 cents per share. This dividend is only payable subject to completion of the Scheme arrangement with Unit Group Ltd. In the event the Scheme is not implemented, the Board's intention is to pay dividends on a semi-annual basis.

Notes to the Consolidated Financial Statements

For the year ended 30 June 2020

NOTE 9: EARNINGS PER SHARE

	Consolidated Group	
	2020	2019
	\$000	\$000
Reconciliation of earnings to profit or loss:		
Earnings used to calculate basic and dilutive EPS	21,489	20,113
Weighted average number of ordinary shares outstanding during the year used in calculating basic EPS	103,056	96,921
Weighted average number of ordinary shares outstanding during the year used in calculating dilutive EPS	103,185	96,921

On the 14th July 2019, the Group undertook a share subdivision whereby the total issued shares of OptiComm Ltd was increased from 3,242,354 to 97,000,986. In addition, an employee share plans of 254,336 shares were granted on 22 August 2019. Of those, 34,000 employee shares were issued and recorded against share capital. The balance of 220,336 represents Performance Rights that have been granted but are not vested. The weighted average number of shares has been calculated using the number of shares issued during the period for which they were issued with exception of the share subdivision which is calculated from 1 July 2019. The diluted weighted average number of shares includes the Performance Rights for the period from when they were granted to the end of the reporting period. Under accounting standard AASB 133 the prior year comparatives have been adjusted retrospectively

NOTE 10: CASH AND CASH EQUIVALENTS

	Consolidated Group	
	2020	2019
	\$000	\$000
Cash at bank and on hand	9,787	5,455
Short-term bank deposits	11,096	4,200
	<u>20,883</u>	<u>9,655</u>

The effective interest rate on short-term bank deposits was 0.150% (2019: 1.40%); the deposits have an average maturity of 90 days.

NOTE 11: TRADE AND OTHER RECEIVABLES

	Consolidated Group	
	2020	2019
	\$000	\$000
CURRENT		
Trade receivables	10,165	9,867
Contract assets	65	99
Provision for impairment	(74)	(74)
Total current trade and other receivables	<u>10,156</u>	<u>9,892</u>

Notes to the Consolidated Financial Statements

For the year ended 30 June 2020

NOTE 11: TRADE AND OTHER RECEIVABLES (CONTINUED)

The following table shows the movement in lifetime expected credit loss that has been recognised for trade and other receivables in accordance with the simplified approach set out in AASB 9: *Financial Instruments*.

Trade receivables have increased due an increase in overall business activity.

Lifetime Expected Credit Loss: Credit Impaired

	Consolidated Group		
	Opening Balance	Net measurement of loss allowance	Closing balance
	1 July 2018		30 June 2019
	\$000	\$000	\$000
Current trade receivables	182	(108)	74
	182	(108)	74

Lifetime Expected Credit Loss: Credit Impaired

	Consolidated Group		
	Opening balance	Net measurement of loss allowance	Closing balance
	1 July 2019		30 June 2020
	\$000	\$000	\$000
Current trade receivables	74	-	74
	74	-	74

The Group applies the simplified approach to providing for expected credit losses prescribed by AASB 9, which permits the use of the lifetime expected loss provision for all trade receivables. To measure the expected credit losses, trade receivables have been grouped based on shared credit risk characteristics and the days past due adjusted for forward looking information. The loss allowance provision as at 30 June 2020 has been determined on this basis.

	Current	>30 days past due	>60 days past due	>90 days past due	Total
	\$000	\$000	\$000	\$000	\$000
2020					
Gross carrying amount	6,592	2,952	110	511	10,165
2019					
Gross carrying amount	6,762	2,679	252	175	9,868

Credit risk

The Group has no significant concentration of credit risk with respect to any single counterparty or group of counterparties other than those receivables specifically provided for and mentioned within Note 11. The class of assets described as "trade and other receivables" is considered the main source of credit risk related to the Group.

Notes to the Consolidated Financial Statements

For the year ended 30 June 2020

NOTE 11: TRADE AND OTHER RECEIVABLES (CONTINUED)

On a geographical basis, the Group has significant credit risk exposures in Australia given the substantial operations in those regions. The Group's exposure to credit risk for receivables at the end of the reporting period in those regions is as follows:

	Consolidated Group	
	2020 \$000	2019 \$000
Australia	74	74
	<u>74</u>	<u>74</u>

The Group always measures the loss allowance for trade receivables at an amount equal to lifetime expected credit loss. The expected credit losses on trade receivables are estimated using a provision matrix by reference to past default experience of the debtor and an analysis of the debtor's current financial position, adjusted for factors that are specific to the debtors, general economic conditions of the industry in which the debtors operate and an assessment of both the current as well as the forecast direction of conditions at the reporting date.

The Group writes off a trade receivable when there is information indicating that the debtor is in severe financial difficulty and there is no realistic prospect of recovery, for example when the debtor has been placed under liquidation or has entered into bankruptcy proceedings, or when the trade receivables are over two years past due, whichever occurs earlier. None of the trade receivables that have been written off is subject to enforcement activities.

NOTE 12: INVENTORIES

	Note	Consolidated Group	
		2020 \$000	2019 \$000
CURRENT			
At cost:			
Raw materials and stores		904	1,480
Provision for obsolete stock		(46)	(18)
		<u>858</u>	<u>1,462</u>

NOTE 13: PROPERTY, PLANT AND EQUIPMENT

	Consolidated Group	
	2020 \$000	2019 \$000
Land		
At cost	8	-
Network Infrastructure under construction		
At cost	16,163	9,418
Network Infrastructure		
At cost	96,942	83,858
Accumulated depreciation	(27,116)	(21,931)
Total Network Infrastructure	<u>69,826</u>	<u>61,927</u>
Plant and Equipment		
At cost	5,470	3,216
Accumulated depreciation	(1,521)	(1,032)
Total Plant and Equipment	<u>3,949</u>	<u>2,184</u>

Notes to the Consolidated Financial Statements

For the year ended 30 June 2020

NOTE 13: PROPERTY, PLANT AND EQUIPMENT (CONTINUED)

	Consolidated Group	
	2020	2019
	\$000	\$000
Motor vehicles		
At cost	161	161
Accumulated depreciation	(60)	(43)
Total Motor vehicles	<u>101</u>	<u>118</u>
Office Fixture and Fittings		
At cost	93	90
Accumulated depreciation	(36)	(38)
Total Fixture and Fittings	<u>57</u>	<u>52</u>
Right of use assets (Motor vehicles)		
At cost	226	63
Accumulated depreciation	(31)	(28)
Total Right of Use Assets (Motor vehicles)	<u>195</u>	<u>35</u>
Right of use assets (Property)		
At cost	2,212	-
Accumulated depreciation	(434)	-
Total Fixture and Fittings	<u>1,778</u>	<u>-</u>
Total property, plant and equipment	<u>92,077</u>	<u>73,734</u>

Notes to the Consolidated Financial Statements

For the year ended 30 June 2020

NOTE 13: PROPERTY, PLANT AND EQUIPMENT (CONTINUED)

a. Movements in Carrying Amounts

Movements in the carrying amounts for each class of property, plant and equipment between the beginning and the end of the current financial year:

	Land \$000	Network Infrastructure under construction \$000	Network Infrastructure completed \$000	Plant and equipment \$000	Motor vehicles \$000	Fixture and Fittings \$000	Subtotal \$000
Consolidated Group:							
Balance at 1 July 2018	-	7,173	52,694	514	131	81	60,593
Additions	-	16,037	-	1,909	3	11	17,960
Disposals	-	-	-	(35)	-	(28)	(63)
Transfer on completion	-	(13,792)	13,792	-	-	-	-
Depreciation expense	-	-	(4,559)	(204)	(16)	(120)	(4791)
Balance at 30 June 2019		9,418	61,927	2,184	118	52	73,699
AASB 16 Initial recognition	-	-	-	-	-	-	-
Additions	8	19,829	-	2,310	-	13	22,160
Disposals	-	(13,084)	-	-	-	-	(13,084)
Transfer on completion	-	-	13,084	-	-	-	13,084
Depreciation expense	-	-	(5,185)	(545)	(16)	(9)	(5,755)
Balance at 30 June 2020	8	16,163	69,826	3,949	102	56	90,104

Notes to the Consolidated Financial Statements

For the year ended 30 June 2020

NOTE 13: PROPERTY, PLANT AND EQUIPMENT (CONTINUED)

a. Movements in Carrying Amounts (continued)

	Subtotal \$000	Right of use Assets - Motor vehicles and Equipment \$000	Right of Use Assets - Property \$000	Total \$000
Consolidated Group:				
Balance at 1 July 2018	60,593	41	-	60,634
Additions	17,960	-	-	17,960
Disposals	(63)	-	-	(63)
Transfer on completion	-	-	-	-
Depreciation expense	(4,791)	(6)	-	(4,797)
Balance at 30 June 2019	73,699	35	-	73,734
AASB 16 Initial Recognition	-	68	1,871	1,939
Additions	22,160	456	-	22,616
Disposals	(13,084)	(20)	-	(13,104)
Transfer on completion	13,084	-	-	13,084
Depreciation expense	(5,755)	(51)	(386)	(6,192)
Balance at 30 June 2020	90,104	488	1,485	92,077

NOTE 14: INTANGIBLE ASSETS

	Consolidated Group	
	2020 \$000	2019 \$000
Computer software:		
Cost	1,516	754
Accumulated amortisation and impairment losses	(568)	(396)
Net carrying amount	948	358
Total intangible assets	948	358

a) Movements in Carrying Amounts of computer software

	Consolidated Group	
	2020 \$000	2019 \$000
Balance at the beginning of the year	358	142
Additions	762	296
Amortisation charge	(172)	(80)
Balance at the end of the year	948	358

Notes to the Consolidated Financial Statements

For the year ended 30 June 2020

NOTE 15: OTHER ASSETS

	Consolidated Group	
	2020	2019
	\$000	\$000
CURRENT		
Prepayments	607	538
NON-CURRENT		
Security Deposits held	17	62
	17	62

Cash deposits held are restricted by indemnity guarantees provided by the bank.

NOTE 16: TRADE AND OTHER PAYABLES

	Consolidated Group	
	2020	2019
	\$000	\$000
CURRENT		
Unsecured liabilities:		
Trade payables	9,450	6,430
Sundry payables and accrued expenses	2,289	1,846
	11,739	8,276

NOTE 17: CONTRACT LIABILITIES

	Consolidated Group	
	2020	2019
	\$000	\$000
Amounts related to construction contracts	6,259	7,766
Total contract liabilities	6,259	7,766
Movement of contract liabilities		
Opening contract liabilities	7,766	6,402
AASB 15 adjustments for backhaul revenue	-	61
Contract liability additions	17,798	24,456
Completed contracts recognised in profit and loss	(19,305)	(23,153)
Closing contract liabilities	6,259	7,766

These amounts represent developer contributions made towards the cost of developing Network Infrastructure assets that have not yet reached practical completion. These contributions are recognised as revenue when the relevant asset to which the contribution relates reaches practical completion and is ready for use.

Notes to the Consolidated Financial Statements

For the year ended 30 June 2020

NOTE 18: BORROWINGS

	Consolidated Group	
	2020	2019
	\$000	\$000
CURRENT		
Lease liability		
- Falling due within one year	692	6
Total current borrowings	692	6
NON-CURRENT		
Lease liability		
- Falling due later than one year but less than five years	1,311	-
Total non-current borrowings	1,311	-
Total borrowings	2,003	6

NOTE 19: DEFERRED TAX ASSETS AND LIABILITIES

(a) Recognised deferred tax assets and liabilities are attributable to the following:

	Assets		Liabilities		Net assets/liabilities	
	2020	2019	2020	2019	2020	2019
	\$000					
Property plant and equipment	-	-	(4,882)	(5,129)	(4,882)	(5,129)
Provisions and accrual	1,807	1,016	-	-	1,807	1,016
Customer refund liability	5,363	5,168	-	-	5,363	5,168
Contract liability	90	276	-	-	90	276
Deferred tax assets/(liabilities)	7,260	6,460	(4,882)	(5,129)	2,378	1,331

(b) Movement in temporary difference during the year

The movement in deferred tax balances for the Group are shown in the tables below:

Year ended 30 June 2020

	Opening balance	Charged to profit and loss	Charged to Equity	Closing balance
	\$000			
Property plant and equipment	(5,129)	247	-	(4,882)
Provisions and accrual	1,016	791	-	1,807
Customer refund liability	5,168	195	-	5,363
Contract liability	276	(186)	-	90
Net Deferred tax assets	1,331	1,047	-	2,378

Year ended 30 June 2019

	Opening balance	Charged to profit and loss	Charged to Equity	Closing balance
	\$000			
Property plant and equipment	(5,515)	386	-	(5,129)
Provisions and accrual	715	301	-	1,016
Customer refund liability	-	589	4,579	5,168
Contract liability	405	(129)	-	276
Net Deferred tax assets	(4,395)	1,147	4,579	1,331

Notes to the Consolidated Financial Statements

For the year ended 30 June 2020

NOTE 20: PROVISIONS

	Employee benefits	Customer Refund Liability	Make good	Other provisions	Total
	\$000	\$000	\$000	\$000	\$000
Consolidated Group					
Opening balance at 30 June 2019	929	17,226	58	12	18,225
Additional provisions	884	2,404	11	63	3,362
Amounts used	(612)	(1,521)	(20)	(29)	(2,182)
Balance at 30 June 2020	1,201	18,109	49	46	19,405

Consolidated Group	
2020	2019
\$000	\$000

Analysis of total provisions

Current	2,274	1,657
Non-current	17,131	16,568
	19,405	18,225

Provision: Short term and Long term

	Employee benefits	Customer Refund Liability	Make good	Other provisions	Total
	\$000	\$000	\$000	\$000	\$000
Current	819	1,409	-	46	2,274
Non-current	382	16,700	49	-	17,131
	1,201	18,109	49	46	19,405

a. Customer refund liability

Customer refund liability represents the net present value of the product fee payable for the remainder of the contractual period, with the equivalent amount reducing construction contributions from the relevant developer.

The provision is reassessed at the end of each accounting period to reflect the change in active connections in that period and the re-assessment of the future product fees payable. Any changes are reflected in the provision balance and offset against developer construction revenue in that period.

b. Provision for Employee Benefits

Provision for employee benefits represents amounts accrued for annual leave and long service leave.

The current portion for this provision includes the total amount accrued for annual leave entitlements and the amounts accrued for long service leave entitlements that have vested due to employees having completed the required period of service. Based on past experience, the Group does not expect the full amount of annual leave or long service leave balances classified as current liabilities to be settled within the next 12 months.

Notes to the Consolidated Financial Statements

For the year ended 30 June 2020

NOTE 20: PROVISIONS (CONTINUED)

However, these amounts must be classified as current liabilities since the Group does not have an unconditional right to defer the settlement of these amounts in the event employees wish to use their leave entitlement.

The non-current portion for this provision includes amounts accrued for long service leave entitlements that have not yet vested in relation to those employees who have not yet completed the required period of service.

In calculating the present value of future cash flows in respect of long service leave, the probability of long service leave being taken is based on historical data. The measurement and recognition criteria relating to employee benefits have been discussed in Note 1(xvii).

Note 21: ISSUED CAPITAL

(a) Issued Capital

Consolidated Group

2020
\$000

2019
\$000

21,973 8,606

21,973 8,606

Number of shares (000's)

Consolidated Group

104,075 3,242

104,075 3,242

Movement in issued capital

Date	Details	No. of Shares	\$000
1 July 2018	Opening balance	3,242,354	8,049
	Payment made for partially paid shares	-	557
30 June 2019	Closing balance	3,242,354	8,606

Date	Details	No. of Shares	\$000
1 July 2019	Opening balance	3,242,354	8,606
14 July 2019	Additional shares following share subdivision	93,758,632	-
14 July 2019	Revised balance following share subdivision	97,000,986	8,606
22 August 2019	Shares issued – IPO (i)	7,040,000	14,080
22 August 2019	Shares issued – Employee share scheme (ii)	34,000	68
22 August 2019	Shares issue costs – net of tax	-	(781)
30 June 2020	Closing balance	104,074,986	21,973

- i) The Company issued 7,040,000 new ordinary shares to the market at a price of \$2.00.
- ii) The company issued 34,000 shares to eligible employees of the company for nil consideration as part of an employee share scheme (refer to section 21(d) below).

Notes to the Consolidated Financial Statements

For the year ended 30 June 2020

NOTE 21: ISSUED CAPITAL (CONTINUED)

(b) Shares held by employee share plans

The number of shares issued as part of employee share plans was 254,336 (2019: nil). Of these, 34,000 shares have been issued and recorded against share capital. The balance of 220,336 represents performance rights that have been granted but are not yet vested. During the period 1,500 issued shares became unrestricted and as at 30 June 2020, the number of shares in employee share plans was 252,836.

The fair value of equity instruments issued is measured at grant date and are recorded in Reserves under Statement of Changes in Equity.

The Group has a number of employee share plans that are available to executives and employees as part of their remuneration packages. This note summarises the employee share plans and the key events in the share-based payment arrangements during the financial year.

During the year, the Group has granted the following types of equity instruments as part of its equity-settled plans:

- Restricted shares
- Performance rights

Restricted shares are OptiComm shares that are subject to a restriction period.

Performance Rights are rights to OptiComm shares subject to the satisfaction of certain performance measures and service conditions over a defined performance period.

A summary of the key terms of these is presented in the tables below.

This table provides a summary of the restricted shares that were outstanding at any time during the financial period:

Plan	Financial Year Granted	Restriction Period	Number of restricted shares allocated and outstanding at 30 June 2020
Employee Share Plan restricted shares	FY2020	3 years from the actual allocation date, unless employment ceases at which time they become unrestricted	32,500*

* Subsequent to issue, 1,500 shares have become unrestricted.

Notes to the Consolidated Financial Statements

For the year ended 30 June 2020

NOTE 21: ISSUED CAPITAL (CONTINUED)

This table provides a summary of the performance rights that existed at any time during the financial period:

Plan	Financial Year Granted	Date of testing against performance hurdles	Performance Hurdles	Subsequent restriction period once the performance rights have vested	Number of performance rights allocated and outstanding at 30 June 2020
Executive Long-term incentive (LTI) performance rights	FY2020	21-Aug-22	Service – must remain employed at test date; and Performance – Total Shareholder Return measured over the performance period on a CAGR basis to meet or exceed defined hurdle rates	N/A	220,336

(c) Movement in Reserves – share-based payments reserves

The Company issued 196,154 partly paid shares to 5 members of the Senior Management Team (SMT) in FY2015. The shares were valued at market at the time of issue and were partly paid to 10%. The Group issued a fully franked dividend of \$1.25 per share on 15th June 2017. For the SMT shareholders, part of the dividend was withheld and used to pay a further instalment on the shares previously issued (the remainder of the dividend balance was paid in cash). These shares and dividends reflect amounts prior to the IPO share a. odivision.

The accounting treatment of these transactions has been accounted for in accordance with “AASB 2 Share-Based Payments” as the transactions effectively represent an option plan. In accordance with AASB 2, the value of the embedded option in the partly paid shares has been expensed and a Share Based Payment reserve created at the time the shares were issued.

The remaining balance of the partially paid shares has been paid from the FY2019 Dividend payments and b. o related Share-based Payment reserve of \$81,208 has been transferred to issued capital.

This reserve in the table below represents changes in fair value of equity instrument recorded through the operating statement.

Date	Details	\$
1 July 2018	Opening Balance	81,208
30 June 2019	Transfer of reserves to share capital	(81,208)
30 June 2019	Closing Balance	-
Date	Details	\$
1 July 2019	Opening Balance	-
28 November 2019	Fair value of LTI Performance Rights granted	270,000
30 June 2020	Closing Balance	270,000

Notes to the Consolidated Financial Statements

For the year ended 30 June 2020

NOTE 21: ISSUED CAPITAL (CONTINUED)

(d) Description of share-based payment arrangements

Employee share plan (ESP) restricted shares

Restricted shares under the ESP were allocated to certain eligible employees at nil consideration (the Directors and CEO were excluded from the ESP) during the reporting period. The restricted shares are held in trust on behalf of the employees until the restriction period ends. The shares are released from trust on the earlier of three years from the date of allocation or the date on which the participating employee ceases employment. Although the shares are held in trust, the employees retain beneficial interest in these shares until the end of the restriction period. There are no performance hurdles for these restricted shares.

Performance Rights (equity settled)

Performance rights were allocated to eligible executives during the reporting period. Vesting criteria consists of tenure (must remain employed at the end of the 3 years test period) and the Group's Total Shareholder Return (TSR) (measured on a CAGR basis over 3 years) exceeding an absolute benchmark. This is as follows:

TSR performance hurdle – CAGR of OptiComm TSR (over 3 years)	% of Performance rights allocation which may be exercised
Less than 7.5%	0%
>7.5% and <10%	50% allocation at 7.5% and increasing by a straight line scale to 75% at 10%
>=10% and <12.5%	75% allocation at 10% and increasing by a straight line scale to 100% at 12.5%
>=12.5%	100% allocation

If the TSR measure is not satisfied, all the applicable performance rights in the relevant tranche will lapse. In respect of the performance rights, an executive has no legal or beneficial interest in the underlying shares, no entitlement to receive dividends from the shares and no voting rights in relation to the shares until such time as the performance rights vest.

Recognition and Measurement

For each of the equity settled share plans the Group measures the fair value of the equity instrument at grant date and recognise the expense over the relevant vesting period in the Profit and Loss Statement with a corresponding increase in equity. The expense is adjusted to reflect actual and expected levels of vesting. The fair values of our equity instruments are calculated by taking account the terms and conditions of the individual plan. This is set out below:

Equity Instrument	Fair Value approach	Expense recognised in the year
Restricted shares	Market value of OptiComm shares at grant date.	\$68,000
Performance Rights	Monte Carlo valuation	\$270,000 (representing the component of the full expense relating to the reporting period)

Notes to the Consolidated Financial Statements

For the year ended 30 June 2020

NOTE 21: ISSUED CAPITAL (CONTINUED)

The following table lists the inputs to the models used for the valuation of the equity instruments.

	Performance rights
Measurement date	28 Nov 2019
Share Price	\$4.10
Risk Free rate	0.62%
Dividend (\$/year)	\$0.076
Expected life in years	2.75
Expected Stock volatility ¹	45%
Fair Value	\$3.42

¹ Volatility has been based on historical volatility since IPO measured at a number of dates.

Capital risk management

The Board's policy is to maintain a strong capital base as to maintain investor, creditor and market confidence and to sustain future development of the business. Capital consists of ordinary shares and retained earnings of the Group. The Board of Directors monitors the return on capital as well as considers the potential of future dividends to ordinary shareholders.

Management controls the capital of the Group in order to maintain a sustainable debt to equity ratio, generate long-term shareholder value and ensure that the Group can fund its operations and continue as a going concern.

The Group's debt and capital include ordinary share capital, and financial liabilities, supported by financial assets.

The Group is not subject to any externally imposed capital requirements.

Management effectively manages the Group's capital by assessing the Group's financial risks and adjusting its capital structure in response to changes in these risks and in the market. These responses include the management of debt levels, distributions to shareholders and share issues.

There have been no changes in the strategy adopted by management to control the capital of the Group since the prior year.

NOTE 22: CONTINGENT LIABILITIES AND CONTINGENT ASSETS

Consolidated Group

2020	2019
\$000	\$000

Contingent Liabilities

Estimates of the potential financial effect of contingent liabilities that may become payable:

Bank Performance Guarantee Liability	964	1,032
--------------------------------------	-----	-------

Secured contingent liabilities in respect of bank performance guarantee indemnities. This facility represents a warranty in favour of certain clients and property lessors. The Group has a \$2,000,000 bank guarantee which is secured by way of a floating charge over the Group's assets.

There are no other significant contingent liabilities or contingent assets.

Notes to the Consolidated Financial Statements

For the year ended 30 June 2020

NOTE 23: OPERATING SEGMENTS

General Information

Identification of reportable segments

The Group has identified its operating segments based on the internal reports that are reviewed and used by the Board of Directors (chief operating decision makers) in assessing performance and determining the allocation of resources.

Reportable segments disclosed are based on aggregating operating segments where the segments are considered to have similar economic characteristics.

Types of products and services by segment

(i) *Construction*

This segment involves designing and building fibre to the premise telecommunications networks in residential apartment buildings, broadacre estates and commercial premises, including connection of dwellings to the network.

(ii) *Networks*

The networks segment covers maintenance and operation of fibre to the premises telecommunications networks, providing services to retail services providers, developers and other customers.

Basis of accounting for purposes of reporting by operating segments

a. **Accounting policies adopted**

Unless stated otherwise, all amounts reported to the Board of Directors, being the chief operating decision makers with respect to operating segments, are determined in accordance with accounting policies that are consistent with those adopted in the annual financial statements of the Group.

b. **Adjustments**

The following items of revenue, expenses, assets and liabilities are not allocated to operating segments as they are not considered part of the core operations of any segment:

- impairment of assets and other non-recurring items of revenue or expense;
- income tax expense;
- deferred tax assets and liabilities;
- current tax liabilities;
- other financial liabilities;
- intangible assets;
- some corporate costs.

Notes to the Consolidated Financial Statements

For the year ended 30 June 2020

NOTE 23: OPERATING SEGMENTS (CONTINUED)

c. Segment Performance information

	2020	2019
	\$000	\$000
Revenue		
Network Operations	44,703	33,062
Construction and connections	28,337	29,197
Total Revenue	<u>73,040</u>	<u>62,259</u>
EBITDA		
Network operations	30,648	19,891
Construction and connections	(3,982)	782
Segment EBITDA	<u>26,666</u>	<u>20,673</u>
Reconciliation to Group EBITDA		
Costs of construction capitalised	13,084	13,792
Corporate and other ¹	(2,184)	(644)
Total reconciling items	<u>10,900</u>	<u>13,148</u>
Total EBITDA	<u>37,566</u>	<u>33,821</u>
Reconciliation to Group NPBT		
Depreciation and amortisation	(6,364)	(4,878)
Other income	136	137
Finance costs	(611)	(353)
Total Net profit before tax	<u>30,727</u>	<u>28,727</u>

¹ The increase in corporate and other costs in the current reporting period relates to one-off costs associated with the IPO and merger and acquisition activities.

Revenue by geographical region

Revenue, including revenue from discontinued operations, attributable to external customers is disclosed below, based on the location of the external customer:

	2020	2019
	\$000	\$000
Australia	73,040	62,259
Total revenue	<u>73,040</u>	<u>62,259</u>

Of the total revenue, 34% (2019: 34%) is represented by the combined revenue of three retail service providers. Revenue from these customers is disclosed in the network segment.

Notes to the Consolidated Financial Statements

For the year ended 30 June 2020

NOTE 24: CASH FLOW INFORMATION

	Consolidated Group	
	2020	2019
	\$000	\$000
Reconciliation of Cash Flows from Operating Activities with Profit after Income Tax		
Profit after income tax	21,489	20,113
Cash flows excluded from profit attributable to operating activities:		
Non-cash flows in profit:		
– amortisation	172	80
– depreciation	6,192	4,798
– Loss disposal / write-off of fixed assets	9	60
– provisions	(2,309)	925
Changes in assets and liabilities,		
– (Increase)/decrease in trade and other receivables	(265)	(2,043)
– (Increase)/decrease in inventories	604	(585)
– (Increase)/decrease in prepayments	(70)	(146)
– Increase/(decrease) in trade and other payables	3,464	848
– Increase/(decrease) in current tax liability	(1,838)	2,244
– (Increase)/decrease in non-current assets	45	-
– Increase/(decrease) in deferred tax asset	(800)	-
– Increase/(decrease) in deferred tax liability	(247)	(386)
– Increase/(decrease) in contract liability	(1,507)	1,364
– Increase/(decrease) in provisions	1,180	578
Cash flows from operating activities	26,119	27,850

NOTE 25: EVENTS AFTER THE REPORTING PERIOD

The Directors are not aware of any other matter or circumstance that has arisen since the end of the reporting period that, in their opinion, has significantly affected or may affect the Group in future years.

NOTE 26: RELATED PARTY TRANSACTIONS

a. Related Parties

The Group's main related parties are as follows:

(i) *Entities exercising control over the Group:*

The ultimate parent entity that exercises control over the Group is OptiComm Ltd, which is incorporated in Australia.

(ii) *Key management personnel:*

Any person(s) having authority and responsibility for planning, directing and controlling the activities of the entity, directly or indirectly, including any director (whether executive or otherwise) of that entity, are considered key management personnel.

Notes to the Consolidated Financial Statements

For the year ended 30 June 2020

NOTE 26: RELATED PARTY TRANSACTIONS (CONTINUED)

b. Transactions with Related Parties

Transactions between related parties are on normal commercial terms and conditions no more favourable than those available to other parties unless otherwise stated.

The following transactions occurred with related parties:

- Madison Technologies: (A company, controlled by David Redfern, a director)
- Pitcher Partners: (Kenneth Ogden, a director, is a former partner of Pitcher Partners)
- Pon Project Services Pty Ltd: (Paul Cross, a director, is a shareholder)

	Consolidated Group	
	2020	2019
	\$	\$
(i) <i>Other related parties:</i>		
Madison Technologies	72,716	2,850
Pitcher Partners	216,260	199,549
Pon Project Services Pty Ltd	1,332,818	4,117,029
	<u>1,621,794</u>	<u>4,319,428</u>

NOTE 27: INTERESTS IN SUBSIDIARIES

The subsidiary listed below has share capital consisting solely of ordinary shares or which are held directly by the Group. The proportion of ownership interests held equals the voting rights held by the Group.

Name of subsidiary	Principal place of business	Ownership interest held by the group		Proportion of non-controlling interests	
		2020	2019	2020	2019
		%	%	%	%
OptiComm Integration Pty Ltd	Level 1, 22 Salmon Street, Port Melbourne, VIC, 3207	100	100	-	-

Note 28: FINANCIAL RISK MANAGEMENT

	Note	Consolidated Group	
		2020	2019
		\$'000	\$'000
Financial assets			
Financial assets at amortised cost			
- cash and cash equivalents	10	20,883	9,655
- trade and other receivables	11	10,156	9,892
Total financial assets		<u>31,039</u>	<u>19,547</u>
Financial liabilities			
Financial liabilities at amortised cost:			
- trade and other payables	16	11,739	8,276
- borrowings	18	2,003	6
Total financial liabilities		<u>13,742</u>	<u>8,282</u>

Notes to the Consolidated Financial Statements

For the year ended 30 June 2020

Note 28: FINANCIAL RISK MANAGEMENT (CONTINUED)

It is the responsibility of the Board of Directors for, among others, to monitor and manage financial risk exposures of the Group. There have been no substantial changes in the types of risks the Group is exposed to, how these risks arise, or the Board's objectives, policies and processes for managing or measuring the risks from the previous period.

Liquidity Risk

Liquidity risk arises from the possibility that the Group might encounter difficulty in settling its debts or otherwise meeting its obligations related to financial liabilities. The Group manages this risk through the following mechanisms:

- preparing forward-looking cash flow analyses in relation to its operating, investing and financing activities;
- obtaining funding from a variety of sources;
- maintaining a reputable credit profile;
- managing credit risk related to financial assets; and
- only investing surplus cash with major financial institutions.

Market Risk

Interest rate risk

Exposure to interest rate risk arises on financial assets and financial liabilities recognised at the end of the reporting period whereby a future change in interest rates will affect future cash flows or the fair value of fixed rate financial instruments.

The financial instruments that primarily expose the Group to interest rate risk are borrowings, and cash and cash equivalents.

NOTE 29: FAIR VALUE MEASUREMENTS

The Group measures and recognises the customer refund liability at fair value on a recurring basis after initial recognition. The Group has no assets valued at fair value.

Fair Value Hierarchy

AASB 13: Fair Value Measurement requires the disclosure of fair value information by level of the fair value hierarchy, which categorises fair value measurements into one of three possible levels based on the lowest level that an input that is significant to the measurement can be categorised into as follows:

- Level 1: Measurements based on quoted prices (unadjusted) in active markets for identical assets or liabilities that the entity can access at the measurement date.
- Level 2: Measurements based on inputs other than quoted prices included in Level 1 that are observable for the asset or liability, either directly or indirectly.
- Level 3: Measurements based on unobservable inputs for the asset or liability.

Level 2 has been applied to the customer refund liability.

The valuation technique

The Group selects a valuation technique that is appropriate in the circumstances and for which sufficient data is available to measure fair value. The availability of sufficient and relevant data primarily depends on the specific characteristics of the asset or liability being measured.

- Market approach uses prices and other relevant information generated by market transactions for identical or similar assets or liabilities.
- Income approach converts estimated future cash flows or income and expenses into a single discounted present value.
- Cost approach reflects the current replacement cost of an asset at its current service capacity.

The income approach has been used to value the customer refund liability.

The carrying values of assets and liabilities approximate their fair values.

Notes to the Consolidated Financial Statements

For the year ended 30 June 2020

NOTE 29: FAIR VALUE MEASUREMENTS (CONTINUED)

The customer refund liability is based on the net present value of future amounts payable to developers with whom the Group has a relevant agreement. The amounts payable are based on estimated future active services in the developers estates multiplied by a product fee (determined by reference to a benchmark ARPU - average revenue per user) and applying an appropriate discount rate. These variables used are regarded as observable inputs.

NOTE 30: IMPACT OF COVID-19 ON THE BUSINESS

The COVID-19 pandemic has not had any material impact on the FY20 results. In relation to network wholesale revenue, increased network traffic has generated a higher wholesale charge which has been mostly returned to RSP's by way of a rebate (similar to the arrangements in place for the NBN Co). In relation to construction in this period, it was largely committed and construction activity has therefore remained relatively stable.

The COVID-19 pandemic continues to evolve and OptiComm considers it reasonably likely that its business will be affected in other ways in the future. The growth and performance of OptiComm will be influenced by the overall housing market and general economic conditions in Australia, which are, by their nature, cyclical and subject to change. In particular, a severe and prolonged market disruption, such as may be caused by the COVID-19 pandemic and its impact on the Australian economy, immigration levels and new housing developments may result in cancellation or deferral of housing projects that may adversely affect OptiComm's financial performance.

Another potential impact is that if developers delay or extend construction timelines, experience financial difficulties or there is a slowdown in new lot connections. This risk is partly mitigated due to the fact recurring revenue makes up the largest component of OptiComm's revenue, although if construction and connections were to significantly slow down, this would impact the growth of recurring revenue via less new activations. There is also a risk that some of the operations of OptiComm may be interrupted by government enforced restrictions (such as lockdowns) or other COVID related health concerns.

NOTE 31: COMPANY DETAILS

The registered office of the Group is:

OptiComm Ltd
Level 1, 22 Salmon street,
Port Melbourne, VIC, 3207

The principal places of business are:

OptiComm Ltd
Level 1, 22 Salmon street,
Port Melbourne, VIC, 3207

Directors' Declaration

For the year ended 30 June 2020

In accordance with a resolution of the directors of OptiComm Ltd, the directors of the Group declare that:

1. the financial statements and notes, as set out on pages 33 to 68, are in accordance with the *Corporations Act 2001* and:
 - a. comply with Australian Accounting Standards, which, as stated in accounting policy Note 1 to the financial statements, constitutes compliance with International Financial Reporting Standards; and
 - b. give a true and fair view of the financial position as at 30 June 2020, and of the performance for the year ended on that date of the consolidated group;
2. in the directors' opinion there are reasonable grounds to believe that the Group will be able to pay its debts as and when they become due and payable; and
3. the directors have been given the declarations required by s 295A of the *Corporations Act 2001* from the Chief Executive Officer and Chief Financial Officer.

At the date of this declaration, there are reasonable grounds to believe that the companies which are party to this deed of cross guarantee will be able to meet any obligations or liabilities to which they are, or may become, subject to by virtue of the deed.



Director

Allan Brackin

Dated this 19 day of August 2020

Independent Auditor's Report

For the year ended 30 June 2020



Tel: +61 7 3237 5999
Fax: +61 7 3221 9227
www.bdo.com.au

Level 10, 12 Creek St
Brisbane QLD 4000
GPO Box 457 Brisbane QLD 4001
Australia

INDEPENDENT AUDITOR'S REPORT

To the members of OptiComm Limited

Report on the Audit of the Financial Report

Opinion

We have audited the financial report of OptiComm Limited (the Company) and its subsidiary (the Group), which comprises the consolidated statement of financial position as at 30 June 2020, the consolidated statement of profit or loss, the consolidated statement of changes in equity and the consolidated statement of cash flows for the year then ended, and notes to the financial report, including a summary of significant accounting policies and the directors' declaration.

In our opinion the accompanying financial report of the Group, is in accordance with the *Corporations Act 2001*, including:

- (i) Giving a true and fair view of the Group's financial position as at 30 June 2020 and of its financial performance for the year ended on that date; and
- (ii) Complying with Australian Accounting Standards and the *Corporations Regulations 2001*.

Basis for opinion

We conducted our audit in accordance with Australian Auditing Standards. Our responsibilities under those standards are further described in the *Auditor's responsibilities for the audit of the Financial Report* section of our report. We are independent of the Group in accordance with the *Corporations Act 2001* and the ethical requirements of the Accounting Professional and Ethical Standards Board's APES 110 *Code of Ethics for Professional Accountants (including Independence Standards)* (the Code) that are relevant to our audit of the financial report in Australia. We have also fulfilled our other ethical responsibilities in accordance with the Code.

We confirm that the independence declaration required by the *Corporations Act 2001*, which has been given to the directors of the Company, would be in the same terms if given to the directors as at the time of this auditor's report.

We believe that the audit evidence we have obtained is sufficient and appropriate to provide a basis for our opinion.

Key audit matters

Key audit matters are those matters that, in our professional judgement, were of most significance in our audit of the financial report of the current period. These matters were addressed in the context of our audit of the financial report as a whole, and in forming our opinion thereon, and we do not provide a separate opinion on these matters.

BDO Audit Pty Ltd ABN 33 134 022 870 is a member of a national association of independent entities which are all members of BDO Australia Ltd ABN 77 050 110 275, an Australian company limited by guarantee. BDO Audit Pty Ltd and BDO Australia Ltd are members of BDO International Ltd, a UK company limited by guarantee, and form part of the international BDO network of independent member firms. Liability limited by a scheme approved under Professional Standards Legislation.

Independent Auditor's Report (continued)

For the year ended 30 June 2020



Revenue Recognition of Developer Contributions

<i>Key audit matter</i>	<i>How the matter was addressed in our audit</i>
<p>The Group receives a significant amount of construction revenue in the form of Developer Contributions. With the implementation of AASB 15 <i>Revenue from Contracts with Customers</i>, there was significant judgement involved in determining if these Developer Contributions should be recognised at a “point in time” or “overtime”.</p>	<p>Our audit procedures included the following:</p> <ul style="list-style-type: none"> • Obtained management’s revenue recognition policy and reviewed it to ensure it remains in line with AASB 15 <i>Revenue from Contracts with Customers</i> and is applied accordingly, including new contracts entered into; • We inquired and confirmed that there were no further updates or significant changes to the interpretation of the standard or evolving divergent views on recognition of the Developer Contributions; and • Performed substantive audit tests to ensure that Developer Contributions have been recognised and accounted for in line with the revenue recognition policy.

Useful lives of Network Infrastructure

<i>Key audit matter</i>	<i>How the matter was addressed in our audit</i>
<p>There are a number of areas where judgement impacts the carrying value of the Network Infrastructure included in property, plant and equipment and their respective depreciation and amortisation profiles, as disclosed in Notes 1 (ii), 1 (xi) and 13 of the financial statements. These areas of judgement include:</p> <ul style="list-style-type: none"> • The decision to capitalise or expense costs; and • The determination of the Network Infrastructure’s useful lives <p>Changes in these judgement can have a significant impact on the results of the Group. Accordingly, this was regarded a key audit matter.</p>	<p>Our audit procedures included the following:</p> <ul style="list-style-type: none"> • Evaluated the appropriateness of capitalisation policies; • Selected a sample of costs capitalised during the year to determine whether capitalisation was appropriate; • Assessed internal and external factors of impairment; • Compared the stream of network revenue for a sample of larger completed estates to the book value of the Network Infrastructure; and • A detailed review of management’s assessment of useful lives of assets.

BDO Audit Pty Ltd ABN 33 134 022 870 is a member of a national association of independent entities which are all members of BDO Australia Ltd ABN 77 050 110 275, an Australian company limited by guarantee. BDO Audit Pty Ltd and BDO Australia Ltd are members of BDO International Ltd, a UK company limited by guarantee, and form part of the international BDO network of independent member firms. Liability limited by a scheme approved under Professional Standards Legislation.

Independent Auditor's Report (continued)

For the year ended 30 June 2020



Customer Refund Liability

Key audit matter	How the matter was addressed in our audit
<p>Future product fees are payable by the Group to specific Developers in exchange for preferred supplier treatment and associated new work arising. Under AASB 15 <i>Revenue from Contracts with Customers</i>, a future obligation should be recognised to account for the economic outflow which offsets against future construction revenue. The Group's accounting policy on the Customer Refund Liability is included under Notes 1 (ii) and Note 20 of the financial statements. There are significant estimates and assumptions used in calculating this material provision and therefore, it is a key audit matter.</p>	<p>We reviewed the Group's calculation of the Customer Refund Liability for completeness and accuracy in line with the Group's contracts with customers and assessed the appropriateness of the key assumptions used, which includes:</p> <ul style="list-style-type: none"> • The remaining period of the liability for the current lots signed under their agreement with the developer (active connections); • The indexation of the base rates of service fee payable per connection for the remaining period; • The estimated number of new lots per estate; and • The interest rate and discount rates applied.

Other information

The directors are responsible for the other information. The other information comprises the information in the Group's annual report for the year ended 30 June 2020, but does not include the financial report and the auditor's report thereon.

Our opinion on the financial report does not cover the other information and we do not express any form of assurance conclusion thereon.

In connection with our audit of the financial report, our responsibility is to read the other information and, in doing so, consider whether the other information is materially inconsistent with the financial report or our knowledge obtained in the audit or otherwise appears to be materially misstated.

If, based on the work we have performed, we conclude that there is a material misstatement of this other information, we are required to report that fact. We have nothing to report in this regard.

Responsibilities of the directors for the Financial Report

The directors of the Company are responsible for the preparation of the financial report that gives a true and fair view in accordance with Australian Accounting Standards and the *Corporations Act 2001* and for such internal control as the directors determine is necessary to enable the preparation of the financial report that gives a true and fair view and is free from material misstatement, whether due to fraud or error.

In preparing the financial report, the directors are responsible for assessing the ability of the group to continue as a going concern, disclosing, as applicable, matters related to going concern and using the going concern basis of accounting unless the directors either intend to liquidate the Group or to cease operations, or has no realistic alternative but to do so.

BDO Audit Pty Ltd ABN 33 134 022 870 is a member of a national association of independent entities which are all members of BDO Australia Ltd ABN 77 050 110 275, an Australian company limited by guarantee. BDO Audit Pty Ltd and BDO Australia Ltd are members of BDO International Ltd, a UK company limited by guarantee, and form part of the international BDO network of independent member firms. Liability limited by a scheme approved under Professional Standards Legislation.

Independent Auditor's Report (continued)

For the year ended 30 June 2020



Auditor's responsibilities for the audit of the Financial Report

Our objectives are to obtain reasonable assurance about whether the financial report as a whole is free from material misstatement, whether due to fraud or error, and to issue an auditor's report that includes our opinion. Reasonable assurance is a high level of assurance, but is not a guarantee that an audit conducted in accordance with the Australian Auditing Standards will always detect a material misstatement when it exists. Misstatements can arise from fraud or error and are considered material if, individually or in the aggregate, they could reasonably be expected to influence the economic decisions of users taken on the basis of this financial report.

A further description of our responsibilities for the audit of the financial report is located at the Auditing and Assurance Standards Board website (<http://www.auasb.gov.au/Home.aspx>) at:

https://www.auasb.gov.au/admin/file/content102/c3/ar1_2020.pdf

This description forms part of our auditor's report.

Report on the Remuneration Report

Opinion on the Remuneration Report

We have audited the Remuneration Report included in pages 24 to 30 of the directors' report for the year ended 30 June 2020.

In our opinion, the Remuneration Report of OptiComm Limited, for the year ended 30 June 2020, complies with section 300A of the *Corporations Act 2001*.

Responsibilities

The directors of the Company are responsible for the preparation and presentation of the Remuneration Report in accordance with section 300A of the *Corporations Act 2001*. Our responsibility is to express an opinion on the Remuneration Report, based on our audit conducted in accordance with Australian Auditing Standards.

BDO Audit Pty Ltd

A handwritten signature in black ink, appearing to read 'Cameron Henry', written over a faint BDO logo.

Cameron Henry
Director

Brisbane, 19 August 2020

Shareholder Information

ASX Additional Shareholder Information

Additional information required by the ASX Listing Rules and not disclosed elsewhere in this report is set out below and was applicable as at 18 September 2020 (unless otherwise indicated).

Number of security holders and securities on issue

The Company has the following securities on issue:

- 104,074,986 quoted fully paid ordinary shares held by 1,135 shareholders;
- 220,336 unquoted performance rights held by 7 performance rights holders.

Distribution of equity securities

Ordinary shares

Analysis of number of quoted ordinary shares on issue by size of holding:

Range	Securities	%	No. of holders	%
100,001 and Over	99,732,335	95.83	40	3.52
10,001 to 100,000	1,966,171	1.89	80	7.05
5,001 to 10,000	781,118	0.75	101	8.90
1,001 to 5,000	1,373,038	1.32	478	42.11
1 to 1,000	222,324	0.21	436	38.41
Total	104,074,986	100.00	1,135	100.00

Based on the closing share price at 18 September 2020 (\$6.030 per share), there were 40 holders with unmarketable parcels (being parcels with a total share value of less than \$500 based on the closing price) representing a total of 146 shares.

Performance rights

Analysis of number of unquoted performance rights on issue by size of holding:

Range	Securities	%	No. of holders	%
100,001 and Over				
10,001 to 100,000	211,836	96.14	6	85.71
5,001 to 10,000	8,500	3.86	1	14.29
1,001 to 5,000				
1 to 1,000				
Total	220,336	100.00	7	100.00

Equity Security Holders

Twenty largest quoted equity security holders

The names of the twenty largest security holders of quoted ASX equity securities are listed below:

Name	Holding	%IC
OPNET PTY LTD	18,250,570	17.54
ASOON HOLDINGS PTY LTD	9,283,798	8.92
NATIONAL NOMINEES LIMITED	6,402,706	6.15
DIAMANTINA SUPERANNUATION PTY LTD	5,868,399	5.64
HSBC CUSTODY NOMINEES (AUSTRALIA) LIMITED – A/C 2	5,700,146	5.48
UNITI GROUP LIMITED	5,659,833	5.44
BNP PARIBAS NOMS PTY LTD	5,050,604	4.85
J P MORGAN NOMINEES AUSTRALIA PTY LIMITED	4,431,330	4.26
TJMJ CROSS HOLDINGS PTY LTD	3,978,760	3.82
HATT PERTH PTY LTD	3,521,069	3.38
HILL-SMITH HOLDINGS PTY LTD	2,934,211	2.82

Shareholder Information (continued)

Name	Holding	%IC
MARTIN STOCKLEY	2,640,783	2.54
HSBC CUSTODY NOMINEES (AUSTRALIA) LIMITED	2,610,618	2.51
BRETTON PTY LTD	2,500,000	2.40
CITICORP NOMINEES PTY LIMITED	2,358,735	2.27
SKUA INVESTMENTS PTY LTD	2,234,211	2.15
ALLAN BRACKIN RETIREMENT FUND PTY LTD	1,760,521	1.69
ELIZABETH ADRIANA POTTS	1,540,521	1.48
LINDA KATHRYN GORRY	1,467,118	1.41
GEOFFREY WILLIAM ALDRIDGE	1,467,067	1.41
Total	89,661,000	86.15
Balance of register	14,413,986	13.85
Grand total	104,074,986	100.00

Securities subject to voluntary escrow

The following securities are subject to voluntary escrow arrangements:

Shares subject to voluntary escrow	Period of restriction
49,411,749	24 months from the date of official quotation of the Company's securities on the ASX

Substantial Holders

Substantial holders in the company (based on the company's register of members and substantial holder notices lodged) are set out below:

Shareholder	As at 18 September 2020	
	Shares	%
Opnet Pty Ltd (and others associated with Mr David Redfern)	25,586,087	24.58
Uniti Group Ltd	20,327,619	19.53
Asoon Holdings Pty Ltd (and others associated with Mr Paul Cross)	9,283,798	8.92
OptiComm Ltd (<i>relevant interest held due to voluntary escrow arrangements</i>)	49,411,749	47.48

A substantial holder is a shareholder who either alone or together with their associates has an interest in 5% or more of the voting shares of the Company.

Voting Rights

The voting rights attached to the Company's issued equity securities are set out below.

Ordinary Shares including shares subject to voluntary escrow arrangements

On a show of hands every member present at a meeting in person or by proxy shall have one vote and upon a poll each share shall have one vote.

Performance rights

There are no voting rights attached to the performance rights.

On market buy back

There is no current on market buy back.

Corporate Governance

ASX listed entities are required to disclose the extent to which the company has followed the best practice recommendations set by the ASX Corporate Governance Council during the reporting period. This information may be accessed via OptiComm's website at the following address:

<https://investors.opticomm.net.au/Investor-Centre/?page=asx-announcements>.

Corporate directory

Company

OptiComm Ltd

Head office

Level 1, 22 Salmon Street
Port Melbourne VIC 3207

Registered office

Level 1, 22 Salmon Street
Port Melbourne VIC 3207
www.opticomm.net.au

Directors

Allan Brackin (Chair)
Paul Cross
David Redfern
Kenneth Ogden
Greg Adcock
Jennifer Douglas

Company Secretary

John Phillips

Share Registry

Link Market Services Limited
Tower 4, 727 Collins Street
Melbourne VIC 3008
www.linkmarketservices.com.au

Auditor

BDO Audit Pty Ltd
Level 10, 12 Creek Street
Brisbane QLD 4000
www.bdo.com.au

Notice of annual general meeting

The proposed acquisition of OptiComm by Uniti Group Limited by way of a scheme of arrangement (Scheme) is scheduled to be implemented by 30 October 2020 with a proposed de-listing date of 2 November 2020. Accordingly an Annual General Meeting is not yet scheduled, however a tentative date of 30 November 2020 has been set aside in the event the Scheme does not proceed.

Stock Exchange Listing

OptiComm Limited shares are listed on the Australian Stock Exchange (ASX code: OPC).

Website

www.opticomm.net.au

Corporate Governance Statement

<https://www.opticomm.net.au/corporate/corporate-governance>





