



Targeting the Pilbara's next gold discovery

TERRY TOPPING – EXECUTIVE CHAIRMAN
RRS Investor Presentation – November 2020

KAIROS
MINERALS

Disclaimer

The information contained in this confidential document ("Presentation") has been prepared by Kairos Minerals Limited (the "Company"). It has not been fully verified and is subject to material updating, revision and further amendment.

While the information contained herein has been prepared in good faith, neither the Company nor any of its shareholders, directors, officers, agents, employees or advisers give, have given or have authority to give, any representations or warranties (express or implied) as to, or in relation to, the accuracy, reliability or completeness of the information in this Presentation, or any revision thereof, or of any other written or oral information made or to be made available to any interested party or its advisers (all such information being referred to as "Information") and liability therefore is expressly disclaimed. Accordingly, neither the Company nor any of its shareholders, directors, officers, agents, employees or advisers take any responsibility for, or will accept any liability whether direct or in-direct, express or implied, contractual, tortious, statutory or otherwise, in respect of, the accuracy or completeness of the Information or for any of the opinions contained herein or for any errors, omissions or misstatements or for any loss, howsoever arising, from the use of this Presentation.

Neither the issue of this Presentation nor any part of its contents is to be taken as any form of commitment on the part of the Company to proceed with any transaction and the right is reserved to terminate any discussions or negotiations with any prospective investors. In no circumstances will the Company be responsible for any costs, losses or expenses incurred in connection with any appraisal or investigation of the Company. In furnishing this Presentation, the Company does not undertake or agree to any obligation to provide the recipient with access to any additional information or to update this Presentation or to correct any inaccuracies in, or omissions from, this Presentation which may become apparent.

This Presentation should not be considered as the giving of investment advice by the Company or any of its shareholders, directors, officers, agents, employees or advisers. Each party to whom this Presentation is made available must make its own independent assessment of the Company after making such investigations and taking such advice as may be deemed necessary. In particular, any estimates or projections or opinions contained herein necessarily involve significant elements of subjective judgment, analysis and assumptions and each recipient should satisfy itself in relation to such matters.

Neither this Presentation nor any copy of it may be (a) taken or transmitted into the United Kingdom, Canada, Japan or the United States of America, their territories or possessions; (b) distributed to any U.S. person (as defined in Regulation S under the United States Securities Act of 1933 (as amended)) or (c) distributed to any individual outside Australia, Canada or Japan who is a resident thereof in any such case for the purpose of offer for sale or solicitation or invitation to buy or subscribe any securities or in the context where its distribution may be construed as such offer, solicitation or invitation, in any such case except in compliance with any applicable exemption. The distribution of this document in or to persons subject to other jurisdictions may be restricted by law and persons into whose possession this document comes should inform themselves about, and observe, any such restrictions. Any failure to comply with these restrictions may constitute a violation of the laws of the relevant jurisdiction.

ASX	Shares on Issue	Options on Issue KAI OG	Unlisted Options on Issue	Share Price	Market Cap	12-Month Range	Cash and liquid assets on hand
KAI	1,675M	286M	380M	4.5cps	75M	0.5-9.1c	~\$12.7M *

BOARD OF DIRECTORS


Terry Topping
Executive Chairman

Bruno Seneque
Chief Financial Officer

Neil Hutchison
Non-executive Director

MAJOR SHAREHOLDER

Eric Sprott 10.1%



* 30 Sept 2020

KAIROS MINERALS (ASX:KAI) – Key investment takeaways

- High quality strategic ground position at the epicentre of the expanding Pilbara gold story.
- The Company has remained focussed on gold exploration over the last 3 years in the Pilbara.
- 5,586m RC drilling program completed at Croydon Project.
- RC set to commence at Mount York.
- 873,000oz Au resources with outstanding upside.
- Kangan Project / Skywell Project– new Hemi style intrusive target areas.
- \$US gold price setting new record highs of \$US 1950/oz.
- Market Capitalisation of \$75 million

Investment Overview

▶ Mount York Project

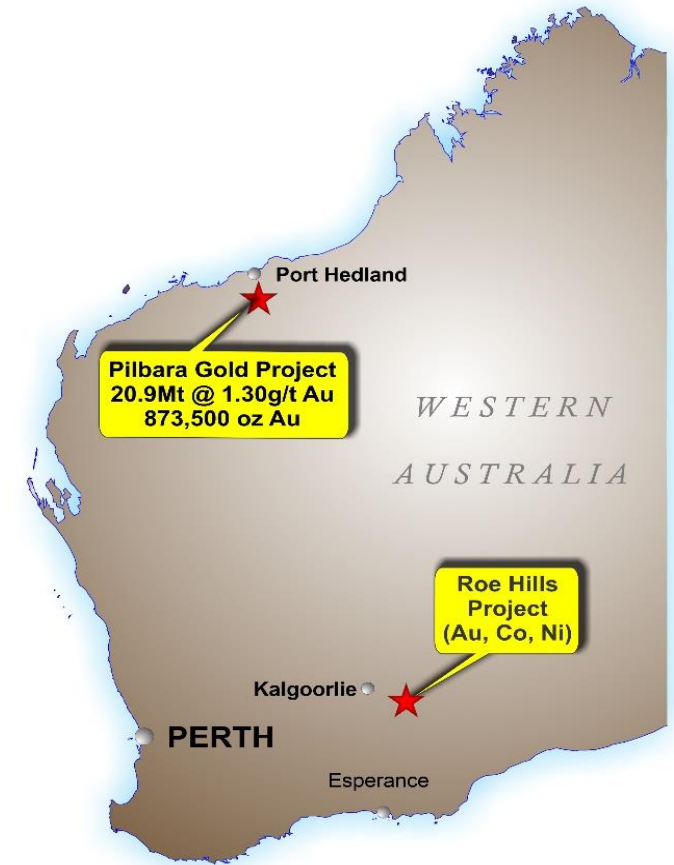
- ▶ *Production history – 125,493oz (1994-1998) at ~A\$350oz*
- ▶ *JORC Upgrade to 873,000oz resource¹ in March 2020*
- ▶ *Outstanding infrastructure in the heart of the Pilbara, WA.*
- ▶ *RC drilling set to commence in the coming weeks*

▶ Pilbara Regional Gold Exploration

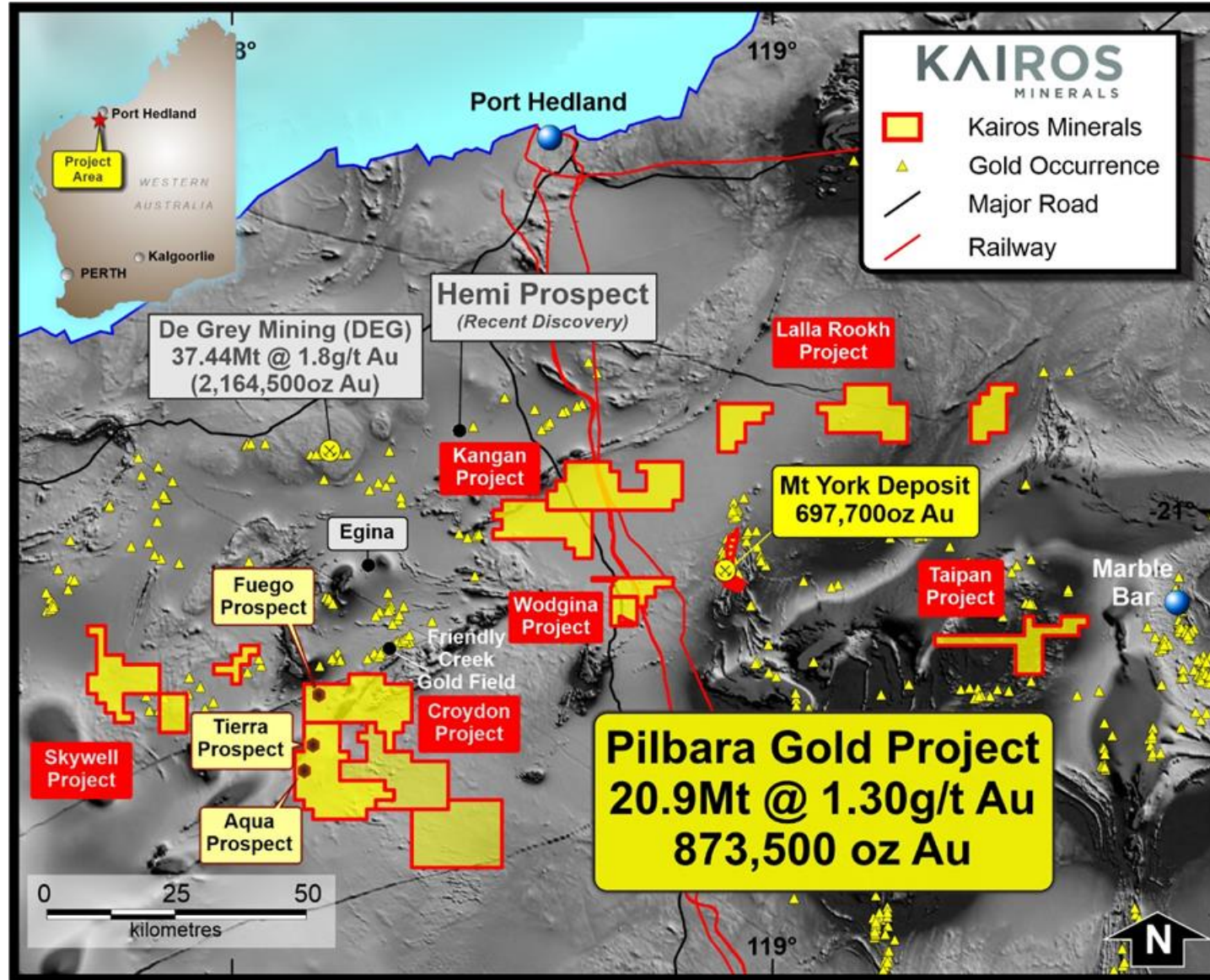
- ▶ *1,547 sq km of tenure at epicentre of Pilbara gold rush*
- ▶ *Fuego Prospect and Tierra Prospect*
 - ▶ *RC Drilling has been completed with 8 of 29 holes assay results received.*
- ▶ *Soil sampling has identified numerous targets for Hemi style intrusion related gold mineralisation.*

▶ Roe Hills Gold

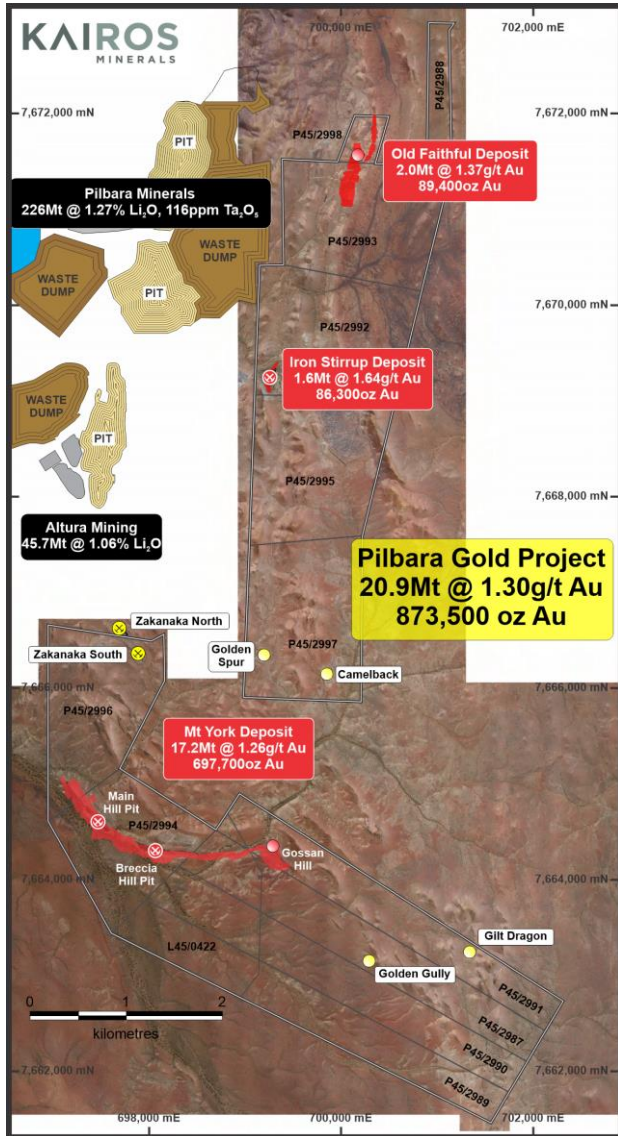
- ▶ *Prospective strike length of +40km – Gold and Nickel*



Pilbara Regional



Pilbara Gold Project – 3 Deposits 873,000 ounces



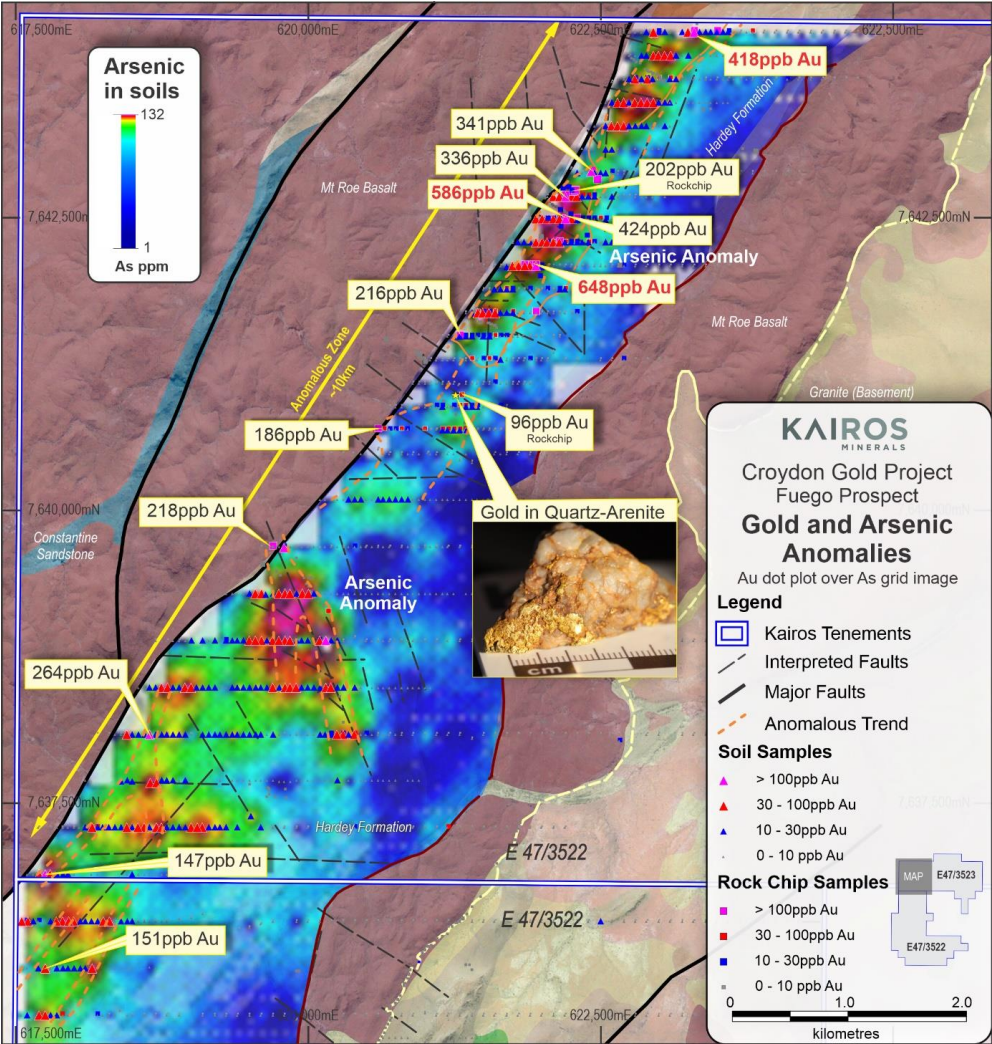
- The JORC Mineral Resource will underpin the commencement of open pit mining studies for the Pilbara Gold Project.
- The deposits are adjacent to the Lithium mines held by Pilbara Minerals and Altura Mining some 25km from the Great Northern High and 120km south of Port Hedland.
- Historic mining of 125,493oz of gold was recovered from 2.114 million tonnes of ore with an average grade of 1.85g/t gold during the 4-year period from 1994 to closure of the mines in 1998.

Deposit	Indicated			Inferred			Total		
	Tonnes (kt)	Au (g/t)	Ounces (koz)	Tonnes (kt)	Au (g/t)	Ounces (koz)	Tonnes (kt)	Au (g/t)	Ounces (koz)
Mt York	6,844	1.29	284	10,419	1.23	413	17,263	1.26	698
Iron Stirrup	797	1.63	41	843	1.65	45	1,639	1.64	86
Old Faithful	925	1.33	39	1,102	1.41	50	2,027	1.37	89
Total	8,565	1.33	366	12,364	1.28	507	20,929	1.30	873

Note: Numbers may not total due to rounding

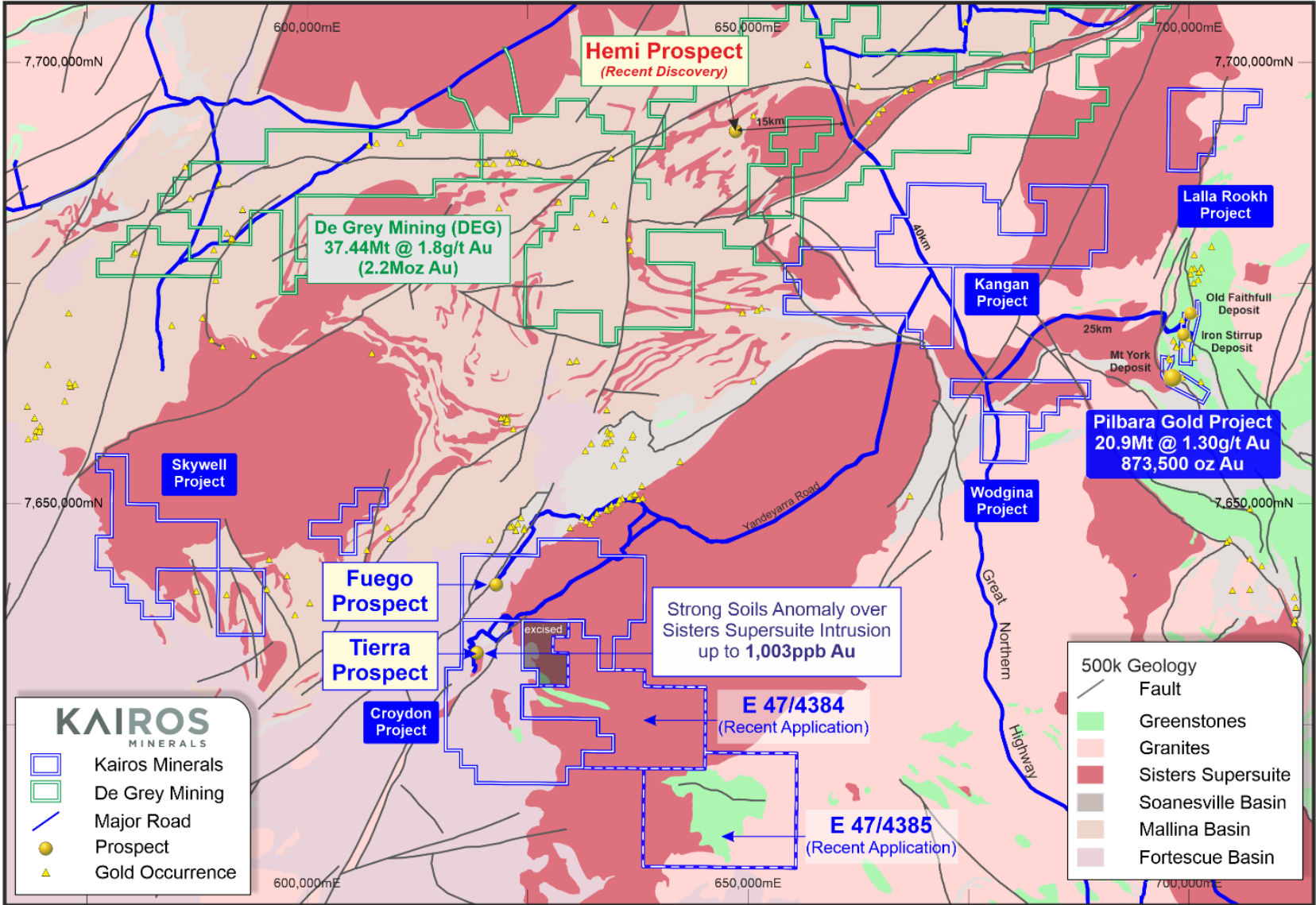
- (1) Resources are constrained by depths determined by a whittle shell that assumed basic economic parameters
- (2) Mt York comprises of the Breccia Hill, Main Hill and Gossan Hill deposits
- (3) Resource was previously released to the ASX on 4 March 2020

Fuego Prospect – Initial Reconnaissance drilling completed


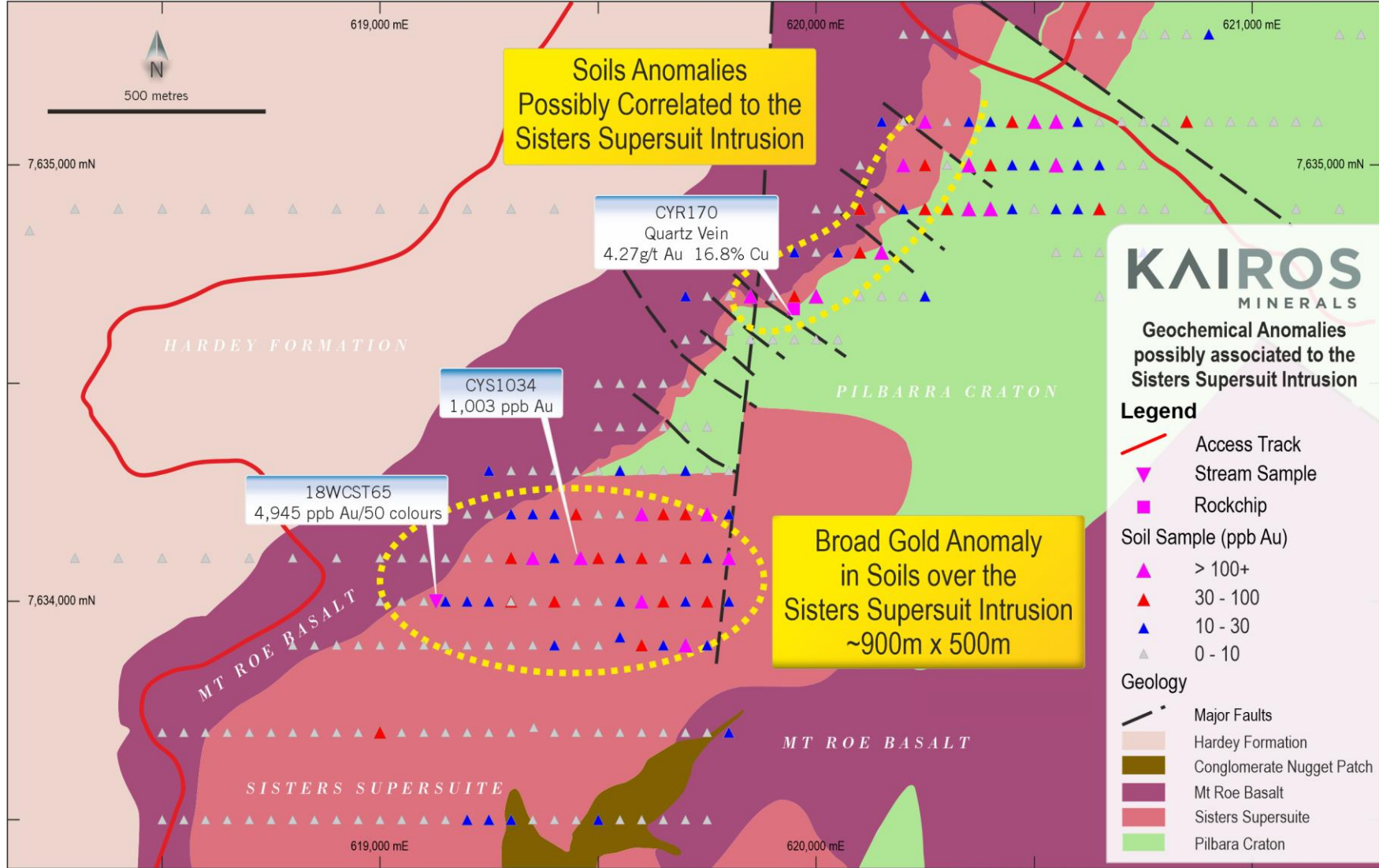


The first 8 reconnaissance RC drill holes intersect broad zones of disseminated pyrite within sedimentary units of the Hardy Formation. Initial results only returned anomalous gold results with all remaining results outstanding


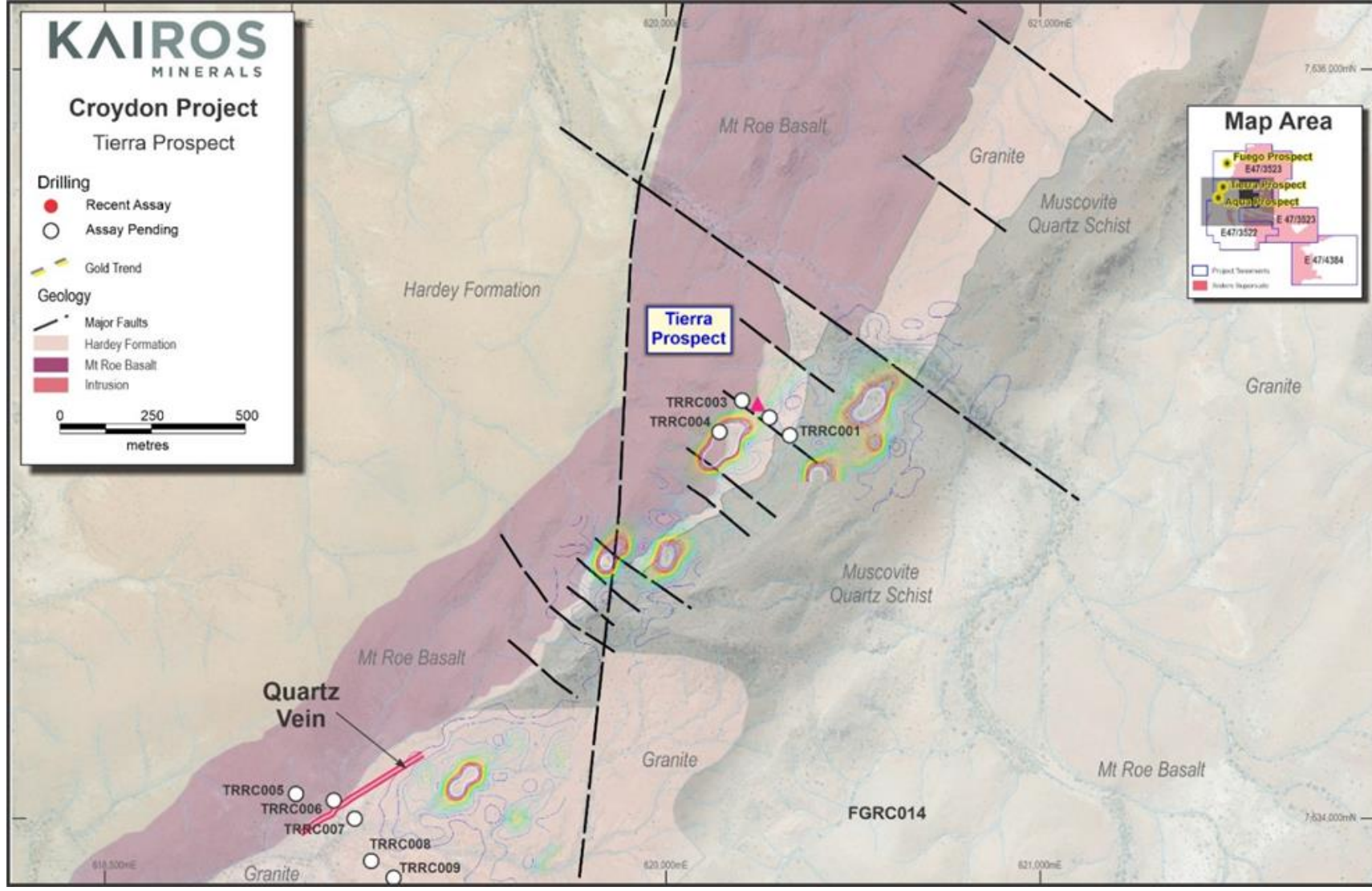
Pilbara Regional - Hemi style intrusive related gold targets



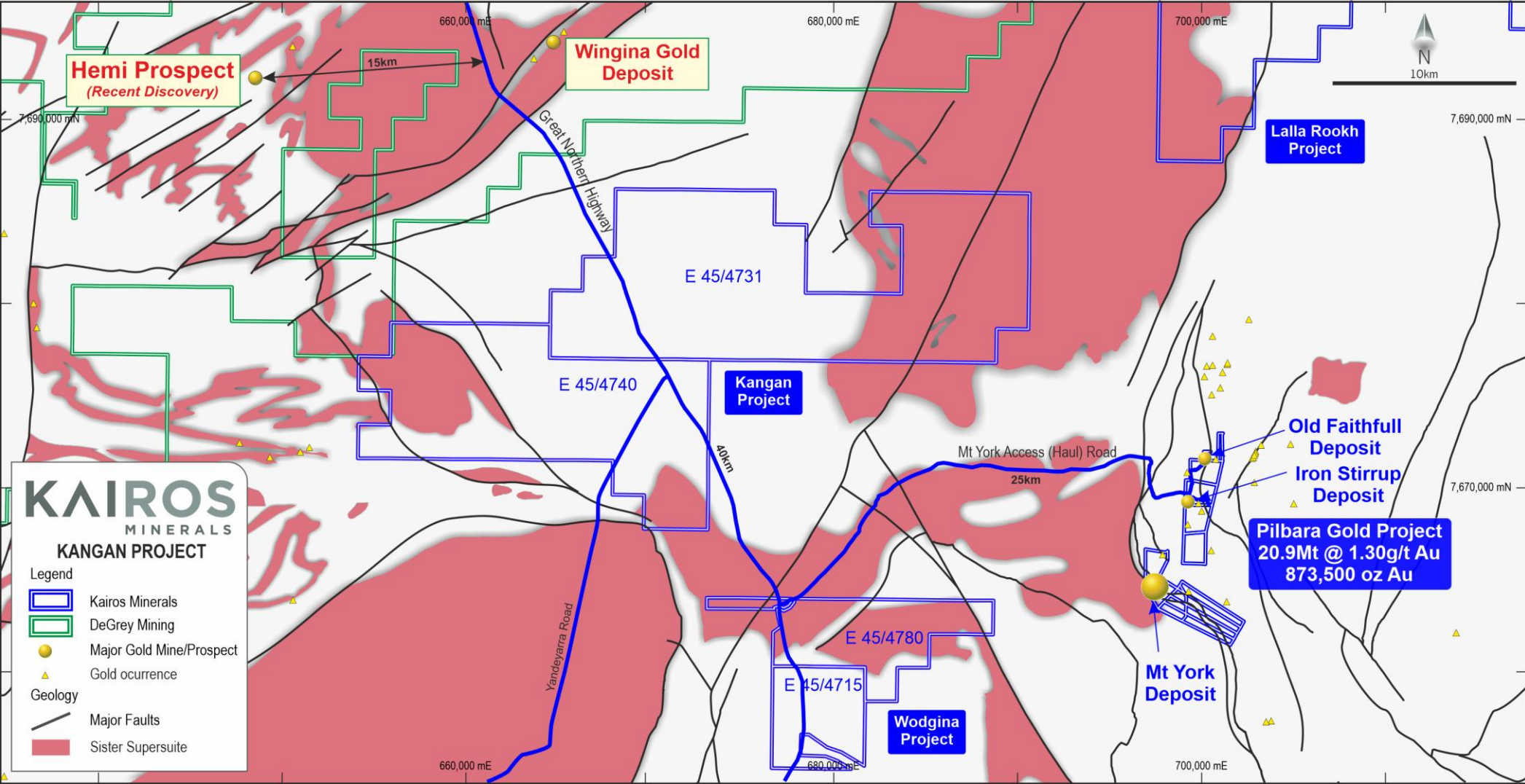
Tierra Prospect – soil anomalies over mapped intrusives



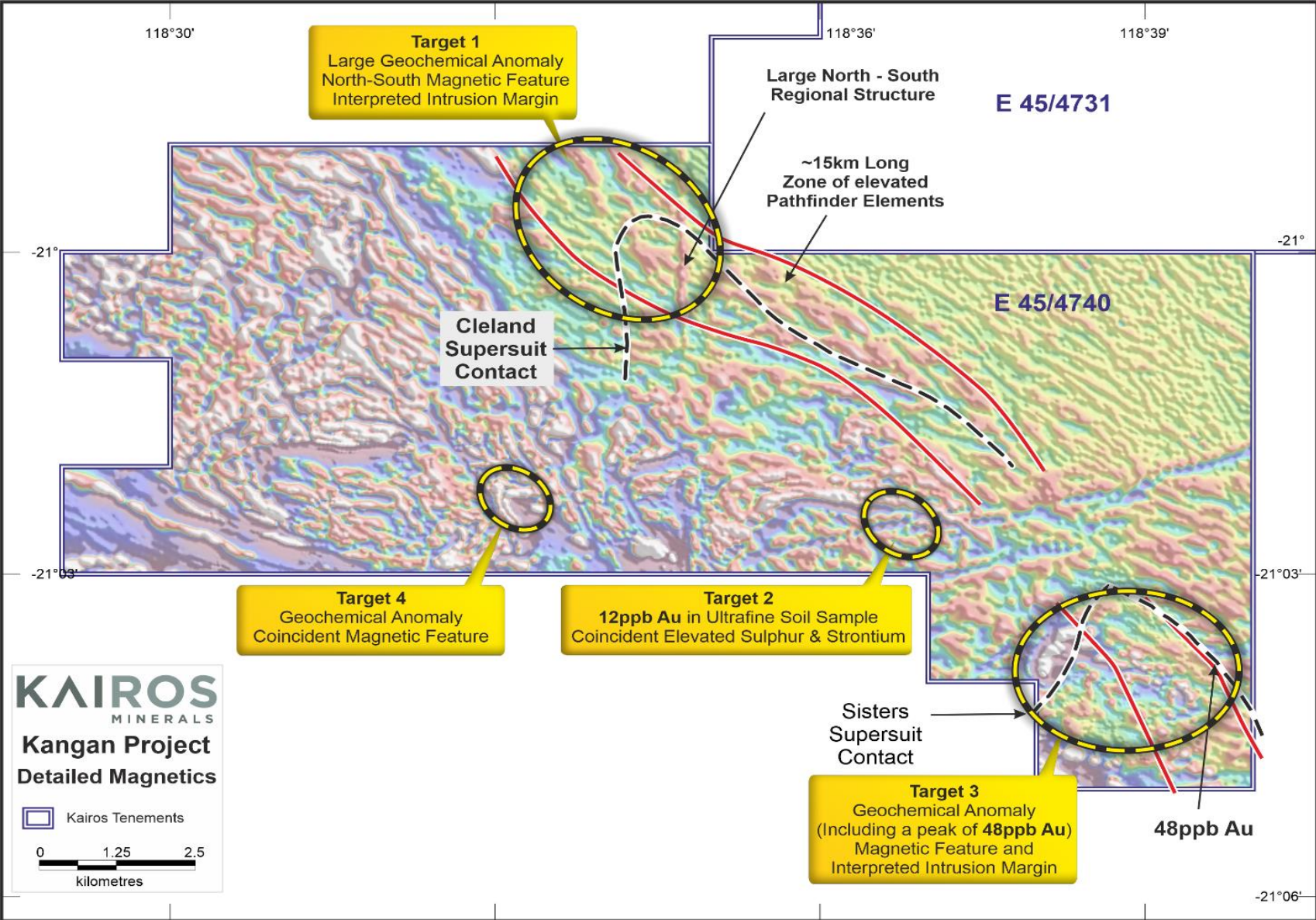
Tierra Prospect – 9 Reconnaissance RC holes completed



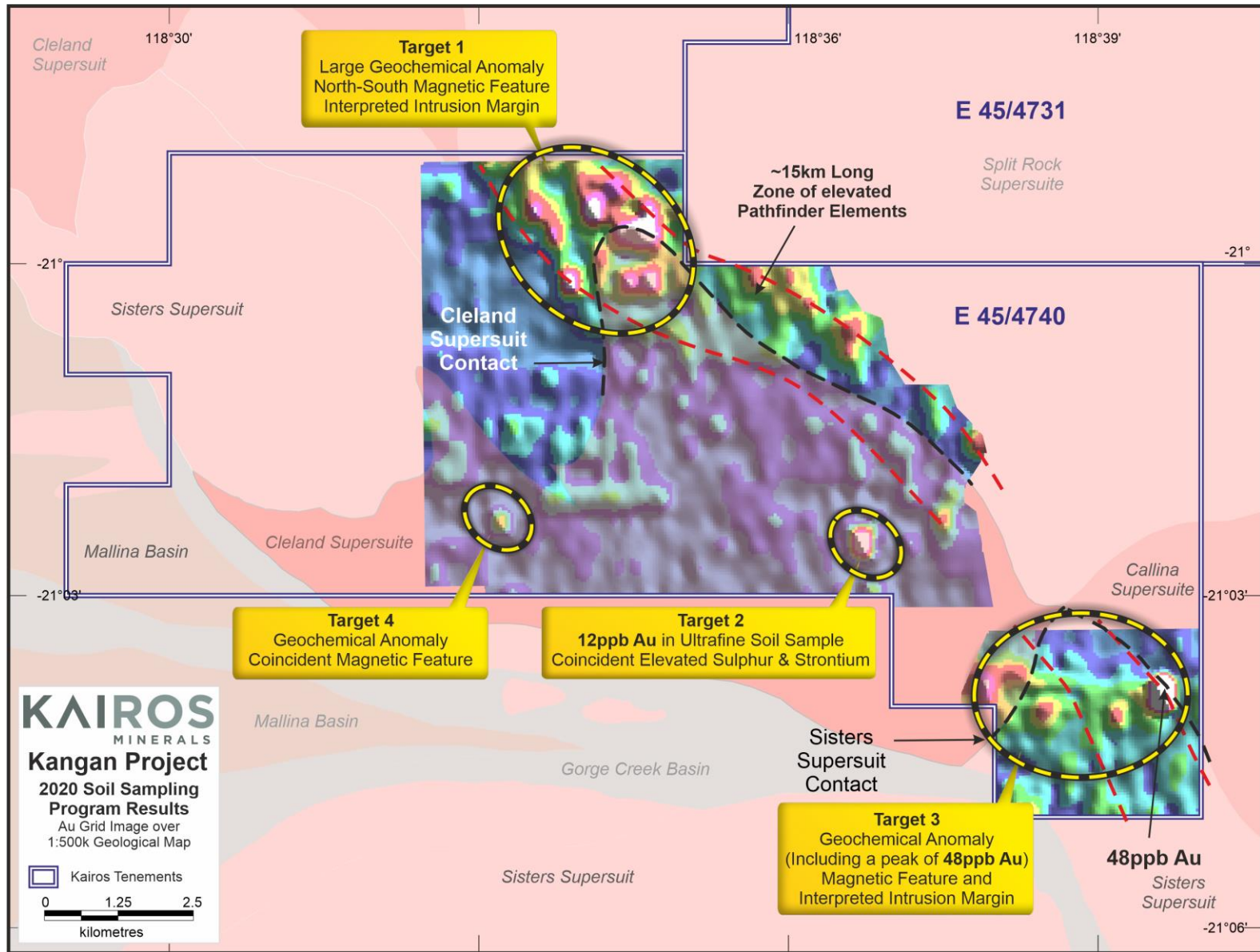
Kangan Project – 90 km South of Port Hedland WA



Kangan Project – new target 20km from Hemi discovery



Kangan Project – new target 20km from Hemi discovery



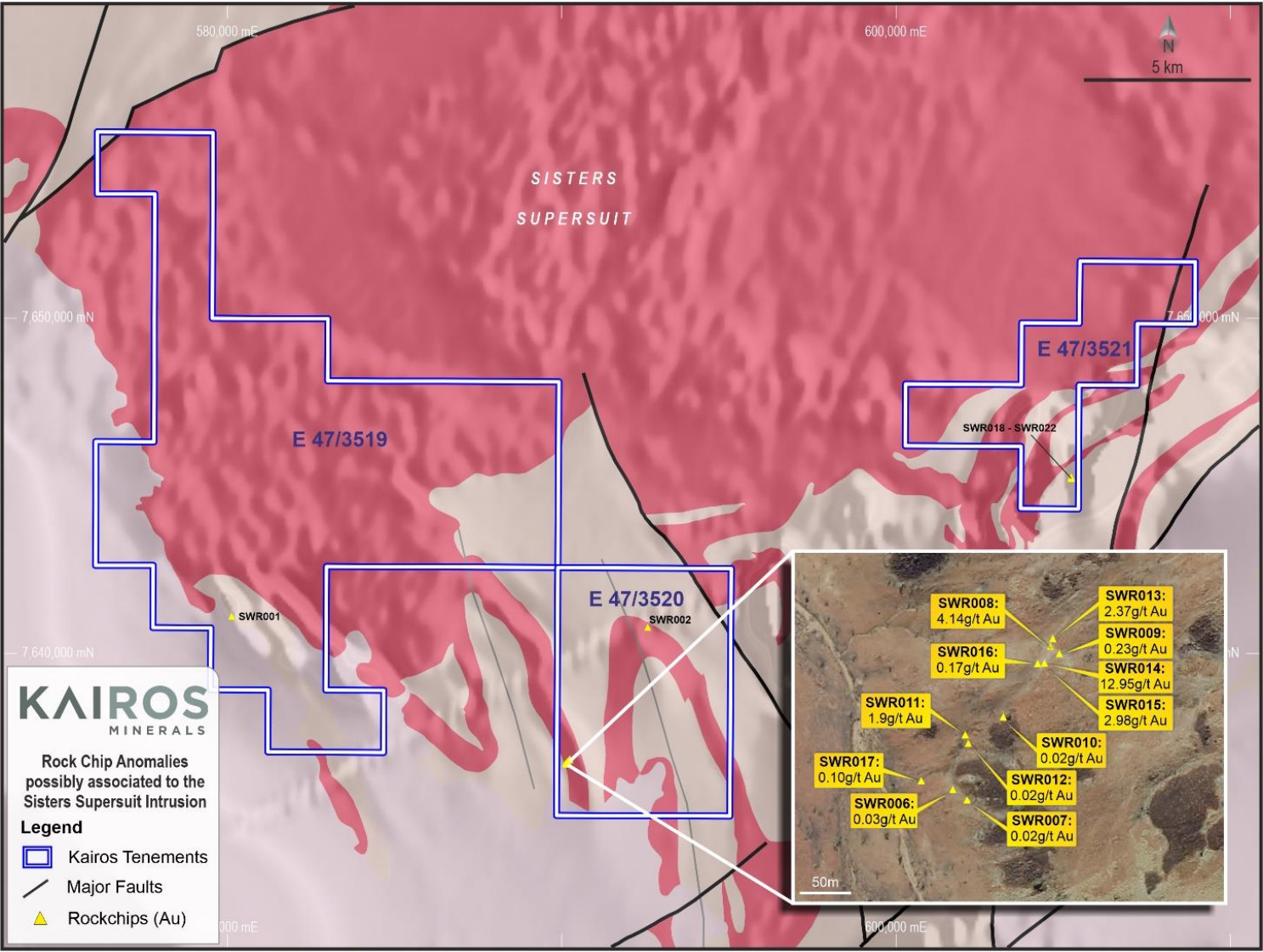
KAIROS
MINERALS

Kangan Project
2020 Soil Sampling Program Results
Au Grid Image over 1:500k Geological Map

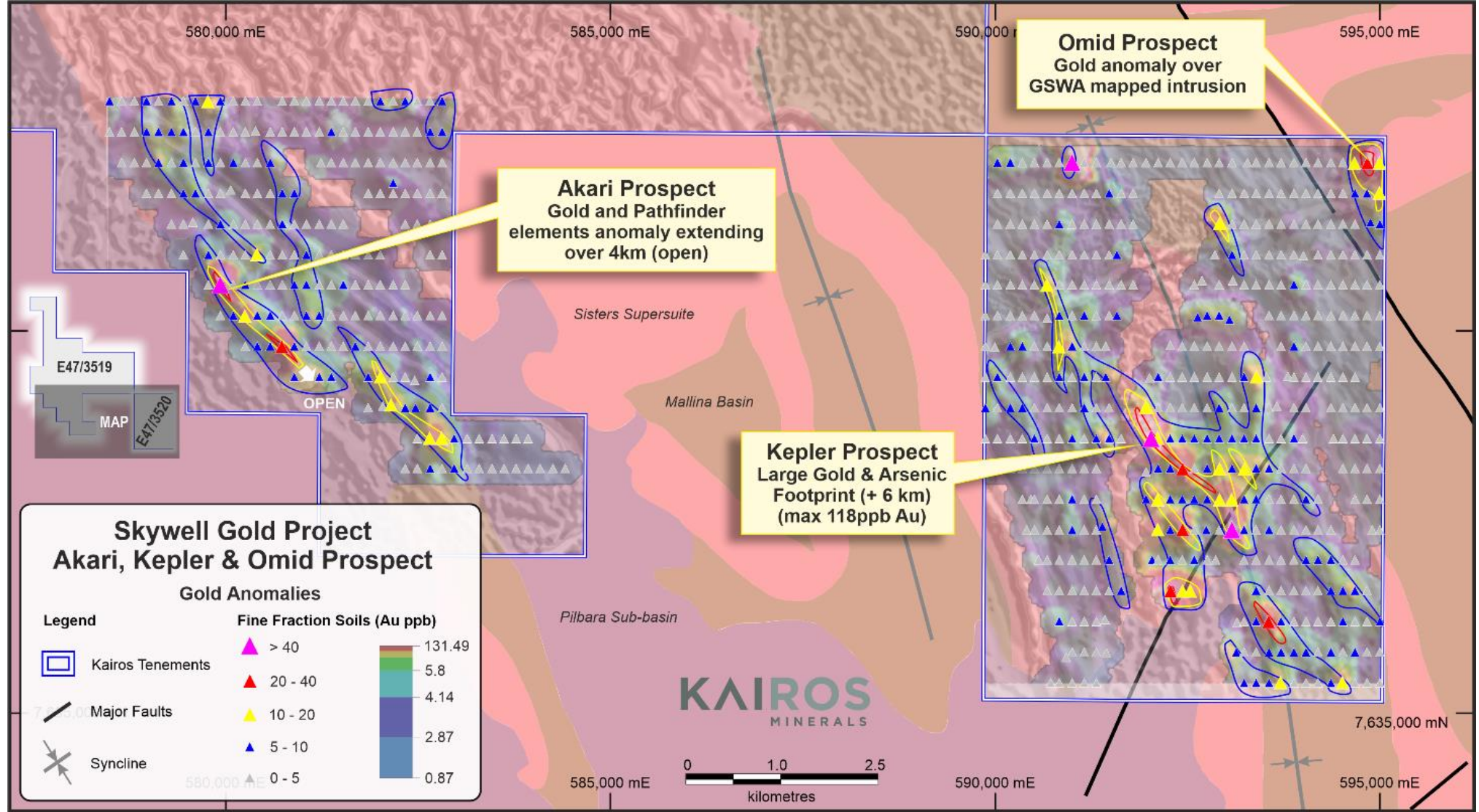
□ Kairo's Tenements

0 1.25 2.5
kilometres

Skywell Project – further intrusive related gold potential



Skywell Project – large regional gold targets



KAIROS MINERALS (ASX:KAI) – Key investment takeaways

- Well funded with \$12.7M at 30 Sept 2020
- 5,586m RC drilling completed at Croydon targets
- RC drilling set to commence at 873,000 ounce Mount York deposits
- Exploration for Hemi style underway through a major regional soil sampling programs utilizing CSIRO proprietary analysis techniques.
- Kangan Project / Skywell Project – have already identified new Hemi style intrusive target areas.
- Detailed aeromagnetic/radiometric data recently flown and ground SAM surveys completed.
- \$US gold price near record highs of \$US 1950/oz.
- Market Capitalisation of \$75 million

Competent Person's Statements

COMPETENT PERSON STATEMENT – RESOURCES

The information in this report that relates to the Mineral Resources based on information compiled by Mr Richard Maddocks who is a Fellow of AusIMM working for Auralia Consulting Pty Ltd. Mr Maddocks has sufficient experience which is relevant to the style of mineralisation and type of deposit under consideration and to the activity which he is undertaking to qualify as a Competent Person (CP) as defined in the 2012 Edition of the Australasian Code for Reporting of Exploration Results, Mineral Resources and Ore Reserves. Mr Maddocks consents to the inclusion in the report of the matters based on his information in the form and context in which it appears. Where the Company refers to the Mineral Resources in this report (referencing this release made to the ASX), it confirms that it is not aware of any new information or data that materially affects the information included in the announcement and all material assumptions and technical parameters underpinning the resource estimate with that announcement continue to apply and have not materially changed.

COMPETENT PERSON STATEMENT – EXPLORATION RESULTS

The information in this report that relates to Exploration Results or Mineral Resources is based on information compiled and reviewed by Mr Terry Topping, who is the Chairman for Kairos Minerals Ltd and who is a Member of The Australian Institute of Mining and Metallurgy. Mr Topping has sufficient experience which is relevant to the style of mineralisation and type of deposits under consideration and to the activity which he is undertaking to qualify as a Competent Person as defined in the 2012 Edition of the 'Australasian Code for Reporting of Exploration Results, Mineral Resources and Ore Reserves.' (the JORC Code 2012). Mr Topping has consented to the inclusion in the report of the matters based on his information in the form and context in which it appears. The Australian Securities Exchange has not reviewed and does not accept responsibility for the accuracy or adequacy of this release.