



MARKET RELEASE
For Immediate Release
26 April 2021

Notice of General Meeting, 28 May 2021 Proxy Form and Virtual Online Meeting Guide

Attached are the Proxy Form and Virtual Online Meeting Guide for the General Meeting to be held on 28 May 2021.

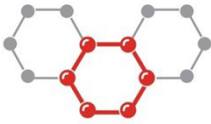
Shareholders are reminded to carefully review the online guide to ensure their browser is compatible. To attend and vote at the virtual meeting, Shareholders must have their security holder number and postcode as it appears on their last CHESS statement confirming their shareholding.

A copy of the Notice of Meeting can be downloaded from <https://www2.asx.com.au/markets/trade-our-cash-market/announcements.qgl>.

For further information contact:
Company Secretary
Quantum Graphite Limited
T: +61 3 8614 8414
e: info@qgraphite.com

About Quantum Graphite Limited

QGL is the owner of the Uley flake graphite mineral deposits located south-west of Port Lincoln, South Australia. The company's Uley 2 project represents the next stage of development of the century old Uley mine, one of the largest high-grade natural flake deposits in the world. For further information, qgraphite.com.




QUANTUM
GRAPHITE
ACN 008 101 979

LODGE YOUR VOTE

 **ONLINE**
www.linkmarketservices.com.au

 **BY MAIL**
Quantum Graphite Limited
C/- Link Market Services Limited
Locked Bag A14
Sydney South NSW 1235 Australia

 **BY FAX**
+61 2 9287 0309

 **BY HAND**
Link Market Services Limited
1A Homebush Bay Drive, Rhodes NSW 2138; or
Level 12, 680 George Street, Sydney NSW 2000

 **ALL ENQUIRIES TO**
Telephone: 1300 554 474 Overseas: +61 1300 554 474

PROXY FORM

I/We being a member(s) of Quantum Graphite Limited and entitled to attend and vote hereby appoint:

APPOINT A PROXY

the Chairman of the Meeting (mark box)

OR if you are **NOT** appointing the Chairman of the Meeting as your proxy, please write the name and email of the person or body corporate you are appointing as your proxy. An email will be sent to your appointed proxy with details on how to access the virtual meeting.

Name

Email

STEP 1

or failing the person or body corporate named, or if no person or body corporate is named, the Chairman of the Meeting, as my/our proxy to act on my/our behalf (including to vote in accordance with the following directions or, if no directions have been given and to the extent permitted by the law, as the proxy sees fit) at the General Meeting of the Company to be held at **11.00am (AWST) on Friday, 28 May 2021 (the Meeting)** and at any postponement or adjournment of the Meeting.

The Meeting will be conducted as a virtual meeting and you can participate by logging in online at <https://agmlive.link/QGLGM21> (refer to details in the Notice of Meeting).

The Chairman of the Meeting intends to vote undirected proxies in favour of each item of business.

VOTING DIRECTIONS

Proxies will only be valid and accepted by the Company if they are signed and directed no later than 48 hours before the Meeting. Please read the voting instructions overleaf before marking any boxes with an .

Resolutions

	For	Against	Abstain*
1 Ratification of prior issue of 22,930,787 Placement Shares (issued under ASX Listing Rule 7.1)	<input type="checkbox"/>	<input type="checkbox"/>	<input type="checkbox"/>
2 Issue of Placement Shares to related party (Luala Pty Ltd)	<input type="checkbox"/>	<input type="checkbox"/>	<input type="checkbox"/>
3 Issue of shares to related party (Pershing Nominees Pty Ltd)	<input type="checkbox"/>	<input type="checkbox"/>	<input type="checkbox"/>
4 Approval of Proposed Issue of Shares to Markets Nominees Pty Ltd for the provision of capital market services	<input type="checkbox"/>	<input type="checkbox"/>	<input type="checkbox"/>



* If you mark the Abstain box for a particular Item, you are directing your proxy not to vote on your behalf on a poll and your votes will not be counted in computing the required majority on a poll.

STEP 2

SIGNATURE OF SHAREHOLDERS – THIS MUST BE COMPLETED

Shareholder 1 (Individual)

Joint Shareholder 2 (Individual)

Joint Shareholder 3 (Individual)

Sole Director and Sole Company Secretary

Director/Company Secretary (Delete one)

Director

STEP 3

This form should be signed by the shareholder. If a joint holding, either shareholder may sign. If signed by the shareholder's attorney, the power of attorney must have been previously noted by the registry or a certified copy attached to this form. If executed by a company, the form must be executed in accordance with the company's constitution and the *Corporations Act 2001* (Cth).

QGL PRX2101N

HOW TO COMPLETE THIS SHAREHOLDER PROXY FORM

YOUR NAME AND ADDRESS

This is your name and address as it appears on the Company's share register. If this information is incorrect, please make the correction on the form. Shareholders sponsored by a broker should advise their broker of any changes. **Please note: you cannot change ownership of your shares using this form.**

APPOINTMENT OF PROXY

If you wish to appoint the Chairman of the Meeting as your proxy, mark the box in Step 1. If you wish to appoint someone other than the Chairman of the Meeting as your proxy, please write the name and email address of that individual or body corporate in Step 1. If you leave this section blank, the Chairman of the Meeting will be your proxy. A proxy need not be a shareholder of the Company.

DEFAULT TO CHAIRMAN OF THE MEETING

Any directed proxies that are not voted on a poll at the Meeting will default to the Chairman of the Meeting, who is required to vote those proxies as directed. Any undirected proxies that default to the Chairman of the Meeting will be voted according to the instructions set out in this Proxy Form.

VOTES ON ITEMS OF BUSINESS – PROXY APPOINTMENT

You may direct your proxy how to vote by placing a mark in one of the boxes opposite each item of business. All your shares will be voted in accordance with such a direction unless you indicate only a portion of voting rights are to be voted on any item by inserting the percentage or number of shares you wish to vote in the appropriate box or boxes. If you do not mark any of the boxes on the items of business, your proxy may vote as he or she chooses. If you mark more than one box on an item your vote on that item will be invalid.

APPOINTMENT OF A SECOND PROXY

You are entitled to appoint up to two persons as proxies to virtually attend the Meeting and vote on a poll. If you wish to appoint a second proxy, an additional Proxy Form may be obtained by telephoning the Company's share registry or you may copy this form and return them both together.

To appoint a second proxy you must:

- (a) on each of the first Proxy Form and the second Proxy Form state the percentage of your voting rights or number of shares applicable to that form. If the appointments do not specify the percentage or number of votes that each proxy may exercise, each proxy may exercise half your votes. Fractions of votes will be disregarded; and
- (b) return both forms together.

SIGNING INSTRUCTIONS

You must sign this form as follows in the spaces provided:

Individual: where the holding is in one name, the holder must sign.

Joint Holding: where the holding is in more than one name, either shareholder may sign.

Power of Attorney: to sign under Power of Attorney, you must lodge the Power of Attorney with the Company's share registry. If you have not previously lodged this document for notation, please attach a certified photocopy of the Power of Attorney to this form when you return it.

Companies: where the company has a Sole Director who is also the Sole Company Secretary, this form must be signed by that person. If the company (pursuant to section 204A of the *Corporations Act 2001*) does not have a Company Secretary, a Sole Director can also sign alone. Otherwise this form must be signed by a Director jointly with either another Director or a Company Secretary. Please indicate the office held by signing in the appropriate place.

CORPORATE REPRESENTATIVES

If a representative of the corporation is to attend the Meeting virtually the appropriate "Certificate of Appointment of Corporate Representative" must be received at vote@linkmarketservices.com.au prior to the Meeting in accordance with the Notice of General Meeting. A form of the certificate may be obtained from the Company's share registry or online at www.linkmarketservices.com.au.

LODGEMENT OF A PROXY FORM

This Proxy Form (and any Power of Attorney under which it is signed) must be received at an address given below by **11.00am (AWST) on Wednesday, 26 May 2021**, being not later than 48 hours before the commencement of the Meeting. Any Proxy Form received after that time will not be valid for the Meeting.

Proxy Forms may be lodged using the reply paid envelope or:



ONLINE

www.linkmarketservices.com.au

Login to the Link website using the holding details as shown on the Proxy Form. Select 'Voting' and follow the prompts to lodge your vote. To use the online lodgement facility, shareholders will need their "Holder Identifier" - Securityholder Reference Number (SRN) or Holder Identification Number (HIN).



BY MAIL

Quantum Graphite Limited
C/- Link Market Services Limited
Locked Bag A14
Sydney South NSW 1235
Australia



BY FAX

+61 2 9287 0309



BY HAND

delivering it to Link Market Services Limited*
1A Homebush Bay Drive
Rhodes NSW 2138
or
Level 12
680 George Street
Sydney NSW 2000

* in business hours (Monday to Friday, 9:00am–5:00pm)

Virtual Meeting Online Guide

Before you begin

Ensure your browser is compatible. Check your current browser by going to the website: **whatismybrowser.com**

Supported browsers are:

- Chrome – Version 44 & 45 and after
- Firefox – 40.0.2 and after
- Safari – OS X v10.9 & OS X v10.10 and after
- Internet Explorer 9 and up

To attend and vote you must have your securityholder number and postcode.

Appointed Proxy: Your proxy number will be provided by Link before the meeting.

Please make sure you have this information before proceeding.

Virtual Meeting Online Guide



Step 1

Open your web browser and go to <https://agmlive.link/QGLGM21> and select the relevant meeting.

Step 2

Log in to the portal using your full name, mobile number, email address, and company name (if applicable).

Please read and accept the terms and conditions before clicking on the blue **'Register and Watch Meeting'** button.

- On the left – a live video webcast of the Meeting
- On the right – the presentation slides that will be addressed during the Meeting
- At the bottom – buttons for 'Get a Voting Card', 'Ask a Question' and a list of company documents to download

Note: If you close your browser, your session will expire and you will need to re-register. If using the same email address, you can request a link to be emailed to you to log back in.

1. Get a Voting Card

To register to vote – click on the 'Get a Voting Card' button.

This will bring up a box which looks like this.

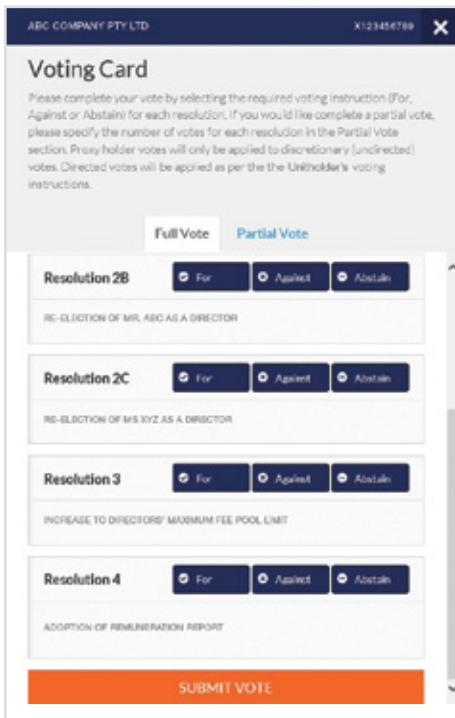

A screenshot of the "Voting Card" registration form. The form is titled "Voting Card" and includes a sub-header "Please provide your Shareholder or Proxy details". It is divided into two sections: "SHAREHOLDER DETAILS" and "PROXY DETAILS". The "SHAREHOLDER DETAILS" section has fields for "Shareholder Number" and "Post Code", a checkbox for "Outside Australia", and an orange button labeled "SUBMIT DETAILS AND VOTE". Below this is a "OR" separator. The "PROXY DETAILS" section has a field for "Proxy Number" and an orange button labeled "SUBMIT DETAILS AND VOTE".

If you are an individual or joint securityholder you will need to register and provide validation by entering your securityholder number and postcode.

If you are an appointed Proxy, please enter the Proxy Number issued by Link in the PROXY DETAILS section. Then click the **'SUBMIT DETAILS AND VOTE'** button.

Once you have registered, your voting card will appear with all of the resolutions to be voted on by securityholders at the Meeting (as set out in the Notice of Meeting). You may need to use the scroll bar on the right hand side of the voting card to view all resolutions.

Securityholders and proxies can either submit a Full Vote or Partial Vote.



Full Votes

To submit a full vote on a resolution ensure you are in the **'Full Vote'** tab. Place your vote by clicking on the **'For'**, **'Against'**, or **'Abstain'** voting buttons.

Partial Votes

To submit a partial vote on a resolution ensure you are in the **'Partial Vote'** tab. You can enter the number of votes (for any or all) resolution/s. The total amount of votes that you are entitled to vote for will be listed under each resolution. When you enter the number of votes it will automatically tally how many votes you have left.

Note: If you are submitting a partial vote and do not use all of your entitled votes, the un-voted portion will be submitted as No Instruction and therefore will not be counted.

Once you have finished voting on the resolutions scroll down to the bottom of the box and click on the **'Submit Vote'** or **'Submit Partial Vote'** button.

Note: You can close your voting card without submitting your vote at any time while voting remains open. Any votes you have already made will be saved for the next time you open up the voting card. The voting card will appear on the bottom left corner of the webpage. The message **'Not yet submitted'** will appear at the bottom of the page.

You can edit your voting card at any point while voting is open by clicking on **'Edit Card'**. This will reopen the voting card with any previous votes made.

Once voting has been closed all voting cards will automatically be submitted and cannot be changed.

At the conclusion of the Meeting a red bar with a countdown timer will appear at the top of the Webcast and Slide windows advising the remaining voting time. Please make any changes and submit your voting cards.

2. How to ask a question

Note: Only securityholders are eligible to ask questions.

You will only be able to ask a question after you have registered to vote. To ask a question, click on the 'Ask a Question' button either at the top or bottom of the webpage.

The '**Ask a Question**' box will then pop up with two sections for completion.



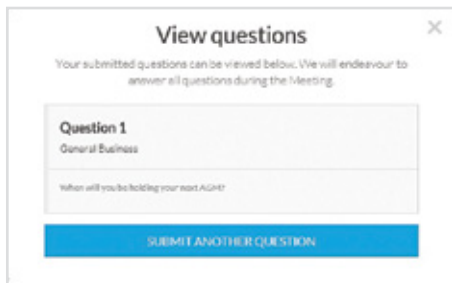
In the '**Regarding**' section click on the drop down arrow and select the category/resolution for your question.

Click in the '**Question**' section and type your question and click on 'Submit'.

A '**View Questions**' box will appear where you can view your questions at any point. Only you can see the questions you have asked.

If your question has been answered and you would like to exercise your right of reply, you can submit another question.

Note that not all questions are guaranteed to be answered during the Meeting, but we will do our best to address your concerns.



3. Downloads

View relevant documentation in the Downloads section.

Voting closing

Voting will end 5 minutes after the close of the Meeting.

At the conclusion of the Meeting a red bar with a countdown timer will appear at the top of the Webcast and Slide screens advising the remaining voting time. If you have not submitted your vote, you should do so now.

At the close of the meeting any votes you have placed will automatically be submitted.

Contact us

Australia

T 1300 554 474

E info@linkmarketservices.com.au

New Zealand

T +64 9 375 5998

E enquiries@linkmarketservices.co.nz