

1. Company details

Name of entity:	Prescient Therapeutics Limited
ABN:	56 006 569 106
Reporting period:	For the year ended 30 June 2021
Previous period:	For the year ended 30 June 2020

2. Results for announcement to the market

			\$
Revenues from ordinary activities	down	5.8% to	66,285
Loss from ordinary activities after tax attributable to the Owners of Prescient Therapeutics Limited	up	24.9% to	(4,148,819)
Loss for the year attributable to the Owners of Prescient Therapeutics Limited	up	24.9% to	(4,148,819)

Dividends

There were no dividends paid, recommended or declared during the current financial period.

Comments

The loss for the Consolidated entity after providing for income tax amounted to \$4,148,819 (30 June 2020: \$3,321,189).

Financial performance

The consolidated entity has recognised an estimated research and development incentive ("R&D") rebate for the year amounting to \$1,185,476 (2020: \$1,029,337). This is equivalent to the R&D costs incurred during the financial year in comparison to the prior period.

Lower corporate expenses of \$813,198 (2020: \$834,702) were attributable to factors such as lower consultancy costs, and other expenses.

Other administrative expenses of \$148,348 (2020: \$292,684) decreased from the prior year as the consolidated entity continues to manage its expenditure during the COVID-19 pandemic.

Financial position

Net assets of \$20,427,267 have increased by \$9,239,108 (2020: \$11,188,159), which was mainly driven by the share capital issued during the year and offset by increased R&D costs.

3. Net tangible assets

	Reporting period Cents	Previous period Cents
Net tangible assets per ordinary security	<u>2.66</u>	<u>1.98</u>

4. Control gained over entities

Not applicable.

5. Loss of control over entities

Not applicable.

6. Dividends

There were no dividends paid, recommended or declared during the current or previous financial year.

7. Dividend reinvestment plans

Not applicable.

8. Details of associates and joint venture entities

Not applicable.

9. Foreign entities

Details of origin of accounting standards used in compiling the report:

Not applicable.

10. Audit qualification or review

Details of audit/review dispute or qualification (if any):


The financial statements have been audited and an unmodified opinion has been issued.

11. Attachments

Details of attachments (if any):

The Annual Report of Prescient Therapeutics Limited for the year ended 30 June 2021 is attached.

12. Signed

A handwritten signature in black ink that reads "Steven Engle".

Signed

Date: 30 August 2021

Steven Engle
Non-Executive Chairman

Prescient Therapeutics Limited

ABN 56 006 569 106

Annual Report - 30 June 2021

Prescient Therapeutics Limited
Contents
30 June 2021



Corporate directory	2
Chair's Letter	3
Directors' report	5
Auditor's independence declaration	19
Statement of profit or loss and other comprehensive income	20
Statement of financial position	21
Statement of changes in equity	22
Statement of cash flows	23
Notes to the financial statements	24
Directors' declaration	41
Independent auditor's report to the members of Prescient Therapeutics Limited	42
Shareholder information	46

Directors	Mr Steven Engle (Non-Executive Chairman) Mr Steven Yatomi-Clarke (Managing Director and CEO) Dr James Campbell (Non-Executive Director) Dr Allen Ebens (Non-Executive Director)
Company secretary	Ms Melanie Leydin
Registered office	Level 4, 100 Albert Road South Melbourne, VIC 3205 Phone: 03 9692 7222
Principal place of business	Level 4, 100 Albert Road South Melbourne, VIC, 3205
Share register	Automic Registry Services Level 5 126 Phillip Street Sydney NSW 2010 Ph: 02 9698 5414
Auditor	William Buck Level 20, 181 William Street Melbourne, VIC 3000
Stock exchange listing	Prescient Therapeutics Limited securities are listed on the Australian Securities Exchange (ASX code: PTX and PTXOC)
Website	https://ptxtherapeutics.com

Dear Shareholders,

A year ago none of us could have anticipated the astonishing extent to which the world would continue to change. Despite challenging operating conditions, it has been a year of outstanding achievement for Prescient.

Prescient has laid the foundations for significant future growth in recent times, and the achievements of the last year are just the beginning as our pipeline of innovative cancer therapies progress through their development.

Leveraging Prescient's assets and expertise in targeted therapies, the Company took personalised medicine to the next level with next generation cell therapies. In many ways, cell therapies, such as CAR-T, are the ultimate personalised medicine, as it seeks to harness a patient's own immune system to fight cancer.

Licensing technologies from University and Pennsylvania and Oxford University to create OmniCAR was transformative for Prescient and is a genuine next generation platform that can create controllable, flexible CAR products that can be directed against a variety of different cancer targets. We believe that the industry and investment community is only beginning to appreciate the capabilities of OmniCAR. Prescient, through our in-house team and external collaborators, is progressing OmniCAR development with great drive.

The development of Prescient's targeted therapies, PTX-100 and PTX-200 continue to progress through the clinic and look to build on the encouraging results observed so far. This was demonstrated after the reporting period with the promising results from the PTX-100 Phase 1b study, which exhibited an outstanding safety profile, together with an encouraging efficacy signal in two patients with aggressive T cell lymphomas. This will now be pursued in an expansion cohort in this disease under the enthusiastic leadership of Professor H. Miles Prince, AM.

Additionally, Prescient has been carrying out a number of projects that are currently in stealth mode but have the potential to add significant value for the Company.

Taken collectively, one can see that this is a very busy and exciting period for Prescient, and one that has the potential to create value for shareholders and deliver promising therapies for cancer patients.

The Company continues to progress development whilst managing finances responsibly. Operating cash outflows for the year were \$3.97 million, as compared with \$2.31 million in 2020, and the consolidated entity ended the year with \$16.09 million in cash (2020: \$7.35 million). Details of our financial performance is found in the Financial Review on page 6 of this report.

We would like to acknowledge the insights and commitment of the Board over the past year. We also wish to acknowledge the work of our executive team for their resilience and their commitment to Prescient in the face of significant challenges and disruption.

Prescient continues to work with the best collaborators and takes a global view in doing so. Our licensing partnerships with the some of the world's leading institutes at Yale University; University of Oxford and Pennsylvania University, our clinical work with world renowned oncologists such as Professor Prince, our research partnership with the world-leading Peter MacCallum Cancer Centre are examples of this.

The Board and Management thank our growing number of shareholders for their support over the year. We look forward to the coming year with great optimism and excitement. All of us are focused and driven to succeed in our

mission to improve cancer treatment by giving doctors the tools they need to help patients with cancer live longer, better quality lives.

Thank you for your support and investment in Prescient Therapeutics.

Sincerely,

A handwritten signature in black ink that reads "Steven Engle". The signature is written in a cursive, flowing style.

Steven Engle
Non-Executive Chairman

/END/

The Directors present their report, together with the financial statements, on the consolidated entity (referred to hereafter as the 'Consolidated entity') consisting of Prescient Therapeutics Limited (referred to hereafter as the 'Company' or 'parent entity') and the entities it controlled at the end of, or during, the year ended 30 June 2021.

Directors

The following persons were directors of Prescient Therapeutics Limited during the whole of the financial year and up to the date of this report, unless otherwise stated:

Mr Steven Engle (Non-Executive Chairman)
Mr Steven Yatomi-Clarke (Managing Director and CEO)
Dr James Campbell (Non-Executive Director)
Dr Allen Ebens (Non-Executive Director)

Principal activities

During the financial year the principal activities of the Consolidated entity consisted of:

- the preparation for and conduct of research and development of the Company's proprietary technologies and products;
- business development associated with the promotion of Prescient's proprietary technologies and products; and
- business development associated with developing collaborative, partnership relationships and corporate transactions.

Dividends

There were no dividends paid, recommended or declared during the current or previous financial year.

Review of operations

The Company ended the year with a pipeline of highly valuable cancer assets rapidly advancing towards multiple value adding milestones. The business is in a sound financial position and well-funded to progress its development programs.

Targeted Therapies

Excellent progress was also made in the development of PTX-100 and PTX-200 assets with both clinical programs advancing to key development milestones on the back of good data and ongoing investigator support.

Both targeted cancer therapies achieved important clinical milestones during the reporting period.

The PTX-100 Phase 1b basket trial led by chief investigator Professor Miles H Prince progressed through dose escalation, yielding encouraging results after the reporting period. It is now the focus of T cell lymphomas in an expansion cohort. The ongoing Phase 1b trial of PTX-200 with cytarabine in patients with relapsed and refractory acute myeloid leukemia (AML) progressed to higher dose levels under an amended protocol based on strong safety and efficacy data at lower dose levels.

Cell Therapy Enhancements

Prescient has been undertaking Cell Therapy Enhancement (CTE) programs at both Carina Biotech and the Peter MacCallum Cancer Center (Peter Mac). During the period Prescient consolidated these two programs so that they are now being undertaken at Peter Mac, reflecting the growing relationship between Prescient and Peter Mac. Prescient thanks Carina Biotech and its partners at University of Adelaide for their contribution to the collaboration.

OmniCAR

A clear highlight of the reporting period was the initiation of development of OmniCAR - a universal, modular CAR platform created to overcome many of the well-documented limitations and challenges of current CAR-T treatments, especially in the area of solid tumours. Significant time was invested assessing and developing a practical clinical development strategy for OmniCAR in collaboration with a range of industry stakeholders. This strategic review identified three internal programs for OmniCAR: AML; Her2+ solid tumours and glioblastoma multiforme. All of these next-generation CAR-T programs are highly differentiated from other programs and seek to utilise the capabilities of the OmniCAR platform to overcome the challenges that have plagued other CAR-T approaches.

Work commended with haste, with successful completion of manufacturing of binders; OmniCAR T-cells and immunogenicity testing of OmniCAR platform components.

Further operational progress

While the pandemic provided challenges on a number of operation fronts, Prescient is inspired and encouraged by the unwavering commitment of its talented clinical collaborators and their focus on finding new solutions for their cancer patients.

Prescient began the reporting period with two of its clinical assets chosen by Australia's Peter Doherty Institute for Infection and immunity to explore for their potential anti-viral capabilities against the SARS-CoV-2 virus which causes COVID-19. While the data from early work was strong, Prescient decided to put the work on hold with the emergence of effective vaccines.

A successful \$13.5 million placement and share purchase plan in August received overwhelming support from new and existing shareholders. The funds raised allow Prescient to continue its growth at a rapid pace towards the next value creating milestones.

The same month saw the initiation of the cell therapy work with leading researchers at the Peter Mac. This important collaboration expanded during the year and one of the leading CAR-T experts at Peter Mac, Professor Phillip Darcy. Prescient has a strong and growing collaborative relationship with the Peter Mac.

There is a high level of interest and excitement among the clinical community around the potential of these new CAR-T technologies that have been specifically designed to improve therapies already showing remarkable results in some cancers.

Prescient's OmniCAR programs have opened the door to meaningful discussions with leading research teams and companies that will not only help develop new markets and indications for the technology, but also enable Prescient to combine its capabilities in ways that have the potential to profoundly improve cancer care.

Prescient has continued to attract talented and experienced people to its team, including Dr Rebecca Lim (Director of Scientific Affairs); Dr Dan Shelly (VP – Business Development and Alliances); and post the reporting period, Leanne West (Director of Clinical Affairs). Prescient also has four full-time researchers at Peter Mac to drive its CTE and OmniCAR programs.

Intellectual Property

Prescient's intellectual property position has expanded considerably over the past 12 months with much of the ground-breaking insights and progress made being retained and owned by the Company.

This is an important and largely unseen aspect of Prescient's business, which creates enormous future value and opportunities.

A key development in this regard was the notice of allowance for new patents covering methods for using a specific biomarker to stratify breast cancer patients and identify those most likely to respond to treatment with PTX-100.

The allowance of this patent for a biomarker is in keeping with Prescient's personalised medicine approach to identify the right treatment for the right patient.

Financial performance

The loss for the Consolidated entity after providing for income tax amounted to \$4,148,819 (30 June 2020: \$3,321,189).

The consolidated entity has recognised an estimated research and development incentive ("R&D") rebate for the year amounting to \$1,185,476 (2020: \$1,029,337). This is equivalent to the R&D costs incurred during the financial year in comparison to the prior period.

Lower corporate expenses of \$813,198 (2020: \$834,702) were attributable to factors such as lower consultancy costs, and other expenses.

Other administrative expenses of \$148,348 (2020: \$292,684) decreased from the prior year as the consolidated entity continues to manage its expenditure during the COVID-19 pandemic.

Financial position

Net assets of \$20,427,267 have increased by \$9,239,108 (2020: \$11,188,159), which was mainly driven by the share capital issued during the year and offset by increased R&D costs.

Significant changes in the state of affairs

During the year, the company issued 246,792,429 ordinary shares to its shareholder's amounting to \$13,577,317. There were no other significant changes in the state of affairs of the Consolidated entity during the financial year.

Likely developments and expected results of operations

The company continues to develop its targeted therapies and cell therapies, to treat a range of hematological and solid cancers. The expected results of operations for the consolidated entity will depend on the result of these studies.

Environmental regulation

The Company's activities in respect of the conduct of preclinical and clinical trials and the manufacturing of drugs, using PTX 100 and PTX 200 technology and other biological technologies, for preclinical and clinical trials are subject to the law of the Commonwealth or the State or Territory in which such activity takes place. Some aspects of such activities could be construed as being covered by law or regulations relating to environmental matters. It is believed that, should activities be so construed, the Company meets the requirements of such law and regulations. The Company retains the right, under the respective contracts, to audit the performance of its contractors.

Information on Directors

Name:	Mr Steven Engle
Title:	Non-Executive Chairman
Qualifications:	M.S.E.E. and B.S.E.E.
Experience and expertise:	Steven Engle is CEO of Averigon, an advisory firm to the life science industry. Most recently, he was CEO of CohBar, a clinical stage biotechnology company focused on the development of mitochondrial based therapeutics for age-related diseases and extending healthy lifespan. Prior to that, he was Chairman and CEO of XOMA, a developer of antibody therapeutics for multiple diseases, and Chairman and CEO of La Jolla Pharmaceutical Company, which discovered the biology of B cell tolerance, developed the first B cell toleragen for lupus patients, and received an approvable letter from the FDA. Mr Engle served as VP of Marketing for Cygnus, a drug delivery company, where he helped gain FDA approval of and launch Nicotrol for smoking cessation. Mr Engle is a member of the board of AROA, a developer of regenerative products, and of Author-it Software Corporation, a developer of authoring information solutions for pharmaceutical and biotechnology companies. He is a former director of industry associations, BIO, BayBio and BIOCUM. Mr Engle holds M.S.E.E. and B.S.E.E. degrees from the University of Texas with a focus in biomedical engineering.
Other current directorships:	AROA Biosurgery, Author-It Software Company.
Former directorships (last 3 years):	CohBar (NASDAQ:CWBR)
Special responsibilities:	Member of Audit Committee and of Remuneration and Nomination Committee
Interests in shares:	None.
Interests in options:	670,000 unlisted options exercisable at \$0.0663 before 2 May 2023 2,100,000 unlisted options exercisable at \$0.0968 before 23 November 2024

Name: Mr Steven Yatomi-Clarke
Title: Managing Director and CEO
Qualifications: BSc(Hons), BCom
Experience and expertise: Mr Yatomi-Clarke was appointed as CEO and Managing Director of Prescient Therapeutics in February 2016, having previously been a Non-executive Director of the Company. At Prescient, Mr Yatomi-Clarke manages a team in Australia and the US and has been instrumental in strategy development; licensing; initiating and managing clinical trials; identifying research directions and pre-clinical research design; fundraising and business development. He has over 17 years' experience in investment banking specialising in healthcare and biotechnology, where he was consistently one of the most prolific and successful bankers, involved in primary and secondary offerings, corporate advisory and mergers and acquisitions assignments for pharmaceutical and medical device companies. Mr Yatomi-Clarke holds a Bachelor of Science with an Honours Degree in Biochemistry and Molecular Biology, and a Bachelor Commerce majoring in Economics, both from the University of Melbourne. He has also been a collaborator on clinical trials conducted in Australia and the US in the field of cancer immunotherapy.

Other current directorships: None.
Former directorships (last 3 years): None.
Special responsibilities: None.
Interests in shares: 5,135,250 fully paid ordinary shares
Interests in options: 2,000,000 unlisted options exercisable at \$0.1016 before 18 December 2022
97,692 listed options exercisable at \$0.0625 before 31 March 2023
3,500,000 unlisted options exercisable at \$0.0663 before 2 May 2023
12,900,000 unlisted options exercisable at \$0.0968 before 23 November 2024

Name: Dr James Campbell
Title: Non-Executive Director
Qualifications: Ph.D, MBA, GAICD
Experience and expertise: Dr Campbell has more than 20 years of international biotechnology research, management and leadership experience and has been involved in the creation and/or transformation of multiple successful Australian and international biotechnology companies. Dr Campbell was previously the CFO and COO of ChemGenex Pharmaceuticals Limited (ASX:CXS), where, as a member of the executive team he helped transform a research-based company with a market capitalization of \$10M to a company with completed clinical trials and regulatory dossiers submitted to the FDA and EMA. In 2011 ChemGenex was sold to Cephalon for \$230M. Dr Campbell was a foundation executive of Evolve Biosystems, and has assisted private biotechnology companies in Australia, New Zealand and the USA with successful capital raising and partnering negotiations. Dr Campbell sits on the Board of Australia's peak biotechnology body, AusBiotech.

Other current directorships: CEO and Managing Director of Patrys Limited (ASX:PAB)
Former directorships (last 3 years): Invion Limited (ASX:IVX) - until 21 December 2019
Special responsibilities: Chairman of Audit Committee and Chairman of the Remuneration and Nomination Committee
Interests in shares: 213,750 fully paid ordinary shares
Interests in options: 17,813 listed options exercisable at \$0.0625 before 31 March 2023
415,000 unlisted options exercisable at \$0.0663 before 2 May 2023
1,000,000 unlisted options exercisable at \$0.0968 before 23 November 2024

Name:	Dr Allen Ebens
Title:	Non-Executive Director
Qualifications:	BSc., PhD.
Experience and expertise:	Dr Ebens is Chief Science Officer at Virsti Therapeutics, a San Francisco California based biotechnology company. Dr Ebens is a highly accomplished drug developer, having overseen the advancement of multiple successful drug development projects from concept to clinical development including polatuzumab, which is approved by the US FDA and is now marketed for use in diffuse large B-cell lymphoma. Dr Ebens was an early recruit to Juno Therapeutics (Juno), which is recognised as a one of the first CAR-T companies, and a leader in the successful and rapid clinical advancement of CAR-T cancer therapies. At Juno, Dr Ebens was instrumental in establishing the scientific capabilities of the company in the emerging field of CAR-T. Previously, Dr Ebens held senior executive positions at global pharma and biotechnology leaders Genentech and Exelixis, where he worked from concept to clinic across multiple therapeutic platforms including targeted therapies, antibodies, antibody-drug conjugates, and T cell recruiting antibodies. He has also held roles in biotech companies including Bioseek and NGM Biopharmaceuticals.
Other current directorships:	None.
Former directorships (last 3 years):	None.
Special responsibilities:	Member of Remuneration and Nomination Committee and of the Audit Committee
Interests in shares:	None.
Interests in options:	415,000 unlisted options exercisable at \$0.075 before 1 June 2024 1,000,000 unlisted options exercisable at \$0.0968 before 23 November 2024

'Other current directorships' quoted above are current directorships for listed entities only and excludes directorships of all other types of entities, unless otherwise stated.

'Former directorships (last 3 years)' quoted above are directorships held in the last 3 years for listed entities only and excludes directorships of all other types of entities, unless otherwise stated.

Company secretary

Melanie Leydin – BBus (Acc. Corp Law) CA FGIA

Melanie Leydin holds a Bachelor of Business majoring in Accounting and Corporate Law. She is a member of the Institute of Chartered Accountants, Fellow of the Governance Institute of Australia and is a Registered Company Auditor. She graduated from Swinburne University in 1997, became a Chartered Accountant in 1999 and since February 2000 has been the principal of Leydin Freyer. The practice provides outsourced company secretarial and accounting services to public and private companies across a host of industries including but not limited to the Resources, technology, bioscience, biotechnology and health sectors.

Melanie has over 25 years' experience in the accounting profession and over 15 years as a Company Secretary. She has extensive experience in relation to public company responsibilities, including ASX and ASIC compliance, control and implementation of corporate governance, statutory financial reporting, reorganisation of Companies and shareholder relations.

Meetings of Directors

The number of meetings of the Company's Board of Directors ('the Board') and of each Board committee held during the year ended 30 June 2021, and the number of meetings attended by each Director were:

	Full Board		Remuneration and Nomination Committee		Audit Committee	
	Attended	Held	Attended	Held	Attended	Held
Mr Steven Engle	11	11	2	2	2	2
Mr Steven Yatomi-Clarke	11	11	-	-	-	-
Dr James Campbell	11	11	2	2	2	2
Dr Allen Ebens	11	11	2	2	2	2

Held: represents the number of meetings held during the time the Director held office or was a member of the relevant committee.

Remuneration report (audited)

The remuneration report details the key management personnel remuneration arrangements for the Consolidated entity, in accordance with the requirements of the Corporations Act 2001 and its Regulations.

The remuneration report is set out under the following main headings:

- Principles used to determine the nature and amount of remuneration
- Details of remuneration
- Service agreements
- Share-based compensation
- Additional information
- Additional disclosures relating to key management personnel

Principles used to determine the nature and amount of remuneration

The objective of the Consolidated entity's executive reward framework is to ensure reward for performance is competitive and appropriate for the results delivered. The framework aligns executive reward with the achievement of strategic objectives and the creation of value for shareholders, and it is considered to conform to the market best practice for the delivery of reward. The Board of Directors ('the Board') ensures that executive reward satisfies the following key criteria for good reward governance practices:

- competitiveness and reasonableness
- acceptability to shareholders
- performance linkage / alignment of executive compensation
- transparency

The Remuneration and Nomination Committee is responsible for determining and reviewing remuneration arrangements for its directors and executives. The performance of the consolidated entity depends on the quality of its directors and executives. The remuneration philosophy is to attract, motivate and retain high performance and high quality personnel.

The reward framework is designed to align executive reward to shareholders' interests. The Board have considered that it should seek to enhance shareholders' interests by:

- focussing on sustained growth in shareholder wealth, consisting of dividends and growth in share price, and delivering constant or increasing return on assets as well as focusing the executive on key non-financial drivers of value
- attracting and retaining high calibre executives

Additionally, the reward framework should seek to enhance executives' interests by:

- rewarding capability and experience
- reflecting competitive reward for contribution to growth in shareholder wealth
- providing a clear structure for earning rewards

In accordance with best practice corporate governance, the structure of non-executive Director and executive Director remuneration is separate.

Non-executive Directors remuneration

Fees and payments to non-executive directors reflect the demands and responsibilities of their role. Non-executive directors' fees and payments are reviewed annually by the Remuneration and Nomination Committee. The Remuneration and Nomination Committee may, from time to time, receive advice from independent remuneration consultants to ensure non-executive directors' fees and payments are appropriate and in line with the market. The chairman's fees are determined independently to the fees of other non-executive directors based on comparative roles in the external market. The chairman is not present at any discussions relating to the determination of his own remuneration.

ASX listing rules require the aggregate non-executive directors remuneration be determined periodically by a general meeting. The most recent determination was at the Annual General Meeting held on 9 November 2004, where the shareholders approved an aggregate remuneration of \$400,000.

Executive remuneration

The Consolidated entity aims to reward executives based on their position and responsibility, with a level and mix of remuneration which has both fixed and variable components.

The executive remuneration and reward framework has four components:

- base pay and non-monetary benefits
- short-term performance incentives
- share-based payments
- other remuneration such as superannuation and long service leave

The combination of these comprises the executive's total remuneration.

Fixed remuneration, consisting of base salary, superannuation and non-monetary benefits, are reviewed annually by the Remuneration and Nomination Committee based on individual and business unit performance, the overall performance of the consolidated entity and comparable market remunerations.

Executives may receive their fixed remuneration in the form of cash or other fringe benefits (for example motor vehicle benefits) where it does not create any additional costs to the Consolidated entity and provides additional value to the executive.

Short-term incentives

The short-term incentives ('STI') program is designed to align the targets of the business units with the performance hurdles of executives. STI payments are granted to executives based on specific annual targets and key performance indicators ('KPI's') being achieved. KPI's include profit contribution, customer satisfaction, leadership contribution and product management. In the 2021 financial year, a bonus was awarded to Mr Steven Yatomi-Clarke upon achievement of 70% of set operational goals with categories of goals he was measured on noted below:

- OmniCAR projects
- Cell Therapy Enhancement projects
- PTX-200 Projects
- PTX 100 projects
- Investors and partnerships
- Corporate

The Board has discretion to approve payment of short-term incentives.

Long-term incentives

The long-term incentives ('LTI') include share-based payments under the Executive Option Plan (EOP) and have been selected to align Company performance and reflect individual employee contribution to the Company. Directors and other key management personnel receive compensation under these plans.

Options are awarded to key management personnel over a period of two to four years based on long-term incentive measures using time-based milestones.

Shares are issued to key management personnel under the EOP based on the achievement of performance hurdles. Performance hurdles are decided on an individual basis as approved by the Board and can be based on financial and non-financial targets.

Consolidated entity performance and link to remuneration

Remuneration for certain individuals is not directly linked to the performance of the consolidated entity. The cash bonus and incentive payments are at the discretion of the Remuneration and Nomination Committee. Refer to the section 'Additional information' below for details of the earnings and total shareholders return for the last five years.

Use of remuneration consultants

During the year ended 30 June 2021 the Company did not engage any remuneration consultants.

Voting and comments made at the company's 2020 Annual General Meeting ('AGM')

At the 2020 AGM, 98.46% of the votes received supported the adoption of the remuneration report for the year ended 30 June 2020. The company did not receive any specific feedback at the AGM regarding its remuneration practices.

Details of remuneration

This remuneration report for the year ended 30 June 2021 outlines the remuneration arrangements of the consolidated entity in accordance with the requirements of the Corporations Act 2001 and its Regulations. This information has been audited as required by section 308(3C) of the Act.

Amounts of remuneration

Details of the remuneration of key management personnel of the Consolidated entity are set out in the following tables.

The key management personnel of the consolidated entity consisted of the following:

- Mr Steven Engle (Non-Executive Chairman)
- Mr Steven Yatomi-Clarke (Managing Director & CEO)
- Dr James Campbell (Non-Executive Director)
- Dr Allen Ebens (Non-Executive Director)
- Ms Melanie Leydin (Company Secretary)

Key management personnel are those persons who, directly or indirectly, have authority and responsibility for planning, directing and controlling the major activities of the Company and consolidated entity.

30 June 2021	Short-term benefits Cash salary and fees \$	Short-term benefits Bonus \$	Post- employment benefits Super- annuation \$	Long-term benefits Long service leave \$	Share-based payments Equity- settled shares \$	Total \$
<i>Non-Executive Directors:</i>						
Mr Steven Engle	87,500	-	-	-	43,569	131,069
Dr James Campbell*	57,750	-	-	-	21,102	78,852
Dr Allen Ebens	51,274	-	-	-	26,908	78,182
<i>Executive Directors:</i>						
Mr Steven Yatomi-Clarke	360,319	56,900	32,599	5,071	345,056	799,945
<i>Other Key Management Personnel:</i>						
Ms Melanie Leydin**	158,400	-	-	-	-	158,400
	715,243	56,900	32,599	5,071	436,635	1,246,448

* Dr Campbell received his remuneration through Barrabool Biotechnology Pty Ltd (an entity associated with him).

** Fees paid to Leydin Freyer Corp Pty Ltd in respect of company secretarial and accounting services.

From 1 July 2020, Dr Terrance Chew and Professor Said Sebti are no longer considered to be the key management personnel.

	Short-term benefits Cash salary and fees \$	Short-term benefits Bonus \$	Post- employment benefits Super- annuation \$	Long-term benefits Long service leave \$	Share-based payments Equity- settled shares \$	Total \$
30 June 2020						
<i>Non-Executive Directors:</i>						
Mr Steven Engle	73,250	-	-	-	7,933	81,183
Dr James Campbell*	46,811	-	-	-	4,914	51,725
Mr Paul Hopper**	24,638	-	-	-	2,764	27,402
Dr Allen Ebens***	3,333	-	-	-	5,830	9,163
<i>Executive Directors:</i>						
Mr Steven Yatomi-Clarke	392,019	71,703	31,333	6,238	137,470	638,763
<i>Other Key Management Personnel:</i>						
Ms Melanie Leydin****	114,000	-	-	-	-	114,000
Professor Said Sebti	161,269	-	-	-	2,367	163,636
Dr Terrence Chew	155,989	-	-	-	1,366	157,355
	<u>971,309</u>	<u>71,703</u>	<u>31,333</u>	<u>6,238</u>	<u>162,644</u>	<u>1,243,227</u>

* Dr Campbell received his remuneration through Barrabool Biotechnology Pty Ltd (an entity associated with him).

** Mr Hopper received his remuneration through Kilinwata Investments Pty Ltd (an entity associated with him). Mr Hopper resigned on 2 January 2020.

*** Dr Ebens was appointed 1 June 2020.

**** Fees paid to Leydin Freyer Corp Pty Ltd in respect of company secretarial and accounting services.

The proportion of remuneration linked to performance and the fixed proportion are as follows:

Name	Fixed remuneration		At risk - LTI		At risk - STI	
	30 June 2021	30 June 2020	30 June 2021	30 June 2020	30 June 2021	30 June 2020
<i>Non-Executive Directors:</i>						
Mr Steven Engle	67%	90%	33%	10%	-	-
Dr James Campbell	73%	91%	27%	9%	-	-
Dr Allen Ebens	66%	36%	34%	64%	-	-
<i>Executive Directors:</i>						
Mr Steven Yatomi-Clarke	50%	67%	43%	22%	7%	11%
<i>Other Key Management Personnel:</i>						
Ms Melanie Leydin	100%	100%	-	-	-	-

Service agreements

Remuneration and other terms of employment for key management personnel are formalised in service agreements. Details of these agreements are as follows:

Name: Steven Yatomi-Clarke
Title: Managing Director & CEO
Agreement commenced: 15 February 2016
Term of agreement: No fixed term, commencing on 15 February 2016 for an ongoing term subject to termination by the Company with six months' notice or by Mr Yatomi-Clarke with 6 months' notice.

Details: Mr Yatomi-Clarke will be entitled to an annual salary of \$344,850 plus superannuation, subject to annual review. In addition, the Company will pay Mr Yatomi-Clarke a performance based bonus over and above the annual salary. This bonus is split between short-term incentives and long-term incentives and is capped at one third of the annual salary as at the date of payment of the bonus. The STI bonus amount is payable within 30 days upon achievement of relevant milestones. Three months before the commencement of each subsequent year, the Board and the Employee will agree the milestones applicable to the achievement of the Bonus amount for those years.

Name: Mr Steven Engle
Title: Non-Executive Chairman
Agreement commenced: 28 November 2014
Term of agreement: No fixed term.
Details: Mr Engle is entitled to an annual salary of \$95,000.

Name: Dr Allen Ebens
Title: Non-Executive Director
Agreement commenced: 22 May 2020
Term of agreement: No fixed term.
Details: Dr Ebens is entitled to an annual salary of \$60,000.

Name: Dr James Campbell
Title: Non-Executive Director
Agreement commenced: 28 November 2014
Term of agreement: No fixed term.
Details: Dr Campbell is entitled to an annual salary of \$60,000.

Key management personnel have no entitlement to termination payments in the event of removal for misconduct.

Share-based compensation

Issue of shares

On 30 November 2016, shareholders approved the Company's proposal to issue up to 8,000,000 Loan Funded Shares (LFS) with an expiry date of 30 November 2021 to the Company's Managing Director, Mr Steven Yatomi-Clarke, by way of a non-recourse, interest-free loan. The loan is repayable at any time or is repayable immediately if the participant ceases to be an employee. If the employee sells the shares, the loan is payable on the date of receipt of the funds. The initial tranche of 2,000,000 shares was issued at \$0.094 (9.4 cents) on 21 December 2016. The second tranche, of 2,000,000 shares will be issued when the 5-day VWAP of the ordinary shares in the Company reaches \$0.15 (15 cents) prior to the expiry date; the third tranche of 2,000,000 shares will be issued when the 5-day VWAP of the ordinary shares in the Company reaches \$0.22 (22 cents) prior to the expiry date; and the fourth and final tranche of 2,000,000 shares will be issued when the 5-day VWAP of ordinary shares in the Company reaches \$0.29 (29 cents) prior to the expiry date.

The terms and conditions of each grant of shares under the Employee Share Loan Plan (ESLP) affecting remuneration of Directors and other key management personnel in this financial year or future reporting years are as follows:

Name	Number of shares granted	Grant date	Vested and issued	Expiry date	Share price hurdle to achieve vesting	Fair value per option at grant date
Steven Yatomi-Clarke	2,000,000	30/11/2016	2,000,000	30/11/2021	\$0.094	\$0.074
Steven Yatomi-Clarke	2,000,000	30/11/2016	-	30/11/2021	\$0.150	\$0.047
Steven Yatomi-Clarke	2,000,000	30/11/2016	-	30/11/2021	\$0.220	\$0.041
Steven Yatomi-Clarke	2,000,000	30/11/2016	-	30/11/2021	\$0.290	\$0.037

Options

There were 17 million options over ordinary shares issued to Directors and other key management personnel as part of compensation that were outstanding as at 30 June 2021.

Grant date	Vesting date and exercisable date	Expiry date	Number of options granted	Exercise price	Fair value per option at grant date
20 November 2018	18 December 2022	18 December 2022	1,000,000	\$0.1016	\$0.04
20 November 2018	18 December 2022	18 December 2022	1,000,000	\$0.1016	\$0.04
26 April 2019	2 May 2019	2 May 2023	1,528,333	\$0.0663	\$0.03
26 April 2019	2 May 2020	2 May 2023	1,528,333	\$0.0663	\$0.03
26 April 2019	2 May 2021	2 May 2023	1,528,333	\$0.0663	\$0.03
1 June 2020	1 June 2020	1 June 2024	138,333	\$0.075	\$0.04
1 June 2020	1 June 2021	1 June 2024	138,333	\$0.075	\$0.04
1 June 2020	1 June 2022	1 June 2024	138,333	\$0.075	\$0.04
10 December 2020	10 December 2020	23 November 2024	4,250,000	\$0.0968	\$0.04
10 December 2020	10 December 2021	23 November 2024	4,250,000	\$0.0968	\$0.04
10 December 2020	10 December 2022	23 November 2024	4,250,000	\$0.0968	\$0.04
10 December 2020	10 December 2023	23 November 2024	4,250,000	\$0.0968	\$0.04

Name	Number of options granted during the year 30 June 2021	Number of options vested during the year 30 June 2021
Mr Steven Yatomi-Clarke	12,900,000	4,391,667
Mr Steven Engle	2,100,000	748,334
Dr James Campbell	1,000,000	388,334
Dr Allen Ebens	1,000,000	250,000
	<u>17,000,000</u>	<u>5,778,335</u>

The total fair value of options granted during the year ended 30 June 2021 was \$642,940. The total fair value of options granted during the year ended 30 June 2020 was \$15,546.

None of the above options were exercised during the year.

Additional information

The earnings of the Consolidated entity for the five years to 30 June 2021 are summarised below:

	2021 \$	2020 \$	2019 \$	2018 \$	2017 \$
Revenue	66,285	70,361	72,109	125,156	166,220
Net profit/(loss) before tax	(4,148,819)	(3,321,189)	(3,797,227)	(2,573,730)	(2,567,634)
Net profit/(loss) after tax	(4,148,819)	(3,321,189)	(3,797,227)	(2,573,730)	(2,567,634)
	2021	2020	2019	2018	2017
Share price at year end (cents)	24.50	5.40	3.80	10.80	5.10

Additional disclosures relating to key management personnel

Shareholding

The number of shares in the Company held during the financial year by each Director and other members of key management personnel of the Consolidated entity, including their personally related parties, is set out below:

	Balance at the start of the year	Received as part of remuneration	Additions	Disposals/ other*	Balance at the end of the year
<i>Ordinary shares</i>					
Dr James Campbell	213,750	-	-	-	213,750
Mr Steven Yatomi-Clarke	4,589,795	-	545,455	-	5,135,250
Ms Melanie Leydin	250,000	-	-	-	250,000
	<u>5,053,545</u>	<u>-</u>	<u>545,455</u>	<u>-</u>	<u>5,599,000</u>

Option holding

The number of options over ordinary shares in the Company held during the financial year by each Director and other members of key management personnel of the Consolidated entity, including their personally related parties, is set out below:

	Balance at the start of the year	Granted as part of remuneration	Granted /other	Expired/ forfeited/ other*	Balance at the end of the year
<i>Options over ordinary shares</i>					
Mr Steven Yatomi Clarke	5,597,692	12,900,000	-	-	18,497,692
Dr James Campbell	432,813	1,000,000	-	-	1,432,813
Mr Steven Engle	670,000	2,100,000	-	-	2,770,000
Dr Allen Ebens	415,000	1,000,000	-	-	1,415,000
	<u>7,115,505</u>	<u>17,000,000</u>	<u>-</u>	<u>-</u>	<u>24,115,505</u>

Loans to key management personnel and their related parties

There were no loans to Key Management Personnel at any time during the financial year (2020: Nil).

Other transactions with key management personnel and their related parties

The following balances were outstanding at the reporting date in relation to transactions with related parties.

	Consolidated 2021 \$	Consolidated 2020 \$
Trade and other payables to related parties		
Leydin Freyer Corp Pty Ltd	13,200	10,055
Terrence Chew	-	6,926
Said Sebti	-	27,613

Leydin Freyer Corp Pty Ltd provides company secretarial and accounting services and is an entity related to Ms Melanie Leydin.

There were no other transactions with Key Management Personnel other than those disclosed above.

This concludes the remuneration report, which has been audited.

Shares under option

Unissued ordinary shares of Prescient Therapeutics Limited under option at the date of this report are as follows:

Grant date	Expiry date	Exercise price	Number under option
31 November 2016*	31 November 2021	\$0.0940	2,000,000
31 November 2016*	31 November 2021	\$0.1500	2,000,000
31 November 2016*	31 November 2021	\$0.2200	2,000,000
31 November 2016*	31 November 2021	\$0.2900	2,000,000
10 May 2018	10 May 2022	\$0.1362	1,400,000
20 November 2018	18 December 2022	\$0.1016	2,000,000
30 April 2019	31 March 2023	\$0.0625	4,200,000
26 April 2019	2 May 2023	\$0.0663	4,723,333
23 May 2019	3 June 2023	\$0.0628	800,000
1 April 2019	31 March 2023	\$0.0625	17,656,909
30 April 2019	31 March 2023	\$0.0625	21,188,828
3 May 2019	31 March 2023	\$0.0625	51,843,045
1 June 2020	1 June 2024	\$0.0750	415,000
10 December 2020	23 November 2024	\$0.0968	17,000,000
10 December 2020	8 December 2025	\$0.0968	4,000,000
21 December 2020	21 December 2024	\$0.0923	1,000,000
16 December 2020**	21 December 2024	\$0.3630	1,000,000
31 May 2021**	7 July 2026	\$0.3580	4,000,000
26 June 2021**	7 July 2025	\$0.3630	1,000,000
			140,227,115

No person entitled to exercise the options had or has any right by virtue of the option to participate in any share issue of the Company or of any other body corporate.

*Grant of shares options under the Employee Share Loan Plan

**These share options were accepted by the employees and advisors on the date mentioned in the note as a grant date but issued on 8 July 2021.

Shares issued on the exercise of options

There were 500,046 ordinary shares of Prescient Therapeutics Limited issued on the exercise of listed options during the year ended 30 June 2021 and 1,526,512 ordinary shares of Prescient Therapeutics Limited issued on the exercise of listed options subsequent to the year ended 30 June 2021 and up to the date of this report.

Indemnity and insurance of officers

During the financial year, Prescient Therapeutics Limited paid an insurance premium in respect of a contract insuring directors, secretaries and executive officers of the Company and its controlled entities against a liability incurred as director, secretary or executive officer to the extent permitted by the Corporations Act 2001. The contract of insurance prohibits disclosure of the nature of the liability and the amount of the premium.

The Company has not otherwise, during or since the end of the financial year, except to the extent permitted by law, indemnified or agreed to indemnify an officer or auditor of the Company or any of its controlled entities against a liability incurred as such an officer or auditor.

Indemnity and insurance of auditor

To the extent permitted by law, the Company has agreed to indemnify the auditors, William Buck, as part of the terms of its audit engagement agreement against claims by third parties arising from the audit (for an unspecified amount). No payments have been made to indemnify William Buck during or since the financial year.

Proceedings on behalf of the Company

No person has applied to the Court under section 237 of the Corporations Act 2001 for leave to bring proceedings on behalf of the Company, or to intervene in any proceedings to which the Company is a party for the purpose of taking responsibility on behalf of the Company for all or part of those proceedings.

Non-audit services

There were no non-audit services provided during the financial year by the auditor.

Officers of the Company who are former partners of William Buck

There are no officers of the Company who are former partners of William Buck.

Auditor's independence declaration

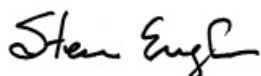
A copy of the auditor's independence declaration as required under section 307C of the Corporations Act 2001 is set out immediately after this Directors' report.

Auditor

William Buck continues in office in accordance with section 327 of the Corporations Act 2001.

This report is made in accordance with a resolution of Directors, pursuant to section 298(2)(a) of the Corporations Act 2001.

On behalf of the Directors

A handwritten signature in black ink that reads "Steven Engle".

Steven Engle
Non-Executive Chairman

30 August 2021

**AUDITOR'S INDEPENDENCE DECLARATION UNDER SECTION 307C OF THE
CORPORATIONS ACT 2001 TO THE DIRECTORS OF PRESCIENT THERAPEUTICS
LIMITED**

I declare that, to the best of my knowledge and belief, during the year ended 30 June 2021 there have been:

- no contraventions of the auditor independence requirements as set out in the Corporations Act 2001 in relation to the audit; and
- no contraventions of any applicable code of professional conduct in relation to the audit.

William Buck

William Buck Audit (Vic) Pty Ltd

ABN: 59 116 151 136



N.S. Benbow

Director

Melbourne, 30 August 2021

ACCOUNTANTS & ADVISORS

Level 20, 181 William Street
Melbourne VIC 3000

Telephone: +61 3 9824 8555

williambuck.com

Prescient Therapeutics Limited
Statement of profit or loss and other comprehensive income
For the year ended 30 June 2021



		Consolidated	
	Note	30 June 2021	30 June 2020
		\$	\$
Interest revenue	5	66,285	70,361
Other income	6	1,235,476	1,079,337
Expenses			
Research and development costs		(2,494,797)	(2,760,001)
Employment costs		(1,323,598)	(418,468)
Corporate expenses		(813,198)	(834,702)
Administrative expenses		(148,348)	(292,684)
Share based payments	24	(647,164)	(188,414)
Interest expense		(10,615)	(4,190)
Foreign exchange movements		(12,860)	27,572
Loss before income tax expense		(4,148,819)	(3,321,189)
Income tax expense		-	-
Loss after income tax expense for the year attributable to the Owners of Prescient Therapeutics Limited		(4,148,819)	(3,321,189)
Other comprehensive income for the year, net of tax		-	-
Total comprehensive loss for the year attributable to the Owners of Prescient Therapeutics Limited		(4,148,819)	(3,321,189)
		Cents	Cents
Basic earnings per share	23	(0.68)	(0.84)
Diluted earnings per share	23	(0.68)	(0.84)

The above statement of profit or loss and other comprehensive income should be read in conjunction with the accompanying notes

Prescient Therapeutics Limited
Statement of financial position
As at 30 June 2021



		Consolidated	
	Note	30 June 2021 \$	30 June 2020 \$
Assets			
Current assets			
Cash and cash equivalents	7	16,097,508	7,357,078
Trade and other receivables		53,720	29,845
Term deposits		20,000	20,000
Prepayments		241,469	267,668
Other current assets	8	1,185,476	1,030,587
Total current assets		<u>17,598,173</u>	<u>8,705,178</u>
Non-current assets			
Plant and equipment		1,877	38
Intangibles	9	3,366,894	3,366,894
Total non-current assets		<u>3,368,771</u>	<u>3,366,932</u>
Total assets		<u>20,966,944</u>	<u>12,072,110</u>
Liabilities			
Current liabilities			
Trade and other payables	10	277,158	662,296
Borrowings	11	165,829	156,880
Employee benefits		71,688	45,068
Total current liabilities		<u>514,675</u>	<u>864,244</u>
Non-current liabilities			
Employee benefits		25,002	19,707
Total non-current liabilities		<u>25,002</u>	<u>19,707</u>
Total liabilities		<u>539,677</u>	<u>883,951</u>
Net assets		<u>20,427,267</u>	<u>11,188,159</u>
Equity			
Issued capital	12	76,671,176	63,930,411
Reserves		1,263,713	715,843
Accumulated losses		<u>(57,507,622)</u>	<u>(53,458,095)</u>
Total equity		<u>20,427,267</u>	<u>11,188,159</u>

The above statement of financial position should be read in conjunction with the accompanying notes

Prescient Therapeutics Limited
Statement of changes in equity
For the year ended 30 June 2021



	Issued capital \$	Share based payments reserve \$	Share loan plan reserve \$	Accumulated losses \$	Total equity \$
Consolidated					
Balance at 1 July 2019	63,930,411	893,821	205,883	(50,709,181)	14,320,934
Loss after income tax expense for the year	-	-	-	(3,321,189)	(3,321,189)
Other comprehensive income for the year, net of tax	-	-	-	-	-
Total comprehensive loss for the year	-	-	-	(3,321,189)	(3,321,189)
<i>Transactions with Owners in their capacity as Owners:</i>					
Share-based payments (note 24)	-	108,717	79,697	-	188,414
Lapsed/expired Options	-	(572,275)	-	572,275	-
Balance at 30 June 2020	<u>63,930,411</u>	<u>430,263</u>	<u>285,580</u>	<u>(53,458,095)</u>	<u>11,188,159</u>

	Issued capital \$	Share based payments reserve \$	Share loan plan reserve \$	Accumulated losses \$	Total equity \$
Consolidated					
Balance at 1 July 2020	63,930,411	430,263	285,580	(53,458,095)	11,188,159
Loss after income tax expense for the year	-	-	-	(4,148,819)	(4,148,819)
Other comprehensive income for the year, net of tax	-	-	-	-	-
Total comprehensive loss for the year	-	-	-	(4,148,819)	(4,148,819)
<i>Transactions with Owners in their capacity as Owners:</i>					
Issue of shares (note 12)	12,709,515	-	-	-	12,709,515
Issue of shares on conversion of options (note 12)	31,250	-	-	(2)	31,248
Share-based payments (note 24)	-	567,468	79,696	-	647,164
Lapsed/expired Options	-	(99,294)	-	99,294	-
Balance at 30 June 2021	<u>76,671,176</u>	<u>898,437</u>	<u>365,276</u>	<u>(57,507,622)</u>	<u>20,427,267</u>

The above statement of changes in equity should be read in conjunction with the accompanying notes

Prescient Therapeutics Limited
Statement of cash flows
For the year ended 30 June 2021



	Consolidated	
Note	30 June 2021	30 June 2020
	\$	\$
Cash flows from operating activities		
Payments to suppliers & employees	(5,118,294)	(4,067,821)
Interest received	67,682	70,818
R&D tax incentive	1,030,587	1,629,821
Government grants received	50,000	50,000
	<u> </u>	<u> </u>
Net cash used in operating activities	22 (3,970,025)	(2,317,182)
Cash flows from investing activities		
Payments for property, plant and equipment	(2,314)	-
	<u> </u>	<u> </u>
Net cash used in investing activities	(2,314)	-
Cash flows from financing activities		
Proceeds from conversion of options	31,250	-
Proceeds from issue of shares	13,546,067	-
Share issue transaction costs	(836,552)	-
Repayment of borrowings	8,949	-
	<u> </u>	<u> </u>
Net cash from financing activities	12,749,714	-
Net increase/(decrease) in cash and cash equivalents	8,777,375	(2,317,182)
Cash and cash equivalents at the beginning of the financial year	7,357,078	9,639,637
Effects of exchange rate changes on cash and cash equivalents	(36,945)	34,623
	<u> </u>	<u> </u>
Cash and cash equivalents at the end of the financial year	7 <u>16,097,508</u>	<u>7,357,078</u>

The above statement of cash flows should be read in conjunction with the accompanying notes

Note 1. General information

The financial statements cover Prescient Therapeutics Limited as a consolidated entity consisting of Prescient Therapeutics Limited and the entities it controlled at the end of, or during, the year. The financial statements are presented in Australian dollars, which is Prescient Therapeutics Limited's functional and presentation currency.

Prescient Therapeutics Limited is a listed public company limited by shares, incorporated and domiciled in Australia. Its registered office and principal place of business is:

Level 4, 100 Albert Road
South Melbourne, VIC, 3205

A description of the nature of the Consolidated entity's operations and its principal activities are included in the Directors' report, which is not part of the financial statements.

The financial statements were authorised for issue, in accordance with a resolution of Directors, on 27 August 2021.

Note 2. Significant accounting policies

The principal accounting policies adopted in the preparation of the financial statements are set out either in the respective notes or below. These policies have been consistently applied to all the years presented, unless otherwise stated.

New or amended Accounting Standards and Interpretations adopted

The Consolidated entity has adopted all of the new or amended Accounting Standards and Interpretations issued by the Australian Accounting Standards Board ('AASB') that are mandatory for the current reporting period.

Any new or amended Accounting Standards or Interpretations that are not yet mandatory have not been early adopted.

Basis of preparation

These general purpose financial statements have been prepared in accordance with Australian Accounting Standards and Interpretations issued by the Australian Accounting Standards Board ('AASB') and the Corporations Act 2001, as appropriate for for-profit oriented entities. These financial statements also comply with International Financial Reporting Standards as issued by the International Accounting Standards Board ('IASB').

For the purposes of preparing financial statements, Prescient Therapeutics Limited is a for-profit entity.

Historical cost convention

The financial statements have been prepared under the historical cost convention.

Critical accounting estimates

The preparation of the financial statements requires the use of certain critical accounting estimates. It also requires management to exercise its judgement in the process of applying the Consolidated entity's accounting policies. The areas involving a higher degree of judgement or complexity, or areas where assumptions and estimates are significant to the financial statements, are disclosed in note 3.

Parent entity information

In accordance with the Corporations Act 2001, these financial statements present the results of the Consolidated entity only. Supplementary information about the parent entity is disclosed in note 20.

Principles of consolidation

The consolidated financial statements incorporate the assets and liabilities of all subsidiaries of Prescient Therapeutics Limited ('company' or 'parent entity') as at 30 June 2021 and the results of all subsidiaries for the year then ended. Prescient Therapeutics Limited and its subsidiaries together are referred to in these financial statements as the 'consolidated entity'.

Subsidiaries are all those entities over which the Consolidated entity has control. The Consolidated entity controls an entity when the Consolidated entity is exposed to, or has rights to, variable returns from its involvement with the entity and has the ability to affect those returns through its power to direct the activities of the entity. Subsidiaries are fully consolidated from the date on which control is transferred to the Consolidated entity. They are de-consolidated from the date that control ceases.

Note 2. Significant accounting policies (continued)

Intercompany transactions, balances and unrealised gains on transactions between entities in the Consolidated entity are eliminated. Unrealised losses are also eliminated unless the transaction provides evidence of the impairment of the asset transferred. Accounting policies of subsidiaries have been changed where necessary to ensure consistency with the policies adopted by the Consolidated entity.

The acquisition of subsidiaries is accounted for using the acquisition method of accounting. A change in ownership interest, without the loss of control, is accounted for as an equity transaction, where the difference between the consideration transferred and the book value of the share of the non-controlling interest acquired is recognised directly in equity attributable to the parent.

Where the Consolidated entity loses control over a subsidiary, it derecognises the assets including goodwill, liabilities and non-controlling interest in the subsidiary together with any cumulative translation differences recognised in equity. The Consolidated entity recognises the fair value of the consideration received and the fair value of any investment retained together with any gain or loss in profit or loss.

Foreign currency translation

The financial statements are presented in Australian dollars, which is Prescient Therapeutics Limited's functional and presentation currency.

Foreign currency transactions

Foreign currency transactions are translated into Australian dollars using the exchange rates prevailing at the dates of the transactions. Foreign exchange gains and losses resulting from the settlement of such transactions and from the translation at financial year-end exchange rates of monetary assets and liabilities denominated in foreign currencies are recognised in profit or loss.

Current and non-current classification

Assets and liabilities are presented in the statement of financial position based on current and non-current classification.

An asset is classified as current when: it is either expected to be realised or intended to be sold or consumed in the Consolidated entity's normal operating cycle; it is held primarily for the purpose of trading; it is expected to be realised within 12 months after the reporting period; or the asset is cash or cash equivalent unless restricted from being exchanged or used to settle a liability for at least 12 months after the reporting period. All other assets are classified as non-current.

A liability is classified as current when: it is either expected to be settled in the Consolidated entity's normal operating cycle; it is held primarily for the purpose of trading; it is due to be settled within 12 months after the reporting period; or there is no unconditional right to defer the settlement of the liability for at least 12 months after the reporting period. All other liabilities are classified as non-current.

Impairment of non-financial assets

Non-financial assets are reviewed for impairment whenever events or changes in circumstances indicate that the carrying amount may not be recoverable. An impairment loss is recognised for the amount by which the asset's carrying amount exceeds its recoverable amount.

Recoverable amount is the higher of an asset's fair value less costs of disposal and value-in-use. The value-in-use is the present value of the estimated future cash flows relating to the asset using a pre-tax discount rate specific to the asset or cash-generating unit to which the asset belongs. Assets that do not have independent cash flows are grouped together to form a cash-generating unit.

Goods and Services Tax ('GST') and other similar taxes

Revenues, expenses and assets are recognised net of the amount of associated GST, unless the GST incurred is not recoverable from the tax authority. In this case it is recognised as part of the cost of the acquisition of the asset or as part of the expense.

Receivables and payables are stated inclusive of the amount of GST receivable or payable. The net amount of GST recoverable from, or payable to, the tax authority is included in other receivables or other payables in the statement of financial position.

Note 2. Significant accounting policies (continued)

Cash flows are presented on a gross basis. The GST components of cash flows arising from investing or financing activities which are recoverable from, or payable to the tax authority, are presented as operating cash flows.

Commitments and contingencies are disclosed net of the amount of GST recoverable from, or payable to, the tax authority.

Note 3. Critical accounting judgements, estimates and assumptions

The preparation of the financial statements requires management to make judgements, estimates and assumptions that affect the reported amounts in the financial statements. Management continually evaluates its judgements and estimates in relation to assets, liabilities, contingent liabilities, revenue and expenses. Management bases its judgements, estimates and assumptions on historical experience and on other various factors, including expectations of future events, management believes to be reasonable under the circumstances. The resulting accounting judgements and estimates will seldom equal the related actual results. The judgements, estimates and assumptions that have a significant risk of causing a material adjustment to the carrying amounts of assets and liabilities (refer to the respective notes) within the next financial year are discussed below.

Coronavirus (COVID-19) pandemic

Judgement has been exercised in considering the impacts that the Coronavirus (COVID-19) pandemic has had, or may have, on the consolidated entity based on known information. This consideration extends to the nature of the consolidated entity's current operations, supply chain, logistics, staffing and geographic regions in which the consolidated entity operates.

Whilst some laboratories and research facilities may be understaffed, or temporarily closed, the Company's operations are relatively unaffected. Other than as addressed in specific notes, there does not currently appear to be any other significant impact upon the financial statements or any significant uncertainties with respect to events or conditions which may impact the consolidated entity unfavourably as at the reporting date or subsequently as a result of the Coronavirus (COVID-19) pandemic.

Share-based payment transactions

The consolidated entity measures the cost of equity-settled transactions with employees by reference to the fair value of the equity instruments at the date at which they are granted. The fair value is determined by using the Black-Scholes model taking into account the terms and conditions upon which the instruments were granted. The accounting estimates and assumptions relating to equity-settled share-based payments would have no impact on the carrying amounts of assets and liabilities within the next annual reporting period but may impact profit or loss and equity. Refer to note 27 for further details.

Research and development

Research costs are expensed in the period in which they are incurred. Development costs are capitalised when it is probable that the project will be a success considering its commercial and technical feasibility; the consolidated entity is able to use or sell the asset; the consolidated entity has sufficient resources; and intend to complete the development and its costs can be measured reliably. Capitalised development costs are amortised on a straight-line basis over the period of their expected benefit.

Indefinite life intangible assets

The consolidated entity tests annually, or more frequently if events or changes in circumstances indicate impairment, whether indefinite life intangible assets have suffered any impairment, in accordance with the accounting policy stated in note 9. The recoverable amounts of cash-generating units have been determined based on replacement cost calculations. These calculations require the use of assumptions, including estimated discount rates based on the current cost of capital and growth rates of the estimated future cash flows.

Recovery of deferred tax assets

Deferred tax assets are recognised for deductible temporary differences only if the consolidated entity considers it is probable that future taxable amounts will be available to utilise those temporary differences and losses. The consolidated entity did not recognise any deferred assets based on its current assessment of the availability of the future taxable amount.

Note 4. Operating segments

Identification of reportable operating segments

The company operated predominately in the clinical stage oncology industry within Australia. AASB 8 requires operating segments to be identified on the basis of internal reports about the components of the consolidated entity that are regularly reviewed by the chief operating decision maker in order to allocate resources to the segment and to assess its performance. The Board reviews the Company as a whole in the business segment of clinical stage oncology within Australia.

Accounting policy for operating segments

Operating segments are presented using the 'management approach', where the information presented is on the same basis as the internal reports provided to the Chief Operating Decision Makers ('CODM'). The CODM is responsible for the allocation of resources to operating segments and assessing their performance.

Note 5. Interest revenue

	Consolidated	
	30 June 2021	30 June 2020
	\$	\$
Interest income	<u>66,285</u>	<u>70,361</u>

Accounting policy for revenue recognition

Interest

Interest revenue is recognised as interest accrues using the effective interest method. This is a method of calculating the amortised cost of a financial asset and allocating the interest income over the relevant period using the effective interest rate, which is the rate that exactly discounts estimated future cash receipts through the expected life of the financial asset to the net carrying amount of the financial asset.

Note 6. Other income

	Consolidated	
	30 June 2021	30 June 2020
	\$	\$
Government grants	50,000	50,000
Research and development tax incentive	<u>1,185,476</u>	<u>1,029,337</u>
Other income	<u>1,235,476</u>	<u>1,079,337</u>

Note 6. Other income (continued)

The Research and Development Tax Incentive programme provides tax offsets for expenditure on eligible R&D activities. Under the programme, Prescient, having expected aggregated annual turnover of under \$20 million, is entitled to a refundable R&D credit of 43.5% (2020: 43.5%) on the eligible R&D expenditure incurred on eligible R&D activities. One of the conditions the company must meet is ensuring more than 50% of total R&D activity costs will be incurred in Australia.

The refundable R&D tax offset is accounted for under AASB 120 *Accounting for Government Grants and Disclosure of Government Assistance*.

During the financial year ended 30 June 2021, the consolidated entity recognised R&D tax incentive revenue of \$1,185,476 (2020: \$1,029,337).

During the year, the consolidated entity received \$50,000 in the Australian Government's *Boosting Cash Flow for Employers* assistance, which supported businesses during the economic downturn associated with COVID-19. In the prior year, the consolidated entity also received \$50,000 in the Australian Government's *Boosting Cash Flow for Employers* assistance, which supported businesses during the economic downturn associated with COVID-19.

Accounting policy for Government grants

Government grants are recognised where there is reasonable assurance that the grant will be received and all attached conditions will be complied with. When the grant relates to an expense item, it is recognised as income on a systematic basis over the periods that the related costs, for which it is intended to compensate, are expensed. When the grant relates to an asset, it is recognised as income in equal amounts over the expected useful life of the related asset.

Note 7. Current assets - cash and cash equivalents

	Consolidated	
	30 June 2021	30 June 2020
	\$	\$
Cash at bank	6,097,508	3,857,078
Cash on deposit	10,000,000	3,500,000
	<u>16,097,508</u>	<u>7,357,078</u>

Cash at bank earns interest at floating rates based on daily bank deposit rates.

Cash on deposit relates to short-term deposits with a maturity of three months or less.

Accounting policy for cash and cash equivalents

Cash and cash equivalents include cash on hand, deposits held at call with financial institutions, other short-term, highly liquid investments with original maturities of three months or less that are readily convertible to known amounts of cash and which are subject to an insignificant risk of changes in value.

Note 8. Current assets - other current assets

	Consolidated	
	30 June 2021	30 June 2020
	\$	\$
R&D tax incentive receivable	<u>1,185,476</u>	<u>1,030,587</u>

During the year, the consolidated entity recognised a R&D tax incentive revenue receivable of \$1,185,476. In the prior year, the consolidated entity received a R&D tax incentive of \$1,030,587.

Note 9. Non-current assets - intangibles

	Consolidated	
	30 June 2021	30 June 2020
	\$	\$
Intellectual property - at cost on acquisition	<u>3,366,894</u>	<u>3,366,894</u>

Accounting policy for intangible assets

Intangible assets acquired separately are initially recognised at cost. Intangible assets with indefinite useful lives or with finite lives however not available for use, are not amortised and are subsequently measured at cost less any impairment. Finite life intangible assets are subsequently measured at cost less amortisation and any impairment. The gains or losses recognised in profit or loss arising from the derecognition of intangible assets are measured as the difference between net disposal proceeds and the carrying amount of the intangible asset. The method and useful lives of finite life intangible assets are reviewed annually. Changes in the expected pattern of consumption or useful life are accounted for prospectively by changing the amortisation method or period.

The intellectual property has an indefinite useful life.

Impairment assessment at 30 June 2021

The intellectual property has been allocated to two cash-generating units (CGUs), being PTX-100 (\$1,650,176) and PTX-200 (\$1,716,718). The impairment assessment consisted of a comparison of the carrying value of each of these with their recoverable amount. The recoverable amounts of the CGUs were determined amounts based on assessments of their fair value less costs of disposal.

The Company applied the cost approach in determining the recoverable amount. A cost approach reflects the amount that would be required to replace the service capacity of an asset (often referred to as current replacement cost).

The elements of cost included in this model were the initial costs to acquire the asset (licence) and the costs expensed in relation to continuing to advance the progress in the development of these assets. The costs incurred in continuing development were determined in reference to the historical Research and Development claims submitted from 2015 – present.

The fair value is based on level 3 unobservable inputs, being the consolidated entity's internal financial information.

No reasonably possible change in any of the assumptions applied in deriving these recoverable value assessments would have resulted in impairment for the year ended 30 June 2021.

Note 10. Current liabilities - trade and other payables

	Consolidated	
	30 June 2021	30 June 2020
	\$	\$
Trade payables	232,607	479,924
Other payables and accruals	<u>44,551</u>	<u>182,372</u>
	<u>277,158</u>	<u>662,296</u>

Refer to note 14 for further information on financial instruments.

Accounting policy for trade and other payables

These amounts represent liabilities for goods and services provided to the consolidated entity prior to the end of the financial year and which are unpaid. Due to their short-term nature they are measured at amortised cost and are not discounted.

Note 11. Current liabilities - borrowings

	Consolidated	
	30 June 2021	30 June 2020
	\$	\$
Borrowings - insurance	165,829	156,880

Refer to note 14 for further information on financial instruments.

In year ended 30 June 2020, the consolidated entity entered into a premium finance arrangement to fund its insurance.

Accounting policy for borrowings

Loans and borrowings are initially recognised at the fair value of the consideration received, net of transaction costs. They are subsequently measured at amortised cost using the effective interest method.

Note 12. Equity - issued capital

	Consolidated			
	30 June 2021	30 June 2020	30 June 2021	30 June 2020
	Shares	Shares	\$	\$
Ordinary shares - fully paid	641,053,056	394,260,627	76,671,176	63,930,411

Movements in ordinary share capital

Details	Date	Shares	Issue price	\$
Balance	30 June 2020	394,260,627		63,930,411
Options Conversion	30 June 2021	500,046	\$0.0625	31,250
Shares issued	27 July 2020	118,181,818	\$0.0550	6,499,992
Shares issued	26 August 2020	128,110,565	\$0.0550	7,046,075
Capital raising fees				(836,552)
Balance	30 June 2021	641,053,056		76,671,176

Ordinary shares

Ordinary shares entitle the holder to participate in dividends and the proceeds on the winding up of the Company in proportion to the number of and amounts paid on the shares held. The fully paid ordinary shares have no par value and the Company does not have a limited amount of authorised capital.

On a show of hands every member present at a meeting in person or by proxy shall have one vote and upon a poll each share shall have one vote.

Share buy-back

There is no current on-market share buy-back.

Capital risk management

The Consolidated entity's objectives when managing capital is to safeguard its ability to continue as a going concern, so that it can provide returns for shareholders and benefits for other stakeholders and to maintain an optimum capital structure to reduce the cost of capital.

Capital is regarded as total equity, as recognised in the statement of financial position, plus net debt. Net debt is calculated as total borrowings less cash and cash equivalents.

In order to maintain or adjust the capital structure, the Consolidated entity may adjust the amount of dividends paid to shareholders, return capital to shareholders, issue new shares or sell assets to reduce debt.

Note 12. Equity - issued capital (continued)

The Consolidated entity would look to raise capital when an opportunity to invest in a business or company was seen as value adding relative to the current Company's share price at the time of the investment. The Consolidated entity is not actively pursuing additional investments in the short term as it continues to integrate and grow its existing businesses in order to maximise synergies.

The capital risk management policy remains unchanged from the 2020 Annual Report.

Accounting policy for issued capital

Ordinary shares are classified as equity.

Incremental costs directly attributable to the issue of new shares or options are shown in equity as a deduction, net of tax, from the proceeds.

Note 13. Equity - dividends

There were no dividends paid, recommended or declared during the current or previous financial year.

Note 14. Financial instruments

Financial risk management objectives

The consolidated entity's principal financial instruments comprise receivables, payables, cash at bank and short term deposits from time to time.

The consolidated entity manages its exposures to key financial risk, including interest rate and currencies in accordance with the consolidated entity's financial risk management policy, which requires it to undertake those actions that are necessary to reduce the consolidated entity's exposure to financial risk so as to provide reasonable assurances as to financial outcomes in respect to the transactional circumstances of each situation.

Market risk

Foreign currency risk

The Consolidated entity undertakes certain transactions denominated in foreign currency and is exposed to foreign currency risk through foreign exchange rate fluctuations.

Foreign exchange risk arises from future commercial transactions and recognised financial assets and financial liabilities denominated in a currency that is not the entity's functional currency. The risk is measured using sensitivity analysis and cash flow forecasting.

The carrying amount of the Consolidated entity's foreign currency denominated financial assets and financial liabilities at the reporting date were as follows:

	Assets		Liabilities	
	30 June 2021	30 June 2020	30 June 2021	30 June 2020
Consolidated	\$	\$	\$	\$
US dollars	1,251,908	589,196	128,726	458,797

The consolidated entity had net assets denominated in foreign currencies of \$1,123,182 (assets of \$1,251,908 less liabilities of \$128,726) as at 30 June 2021 (2020: net assets of \$130,399 (assets of \$589,196 less liabilities of \$458,797)). Based on this exposure, the following sensitivity analysis has been performed. The percentage change is the expected overall volatility of the significant currencies, which is based on management's assessment of reasonable possible fluctuations taking into consideration movements over the last 12 months each year and the spot rate at each reporting date.

Note 14. Financial instruments (continued)

Consolidated - 30 June 2021	% change	AUD strengthened		% change	AUD weakened	
		Effect on profit before tax	Effect on equity		Effect on profit before tax	Effect on equity
US dollars	10%	<u>112,318</u>	<u>112,318</u>	(10%)	<u>(112,318)</u>	<u>(112,318)</u>

Consolidated - 30 June 2020	% change	AUD strengthened		% change	AUD weakened	
		Effect on profit before tax	Effect on equity		Effect on profit before tax	Effect on equity
US dollars	10%	<u>13,040</u>	<u>13,040</u>	(10%)	<u>(13,040)</u>	<u>(13,040)</u>

Liquidity risk

The consolidated entity's exposure to the availability of the funds to settle its creditors and other liabilities. The consolidated entity has historically raised capital approximately every 12-18 months.

Remaining contractual maturities

The following tables detail the consolidated entity's remaining contractual maturity for its financial liabilities. The tables have been drawn up based on the undiscounted cash flows of financial liabilities based on the earliest date on which the financial liabilities are required to be paid. The tables include both interest and principal cash flows disclosed as remaining contractual maturities and therefore these totals may differ from their carrying amount in the statement of financial position.

Consolidated - 30 June 2021	Weighted average interest rate %	1 year or less \$	Between 1 and 2 years \$	Between 2 and 5 years \$	Over 5 years \$	Remaining contractual maturities \$
Non-derivatives						
<i>Non-interest bearing</i>						
Trade payables	-	232,607	-	-	-	232,607
Other payables	-	68,927	-	-	-	68,927
<i>Interest-bearing - fixed rate</i>						
Premium finance	3.81%	165,793	-	-	-	165,793
Total non-derivatives		<u>467,327</u>	-	-	-	<u>467,327</u>

Consolidated - 30 June 2020	Weighted average interest rate %	1 year or less \$	Between 1 and 2 years \$	Between 2 and 5 years \$	Over 5 years \$	Remaining contractual maturities \$
Non-derivatives						
<i>Non-interest bearing</i>						
Trade payables	-	479,924	-	-	-	479,924
Other payables	-	182,372	-	-	-	182,372
<i>Interest-bearing - fixed rate</i>						
Premium finance	3.99%	163,140	-	-	-	163,140
Total non-derivatives		<u>825,436</u>	-	-	-	<u>825,436</u>

The cash flows in the maturity analysis above are not expected to occur significantly earlier than contractually disclosed above.

The carrying amount of financial assets and liabilities is a reasonable approximation of fair value.

Note 14. Financial instruments (continued)

Fair value of financial instruments

Unless otherwise stated, the carrying amounts of financial instruments reflect their fair value.

Note 15. Key management personnel disclosures

Directors

The following persons were Directors of Prescient Therapeutics Limited during the financial year:

Mr Steven Engle	Non-executive Chairman
Mr Steven Yatomi-Clarke	Managing Director and CEO
Dr James Campbell	Non-executive Director
Dr Allen Ebens	Non-executive Director

Other key management personnel

The following person also had the authority and responsibility for planning, directing and controlling the major activities of the Consolidated entity, directly or indirectly, during the financial year:

Ms Melanie Leydin	Company Secretary
-------------------	-------------------

Compensation

The aggregate compensation made to Directors and other members of key management personnel of the Consolidated entity is set out below:

	Consolidated	
	30 June 2021	30 June 2020
	\$	\$
Short-term employee benefits	772,143	1,043,012
Post-employment benefits	32,599	31,333
Long-term benefits	5,071	6,238
Share-based payments	436,635	162,644
	<u>1,246,448</u>	<u>1,243,227</u>

Note 16. Remuneration of auditors

During the financial year the following fees were paid or payable for services provided by the auditor of the Company:

	Consolidated	
	30 June 2021	30 June 2020
	\$	\$
<i>Audit services - Ernst & Young</i>		
Audit or review of the financial statements	-	24,273
<i>Audit services - William Buck</i>		
Audit or review of the financial statements	36,000	22,000
	<u>36,000</u>	<u>46,273</u>

Note 17. Contingent liabilities and commercial agreements that may impact future operations

The consolidated entity has entered into several agreements whereby it is obliged to make royalty payments on future sales and make future cash milestone payments if certain events occur. These agreements include the following:

Note 17. Contingent liabilities and commercial agreements that may impact future operations (continued)

Yale University - PTX 100

The agreement includes:

- Milestone payments based on dosing of patients in trials
- Milestone payments based on First New Drug Application (NDA) for a licensed product, and the associated FDA approval of the NDA
- Milestone payments based on market entry of licensed products in certain countries
- Royalty payments based on worldwide annual net sales

Cahaba Pharmaceuticals LLC - PTX 200

The agreement includes:

- Payments derived from achievement of clinical success-based milestones
- Milestone payments based on FDA acceptance of trials conducted
- Milestone payments based on dosing of patients in trials
- Milestone payments based on First New Drug Application (NDA) for a licensed product, and the associated FDA approval of the NDA
- Royalty payments based on net sales and sublicensing revenue

University of Pennsylvania - OmniCAR

The agreement includes:

- Development milestone payments based on first dosing of a subject in phases of clinical trials
- Milestone payments based on reaching certain levels of product net sales
- Royalties paid on levels of annual product net sales

Oxford University - OmniCAR

The agreement includes:

- Royalties paid on net sales of a licensed product
- Milestone payments based on commencement of phases and first regulatory approval of products

Note 18. Commitments

The consolidated entity has entered into a number of licence agreements as outlined below:

Yale University License agreement - PTX 100

An agreement was entered into to license certain intellectual property and technology from Yale University. As part of the agreement the consolidated entity is required to pay annual license maintenance fees.

Cahaba Pharmaceuticals LLC - PTX 200

An agreement was entered into to license certain intellectual property and technology from Cahaba Pharmaceuticals LLC. As part of the agreement the consolidated entity is required to pay annual license maintenance fees.

University of Pennsylvania License agreement - OmniCAR

An agreement was entered into to license certain intellectual property and technology from University of Pennsylvania. As part of the agreement the consolidated entity is required to pay annual license maintenance fees.

Oxford University License agreement - OmniCAR

An agreement was entered into to license certain intellectual property and technology from Oxford University. As part of the agreement the consolidated entity is required to pay annual license maintenance fees.

Note 19. Related party transactions

Parent entity

Prescient Therapeutics Limited is the parent entity.

Subsidiaries

Interests in subsidiaries are set out in note 21.

Key management personnel

Disclosures relating to key management personnel are set out in note 15 and the remuneration report included in the Directors' report.

Receivable from and payable to related parties

The following balances are outstanding at the reporting date in relation to transactions with related parties:

	Consolidated	
	30 June 2021	30 June 2020
	\$	\$
Trade and other payables to related parties:		
Leydin Freyer Corp Pty Ltd	13,200	10,055
Dr Terrence Chew	-	6,926
Professor Said Sebti	-	27,613

* Leydin Freyer Corp Pty Ltd provides company secretarial and accounting services and is an entity related to Ms Melanie Leydin.

Loans to/from related parties

There were no loans to or from related parties at the current and previous reporting date.

Terms and conditions

All transactions were made on normal commercial terms and conditions and at market rates.

Note 20. Parent entity information

Set out below is the supplementary information about the parent entity.

Statement of profit or loss and other comprehensive income

	Parent	
	30 June 2021	30 June 2020
	\$	\$
Loss after income tax	<u>(4,148,819)</u>	<u>(3,321,189)</u>
Total comprehensive loss	<u>(4,148,819)</u>	<u>(3,321,189)</u>

Note 20. Parent entity information (continued)

Statement of financial position

	Parent	
	30 June 2021	30 June 2020
	\$	\$
Total current assets	17,598,173	8,705,178
Total assets	20,966,944	12,072,110
Total current liabilities	514,675	864,244
Total liabilities	539,677	883,951
Equity		
Issued capital	76,671,176	63,930,411
Share based payments reserve	898,437	430,263
Share loan plan reserve	365,276	285,580
Accumulated losses	(57,507,622)	(53,458,095)
Total equity	<u>20,427,267</u>	<u>11,188,159</u>

Guarantees entered into by the parent entity in relation to the debts of its subsidiaries

The parent entity had no guarantees in relation to the debts of its subsidiaries as at 30 June 2021 (30 June 2020: nil).

Contingent liabilities

The parent entity had no contingent liabilities as at 30 June 2021 (30 June 2020: nil).

Capital commitments - Property, plant and equipment

The parent entity had no capital commitments for property, plant and equipment at as 30 June 2021 (30 June 2020: nil).

Significant accounting policies

The accounting policies of the parent entity are consistent with those of the Consolidated entity, as disclosed in note 2, except for the following:

- Investments in subsidiaries are accounted for at cost, less any impairment, in the parent entity.

Note 21. Interests in subsidiaries

The consolidated financial statements incorporate the assets, liabilities and results of the following subsidiaries in accordance with the accounting policy described in note 2:

Name	Principal place of business / Country of incorporation	Ownership interest	
		30 June 2021	30 June 2020
		%	%
OmniCAR Bio Pty Ltd (formerly Virax Immunotherapeutics Pty Ltd)	Australia	100.00%	100.00%
Pathway Oncology Pty Ltd	Australia	100.00%	100.00%
AKTivate Therapeutics Pty Ltd	Australia	100.00%	100.00%

Note 22. Reconciliation of loss after income tax to net cash used in operating activities

	Consolidated	
	30 June 2021	30 June 2020
	\$	\$
Loss after income tax expense for the year	(4,148,819)	(3,321,189)
Adjustments for:		
Share-based payments	647,164	188,414
Foreign exchange differences	37,028	(34,623)
Depreciation	474	904
Change in operating assets and liabilities:		
Decrease/(increase) in trade and other receivables	(23,872)	87,356
Decrease/(increase) in prepayments	26,200	(36,686)
Decrease/(increase) in other current assets	(154,889)	600,484
Increase/(decrease) in trade and other payables	(385,227)	267,210
Increase/(decrease) in employee benefits	31,916	(69,052)
Net cash used in operating activities	<u>(3,970,025)</u>	<u>(2,317,182)</u>

Note 23. Earnings per share

	Consolidated	
	30 June 2021	30 June 2020
	\$	\$
Loss after income tax attributable to the Owners of Prescient Therapeutics Limited	<u>(4,148,819)</u>	<u>(3,321,189)</u>
	Number	Number
Weighted average number of ordinary shares used in calculating basic earnings per share	<u>611,804,525</u>	<u>394,260,627</u>
Weighted average number of ordinary shares used in calculating diluted earnings per share	<u>611,804,525</u>	<u>394,260,627</u>
	Cents	Cents
Basic earnings per share	(0.68)	(0.84)
Diluted earnings per share	(0.68)	(0.84)

The rights to options held by option holders and the holders of performance rights have not been included in the weighted average number of ordinary shares for the purposes of calculating diluted EPS as they do not meet the requirements for inclusion in AASB 133 "Earnings per Share".

Accounting policy for earnings per share

Basic earnings per share

Basic earnings per share is calculated by dividing the profit or loss attributable to the Owners of Prescient Therapeutics Limited, excluding any costs of servicing equity other than ordinary shares, by the weighted average number of ordinary shares outstanding during the financial year, adjusted for bonus elements in ordinary shares issued during the financial year.

Diluted earnings per share

Diluted earnings per share adjusts the figures used in the determination of basic earnings per share to take into account the after income tax effect of interest and other financing costs associated with dilutive potential ordinary shares and the weighted average number of shares assumed to have been issued for no consideration in relation to dilutive potential ordinary shares.

Note 24. Share-based payments

Options

Under the company's Employee/Executive Share Option Plan (ESOP), awards are delivered to directors, other key management personnel and employees in the form of options over shares which vest over a period of two to four years. The vesting conditions of the current options on issue are based on time-based milestones.

Set out below are summaries of equity-settled unlisted options granted and on issue at the end of the financial year:

30 June 2021

Grant date	Expiry date	Exercise price	Balance at the start of the year	Granted	Forfeited	Expired	Balance at the end of the year
23/11/2015	20/10/2020	\$0.0555	200,000	-	-	(200,000)	-
20/04/2017	20/04/2021	\$0.1206	1,000,000	-	-	(1,000,000)	-
16/05/2017	16/05/2021	\$0.1150	675,000	-	-	(675,000)	-
10/05/2018	10/05/2022	\$0.1362	1,400,000	-	-	-	1,400,000
20/11/2018	18/12/2022	\$0.1016	2,000,000	-	-	-	2,000,000
26/04/2019	02/05/2023	\$0.0663	4,723,333	-	-	-	4,723,333
23/05/2019	03/06/2023	\$0.0628	800,000	-	-	-	800,000
01/06/2020	01/06/2024	\$0.0750	415,000	-	-	-	415,000
10/12/2020	23/11/2024	\$0.0968	-	17,000,000	-	-	17,000,000
10/12/2020	08/12/2024	\$0.0968	-	4,000,000	-	-	4,000,000
16/12/2020	21/12/2024	\$0.3630	-	1,000,000	-	-	1,000,000
21/12/2020	21/12/2024	\$0.0923	-	1,000,000	-	-	1,000,000
31/05/2021	07/07/2026	\$0.3580	-	4,000,000	-	-	4,000,000
26/06/2021	07/07/2025	\$0.3630	-	1,000,000	-	-	1,000,000
			11,213,333	28,000,000	-	(1,875,000)	37,338,333

During the year, the company granted and issued 17,000,000 unlisted options in accordance with the company's ESOP to directors and other key management personnel and 11,000,000 unlisted options to its employees and advisors.

Grant date	Expiry date	Share price at grant date	Exercise price	Expected volatility %	Risk-free interest rate %	Fair value at grant date
10/12/2020	23/11/2024	\$0.038	\$0.097	88.47%	0.28%	\$0.037
10/12/2020	08/12/2024	\$0.068	\$0.097	83.01%	0.31%	\$0.035
16/12/2020	21/12/2024	\$0.225	\$0.363	94.82%	0.37%	\$0.119
21/12/2020	21/12/2024	\$0.066	\$0.092	84.55%	0.36%	\$0.040
31/05/2021	07/07/2026	\$0.255	\$0.358	88.59%	0.69%	\$0.158
26/06/2021	07/07/2025	\$0.255	\$0.363	92.18%	0.49%	\$0.147

The expected volatility reflects the assumption that the historical volatility over a period similar to the life of the options is indicative of future trends, which may not necessarily be the actual outcome.

Note 24. Share-based payments (continued)

2021		Exercise price	Exercisable at the start of the year	Vested	Forfeited	Expired	Exercisable at the end of the year
Grant date	Expiry date						
23/11/2015	20/10/2020	\$0.0560	200,000	-	-	(200,000)	-
20/04/2017	20/04/2021	\$0.1211	1,000,000	-	-	(1,000,000)	-
16/05/2017	16/05/2021	\$0.1150	625,000	-	-	(625,000)	-
10/05/2018	10/05/2022	\$0.1362	1,050,000	350,000	-	-	1,400,000
20/11/2018	18/12/2022	\$0.1016	2,000,000	-	-	-	2,000,000
26/04/2019	02/05/2023	\$0.0663	3,195,000	-	-	-	3,195,000
23/05/2019	03/06/2023	\$0.0628	400,000	200,000	-	-	600,000
01/06/2020	01/06/2024	\$0.0750	138,333	138,333	-	-	276,666
10/12/2020	23/11/2024	\$0.0968	-	4,250,000	-	-	4,250,000
16/12/2020	21/12/2024	\$0.3630	-	250,000	-	-	250,000
21/12/2020	21/12/2024	\$0.0923	-	250,000	-	-	250,000
26/06/2021	07/07/2025	\$0.3630	-	250,000	-	-	250,000
			<u>8,608,333</u>	<u>5,688,333</u>	<u>-</u>	<u>(1,825,000)</u>	<u>12,471,666</u>

Loan Funded Shares

On 30 November 2016, shareholders approved the Company's proposal to issue up to 8,000,000 Loan Funded Shares (LFS) with an expiry date of 30 November 2021 to the Company's Managing Director, Mr Steven Yatomi-Clarke, by way of a non-recourse, interest-free loan. The loan is repayable at any time or is repayable immediately if the participant ceases to be an employee. If the employee sells the shares, the shares are payable on the date of receipt of the funds.

The initial tranche of 2,000,000 shares was issued at \$0.094 (9.4 cents) on 21 December 2016. The second tranche, of 2,000,000 shares will be issued when the 5-day VWAP of the ordinary shares in the Company reaches \$0.15 (15 cents) prior to the expiry date; the third tranche of 2,000,000 shares will be issued when the 5-day VWAP of the ordinary shares in the Company reaches \$0.22 (22 cents) prior to the expiry date; and the fourth and final tranche of 2,000,000 shares will be issued when the 5-day VWAP of ordinary shares in the Company reaches \$0.29 (29 cents) prior to the expiry date.

During the current year there were no shares issued under the plan (2020: nil).

Reconciliation of share based payments expense recorded in the statement of profit and loss relating to each class of share based payment:

	Consolidated	
	30 June 2021	30 June 2020
Options payments to directors, employees and advisors	567,467	108,717
Loan funded shares expense	79,697	79,697
Total share based payment	<u>647,164</u>	<u>188,414</u>

Accounting policy for share-based payments

Equity-settled and cash-settled share-based compensation benefits are provided to employees.

Equity-settled transactions are awards of shares, or options over shares, that are provided to employees in exchange for the rendering of services. Cash-settled transactions are awards of cash for the exchange of services, where the amount of cash is determined by reference to the share price.

Note 24. Share-based payments (continued)

The cost of equity-settled transactions are measured at fair value on grant date. Fair value is independently determined using the Black-Scholes option pricing model that takes into account the exercise price, the term of the option, the impact of dilution, the share price at grant date and expected price volatility of the underlying share, the expected dividend yield and the risk free interest rate for the term of the option, together with non-vesting conditions that do not determine whether the consolidated entity receives the services that entitle the employees to receive payment. No account is taken of any other vesting conditions.

The cost of equity-settled transactions are recognised as an expense with a corresponding increase in equity over the vesting period. The cumulative charge to profit or loss is calculated based on the grant date fair value of the award, the best estimate of the number of awards that are likely to vest and the expired portion of the vesting period. The amount recognised in profit or loss for the period is the cumulative amount calculated at each reporting date less amounts already recognised in previous periods.

The cost of cash-settled transactions is initially, and at each reporting date until vested, determined by applying either the Binomial or Black-Scholes option pricing model, taking into consideration the terms and conditions on which the award was granted. The cumulative charge to profit or loss until settlement of the liability is calculated as follows:

- During the vesting period, the liability at each reporting date is the fair value of the award at that date multiplied by the expired portion of the vesting period.
- From the end of the vesting period until settlement of the award, the liability is the full fair value of the liability at the reporting date.

All changes in the liability are recognised in profit or loss. The ultimate cost of cash-settled transactions is the cash paid to settle the liability.

Market conditions are taken into consideration in determining fair value. Therefore any awards subject to market conditions are considered to vest irrespective of whether or not that market condition has been met, provided all other conditions are satisfied.

If equity-settled awards are modified, as a minimum an expense is recognised as if the modification has not been made. An additional expense is recognised, over the remaining vesting period, for any modification that increases the total fair value of the share-based compensation benefit as at the date of modification.

If the non-vesting condition is within the control of the Consolidated entity or employee, the failure to satisfy the condition is treated as a cancellation. If the condition is not within the control of the Consolidated entity or employee and is not satisfied during the vesting period, any remaining expense for the award is recognised over the remaining vesting period, unless the award is forfeited.

If equity-settled awards are cancelled, it is treated as if it has vested on the date of cancellation, and any remaining expense is recognised immediately. If a new replacement award is substituted for the cancelled award, the cancelled and new award is treated as if they were a modification.

Note 25. Events after the reporting period

Subsequent to the year ended 30 June 2021 and up to the date of the report, 1,526,512 ordinary shares of Prescient Therapeutics Limited were issued on the exercise of the listed options. Further, 7,000,000 unlisted share options were issued to the employees and advisors after the year ended 30 June 2021 and up to the date of the report.

No matter or circumstance has arisen since 30 June 2021 that has significantly affected, or may significantly affect the consolidated entity's operations, the results of those operations, or the consolidated entity's state of affairs in future financial years.

In the Directors' opinion:

- the attached financial statements and notes comply with the Corporations Act 2001, the Accounting Standards, the Corporations Regulations 2001 and other mandatory professional reporting requirements;
- the attached financial statements and notes comply with International Financial Reporting Standards as issued by the International Accounting Standards Board as described in note 2 of the financial statements;
- the attached financial statements and notes give a true and fair view of the Consolidated entity's financial position as at 30 June 2021 and of its performance for the financial year ended on that date; and
- there are reasonable grounds to believe that the Company will be able to pay its debts as and when they become due and payable.

The Directors have been given the declarations required by section 295A of the Corporations Act 2001.

Signed in accordance with a resolution of Directors made pursuant to section 295(5)(a) of the Corporations Act 2001.

On behalf of the Directors

A handwritten signature in black ink that reads "Steven Engle".

Steven Engle
Non-Executive Chairman

30 August 2021

Prescient Therapeutics Limited

Independent auditor's report to members

Report on the Audit of the Financial Report

Opinion

We have audited the financial report of Prescient Therapeutics Limited (the Company) and its controlled entities (together, the Group), which comprises the consolidated statement of financial position as at 30 June 2021, the consolidated statement of comprehensive income, the consolidated statement of changes in equity and the consolidated statement of cash flows for the year then ended, and notes to the financial statements, including a summary of significant accounting policies and other explanatory information, and the directors' declaration.

In our opinion, the accompanying financial report of the Group, is in accordance with the *Corporations Act 2001*, including:

- (i) giving a true and fair view of the Group's financial position as at 30 June 2021 and of its financial performance for the year ended on that date; and
- (ii) complying with Australian Accounting Standards and the *Corporations Regulations 2001*.

Basis for Opinion

We conducted our audit in accordance with Australian Auditing Standards. Our responsibilities under those standards are further described in the *Auditor's Responsibilities for the Audit of the Financial Report* section of our report. We are independent of the Group in accordance with the auditor independence requirements of the *Corporations Act 2001* and the ethical requirements of the Accounting Professional and Ethical Standards Board's APES 110 *Code of Ethics for Professional Accountants (including Independence Standards)* (the Code) that are relevant to our audit of the financial report in Australia. We have also fulfilled our other ethical responsibilities in accordance with the Code.

We believe that the audit evidence we have obtained is sufficient and appropriate to provide a basis for our opinion.

Key Audit Matters

Key audit matters are those matters that, in our professional judgement, were of most significance in our audit of the financial report of the current period. These matters were addressed in the context of our audit of the financial report as a whole, and in forming our opinion thereon, and we do not provide a separate opinion on these matters.

ACCOUNTANTS & ADVISORS

Level 20, 181 William Street
Melbourne VIC 3000

Telephone: +61 3 9824 8555

williambuck.com

ASSESSMENT OF IMPAIRMENT OF INTANGIBLE ASSETS

Area of focus	How our audit addressed it
<p>At 30 June 2021 continues to hold the \$3.4M PTX-100 and PTX-200 intellectual property (IP) assets acquired in the 2014 calendar year. Since their acquisition, all subsequent costs relating to the PTX-100 and PTX-200 assets have been classified as research costs in accordance with AASB 138 <i>Intangible Assets</i> and charged to the profit and loss.</p> <p>The IP assets were identified at initial recognition as having finite useful lives, but as they are yet to be put to commercial use, the Company has not yet commenced their amortisation period.</p> <p>Consistent with the prior year, the recoverable value of the IP assets has been assessed for annual impairment testing by applying a fair value less costs to sell approach (fair value).</p> <p>In assessing this fair value, the Directors have considered the following sources of information, being:</p> <ul style="list-style-type: none"> — The replacement value of those IP assets, by examining what costs would be necessary (allowing for any redundancy in both programs) to bring both assets to their present condition in replicating all research and development costs contributed to the assets up to 30 June 2021; — Examining the values of other comparable oncology therapeutics companies in similar stages of development; and — Comparing the overall market capitalisation of the Group to its net asset value. <p>Based upon this analysis the Directors have concluded that the IP assets as at 30 June 2021 are not impaired.</p>	<p>Our audit procedures included the following:</p> <ul style="list-style-type: none"> — Re-examining the licence conditions over those IP assets and the tenure of the patents held by the licence owner; — We obtained a copy of management's fair value calculation for the IP assets and assessed the variables and inputs used to calculate the replacement cost in order to determine that the replacement cost is greater than the IP asset's carrying value; — Liaising with our Corporate Advisory division to ensure that the methodology and market conditions attached to the impairment assessment are appropriate; and — Completing other impairment indication tests such as market assessments to ensure market capitalisation is greater than the Group's net assets, <p>We also examined the sufficiency of the disclosures made by Directors concerning impairment in these financial statements.</p>

Other Information

The directors are responsible for the other information. The other information comprises the information in the Group's annual report for the year ended 30 June 2021, but does not include the financial report and the auditor's report thereon.

Our opinion on the financial report does not cover the other information and we do not express any form of assurance conclusion thereon.

In connection with our audit of the financial report, our responsibility is to read the other information and, in doing so, consider whether the other information is materially inconsistent with the financial report or our knowledge obtained in the audit or otherwise appears to be materially misstated.

If, based on the work we have performed, we conclude that there is a material misstatement of this other information, we are required to report that fact. We have nothing to report in this regard.

Responsibilities of the Directors for the Financial Report

The directors of the Company are responsible for the preparation of the financial report that gives a true and fair view in accordance with Australian Accounting Standards and the *Corporations Act 2001* and for such internal control as the directors determine is necessary to enable the preparation of the financial report that gives a true and fair view and is free from material misstatement, whether due to fraud or error.

In preparing the financial report, the directors are responsible for assessing the ability of the Group to continue as a going concern, disclosing, as applicable, matters related to going concern and using the going concern basis of accounting unless the directors either intend to liquidate the Group or to cease operations, or has no realistic alternative but to do so.

Auditor's Responsibilities for the Audit of the Financial Report

Our objectives are to obtain reasonable assurance about whether the financial report as a whole is free from material misstatement, whether due to fraud or error, and to issue an auditor's report that includes our opinion. Reasonable assurance is a high level of assurance, but is not a guarantee that an audit conducted in accordance with the Australian Auditing Standards will always detect a material misstatement when it exists. Misstatements can arise from fraud or error and are considered material if, individually or in the aggregate, they could reasonably be expected to influence the economic decisions of users taken on the basis of this financial report.

A further description of our responsibilities for the audit of these financial statements is located at the Auditing and Assurance Standards Board website at:

http://www.auasb.gov.au/auditors_responsibilities/ar1.pdf

This description forms part of our independent auditor's report.

Report on the Remuneration Report


Opinion on the Remuneration Report

We have audited the Remuneration Report included in the directors' report for the year ended 30 June 2021.

In our opinion, the Remuneration Report of Prescient Therapeutics Limited, for the year ended 30 June 2021, complies with section 300A of the *Corporations Act 2001*.

Responsibilities

The directors of the Company are responsible for the preparation and presentation of the Remuneration Report in accordance with section 300A of the *Corporations Act 2001*. Our responsibility is to express an opinion on the Remuneration Report, based on our audit conducted in accordance with Australian Auditing Standards.

**William Buck Audit (Vic) Pty Ltd**

ABN: 59 116 151 136

**N.S. Benbow**

Director

Melbourne, 30 August 2021

The shareholder information set out below was applicable as at 16 August 2021.

Distribution of equitable securities

Analysis of number of equitable security holders by size of holding:

	Ordinary shares		Listed Options	
	Number of holders	% of total shares issued	Number of holders	% of total shares issued
1 to 1,000	2,562	0.04	119	0.05
1,001 to 5,000	590	0.32	104	0.31
5,001 to 10,000	813	1.04	55	0.47
10,001 to 100,000	2,544	16.55	200	9.53
100,001 and over	1,130	82.05	158	89.64
	7,639	100.00	636	100.00
Holding less than a marketable parcel	2,693	0.07	193	0.21

Equity security holders

Twenty largest quoted equity security holders

The names of the twenty largest security holders of quoted equity securities are listed below:

	Ordinary shares Number held	% of total shares issued
MR DAVID KENLEY	14,200,000	2.22
MR CHRISTOPHER FERRIS	10,035,530	1.57
CITICORP NOMINEES PTY LTD	9,333,439	1.46
MR ANTHONY SHANE KITTEL & MRS MICHELE THERESE KITTEL (KITTEL FAMILY SUPER A/C)	7,400,000	1.15
RETZOS EXECUTIVE PTY LTD (RETZOS EXECUTIVE S/FUND A/C)	7,300,000	1.14
MR ANDREW MORRISON STEWART	6,910,945	1.08
MR RICHARD THOMAS HAYWARD DALY & MRS SARAH KAY DALY (DALY FAMILY S/F TOM A/C)	6,417,581	1.00
GAVNCATH PTY LTD (SHEPHERD INVESTMENT A/C)	5,550,000	0.87
DR GAVIN JAMES SHEPHERD & MRS CATHERINE SHEPHERD (TPJ SUPERANNUATION FUND A/C)	5,450,000	0.85
MR DAVID KENLEY (KENLEY SUPER PLAN A/C)	4,525,264	0.71
BNP PARIBAS NOMINEES PTY LTD (IB AU NOMS RETAILCLIENT DRP)	4,028,419	0.63
CYL TRADING PTY LTD	4,000,000	0.62
DR VINCENT WILLIAM FITZGERALD & MRS PENELOPE FITZGERALD (FITZGERALD SUPER FUND A/C)	3,909,090	0.61
JEKL HOLDINGS PTY LTD (KITTEL PROPERTY A/C)	3,500,000	0.55
EST MR ROBERT STEEL RENTON	3,224,246	0.50
MILSTEIN INVESTMENT HOLDINGS PTY LTD (MILSTEIN INVESTMENT A/C)	3,022,593	0.47
WIGTOWN PTY LTD	3,009,261	0.47
BOYCECORP PTY LTD (BOYCECORP DISCRETIONARY A/C)	3,000,000	0.47
MR RAPHAEL JOHANNES VEIT	2,962,170	0.46
THE KING'S RANSOM (VIC) PTY LTD (KING FAMILY SUPER FUND A/C)	2,750,000	0.43
	110,528,538	17.26

	Listed Options	
	Number held	% of total options issued
BNP PARIBAS NOMS PTY LTD (DRP)	6,000,000	6.43
DOSSMAN PTY LTD	3,000,000	3.21
DR ROSAMUND JULIAN BANYARD & MR PHILLIP STANLEY HOLTEN (R BANYARD SUPER FUND A/C)	2,955,000	3.17
MR DONAL FRANCIS O'SULLIVAN	2,700,000	2.89
SYRAX INVESTMENTS PTY LTD	2,550,000	2.73
MR PHILLIP STANLEY HOLTEN	2,533,061	2.71
MR BRENDAN LIAM DALTON	2,266,500	2.43
MR TIMOTHY FRANCIS CLIVE MCDONNELL	2,000,000	2.14
THE KING'S RANSOM (VIC) PTY LTD (KING FAMILY SUPER FUND A/C)	2,000,000	2.14
MR JOHN OWEN SIER & MS SUZANNE ELAINE FINK (SIER FINK SUPER FUND A/C)	1,660,000	1.78
GOLDEN EGGPLANT PTY LTD (GOLDEN EGGPLANT S/F A/C)	1,620,228	1.74
CITICORP NOMINEES PTY LTD	1,553,779	1.66
MR ANDREW MORRISON STEWART	1,478,530	1.58
RIJEAN PTY LIMITED (SUPERANNUATION FUND A/C)	1,400,000	1.50
ALTO OPPORTUNITY MASTER FUND & SPC (SEGREGATED MASTER PORT B A/C)	1,290,504	1.38
CYL TRADING PTY LTD	1,150,000	1.23
MR MICHAEL HILTON HOLBROOK	1,000,541	1.07
COMO INVESTMENTS PTY LTD	1,000,000	1.07
MR PHILIP STEVEN TARGETT	950,000	1.02
MR MARC RENE MIOT	931,181	1.00
	40,039,324	42.88

Unquoted equity securities

	Number on issue	Number of holders
Options over ordinary shares issued	38,338,333	12

Substantial holders

The Company has received no substantial Shareholder notices as at the date of this report.

Voting rights

The voting rights attached to ordinary shares are set out below:

Ordinary shares

On a show of hands every member present at a meeting in person or by proxy shall have one vote and upon a poll each share shall have one vote.

Corporate Governance Statement

The Company's 2021 Corporate Governance Statement has been released to ASX on this day and is available on the Company's website at: <https://prescienttherapeutics.investorportal.com.au>

Annual General Meeting and Director Nomination

Prescient Therapeutics Limited advises that its Annual General Meeting will be held on or about Friday, 12 November 2021. The time and other details relating to the meeting will be advised in the Notice of Meeting to be sent to all Shareholders and released to ASX immediately upon despatch.

The Closing date for receipt of nomination for the position of Director is Friday, 1 October 2021. Any nominations must be received in writing no later than 5.00pm (Melbourne time) on Friday, 1 October 2021 at the Company's Registered Office. The Company notes that the deadline for nominations for the position of Director is separate to voting on Director elections. Details of the Director's to be elected will be provided in the Company's Notice of Annual General Meeting in due course.