



**MARKET BI-MONTHLY UPDATE
PRESENTATION**

SEPTEMBER/OCTOBER 2021

17 NOVEMBER 2021

Viva Leisure Limited
ASX: VVA

Important Notice and Disclaimer

Important information

The information in this presentation is general in nature and does not purport to be complete. It has been prepared by Viva Leisure Limited (the "Company") with due care but no representation or warranty, express or implied, is provided in relation to the accuracy, reliability, fairness or completeness of the information, opinions or conclusions in this presentation. The Company has not verified any of the contents of this presentation. Statements in this presentation are made only as of the date of this presentation unless otherwise stated and the information in this presentation remains subject to change without notice. Neither the Company, nor any Limited Party (as defined below) is responsible for updating, nor undertakes to update, this presentation. Items depicted in photographs and diagrams are not assets of the Company, unless stated.

Not financial product advice or offer

This presentation is for information purposes only and is not a prospectus, product disclosure statement or other offer document under Australian law or the law of any other jurisdiction. This presentation is not financial product or investment advice, a recommendation to acquire securities or accounting, legal or tax advice. It has been prepared without taking into account the objectives, financial or tax situation or needs of individuals. Readers should consider the appropriateness of the information having regard to their own objectives, financial and tax situation and needs and seek independent legal, taxation and other professional advice appropriate for their jurisdiction. This presentation is not and should not be considered as an offer or invitation of securities. In particular, this document does not constitute an offer to sell, or a solicitation of an offer to buy, any securities in the United States.

Financial data

All dollar values are in Australian dollars (\$) or A\$) unless stated otherwise. Investors should note that this presentation includes unaudited financial information of the Company that has been prepared by the Company for various periods based off management accounts which are subject to review and further adjustments.

Effect of rounding

A number of figures, amounts, percentages, estimates, calculations of value and fractions in this presentation are subject to the effect of rounding. Accordingly, the actual calculation of these figures may differ from the figures set out in this presentation.

Past performance

Past performance and pro-forma financial information given in this presentation is given for illustrative purposes only and should not be relied upon as (and is not) an indication of the Company's views on its future financial performance or condition. Past performance of the Company cannot be relied upon as an indicator of (and provides no guidance as to) future Company performance.

Future performance

This presentation may contain certain 'forward-looking statements'. Forward-looking statements include those containing words such as: 'anticipate', 'believe', 'expect', 'project', 'forecast', 'estimate', 'likely', 'intend', 'should', 'could', 'may', 'target', 'plan', 'consider', 'foresee', 'aim', 'will' and other similar expressions. Any forward-looking statements, opinions and estimates (including forecast financial information) provided in this presentation are based on assumptions and contingencies which are subject to change without notice and involve known and unknown risks and uncertainties and other factors which are beyond the control of the Company. This includes any statements about market and industry trends, which are based on interpretations of current market conditions. Forward-looking statements may include indications, projections, forecasts and guidance on sales, earnings, dividends, distributions and other estimates.

Forward-looking statements are provided as a general guide only and should not be relied upon as an indication or guarantee of future performance. Actual results, performance or achievements may differ materially from those expressed or implied in such statements and any projections and assumptions on which those statements are based. These statements may assume the success of the Company's business strategies.

The success of any of these strategies is subject to uncertainties and contingencies beyond the Company's control, and no assurance can be given that any of the strategies will be effective or that the anticipated benefits from the strategies will be realised in the period for which the forward-looking statement may have been prepared or otherwise. Readers are cautioned not to place undue reliance on forward-looking statements and except as required by law or regulation, the Company assumes no obligation to update these forward-looking statements. To the maximum extent permitted by law, the Company and its related bodies corporate, officers, employees, agents and advisers (the "Limited Parties"):

- disclaim any obligations or undertaking to release any updates or revisions to the information to reflect any change in expectations or assumptions;
- do not make any representation or warranty, express or implied, as to the accuracy, reliability, fairness or completeness of such information, or likelihood of fulfilment of any forward-looking statement or any event or results expressed or implied in any forward-looking statement; and
- disclaim all responsibility and liability for these forward-looking statements (including, without limitation, liability for negligence).

Contents

[Performance Highlights](#)

[Revenue](#)

[Locations](#)

[Members](#)

[Segment Updates](#)

[Greenfield Locations](#)

[Acquisitions Update](#)

[Glossary](#)

51
KG

CLUBLIME

Welcome

Welcome to the latest bi-monthly market update from Viva Leisure.

This regular report to the market and our shareholders is designed to provide further insights into the multiple markets and segments within the fitness industry that Viva Leisure operates.

Due to the COVID shutdowns comparing to the Previous Corresponding Period is not a relevant comparison position. Accordingly, and as per the previous report we have compared movement in metrics to the previously reported full year results (June 2021). When possible, we will move to traditional reporting against the period 12 months earlier. The report provides a “Consolidated View” and individual business segment views (Health Clubs, Hiit Republic, and Plus Fitness). Readers can distinguish between the different views by the reference in the left margin of each page if relevant.

“ *The latest reporting period (September and October 2021) has seen an immediate rebound of the business once locations were permitted to re-open. This is the expected behaviour due to the direct debit nature of the business.*

Membership in October 2021 is less than 1 percent below the pre-COVID June 2021 closing member numbers, effectively back to normal within less than a month of the ACT, NSW and VIC re-opening.

I look forward to the next bi-monthly report where I expect to be in a position to highlight the full run-rate of the business, uninterrupted with COVID lockdowns.

As always, I trust you will find great value from our latest bi-monthly update.”

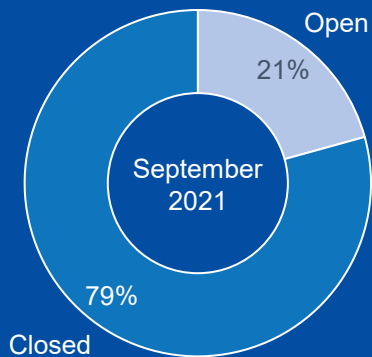
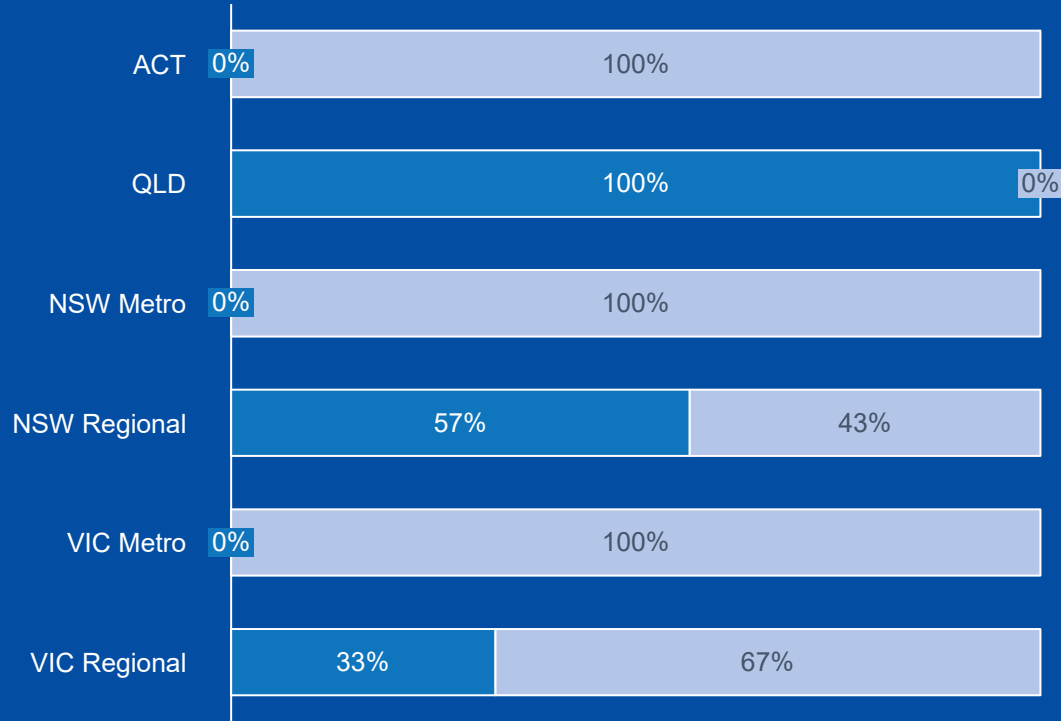
Harry Konstantinou, CEO, Viva Leisure Limited



COVID-19 Interruptions

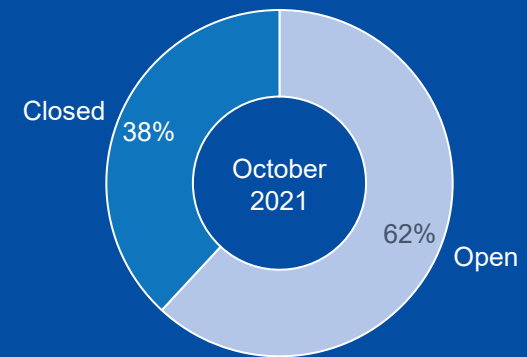
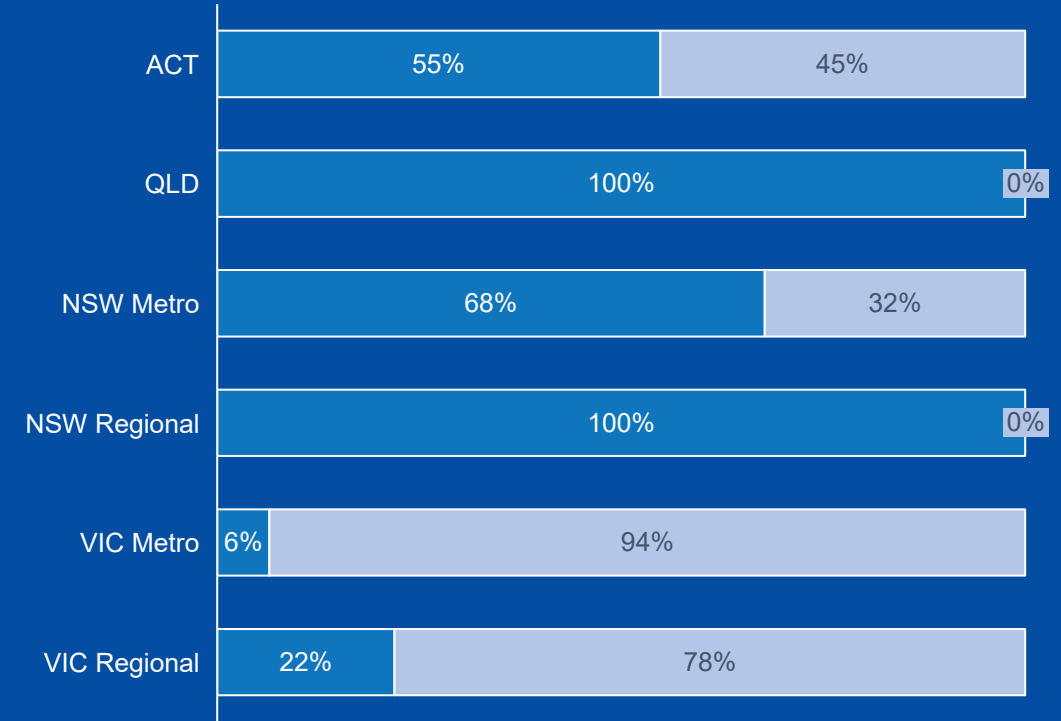
CONSOLIDATED

September 2021



Open Closed

October 2021



Clubs

48

17

27

12

13

5

122

Performance Highlights

CONTENTS

Performance Highlights	Segment Updates
Revenue	Greenfield Locations
Locations	Acquisitions Update
Members	Glossary

Consolidated (All Segments)

MONTHLY RRR	DAILY RRR	MEMBERS	MEMBERS NMM	LOCATIONS
\$6.2m	\$201,586	296,379	-1,997	314
PCP % -25.2%	PCP % -27.7%	PCP % -0.7%	PCP 24,403	PCP 309

Consolidated (Owned locations only)

CLUB m2	UTILISATION	ARPM ⁺	CLUB MARGIN	CLUB MARGIN >12 months locations	CHURN
102,924	63.7%	\$9.86	13.0%	N/C	N/C
PCP % 6.0%	PCP 61.8%	PCP \$13.43	PCP 31.8%	<12 months locations N/C	PCP 4.4%

• Excluding impacts of AASB16

⁺ Excluding GST, affected this period by COVID-19 lockdowns in ACT, NSW & Victoria

PCP period: October 2021 compared to June 2021

Monthly RRR includes \$650k of NSW Government COVID support

MARKET UPDATE (SEP/OCT 2021)

Performance Highlights

CONTENTS

Performance Highlights	Segment Updates
Revenue	Greenfield Locations
Locations	Acquisitions Update
Members	Glossary

MONTHLY RRR \$5.0m PCP % -24.5%	DAILY RRR \$161,987 PCP % -26.9%	MEMBERS 123,527 PCP % 2.5%	VIVA MEMBERS 117,281 PLUS MEMBERS 6,246	MEMBERS NMM 3,022 PCP 22,409	LOCATIONS 100 PCP 93
CLUB m2 95,016 PCP % 6.5%	UTILISATION 65.0% PCP 63.2%	ARPM+ \$9.71 PCP \$12.76	CLUB MARGIN Combined 12.9% PCP 31.3%	CLUB MARGIN >12 months locations N/C <12 months locations N/C	CHURN N/C PCP 4.2%

- Excluding impacts of AASB16
- + Excluding GST

PCP period: October 2021 compared to June 2021
 Viva Leisure acquired 2,357 Plus Fitness members during the period
 Monthly RRR includes \$650k of NSW Government COVID support

MARKET UPDATE (SEP/OCT 2021)



Performance Highlights

CONTENTS

Performance Highlights	Segment Updates
Revenue	Greenfield Locations
Locations	Acquisitions Update
Members	Glossary

MONTHLY RRR

\$0.3m

PCP % -57.2%

DAILY RRR

\$9,220

PCP % -58.5%

MEMBERS

4,981

PCP % -9.5%

MEMBERS NMM

-520

PCP 689

LOCATIONS

22

PCP 22

CLUB m2

7,908

PCP % 0.0%

UTILISATION

42.0%

PCP 46.4%

ARPM⁺

\$13.44

PCP \$27.74

CLUB MARGIN

Combined

7.4%

PCP 39.5%

CLUB MARGIN

>12 months locations

N/C

<12 months locations

N/C

CHURN

N/C

PCP 4.5%

- Excluding impacts of AASB16
- + Excluding GST

PCP period: October 2021 compared to June 2021

MARKET UPDATE (SEP/OCT 2021)

Performance Highlights

CONTENTS

Performance Highlights	Segment Updates
Revenue	Greenfield Locations
Locations	Acquisitions Update
Members	Glossary

MONTHLY RRR	DAILY RRR	MEMBERS	MEMBERS NMM	LOCATIONS
\$0.9m	\$30,379	167,871	-4,499	200
PCP % -9.8%	PCP % -12.7%	PCP % -2.6%	PCP 3,846	PCP 198

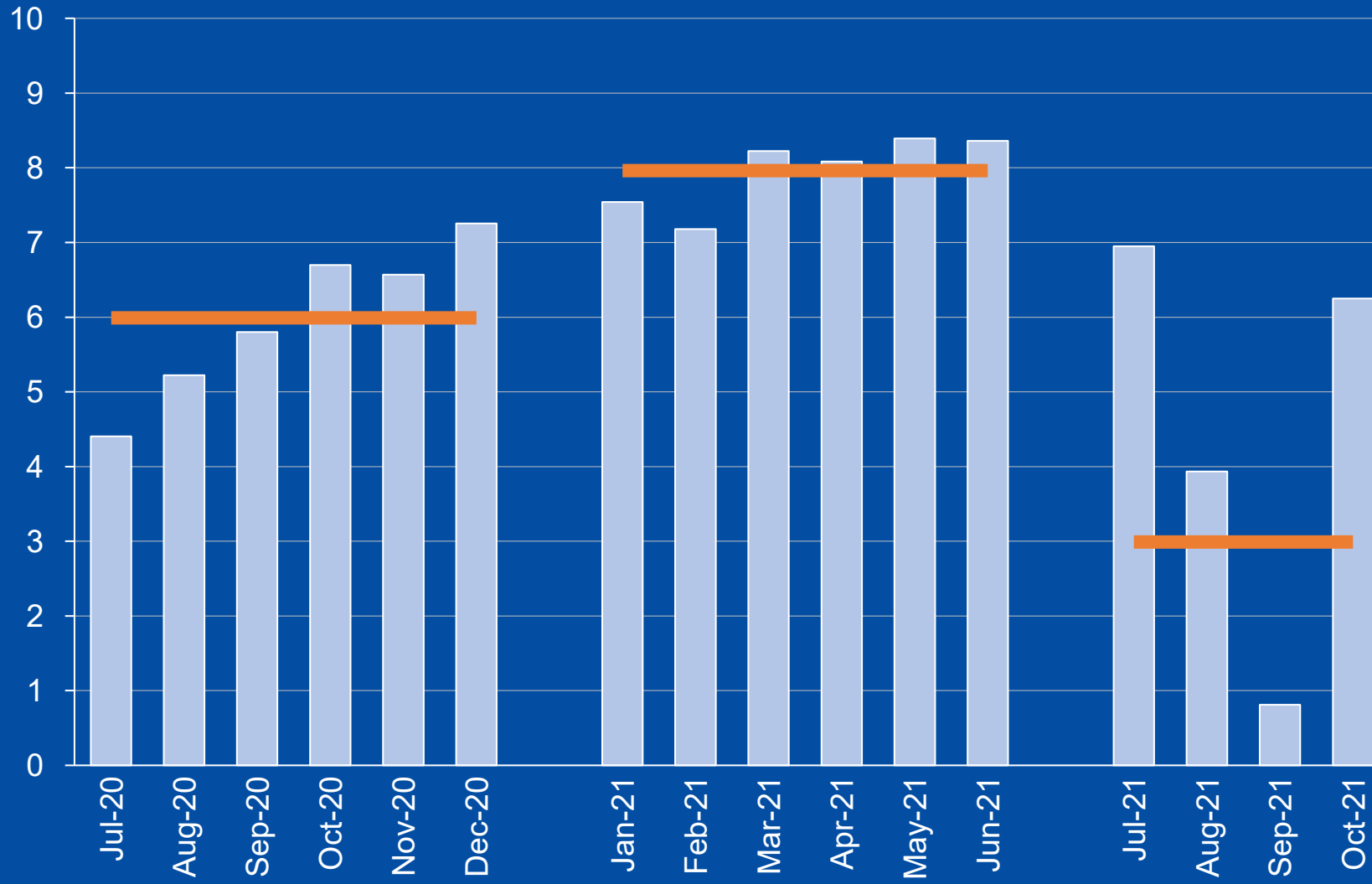
Represents the Australian Fitness Management (Master Franchisor) business and does not include corporate owned Plus Fitness locations performance

Excluding impacts of AASB16
 Revenue for AFM can vary each month depending on club openings
 The Members NMM includes the movement of -2,357 members from Plus Fitness franchisee acquisitions during the period
 PCP period: October 2021 compared to June 2021

MARKET UPDATE (SEP/OCT 2021)

Revenue (\$m)

CONSOLIDATED



— Average ■ Revenue

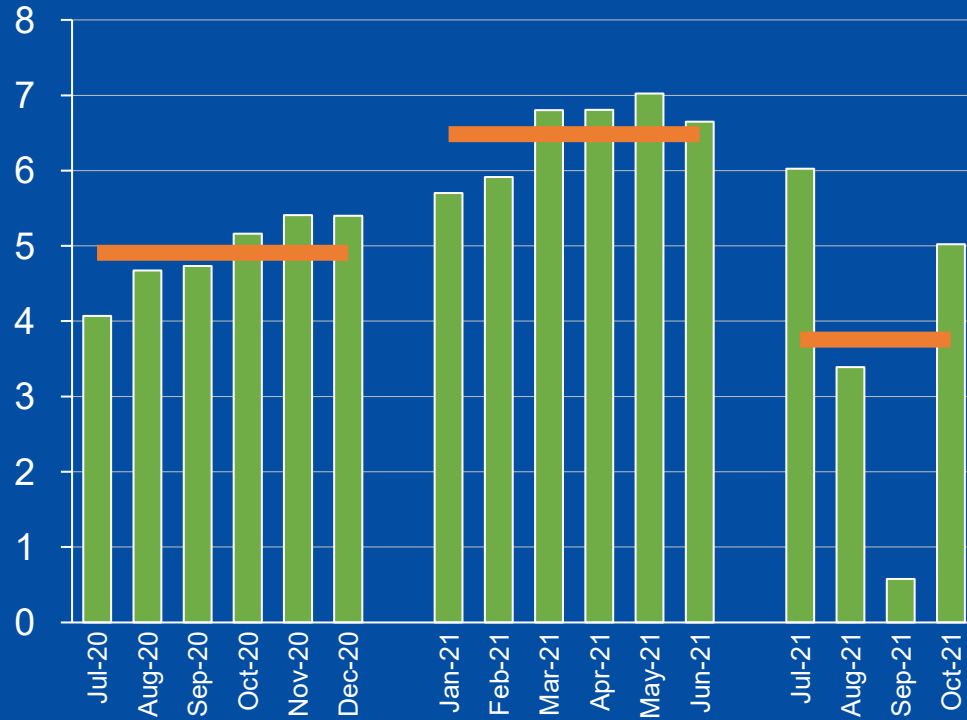
CONTENTS

Performance Highlights	Segment Updates
Revenue	Greenfield Locations
Locations	Acquisitions Update
Members	Glossary

- September and October were significantly impacted by mandatory lockdowns
- Queensland was the only State permitted to trade essentially uninterrupted
- In mid October the ACT and NSW re-opened, with Victoria re-opening in late October/early November
- Revenue for October 2021 includes ~\$650k of NSW Government COVID support

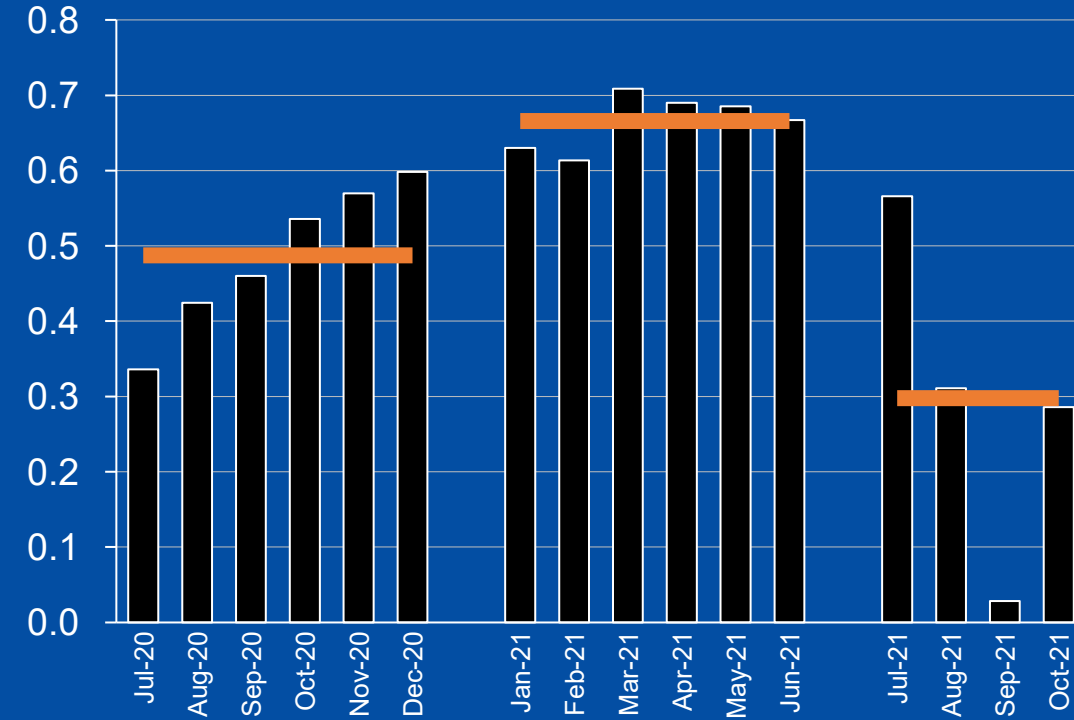
Revenue (\$m)

CONTENTS	
Performance Highlights	Segment Updates
Revenue	Greenfield Locations
Locations	Acquisitions Update
Members	Glossary



— Average — Health Clubs & Other

- Revenue in the “Health Clubs & Other” Group comprises all revenue from health club brands (Club Lime, FitnFast, Pinnacle, etc), Aquatics and Swim School revenue, Boutique studio revenues, Viva owned Plus Fitness locations and corporate head office revenues;
- Revenue decreases in June through to October 2021 due to COVID lockdowns in all States & Territories.
- October 2021 revenue includes ~\$650k of NSW Government COVID support



— Average — Hiit Republic

- Hiit Republic revenue continues to increase as greenfield rollouts open;
- Revenue decrease in June through to October 2021 due to COVID lockdowns in all States & Territories.

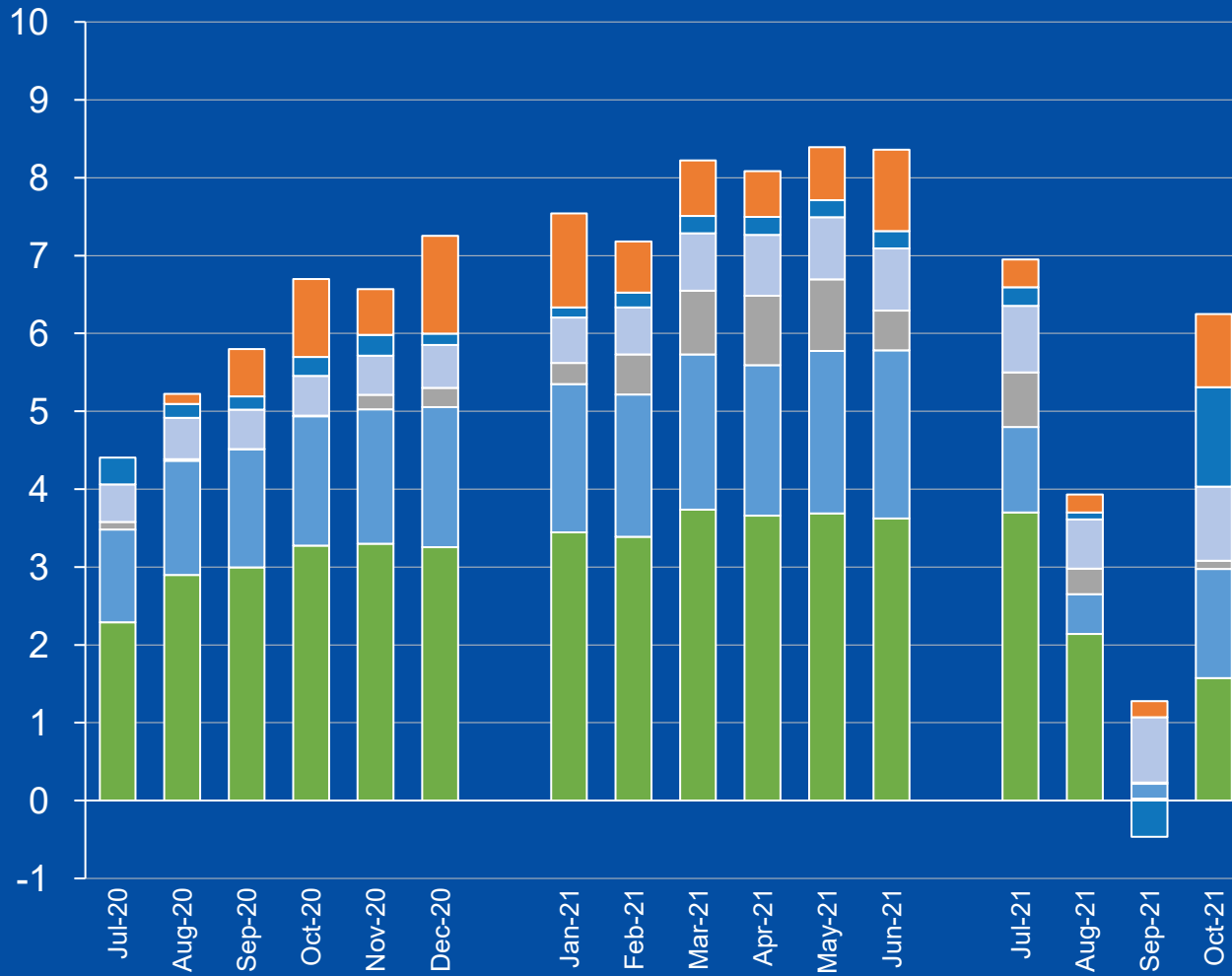
MARKET UPDATE (SEP/OCT 2021)

Revenue by Geographic Region (\$m)

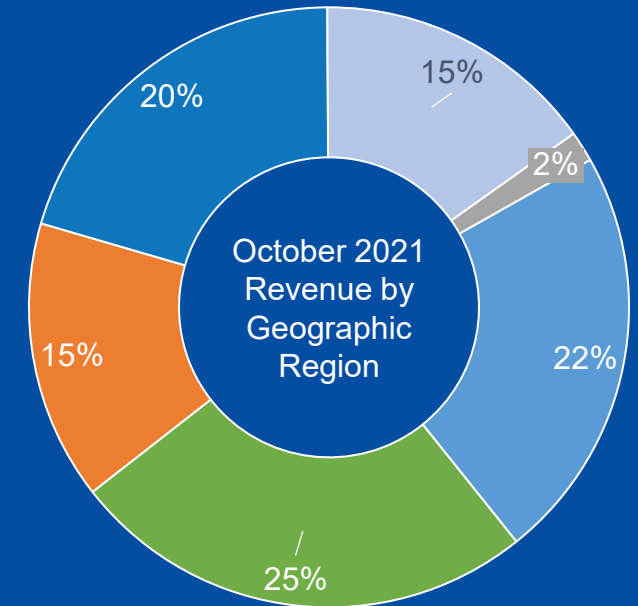
CONTENTS

Performance Highlights	Segment Updates
Revenue	Greenfield Locations
Locations	Acquisitions Update
Members	Glossary

CONSOLIDATED



- September 2021 revenue severely impacted by COVID lockdowns. Negative income for Corporate's in September represents credit's issued;
- QLD was the only State to trade regularly in September and October 2021.
- Minimal VIC revenue represents metro and regional VIC re-opening in the last few days of the month

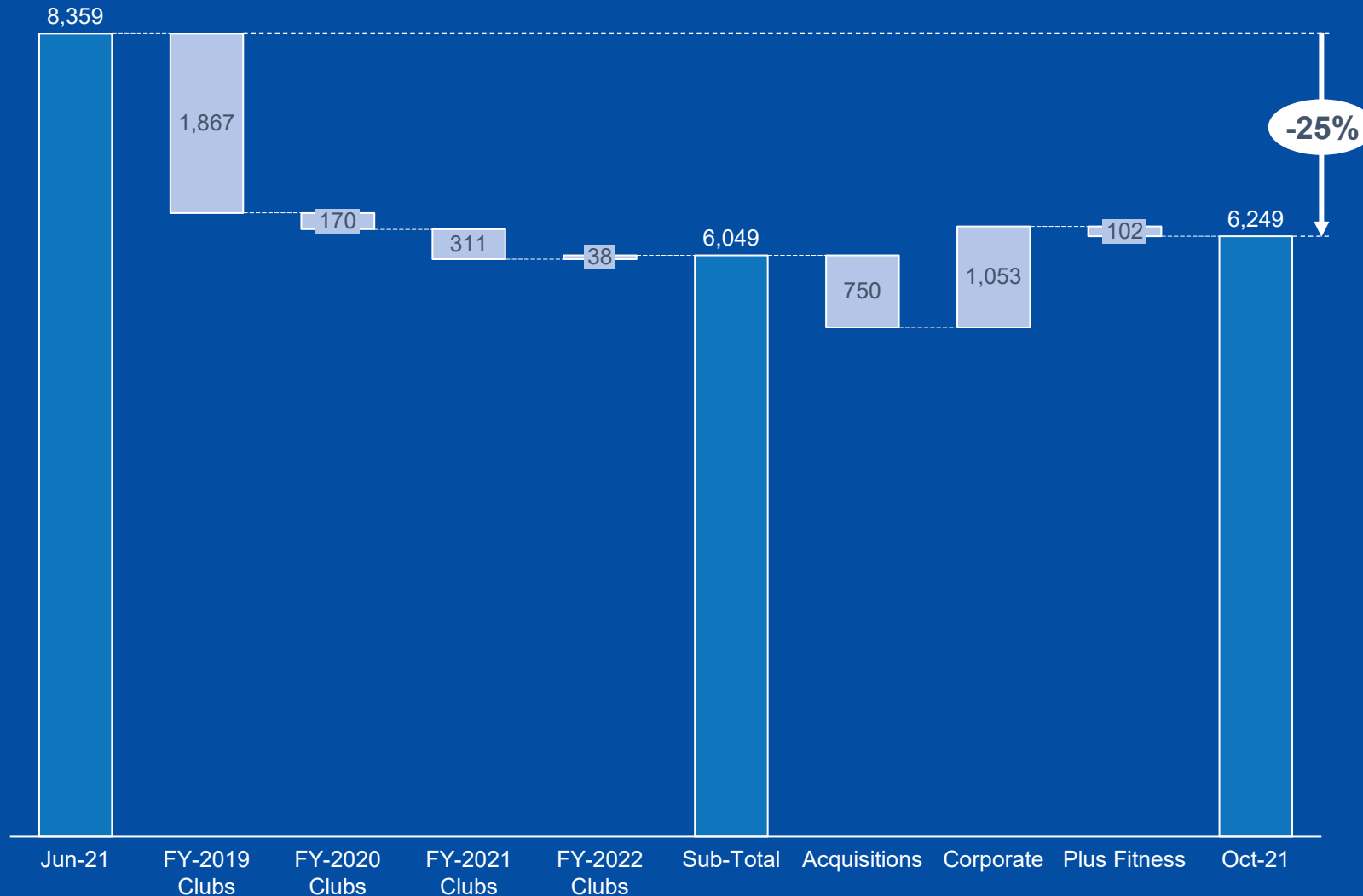


■ PLUS FITNESS
 ■ CORPORATE
 ■ QLD
 ■ VIC
 ■ NSW
 ■ ACT

Revenue Movement (\$'000)

CONTENTS

Performance Highlights	Segment Updates
Revenue	Greenfield Locations
Locations	Acquisitions Update
Members	Glossary



- Revenue movement from June 2021 split by the Financial Year in which clubs opened or were acquired
- FY2019 refers to clubs opened or acquired in FY2019 as well as any clubs from previous years
- Revenue for October 2021 was affected by Government mandated COVID-19 lockdowns in the ACT, NSW and VIC.
- On a day/club count, October was open 62% of available days, and closed 38%, with revenue 25% down when compared to June 2021
- Acquisitions column represents revenue in the period from clubs acquired since 1 July 2019

Locations



AUSTRALIA

VIVA PLUS

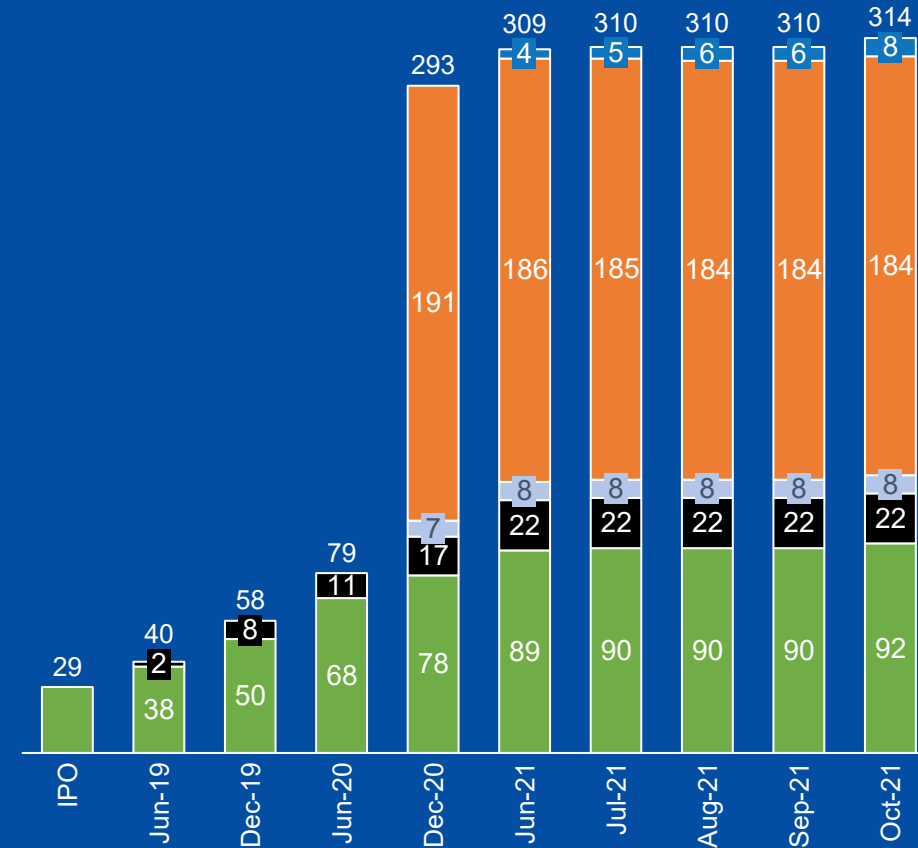
As at 31 October 2021

MARKET UPDATE (SEP/OCT 2021)

- **Health Clubs & Other & Hiit Republic** are all Corporate owned locations (referenced as "Viva" in the map)
- **Plus Fitness** includes both Corporate and Franchised locations. Refer Plus Fitness section for breakdown
- Includes New Zealand (3) and India (5) locations

CONTENTS

Performance Highlights	Segment Updates
Revenue	Greenfield Locations
Locations	Acquisitions Update
Members	Glossary



- Plus Fitness AU (Viva Owned)
- Plus Fitness AU (Franchisee Owned)
- Plus Fitness NZ/IN (Franchisee Owned)
- Hiit Republic
- Health Clubs & Other



Locations

AUSTRALIA



As at 31 October 2021

MARKET UPDATE (SEP/OCT 2021)

CONTENTS

Performance Highlights	Segment Updates
Revenue	Greenfield Locations
Locations	Acquisitions Update
Members	Glossary



CLUBLIME



- Health Clubs & Other includes the following brands:
 - Club Lime
 - FitnFast
 - Pinnacle
 - Psyche Life
 - Studio by Club Lime
 - GroundUp

- As well as recent acquisitions
 - Active Life (Norman Park, QLD)
 - Coffs Coast (Coffs Harbour, NSW)
 - G-Fitness (Rhodes, NSW)
 - One-Health and Fitness (South Morang, VIC)

- And the following segments:
 - Aquatics
 - Swim School

➤ Plus Fitness Corporate owned locations shown separately



Locations

CONTENTS

[Performance Highlights](#)

[Segment Updates](#)

[Revenue](#)

[Greenfield Locations](#)

[Locations](#)

[Acquisitions Update](#)

[Members](#)

[Glossary](#)

hiit
republic



- Greenfields rollouts continue to open as the brand expands interstate, however rollout put on hold during most recent COVID lockdowns (July to October 2021)
- Five additional locations secured and in the process of opening (Refer Greenfield Locations slides)

HIIT REPUBLIC

AUSTRALIA

Hiit Republic

As at 31 October 2021

MARKET UPDATE (SEP/OCT 2021)

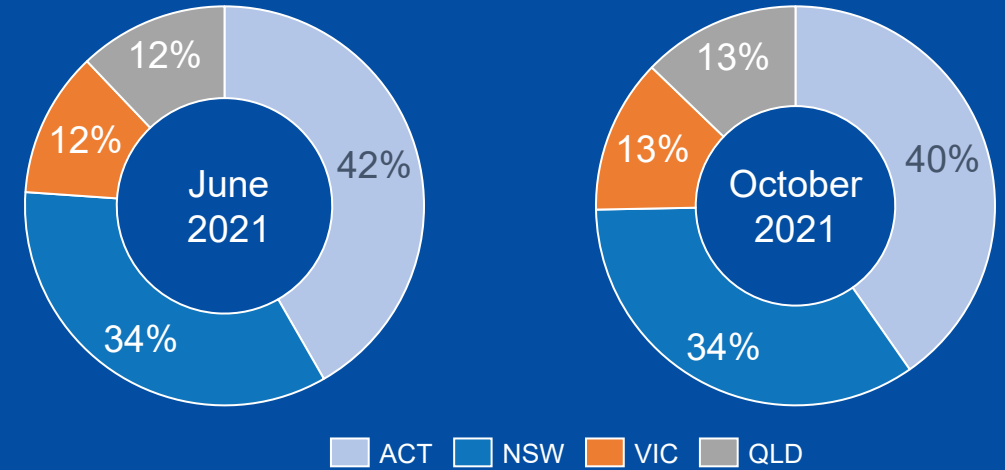
VIVA
LEISURE

Member Snapshot

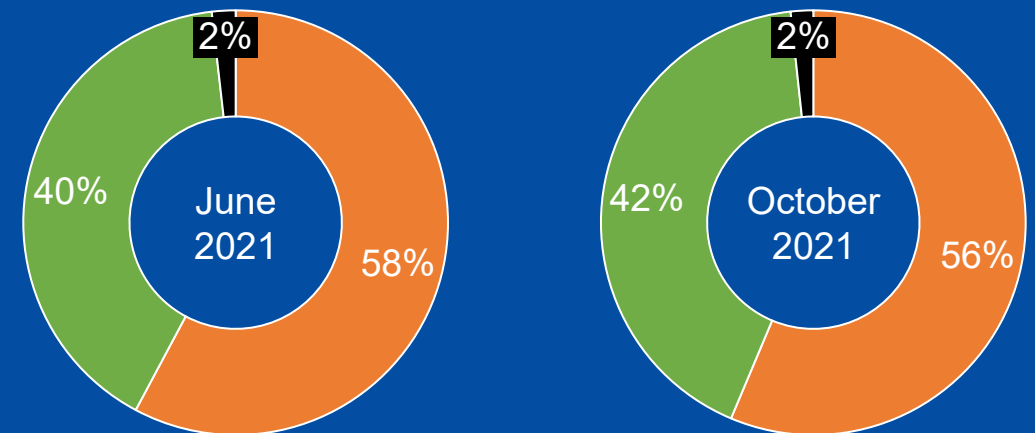
CONTENTS

Performance Highlights	Segment Updates
Revenue	Greenfield Locations
Locations	Acquisitions Update
Members	Glossary

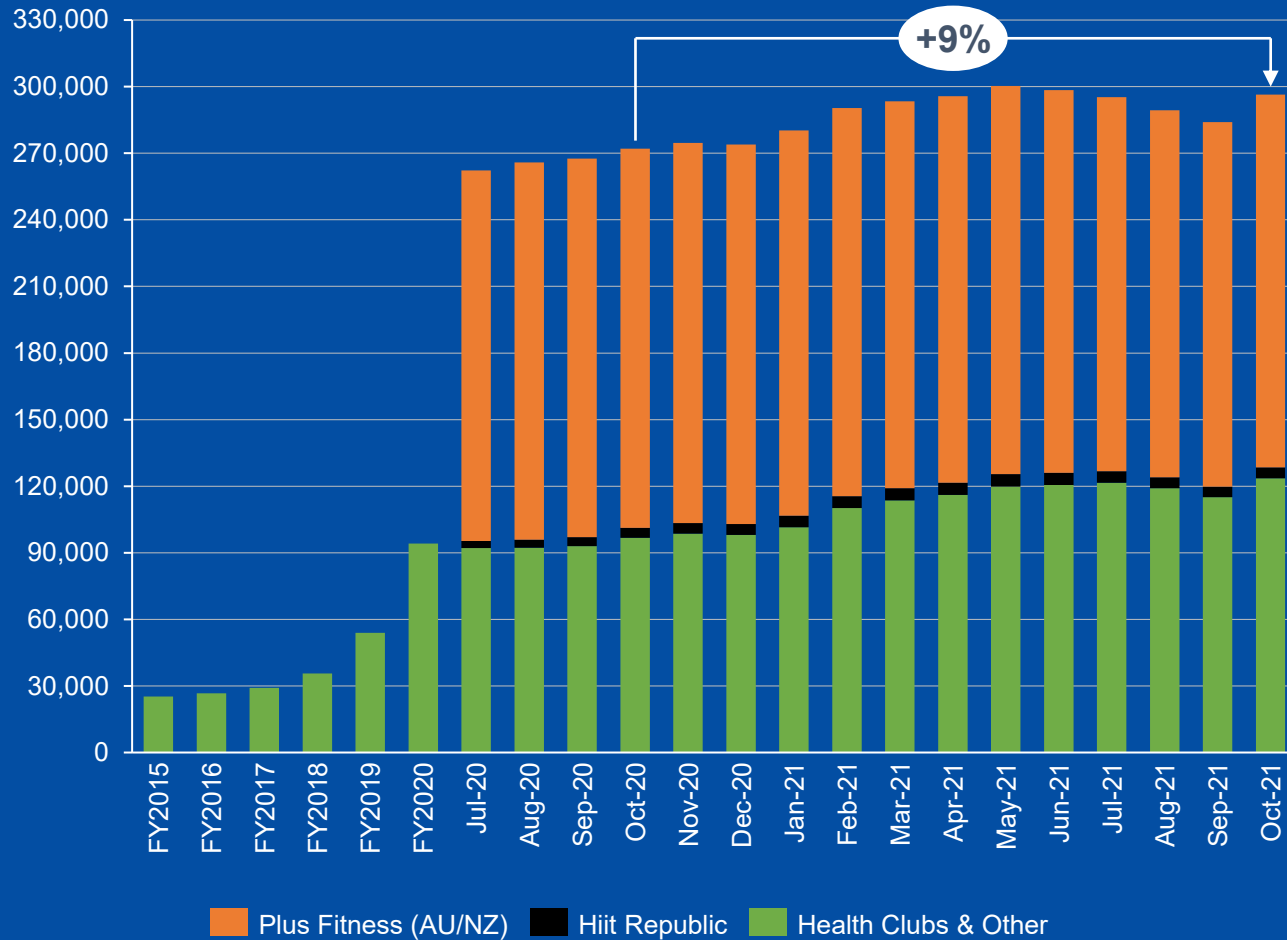
Members by State Viva owned locations only



Members by Segment



CONSOLIDATED

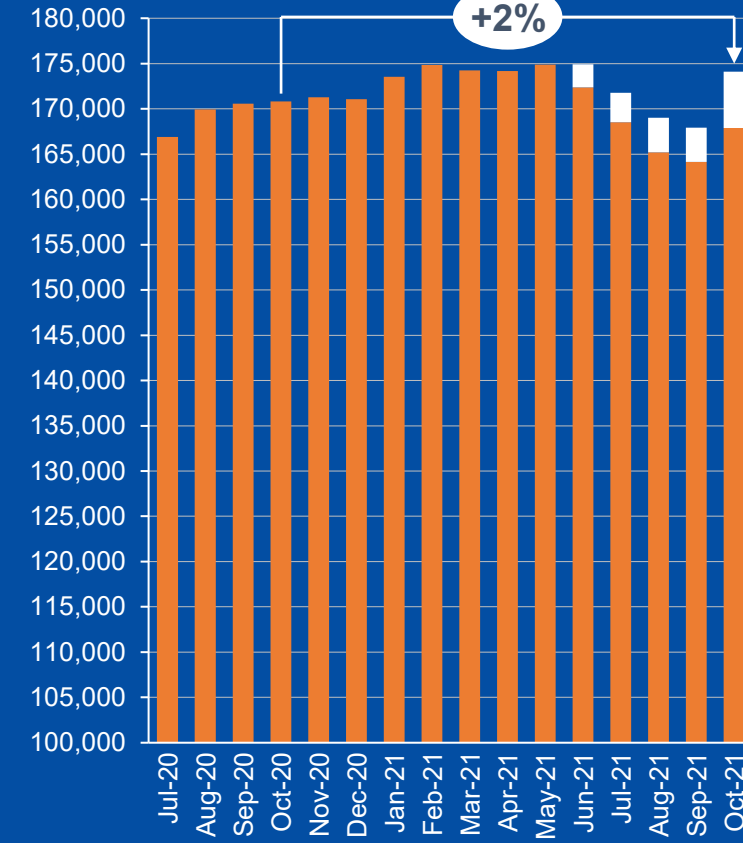
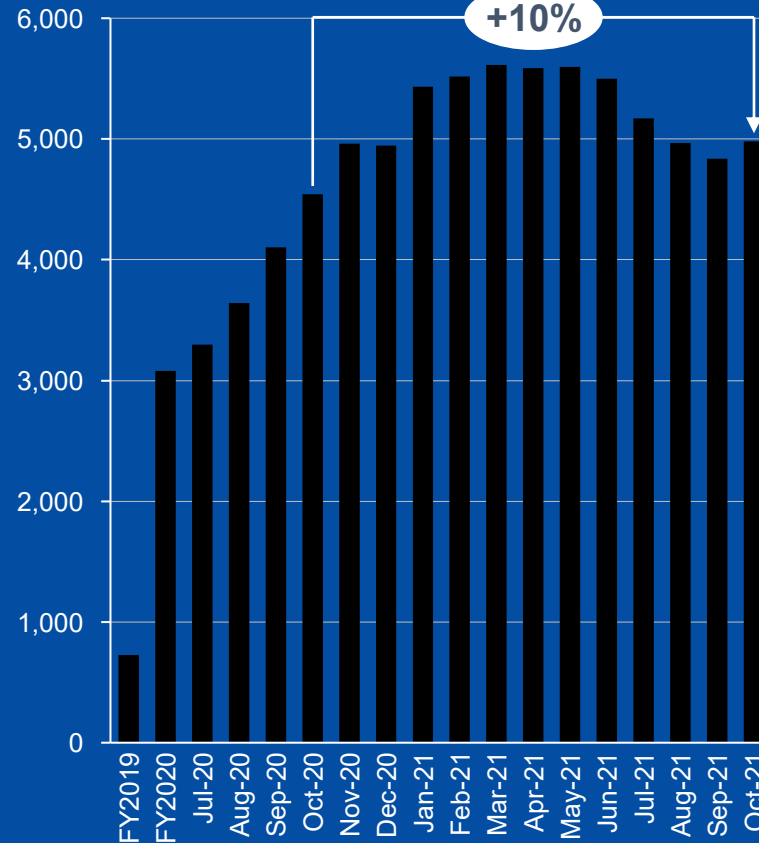
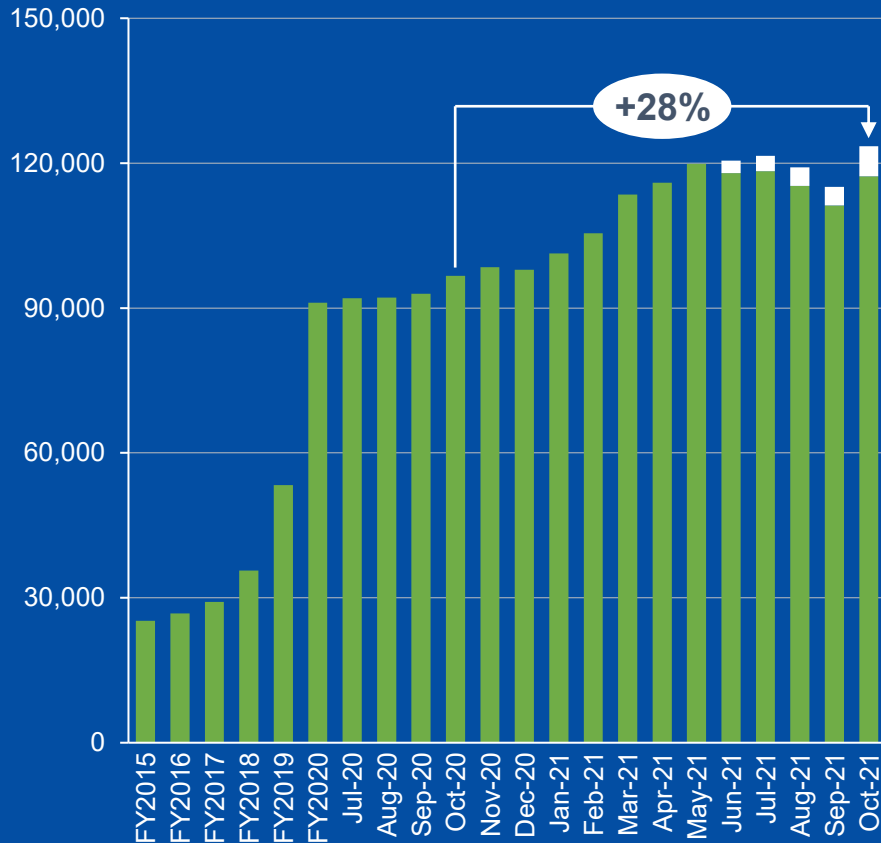


From June 2021, Plus Fitness Corporate Owned locations now included in **Health Clubs & Other** for all charts on this page

Member Growth by Segment

CONTENTS

Performance Highlights	Segment Updates
Revenue	Greenfield Locations
Locations	Acquisitions Update
Members	Glossary



Plus Fitness (Viva Owned)
 Health Clubs & Other

Hiit Republic

Plus Fitness (Viva Owned)
 Plus Fitness (AU/NZ)

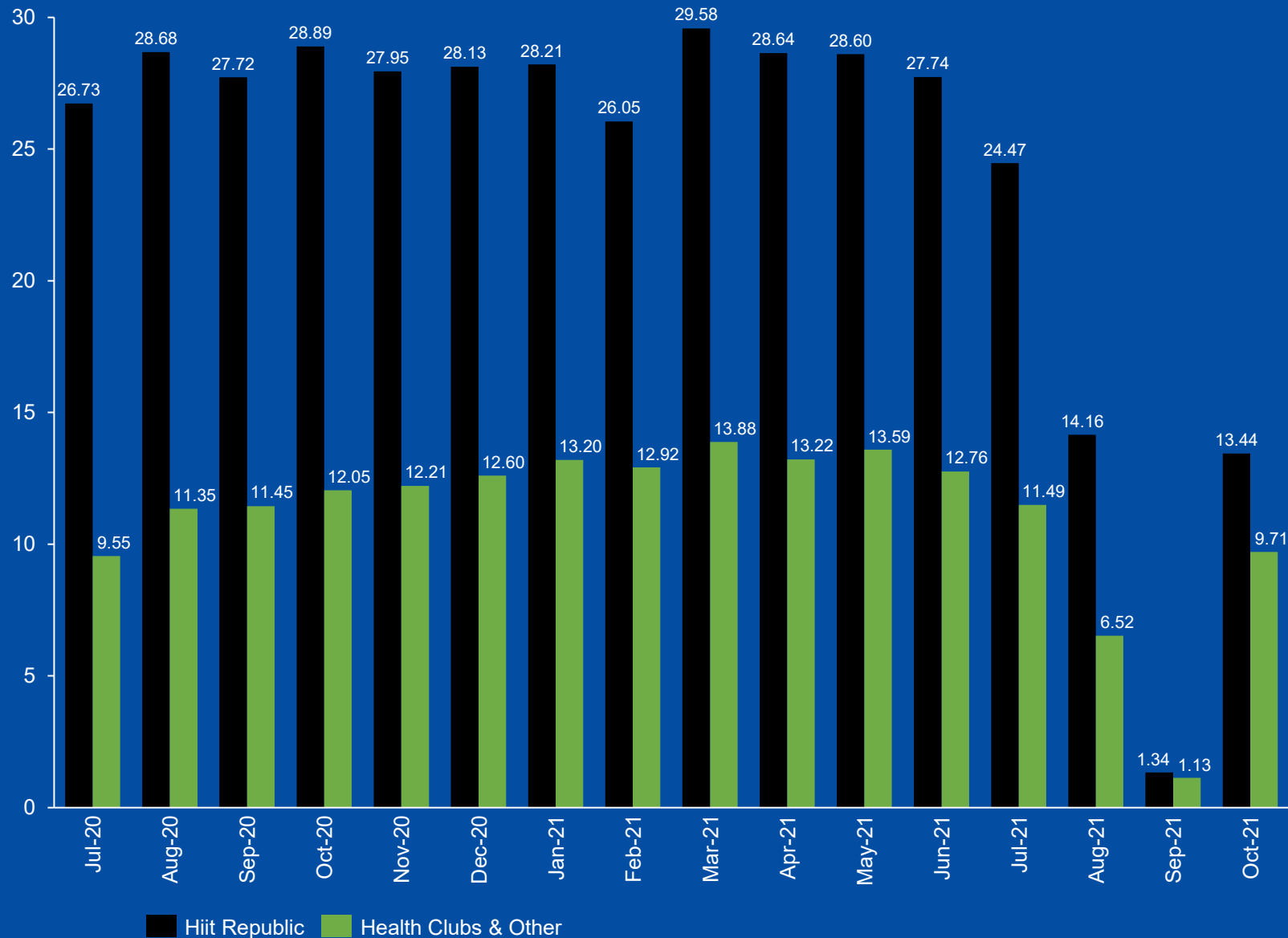
Excludes India

Includes Plus Fitness Corporate Owned locations from June 2021



Average Revenue Per Member (per week)

CONTENTS	
Performance Highlights	Segment Updates
Revenue	Greenfield Locations
Locations	Acquisitions Update
Members	Glossary

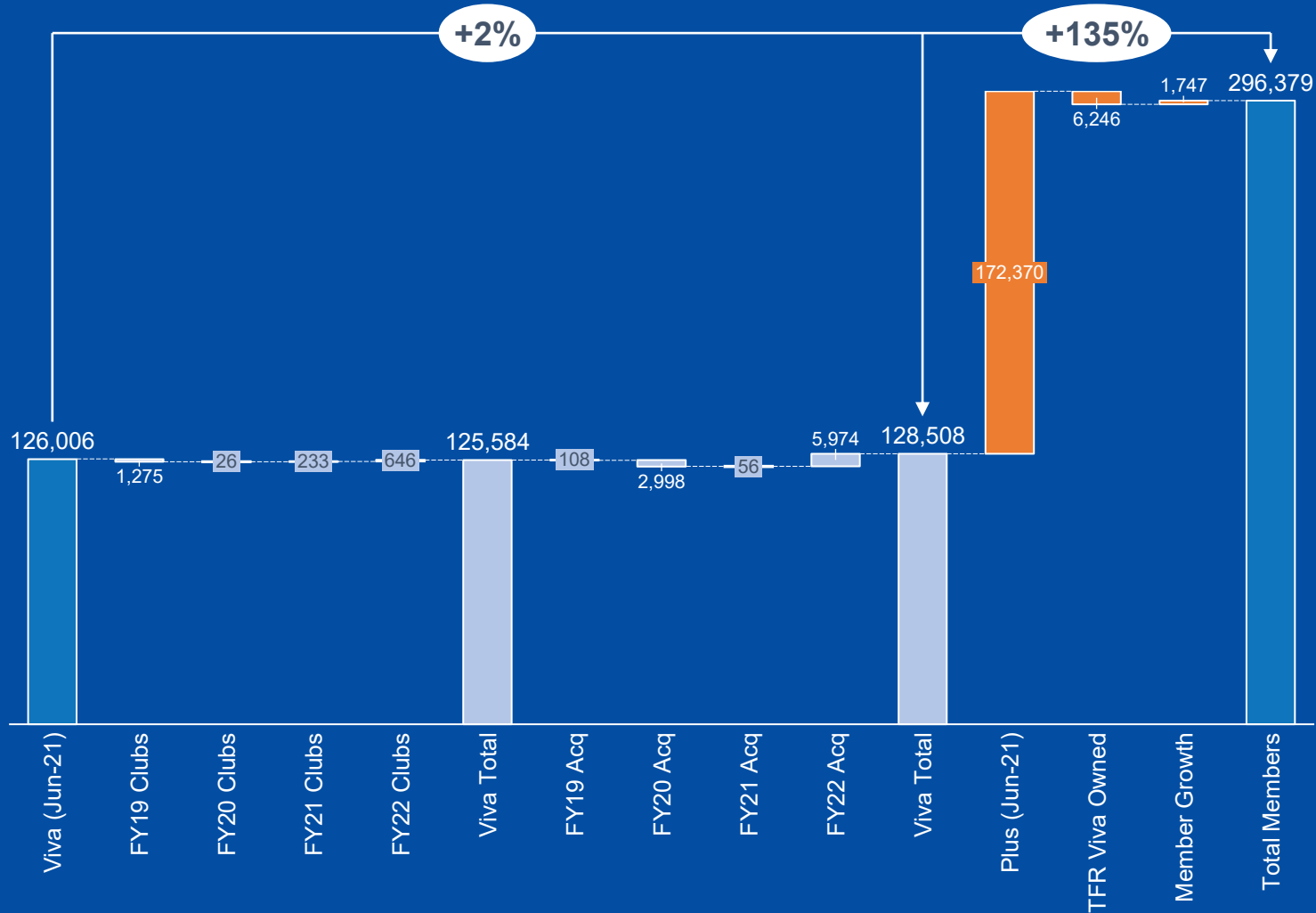


- COVID-19 lockdowns in most States and Territories has directly affected revenue, which in-turn affects Average Revenue Per Member
- September and October 2021 result not meaningful due to not trading for full periods
- Plus Fitness franchisee ARPM not available
- ARPM is shown excluding GST. Add GST to determine 'retail pricing' paid by members.

Membership Growth

CONTENTS

Performance Highlights	Segment Updates
Revenue	Greenfield Locations
Locations	Acquisitions Update
Members	Glossary



- “FY19/FY20/FY21 Clubs” represent membership movement for locations opened in that year
- “FY19 Acq/FY20 Acq/FY21 Acq/FY22 Acq” represents membership movement for locations acquired in that year
- Plus totals exclude Viva Corporate owned franchised Plus Fitness locations. Membership numbers for Corporate owned locations are included “TFR Viva Owned” column
- FY19 refers to clubs opened or acquired in FY2019 as well as any clubs from previous years

(as at 31 October 2021)

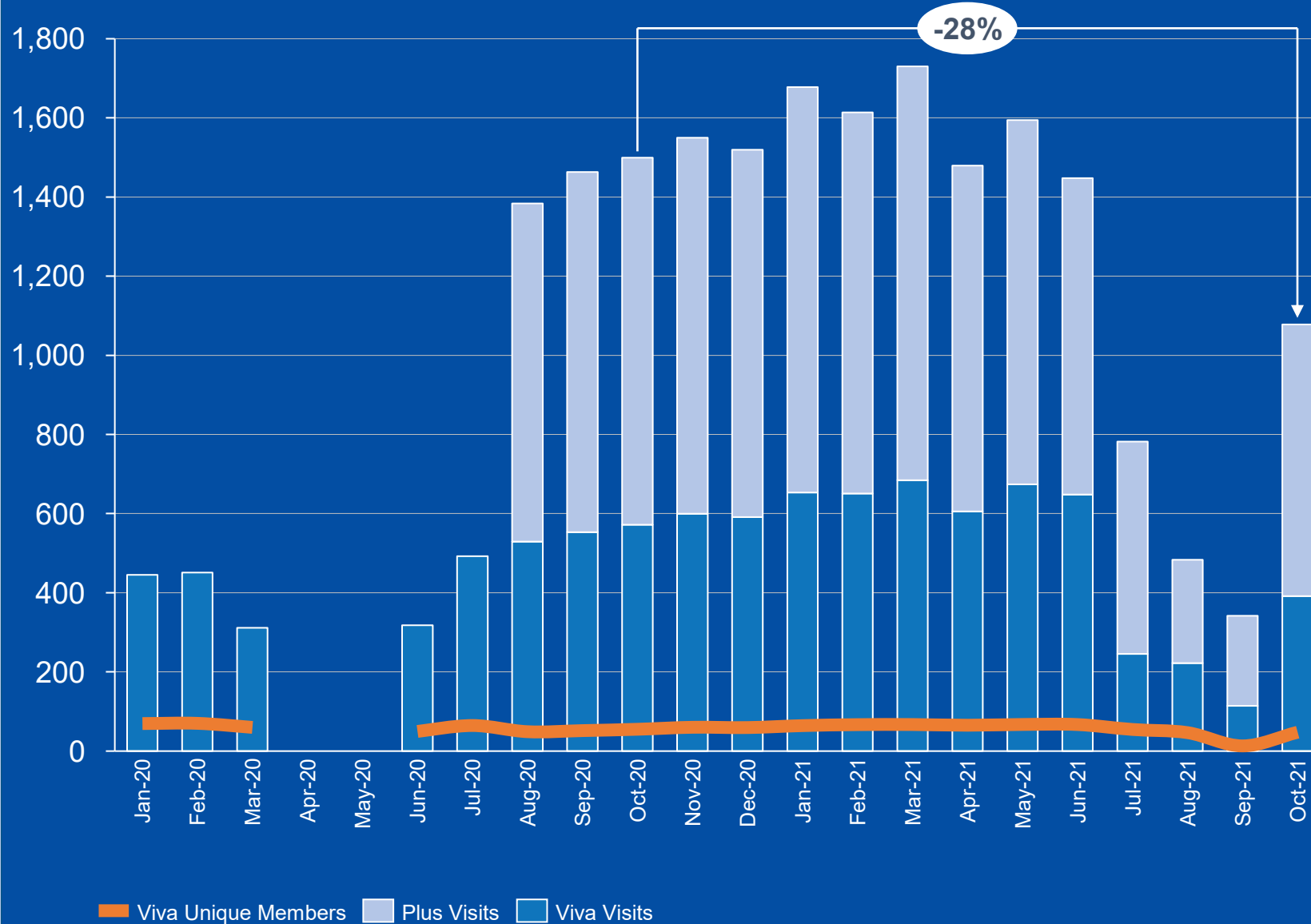
MARKET UPDATE (SEP/OCT 2021)



Member Monthly Visits ('000s)

CONTENTS

Performance Highlights	Segment Updates
Revenue	Greenfield Locations
Locations	Acquisitions Update
Members	Glossary



- July through to October 2021 visitations affected by COVID-19 lockdowns in ACT, NSW and VIC
- Based on days per month
- ~20 million member visits per year across the entire network

One member visit every
2.4 seconds
 for the month of October 2021
 (was one in every 5 seconds
 in August 2021)

Health Clubs Update

CONTENTS

Performance Highlights	Segment Updates
Revenue	Greenfield Locations
Locations	Acquisitions Update
Members	Glossary



- The Club Lime portfolio continues to expand both organically, with conversions (from FitnFast) and via acquisitions.
- There are over 70 clubs in the portfolio, and the following conversions to Club Lime are expected to be completed over the next 60 days:
 - FitnFast Campbelltown, NSW
 - FitnFast Shellharbour, NSW
 - One Health, South Morang VIC
- The Club Lime portfolio is the second largest non-franchised health club brand in Australia.



- The FitnFast portfolio originally comprised of 13 locations (acquired February 2020).
- 2 remaining locations are expected to be re-branded to Club Lime and refurbished in the next 60 days.



- The Pinnacle portfolio of six locations was acquired in February 2021.
- The Clubs have been internally converted to Club Lime, and the external signage is currently being replaced. The Pinnacle network of members is currently operating on the Viva Leisure membership, access control and direct debit systems.
- The change to the Viva Leisure direct debit system from the previous supplier is expected to save ~\$20,000 per month in debit fees alone.
- Management will continue to monitor the brand and is considering potentially implementing some of the Pinnacle systems into various Club Lime locations which have been identified as suitable.



Hiit Republic Update

CONTENTS

[Performance Highlights](#)

[Segment Updates](#)

[Revenue](#)

[Greenfield Locations](#)

[Locations](#)

[Acquisitions Update](#)

[Members](#)

[Glossary](#)



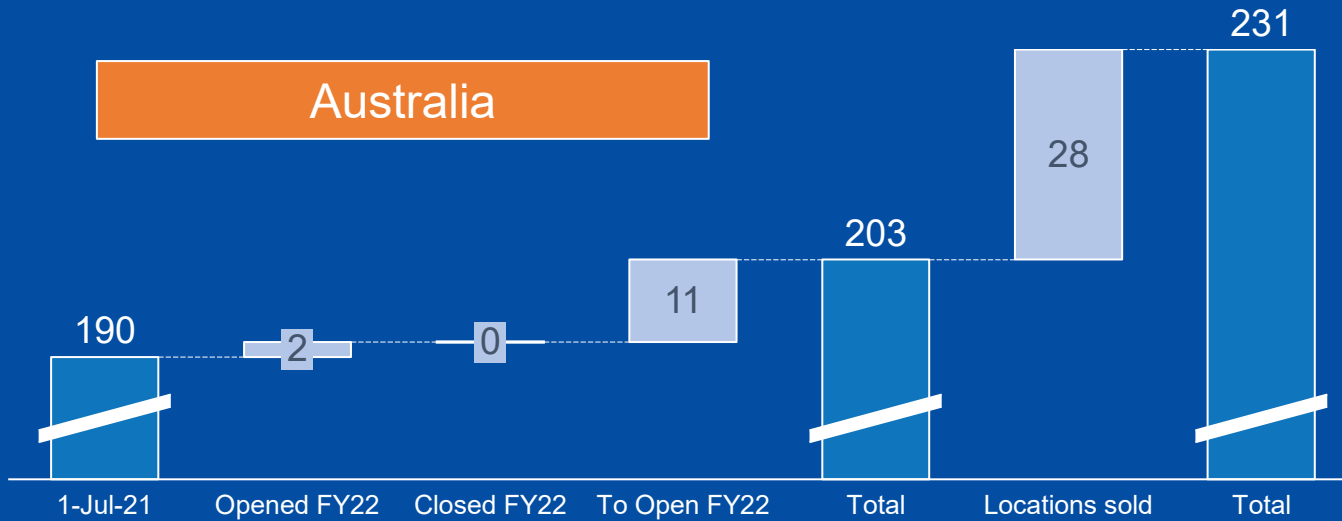
hiit
republic

- The Hiit Republic portfolio comprised 22 locations as at 31 October 2021.
- The first location was opened in March 2019.
- All mature (open greater than 12 months) locations now have a minimum weekly fee of \$34.90, up from \$29.90 (for new members).
- As at October 2021:
 - Average Membership per location is 226 members (down from 250 prior to most recent COVID lockdowns)
 - Average 4-wall EBITDA margin for **mature** (open more than 12 month) locations within the hiit republic portfolio generally operate above 50%
 - Average 4-wall EBITDA margin for **non-mature** (open for less than 12 months) locations operate at approximately 10%

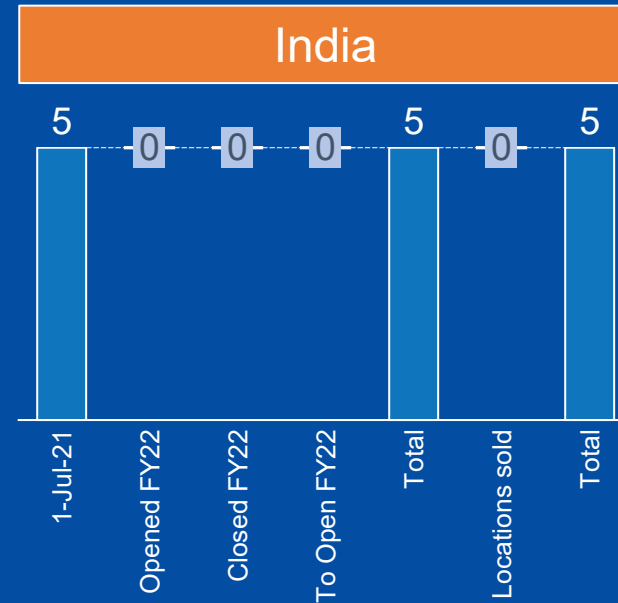

Plus Fitness Update

CONTENTS

Performance Highlights	Segment Updates
Revenue	Greenfield Locations
Locations	Acquisitions Update
Members	Glossary



- Australia growth of new locations slowed due to COVID-19, however the pipeline of new locations secured remains strong.
- New Zealand was stable with no new locations sold. Management plan to start considering New Zealand opportunities when travel between Australia and New Zealand is permitted.
- India has 5 locations opened and is currently seeking further territory sales in the market.
- Initiatives to assist Franchisees and ensure their businesses are more competitive and profitable are in the process of being implemented across the network as well as new rebranding and repositioning of the brand and network.



Plus Fitness Corporate Owned Locations

CONTENTS

[Performance Highlights](#)

[Segment Updates](#)

[Revenue](#)

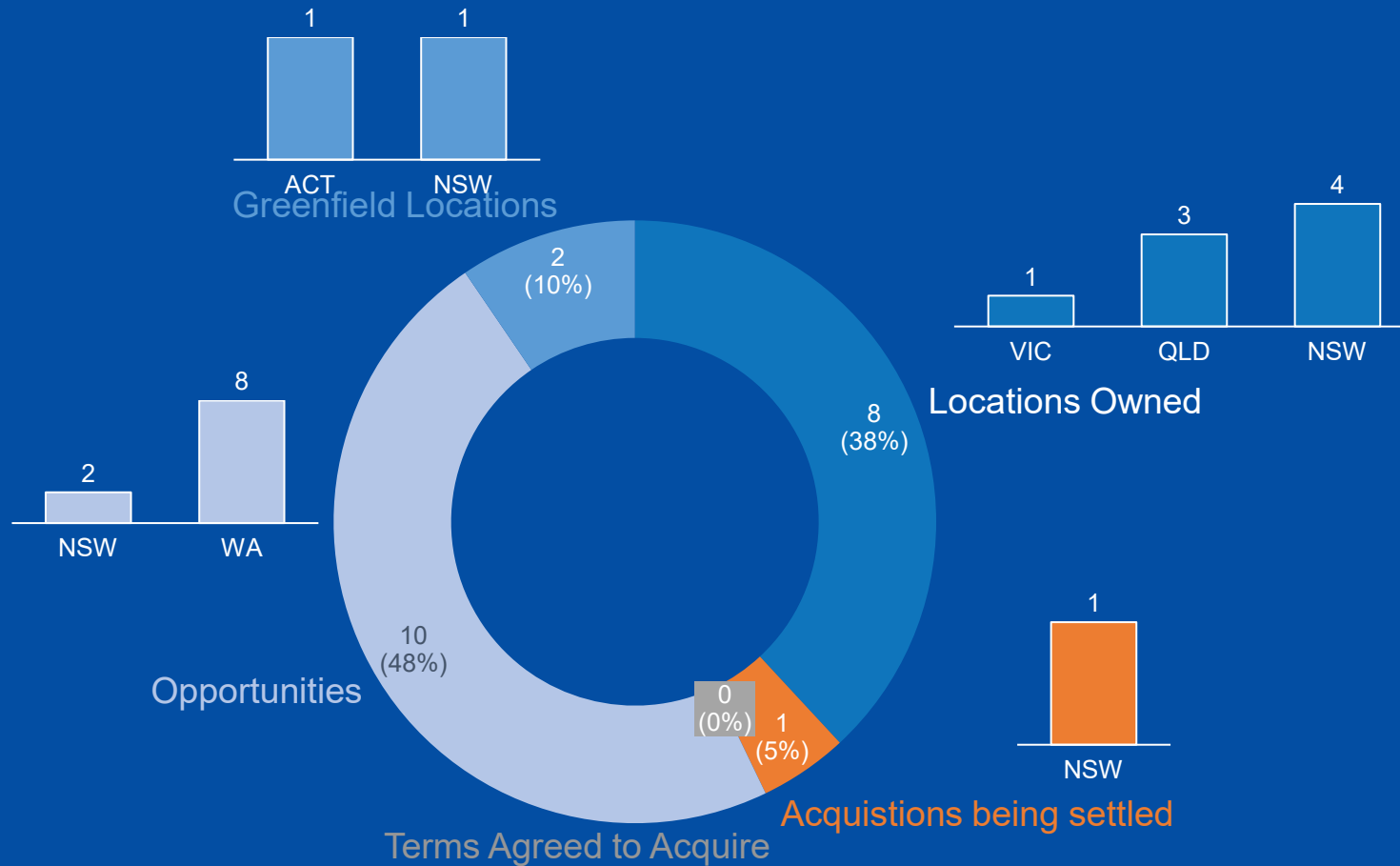
[Greenfield Locations](#)

[Locations](#)

[Acquisitions Update](#)

[Members](#)

[Glossary](#)



- Viva is considering opportunities in WA for the first time
- As at 31 October 2021

Greenfield Locations

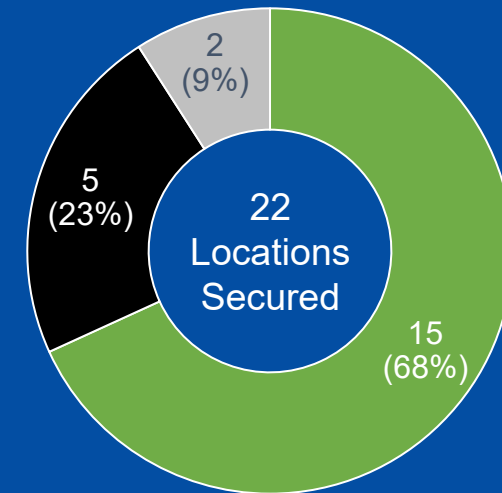
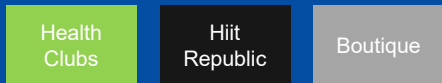
CONTENTS

Performance Highlights	Segment Updates
Revenue	Greenfield Locations
Locations	Acquisitions Update
Members	Glossary

- Greenfield locations refers to locations secured with a Heads of Agreement or Lease, and in different stages of pre-opening
- Viva's growth focus continues to be in Queensland and Victoria
- Excludes Plus Fitness greenfield locations. Refer Plus Fitness section for details.



AUSTRALIA



68

Locations

30

Acquisitions

CONTENTS

[Performance Highlights](#)

[Segment Updates](#)

[Revenue](#)

[Greenfield Locations](#)

[Locations](#)

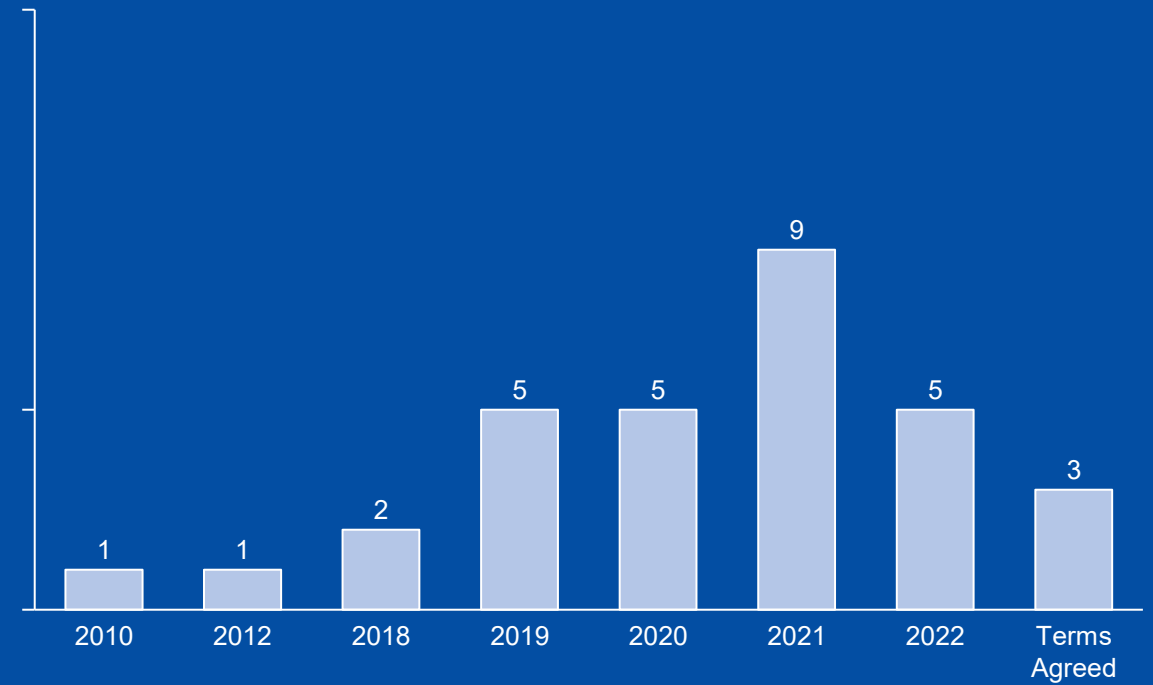
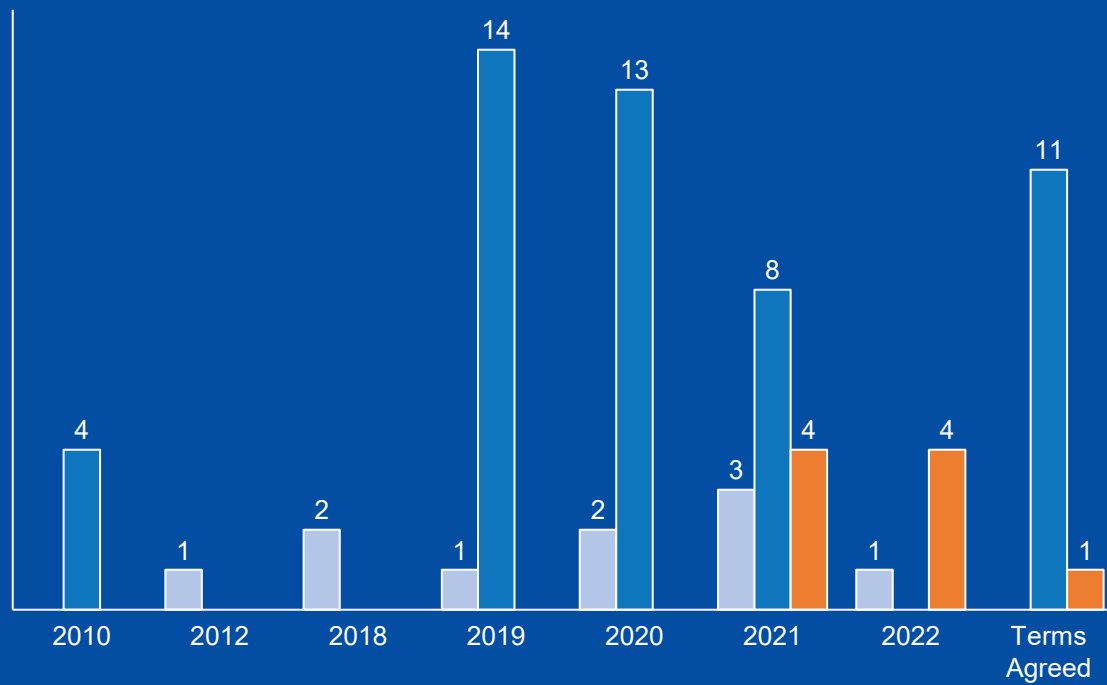
[Acquisitions Update](#)

[Members](#)

[Glossary](#)

Clubs Acquired by Segment

Acquisitions made



Legend: ■ Independents ■ Multi-Club Chains ■ Plus Fitness Clubs

All dates are based on calendar years for this report.

Performance Highlights	Segment Updates
Revenue	Greenfield Locations
Locations	Acquisitions Update
Members	Glossary

Abbreviation	Explanation
AFM	Australian Fitness Management Pty Ltd (Master Franchisor for Plus Fitness)
ARPM	Average Revenue Per Member
Club Margin	4-wall Club EBITDA Margin. Also shown is Margin for clubs operating for greater than, and less than 12 months
Health Clubs & Other	Refers to Health Club brands and other smaller boutiques
Mature / Non-Mature	Refers to locations opened greater than 12 months (mature) and less than 12 months (non-mature)
N/C	Not able to be calculated
NMM	Net Member Movement
PCP	Previous Corresponding Period reported (ie: June 2021 compared to either half year or full year accounts)
PCP %	Percent movement from Previous Corresponding Period (ie: June 2021 compared to either half year or full year accounts)
Plus Fitness Corporate	Refers to locations owned by Viva Leisure and not franchised to third parties
RRR	Revenue Run Rate
Utilisation	Is calculated by multiplying Club m2 by 2.0 (Health Clubs) or 1.5 (Hiit Republic) to measure theoretical capacity