

# WWI Presentation: 121 Mining Investment - Cape Town

Progressing strategic transformation to a mid-tier gold producer



Witwatersrand Basin Project (WBP), S.A.



Mt Cecelia Project, AUS



WEST WITS  
MINING

ASX: WWI





## Disclaimer

This presentation may contain certain forward-looking statements that have been based on current expectations about future acts, events and circumstances. These forward-looking statements are, however, subject to risks, uncertainties and assumptions that could cause those acts, events and circumstances to differ materially from the expectations described in such forward-looking statements. These factors include, among other things, commercial and other risks associated with estimation of resources, the meeting of objectives and other investment considerations, as well as other matters not yet known to West Wits Mining or not currently considered material by the company.

West Wits Mining accepts no responsibility to update any person regarding any error or omission or change in the information in this presentation or any other information made available to a person or any obligation to furnish the person with further information.

## Forward-Looking Statements

This Announcement includes “forward-looking statements” as that term within the meaning of securities laws of applicable jurisdictions. Forward-looking statements involve known and unknown risks, uncertainties and other factors that are in some cases beyond West Wits Mining Limited’s control. These forward-looking statements include, but are not limited to, all statements other than statements of historical facts contained in this presentation, including, without limitation, those regarding West Wits Mining Limited’s future expectations. Readers can identify forward-looking statements by terminology such as “aim,” “anticipate,” “assume,” “believe,” “continue,” “could,” “estimate,” “expect,” “forecast,” “intend,” “may,” “plan,” “potential,” “predict,” “project,” “risk,” “should,” “will” or “would” and other similar expressions. Risks, uncertainties and other factors may cause West Wits Mining Limited’s actual results, performance, production or achievements to differ materially from those expressed or implied by the forward-looking statements (and from past results, performance or achievements).

These factors include, but are not limited to, the failure to complete and commission the mine facilities and related infrastructure in the time frame and within estimated costs currently planned; variations in global demand and price for gold and silver; fluctuations in exchange rates between the U.S. Dollar, South African Rand and the Australian Dollar; the failure of West Wits Mining Limited’s suppliers, service providers and partners to fulfil their obligations under construction, supply and other agreements; unforeseen geological, physical or meteorological conditions, natural disasters or cyclones; changes in the regulatory environment, industrial disputes, labour shortages, political and other factors; the inability to obtain additional financing, if required, on commercially suitable terms; and global and regional economic conditions. Readers are cautioned not to place undue reliance on forward-looking statements. The information concerning possible production in this announcement is not intended to be a forecast. They are internally generated goals set by the board of directors of West Wits Mining Limited. The ability of the Company to achieve any targets will be largely determined by the Company’s ability to secure adequate funding, implement mining plans, resolve logistical issues associated with mining and enter into any necessary off take arrangements with reputable third parties. Although West Wits Mining Limited believes that its expectations reflected in these forward-looking statements are reasonable, such statements involve risks and uncertainties and no assurance can be given that actual results will be consistent with these forward-looking statements.

# Investor High Potential Snapshot

Revenue opportunity of USD 2.6 billion<sup>1</sup>



## South Africa, Witwatersrand Witwatersrand Basin Project (WBP)



**Significant resource:** 4.28 million ounces of gold JORC Mineral Resource @ 4.58g/t Au<sup>3</sup>; 69% of MRE in Measured and Indicated categories; includes declared Ore Reserves



**Production Ready:** First ore delivered in Feb 2022; infrastructure in place to facilitate rapid production build-up



**CAPEX:** Low due to historical shafts to access virgin mine blocks; planned toll processing with overall competitive AISC



**Production Mining Stages 1-4:** 27-year Life-of-Mine; estimated 16.1 million tonnes; Run of Mine grade of 3.11g/t Au for 1.61 million oz gold<sup>1</sup>



## Western Australia, Eastern Pilbara Mt Cecelia Project



**Up to \$10M Farm-In & JV Agreement:** Rio Tinto<sup>5</sup>



**Location:** Highly prospective area in Paterson Province



**SkyTEM HEM survey:** Eight exploration targets identified



**MLTEM survey:** Four high-priority targets confirmed



**Maiden drilling program:** Commences in 2022



# Company Highlights

Opportunity for significant Share Price Growth

## Capital Structure

<b>Shares on Issue</b>	<b>1.84b</b>
<b>Market Capitalisation</b> At closing share price of 3.1 cents on 29/04/2022	<b>A\$57m</b>
<b>Cash</b> as at 31/03/2022	<b>A\$5.7m</b>
<b>Enterprise Value</b>	<b>A\$51.3m</b>
<b>JORC Mineral Resource Estimate<sup>3</sup> (Gold)</b> Mineral Resources include declared Ore Reserves	<b>4.28Moz</b>
<b>Enterprise Value per ounce</b>	<b>A\$12</b>
<b>Listed Options</b> \$0.12 expiring 10/08/2022	<b>110.1m</b>
<b>Unlisted Options</b> (101M @ \$0.05, 2.5M @ \$0.012 & 6M @ \$0.10, \$0.15 & \$0.25)	<b>121.4m</b>
<b>Performance Rights</b> (Issued to Executive Team with various performance hurdles)	<b>10.2m</b>
<b>WWI Shareholding in Operating Entity</b>	<b>66.6%</b>

## Well positioned for 2022 upside



# Experienced Leadership

## In-depth ASX Investor and Operations Knowledge

### BOARD



**Michael Quinert**  
Chairman

ASX-experienced commercial lawyer with extensive involvement in assisting and advising publicly listed mining companies



**Hulme Scholes**  
Non-Executive Director

One of SA's top legal professionals specialising in mining and mineral law



**Peter O'Malley**  
Non-Executive Director

US-based investment finance executive with wide-ranging experience advising on M&A, debt/equity transactions and capital optimisation strategies in multiple jurisdictions



**Tim Chapman**  
Non-Executive Director

Director of Corporate Broking at PAC with experience in financial services and capital markets



**Tozama Kulati Siwisa**  
Head of Corporate Affairs

BCom with MBA and broad experience in leading transformation projects from development through to execution



**Jac van Heerden**  
Managing Director

Mining Engineer with MBA and operations and project experience in South Africa, DRC and Zimbabwe



**Simon Whyte**  
CFO & Company Secretary

CA with extensive experience in mining, commodities and logistics



**Rudi Deysel**  
Project Manager

B.Sc (Geophysics), B.Eng (Mining) and MBA with core skill in business planning and development



**Luvuyo Jafta**  
General Manager - Mining

B-Tech (Mine Engineering) with wealth of managerial and technical experience in resources companies



**Martin Bevenlander**  
Head of Geology & Exploration

BSc. Hon. (Geology) with mining experience across mining cycle from greenfield exploration to production

### MANAGEMENT

# Witwatersrand Basin

Over 100 years Gold production

01



Located within world-renowned Witwatersrand Basin (SA)

02



Central Rand historically produced over 247 million ounces

03

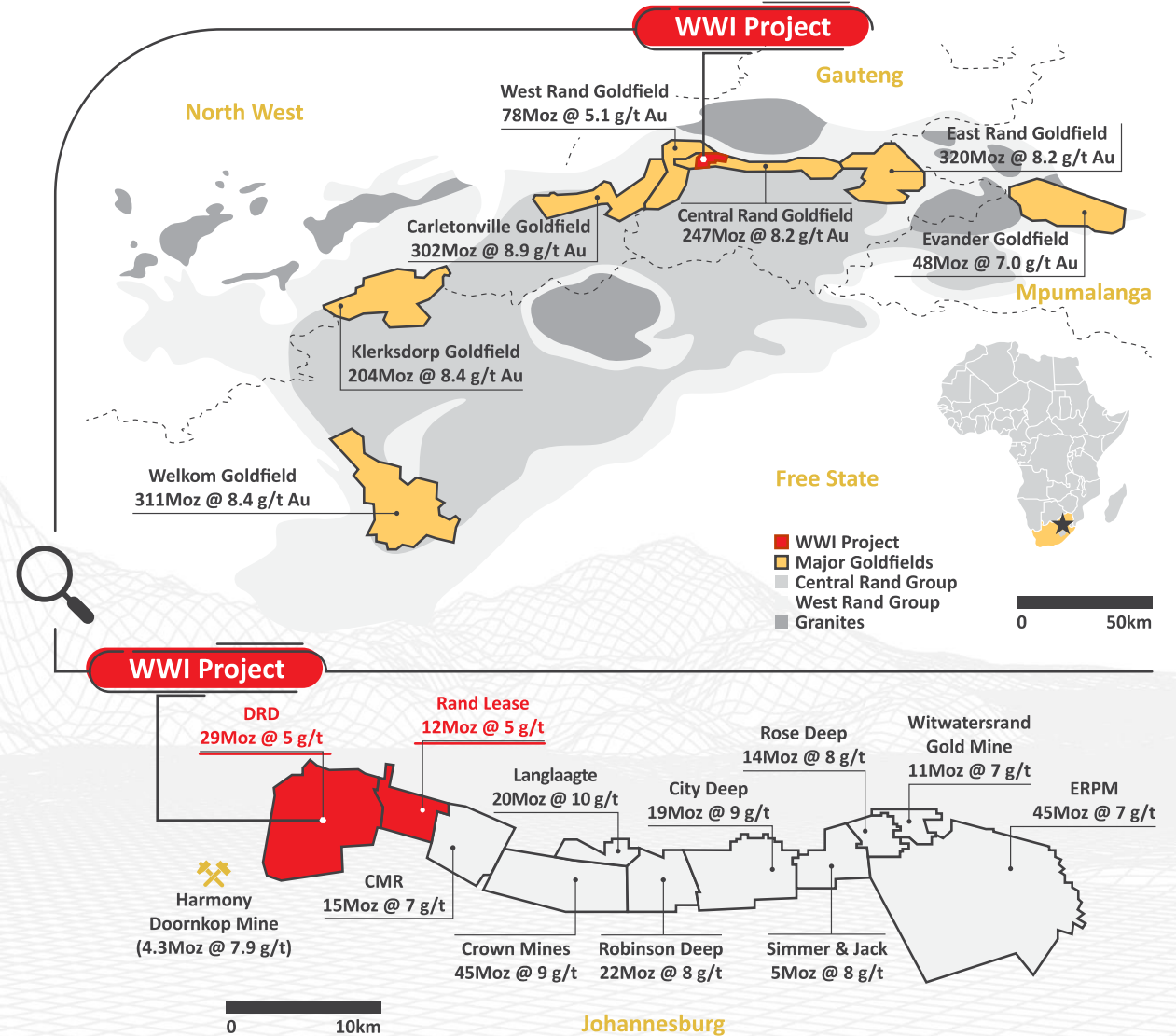


Low geological risk

04



Historic mine works underground inspection shows stable existing shafts with almost no rock engineering issues since mine closure in 2001





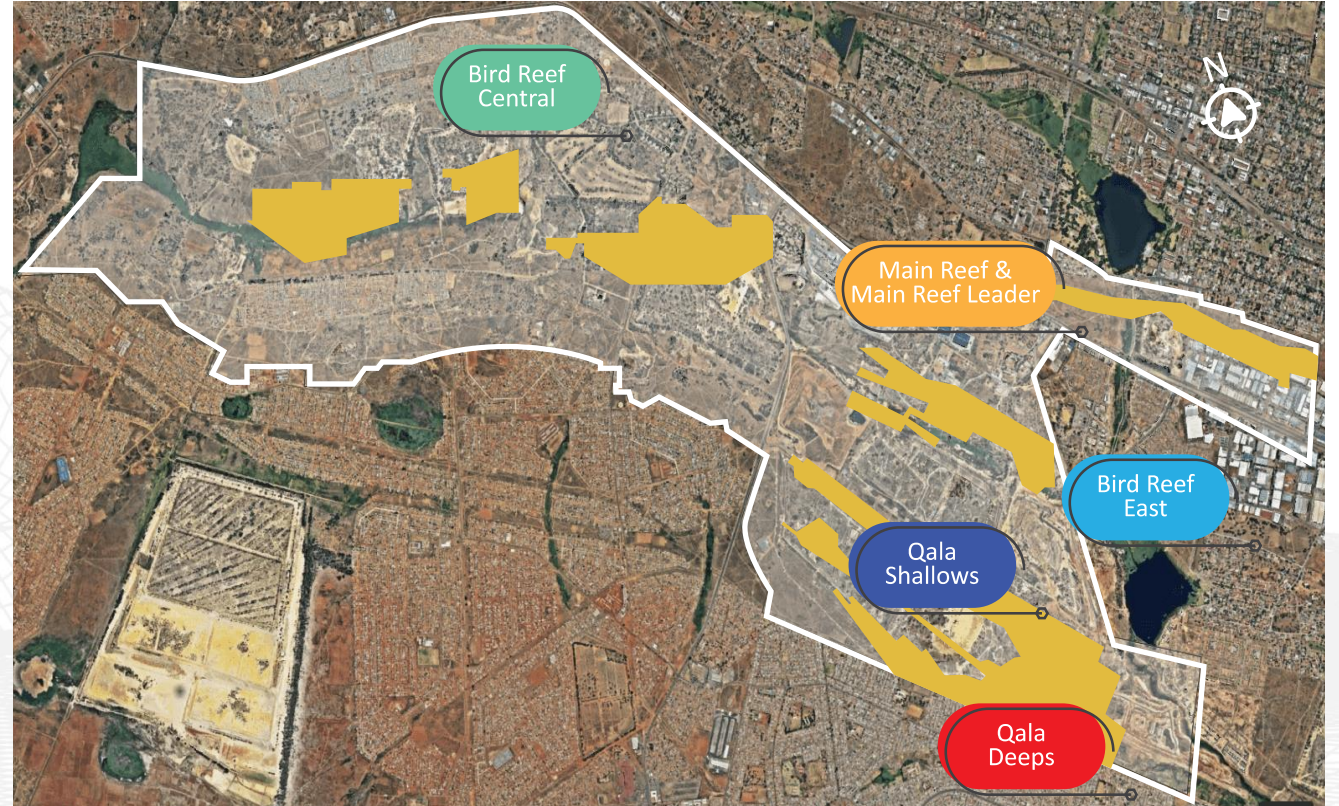
# Cornerstone Witwatersrand Basin Project

Significant Mineral Resource<sup>3</sup> available on fully permitted mining area

Scoping Study's ROM production schedule in annual ounces of gold by stage over WBP's 27-year life-of-mine<sup>1</sup>

WBP Global Mineral Resource Estimate			
Category	Tonnes (M)	Grade (g/t Au)	Ounces
Measured	8.81	4.60	1,449,000
Indicated	11.26	4.19	1,517,000
<b>Measured &amp; Indicated</b>	<b>21.06</b>	<b>4.38</b>	<b>2,967,000</b>
Inferred	7.98	5.10	1,309,000
<b>Total</b>	<b>29.05</b>	<b>4.58</b>	<b>4,276,000</b>

Notes: Global MRE set at a 2.0g/t Au cut-off; reported in accordance with JORC Code of 2012; number differences may occur due to rounding errors; Mineral Resources are reported as inclusive of Ore Reserves





# WBS: Uranium enhanced value-add

Opportunity to convert significant Uranium Exploration Target of 12-16mlbs<sup>6</sup> into resource at Bird Reef Central

## Uranium - Exploration Target

<u>Range</u>	<u>Low</u>	<u>High</u>
Tonnes (M)	10	22
Grade (ppm) U <sub>3</sub> O <sub>8</sub>	300	550
Content (Mlb) U <sub>3</sub> O <sub>8</sub>	12	16

**Notes:**

- The potential quantity and grade are conceptual in nature. There has been insufficient exploration and evaluation of historical information to estimate a Mineral Resource. It is uncertain if further exploration will result in the estimation of a Mineral Resource.



## Uranium Project Key Milestones

- Upgrade exploration target to JORC 2012 Compliant Exploration Target - Complete
- Appoint Geological Consultant - Complete
- Scope Exploration Drilling to convert target area into a JORC Compliant Resource - Complete
- Commence Drilling - H2 2022







**Notes:**

- At a gold price of USD 1,750 per ounce, Bird Reef Central did not meet the minimum economic parameters and was excluded from the Scoping Study. Further exploration to be incorporated aiming to convert the uranium target to a JORC Resource and improve viability of the BRC.



# Witwatersrand Basin Project – Scoping Study<sup>1</sup>

## Scoping Study confirms sustainable profitability

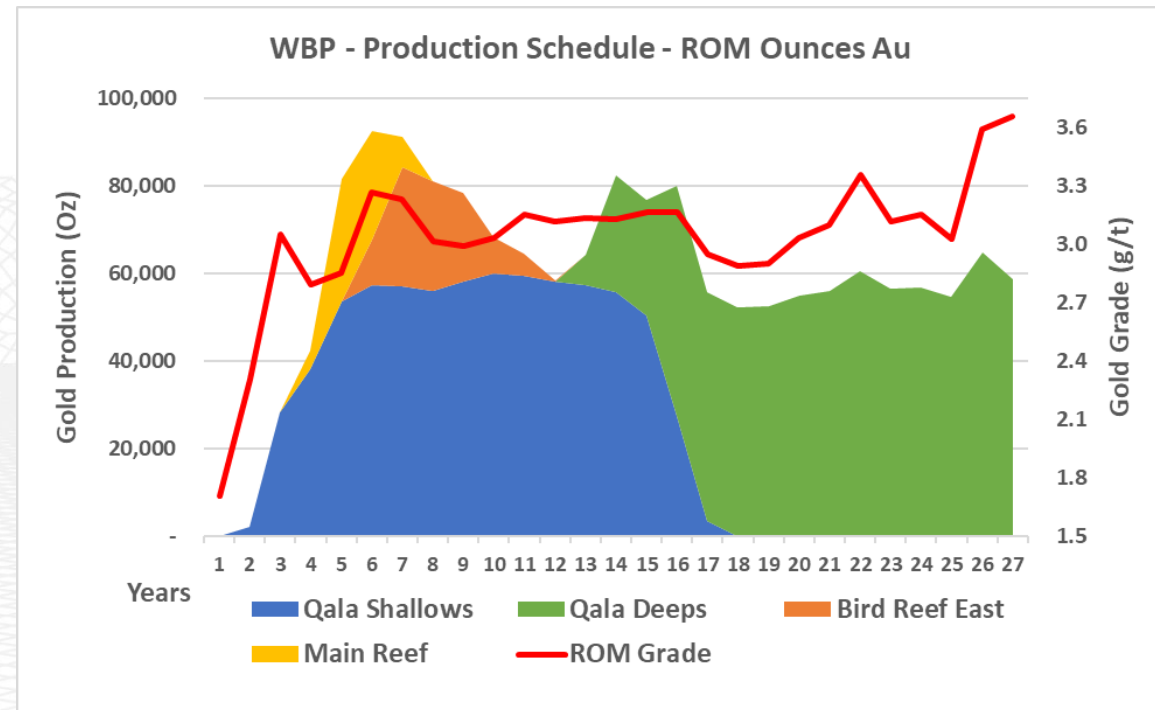
	Staged Mining Approach	Qala Shallows (1); Main Reef Package (2); Bird Reef East (3); Qala Deeps (4)
	Significant Life-of-Mine	27-year LOM and 16.1 MT at 3.11 g/t for 1.61Moz of Gold
	All In Sustaining Cost ("AISC")	Estimated AISC of <b>USD 1,138/oz</b> Gold up to 800m depth, increasing to <b>AISC of USD 1,198/oz</b> Gold below 800m
	Peak Funding requirement	<b>USD 77million</b> and 5 year pay back period
	Solid Production	Peak Production up to <b>90 000 oz per annum</b> and at an average of <b>65 000 oz per annum</b>
	Project Financials	Pre-tax NPV7.5 of <b>USD 227 million (AUD 316m)</b> and <b>IRR of 33%</b> at a Gold Price of <b>USD 1,750/oz</b>

PROJECT

# 200

Maximum Stress Initiative

- Aims to produce **200 000t** per month
- Investigating infrastructure requirements
  - Additional Shafts
  - Water Handling
  - Process Facility Options & Depositions Space
  - CAPEX & OPEX estimates



# Robust Definitive Feasibility Study at Qala Shallows<sup>2</sup>

## Qala Shallows DFS covers 60% of Scoping Study



Substantial Maiden Ore Reserve

Declared ore reserve of **3MT at 2.88g/t for 278 000oz**, including **Proven Ore Reserve of 830,000t at 3.13g/t for 84,000oz**



Significant Life-of-Mine

**17-year LOM** and **7.3MT at 2.81g/t recovered grade for 663,000oz Recovered Gold**



All In Sustaining Cost ("AISC")

Estimated **US\$1,144/oz Gold** with a **steady-state AISC of US\$1,027/oz**



Peak Funding requirement

**US\$50million** and **5.5 year pay back period**



Solid Production

Peak Steady-State Production at **53 000oz per annum** for 10 years



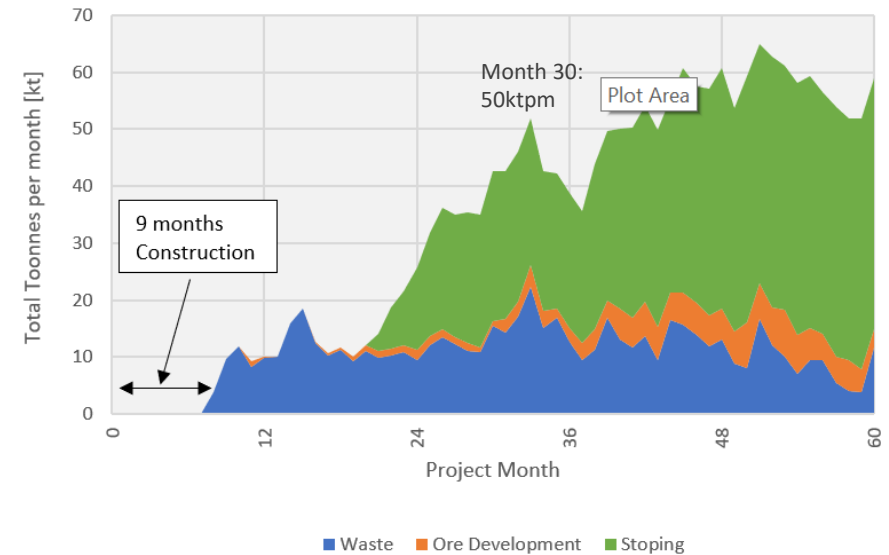
Project Financials

Pre-tax NPV7.5 of **US\$150 million (AU\$205m)** and **IRR of 35%** at a Gold Price of **US\$1,750/oz**



## Stage 1 Key Milestones





- **First Ore – Q1 2022**
- **20 000 t per month – Q4 2023**
- **50 000 t per month – H2 2024**



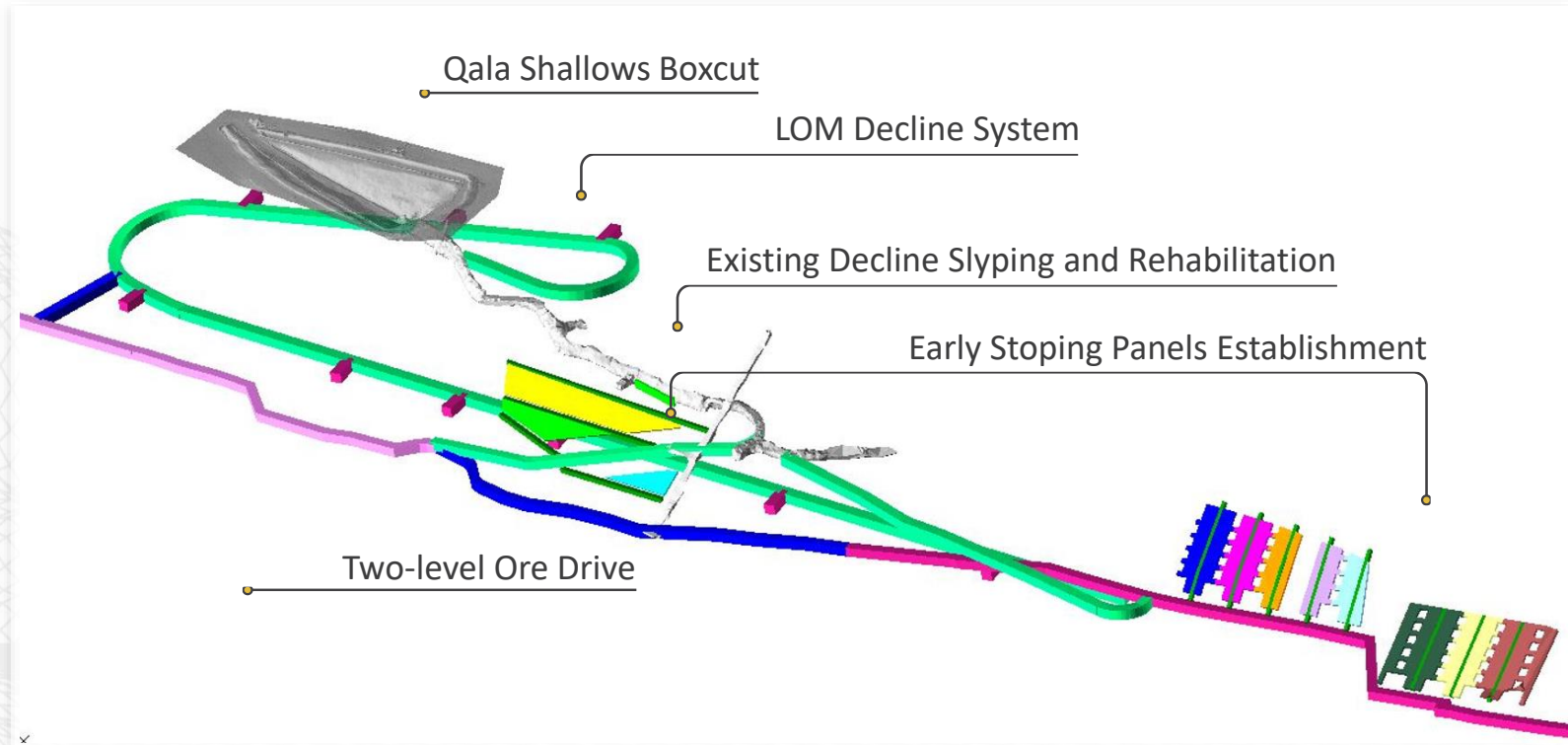
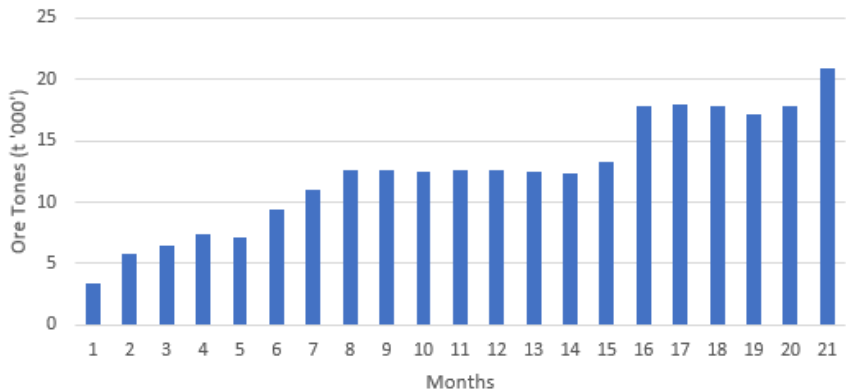


# WBP Operational Advancement 2022

## Stage 1: Qala Shallows Project Progress

- 01  Critical infrastructure **completed**
- 02  Decline and box cut rehabilitation **completed**
- 03  On reef underground access **progressing**
- 04  Set up for **rapid** near term production **ramp-up**

Near Term Production Build-up





# WBP Infrastructure

- 1 Change Houses and Lamp Room
- 2 Office Complex
- 3 Temporary Workshop Area
- 4 Recently Rehabilitated Box Cut
- 5 Run of Mine Stockpile
- 6 Generators and Utilities Infrastructure
- 7 Ventilation Shaft





# Mt Cecelia Project

Up to \$10M Joint Venture and Farm-In agreement with global Rio Tinto

01



**Joint Venture:** Rio Tinto (RTX) commits significant expenditure to advance exploration and drilling in 2022<sup>5</sup>

02



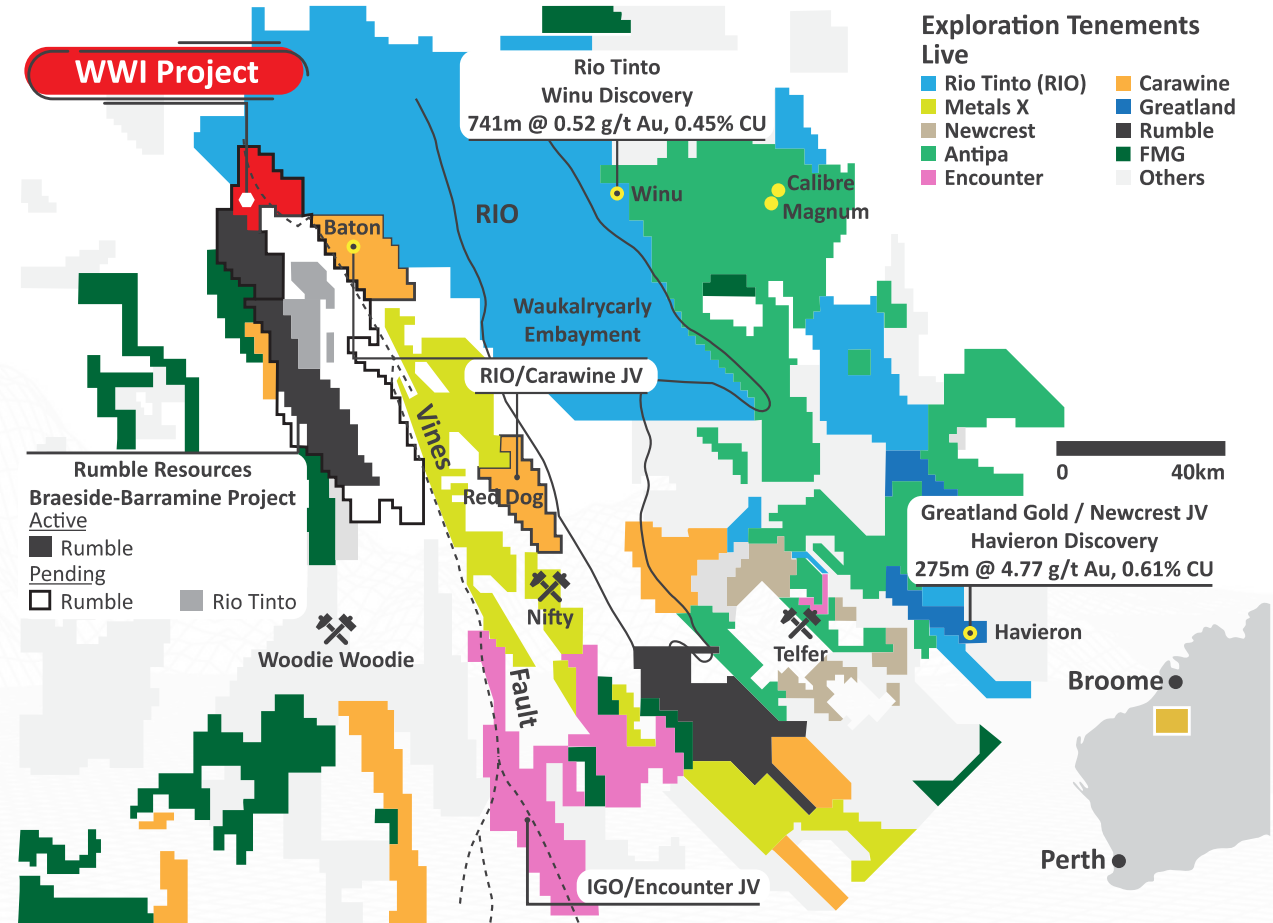
Located approx. 70kms west of RIO WINU Project

03




Rumble Resources Limited (ASX: RTR) advancing **Braeside Project** on southern border; Multiple High-Grade Lead-Zinc-Silver Breccia Zones discovered

Regional overview of Paterson Province  
Mt Cecelia highlighted in red



# Mt Cecelia Project

## Key Milestones



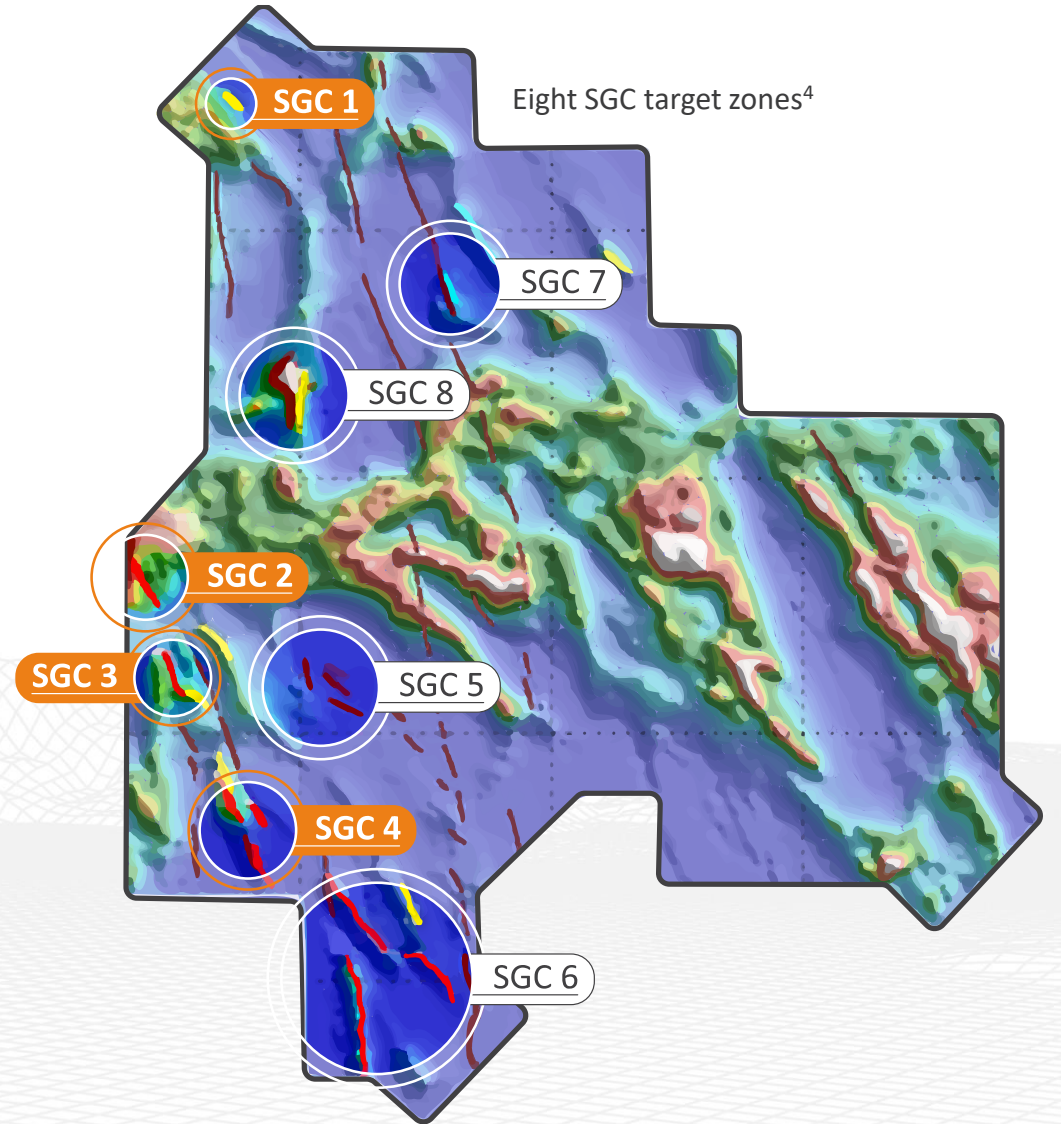
HEM survey:  
**eight exploration target areas with four deemed high priority**



MLTEM survey:  
**Top four priority drill targets (SGC1-4) defined<sup>4</sup>**



**Maiden drilling campaign in 2022 field season**





# Why invest in West Wits



Significant enterprise value **growth potential**



Ownership of two projects in **stable jurisdictions with resilient board and management team**



**WBP Scoping Study** - significant 27-year LOM with free cash flow potential of USD 511 million at USD 1,750 per ounce<sup>1</sup>



**WBP** - potential growth to **over 65 000 ounces per annum<sup>1</sup>** with the ambition to increase to 200 000 ounces per annum with Project 200



**WBP** surface and underground infrastructure in place to facilitate **rapid production growth**



**Mt Cecelia RTX JV & Farm-In** up to \$10M; up to 80% interest; 800m drilling committed for 2022<sup>5</sup>



Appointed African **focused debt advisors**, Taurum International, to secure debt funding



# WEST WITS MINING

## WEST WITS MINING LIMITED

info@westwitsmining.com  
+61 3 8692 9049  
+61 3 8692 9040  
Level 6, 400 Collins Street,  
Melbourne, Victoria Australia  
3000

## INVESTOR RELATIONS

### Australia

Victoria Humphries/Peter Taylor  
victoria@nwrcommunications.com.au  
peter@nwrcommunications.com.au

## INVESTOR RELATIONS

### North America, Canada and UK

Jody Kane/Jonathan Paterson  
jody.kane@harboraccessllc.com  
jonathan.paterson@harboraccessllc.com





**WEST WITS**  
MINING

Appendices

# Appendix 1: ORE RESERVE & MINERAL RESOURCE ESTIMATE STATEMENTS

Table 1: WBP (JORC) Ore Reserve<sup>2</sup>

ORE RESERVE STATEMENT FOR QALA SHALLOWS (JORC 2012)					
Reef Type	Ore Reserve Category	Tonnage (Mt)	Grade (g/t)	Content (kg)	Content (oz)
K9A	Proved	0.37	3.38	1 260	40 400
	Probable	0.45	2.32	1 040	33 400
	<b>Total K9A</b>	<b>0.82</b>	<b>2.80</b>	<b>2 300</b>	<b>73 800</b>
K9B	Proved	0.46	2.94	1 340	43 200
	Probable	1.72	2.91	4 990	160 600
	<b>Total K9B</b>	<b>2.17</b>	<b>2.92</b>	<b>6 330</b>	<b>203 800</b>
Grand Totals	Proved	0.83	3.13	2 600	83 600
	Probable	2.17	2.79	6 000	194 000
	<b>Total</b>	<b>3.00</b>	<b>2.88</b>	<b>8 600</b>	<b>277 600</b>

Note: errors may occur due to rounding differences

Declared ore reserve of 3MT at 2.88g/t for 278 000oz, including Proved Ore Reserve of 830,000t at 3.13g/t for 84,000oz<sup>2</sup>

Ore Reserve Notes:

- 1) No Inferred Mineral Resources are included in the Ore Reserves.
- 2) The evaluation used a gold price of US\$1,750 per ounce and a rate of exchange of R15/US\$.

WBP's Global Mineral Resource is made up of several gold bearing reefs across the mining right area, a breakdown by reef and MRE category is detailed in Table 2<sup>3</sup>.

MRE Notes:

1. Global MRE set at a 2.0g/t Au cut-off. Reported in accordance with the JORC Code of 2012.
2. Number differences may occur due to rounding errors.
3. Mineral Resources are reported as inclusive of Ore Reserves
4. The Inferred Mineral Resources have a high degree of uncertainty and it should not be assumed that all or a portion thereof will be converted to Ore Reserves.

Table 2: WBP (JORC) Mineral Resource Estimate – by Reef (2g/t cut-off)<sup>3</sup>

Reef	Measured			Indicated			Inferred			Total		
	Tonnes (M)	Grade (g/t)	Ounces (M)	Tonnes (M)	Grade (g/t)	Ounces (M)	Tonnes (M)	Grade (g/t)	Ounces (M)	Tonnes (M)	Grade (g/t)	Ounces (M)
Bird - Central & West	0.04	3.73	0.00	0.89	2.51	0.07	0.44	2.86	0.04	<b>1.38</b>	<b>2.66</b>	<b>0.12</b>
Bird - East	2.22	4.30	0.31	2.00	4.74	0.30	0.42	4.48	0.06	<b>4.63</b>	<b>4.51</b>	<b>0.67</b>
K9B KRC	0.00	2.98	0.00	0.10	3.87	0.01	0.18	4.22	0.02	<b>0.28</b>	<b>4.08</b>	<b>0.04</b>
K9B KRE	1.93	4.37	0.27	6.21	4.14	0.83	2.35	5.51	0.42	<b>10.50</b>	<b>4.49</b>	<b>1.52</b>
K9A KRE	2.10	4.54	0.31	1.82	4.20	0.25	4.20	5.14	0.69	<b>8.11</b>	<b>4.77</b>	<b>1.25</b>
Main Reef Leader	0.72	5.81	0.14	0.15	8.34	0.04	0.09	7.54	0.02	<b>0.96</b>	<b>6.36</b>	<b>0.20</b>
Main	2.79	4.73	0.42	0.09	5.15	0.01	0.31	5.27	0.05	<b>3.19</b>	<b>4.79</b>	<b>0.49</b>
<b>Total</b>	<b>9.81</b>	<b>4.60</b>	<b>1.45</b>	<b>11.26</b>	<b>4.19</b>	<b>1.52</b>	<b>7.98</b>	<b>5.10</b>	<b>1.31</b>	<b>29.05</b>	<b>4.58</b>	<b>4.28</b>



# Appendix 2: References

1. The original report was *“Wits Basin Scoping Study”* which was issued with consent of the Competent Person, Mr. Andrew Pooley. The report was released to the ASX on 09/03/2022 and can be found on the Company’s website (<https://westwitsmining.com/>). The Company is not aware of any new information or data that materially effects the information included in the relevant market announcement. The form and context in which the Competent Person’s findings are presented have not been materially modified from the original market announcement.
2. The original report was *“DFS Delivers Strong Results on 1st Stage of WBP Development”* which was issued with consent of the Competent Person, Mr. Andrew Pooley. The report was released to the ASX on 02/09/2021 and can be found on the Company’s website (<https://westwitsmining.com/>). The Company is not aware of any new information or data that materially effects the information included in the relevant market announcement and, in the case of Mineral Resources or Ore Reserves, that all material assumptions and technical parameters underpinning the estimates in the relevant market announcement continue to apply and have not materially changed. The form and context in which the Competent Person’s findings are presented have not been materially modified from the original market announcement.
3. The original report was *“WBP’s Global JORC Mineral Resource Expands by 724,000oz to 4.28MOZ at 4.58 g/t Gold”* which was issued with consent of the Competent Person, Mrs Cecilia Hattingh. The report was released to the ASX on 3 December 2021 and can be found on the Company’s website (<https://westwitsmining.com/>). The Company is not aware of any new information or data that materially effects the information included in the relevant market announcement and, in the case of Mineral Resources or Ore Reserves, that all material assumptions and technical parameters underpinning the estimates in the relevant market announcement continue to apply and have not materially changed. The form and context in which the Competent Person’s findings are presented have not been materially modified from the original market announcement.
4. The original report was *“HEM Survey Identifies Eight Targets Areas at Mt Cecelia”* which was issued with consent of the Competent Person, Mr. Russell Mortimer. The report was released to the ASX on 16/12/2020 and can be found on the Company’s website (<https://westwitsmining.com/>). The Company is not aware of any new information or data that materially effects the information included in the relevant market announcement. The form and context in which the Competent Person’s findings are presented have not been materially modified from the original market announcement.
5. WWI ASX Release: *“Up to \$10M Farm-In & JV Agreement with Rio Tinto”* on 10/12/2021
6. The original report was *“West Wits advances exploration work on Uranium at WBP”* which was issued with consent of the Competent Person, Mr Michael Robertson. The report was released to the ASX on 25 October 2021 and can be found on the Company’s website (<https://westwitsmining.com/>). The potential quantity and grade of the Exploration Target are conceptual in nature, there has been insufficient exploration and evaluation of historical information to estimate a Mineral Resource. It is uncertain if further exploration will result in the estimation of a Mineral Resource. The Company is not aware of any new information or data that materially effects the information included in the relevant market announcement. The form and context in which the Competent Person’s findings are presented have not been materially modified from the original market announcement.

# Appendix 3: Fully compliant BEE ownership in SA

- South African projects **33.4% owned** by Black Equity Empowerment partner, Lilitha Resources (Pty) Ltd.
- Surpasses SA's Mining Charter requirement of 26% and the slated 30% in current Draft Mining Charter proposal
- BEE partner plays active part in SA activities; instrumental in WBP's licensing

