



Q2 2022 Quarterly Activities Report

21 July 2022

Shaun Verner – Managing Director & CEO



SYRAH RESOURCES

Important Notice and Disclaimer

This presentation is for information purposes only. Neither this presentation nor the information contained in it constitutes an offer, invitation, solicitation or recommendation in relation to the purchase or sale of shares in any jurisdiction. This presentation may not be distributed in any jurisdiction except in accordance with the legal requirements applicable in such jurisdiction. Recipients should inform themselves of the restrictions that apply in their own jurisdiction. A failure to do so may result in a violation of securities laws in such jurisdiction. This presentation does not constitute financial product advice and has been prepared without taking into account the recipient's investment objectives, financial circumstances or particular needs and the opinions and recommendations in this presentation are not intended to represent recommendations of particular investments to particular persons. Recipients should seek professional advice when deciding if an investment is appropriate. All securities transactions involve risks, which include (among others) the risk of adverse or unanticipated market, financial or political developments.

Certain statements contained in this presentation, including information as to the future financial or operating performance of Syrah Resources Limited (Syrah) and its projects, are forward-looking statements. Such forward-looking statements: are necessarily based upon a number of estimates and assumptions that, whilst considered reasonable by Syrah, are inherently subject to significant technical, business, economic, competitive, political and social uncertainties and contingencies; involve known and unknown risks and uncertainties that could cause actual events or results to differ materially from estimated or anticipated events or results reflected in such forward-looking statements; and may include, among other things, Statements regarding targets, estimates and assumptions in respect of metal production and prices, operating costs and results, capital expenditures, ore reserves and mineral resources and anticipated grades and recovery rates, and are or may be based on assumptions and estimates related to future technical, economic, market, political, social and other conditions. Syrah disclaims any intent or obligation to update publicly any forward looking statements, whether as a result of new information, future events or results or otherwise. The words “believe”, “expect”, “anticipate”, “indicate”, “contemplate”, “target”, “plan”, “intends”, “continue”, “budget”, “estimate”, “may”, “will”, “schedule” and other similar expressions identify forward-looking statements. All forward-looking statements made in this presentation are qualified by the foregoing cautionary statements. Investors are cautioned that forward-looking statements are not guarantees of future performance and accordingly investors are cautioned not to put undue reliance on forward-looking statements due to the inherent uncertainty therein.

Syrah has prepared this presentation based on information available to it at the time of preparation. No representation or warranty, express or implied, is made as to the fairness, accuracy or completeness of the information, opinions and conclusions contained in the presentation. To the maximum extent permitted by law, Syrah, its related bodies corporate (as that term is defined in the *Corporations Act 2001 (Cth)*) and the officers, directors, employees, advisers and agents of those entities do not accept any responsibility or liability including, without limitation, any liability arising from fault or negligence on the part of any person, for any loss arising from the use of the Presentation Materials or its contents or otherwise arising in connection with it.

Investor Relations

Viren Hira

T: +61 3 9670 7264

E: v.hira@syrahresources.com.au

Media Enquiries

NWR Communications

Nathan Ryan

T: 0420 582 887

E: nathan.ryan@nwrcommunications.com.au

Syrah Contact Information

c/- Vistra Australia (Melbourne) Pty Ltd

Level 4, 96-100 Albert Road

South Melbourne, VIC 3205

T: +61 3 9670 7264

E: enquiries@syrahresources.com.au

W: www.syrahresources.com.au

Syrah's Value Proposition



Electric Vehicles require graphite

- Electric Vehicle (“EV”) adoption is gaining momentum
- Anodes in lithium-ion batteries used in EVs are made of graphite



Graphite is a strategic critical mineral

- Global anode supply chain is currently 100% reliant on China
- Graphite is designated as a strategic critical mineral in USA, EU, Japan & Australia



Balama Graphite Operation: A Tier 1 asset

- Long life (>50 years¹) and high grade (16% TGC²)
- Largest integrated natural graphite mine and processing operation globally
- Significant vanadium resource at Balama is a valuable option³



Vertical Integration in USA

- Balama vertically integrated with AAM⁴ facility at Vidalia, USA
- Large-scale ex-Asia AAM supply option that is ESG verifiable

Syrah's vision is to be the world's leading supplier of superior quality graphite and anode material products, working closely with customers and the supply chain to add value in battery and industrial markets





1. Life of mine based on current 107Mt Graphite Ore Reserves being depleted at 2Mt throughput per annum. Refer to 2021 Annual Report released to ASX 24 March 2022 for Reserves as at 31 December 2021. All material assumptions underpinning the Reserves and Resource statement in this presentation continue to apply, other than as updated in subsequent ASX releases.

2. TGC = Total graphitic carbon.

3. Scoping study on potential to refine vanadium as per ASX release 30 July 2014.

4. AAM = Active anode material.

Syrah's Positive ESG Profile

	Leading ESG standards	<ul style="list-style-type: none">✓ ISO:45001 and ISO:14001 certification at Balama✓ ISO:9001 certification at Vidalia✓ Vidalia expansion project being developed in line with best practice health, safety and environmental standards✓ Critical Risk Management Framework embedded across the Group
	Best practice sustainability frameworks	<ul style="list-style-type: none">✓ Sustainability frameworks guided by:<ul style="list-style-type: none">• Global Reporting Initiative (GRI)• United Nations Sustainable Development Goals (SDGs)• International Council on Mining and Metals (ICMM)• Initiative for Responsible Mining Assurance (IRMA)✓ Robust Community Development and Stakeholder Engagement Strategy
	Low carbon footprint	<ul style="list-style-type: none">✓ Lower carbon emissions footprint (life cycle) of natural versus synthetic graphite✓ Independent life cycle assessment (LCA) completed✓ Implementing initiatives to lower carbon footprint further including a hybrid solar and battery system at Balama
	Auditable back to source	<ul style="list-style-type: none">✓ Vidalia and Balama products have a single chain of custody back to the source✓ ESG performance verifiable across the full chain

Q2 2022: Highlights

Health and Safety	<ul style="list-style-type: none"> Total Recordable Injury Frequency Rate (“TRIFR”) of 0.8 for Balama and 17.1 for Vidalia at quarter end
Market	<ul style="list-style-type: none"> Strong momentum in EV sales and penetration, a key leading indicator for natural graphite and active anode material (“AAM”) demand growth Global EV sales grew 51% in Q2 2022, versus Q2 2021, to ~2.2 million units¹ Significant commitments made to further expanding EV sales and battery manufacturing capacity in the USA China domestic fines price was stable through Q2 2022 with record Chinese anode production and natural graphite imports
Balama Update	<ul style="list-style-type: none"> Produced 44kt natural graphite at 79% recovery with 44kt sold and shipped Product quality consistent with previous quarter with stable grade and higher recovery Balama C1 cash costs (FOB Nacala/Pemba) of US\$543/t, impacted by one-off maintenance costs and input price increases Weighted average sales price increased to US\$662/t (CIF) and was stable with increasing Chinese domestic production and strong demand Two ~10kt spot breakbulk shipments from Pemba port completed in Q2 2022 and further breakbulk shipments planned for Q3 2022 Significant forward sales order book of nearly 90kt natural graphite, demonstrating robust underlying demand conditions
Vidalia Update	<ul style="list-style-type: none"> First mover in establishing an independent, vertically integrated ex-Asia supply chain for AAM driving commercial and technical interactions Detailed engineering for expansion of Vidalia AAM facility to 11.25ktpa AAM production capacity (“Vidalia Initial Expansion”) more than 76% complete Construction of the Vidalia Initial Expansion project advancing within schedule and budget 11.25ktpa AAM Vidalia facility targeted to start production in Q3 2023 DFS for the expansion of Vidalia’s production capacity to at least 45ktpa AAM, inclusive of 11.25ktpa AAM, well underway and to be completed in 2022
Corporate	<ul style="list-style-type: none"> Memorandum of understanding with Mitsubishi Chemicals Company to develop AAM products and localised production facilities Commenced process for development of a large-scale AAM facility in the European Union potentially through partnership Conditional Commitment² offered by the US Department of Energy (“DOE”) for an Advanced Technology Vehicles Manufacturing loan to support the financing of the Vidalia Initial Expansion project³. Syrah and DOE targeting signing of a binding loan in Q3 2022 Quarter end cash balance of US\$168m

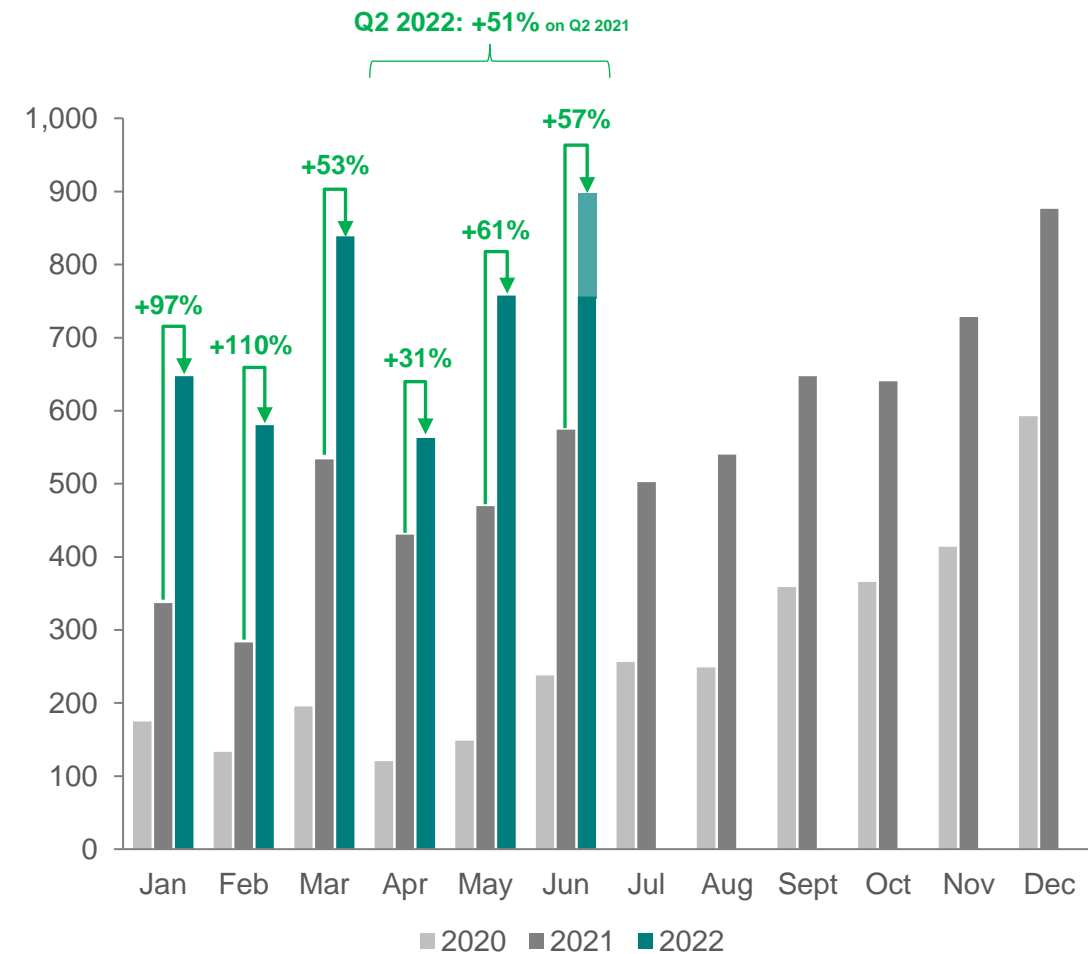
1. Source: LMC. June 2022 includes Syrah’s estimate for EV sales in selected countries (~144k total).

2. A Conditional Commitment is offered by DOE prior to issuing a loan and indicates that DOE expects to support the Vidalia Initial Expansion project, subject to the satisfaction of certain conditions including fulfilling remaining legal, contractual, and financial requirements.

3. Refer ASX release 19 April 2022.

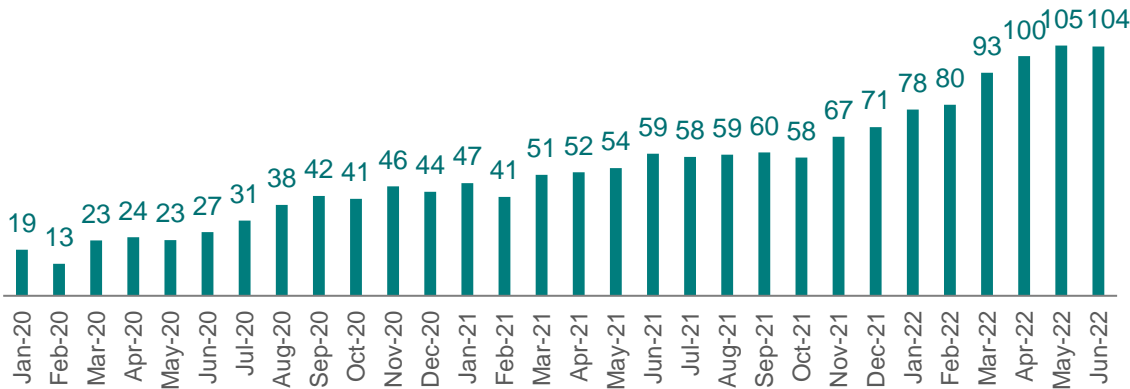
EV sales, anode production and Chinese graphite imports strengthen

Global EV Sales ('000 Units)



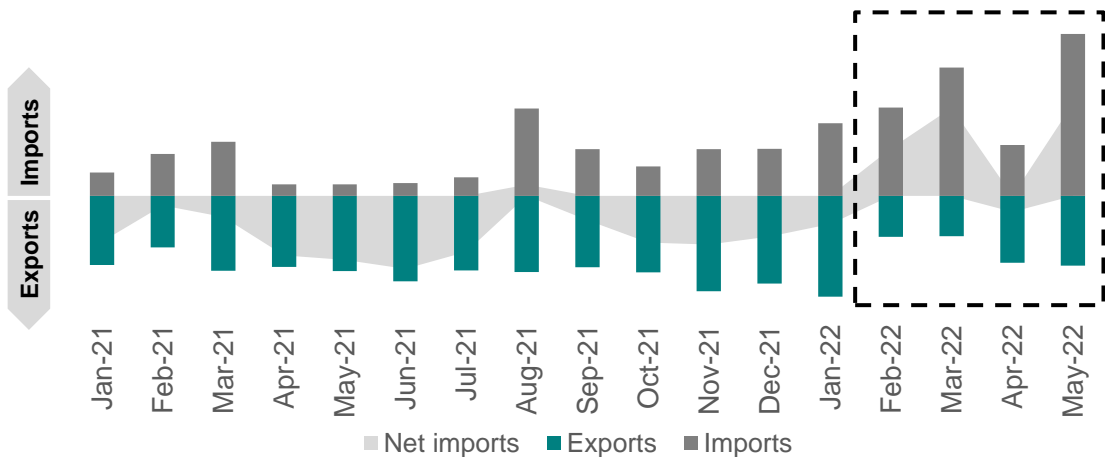
Source: LMC. June 2022 includes Syrah's estimate for EV sales in selected countries (~144k total, shown in lighter shade).

Chinese Anode Production (kt)



Source: ICCSino.

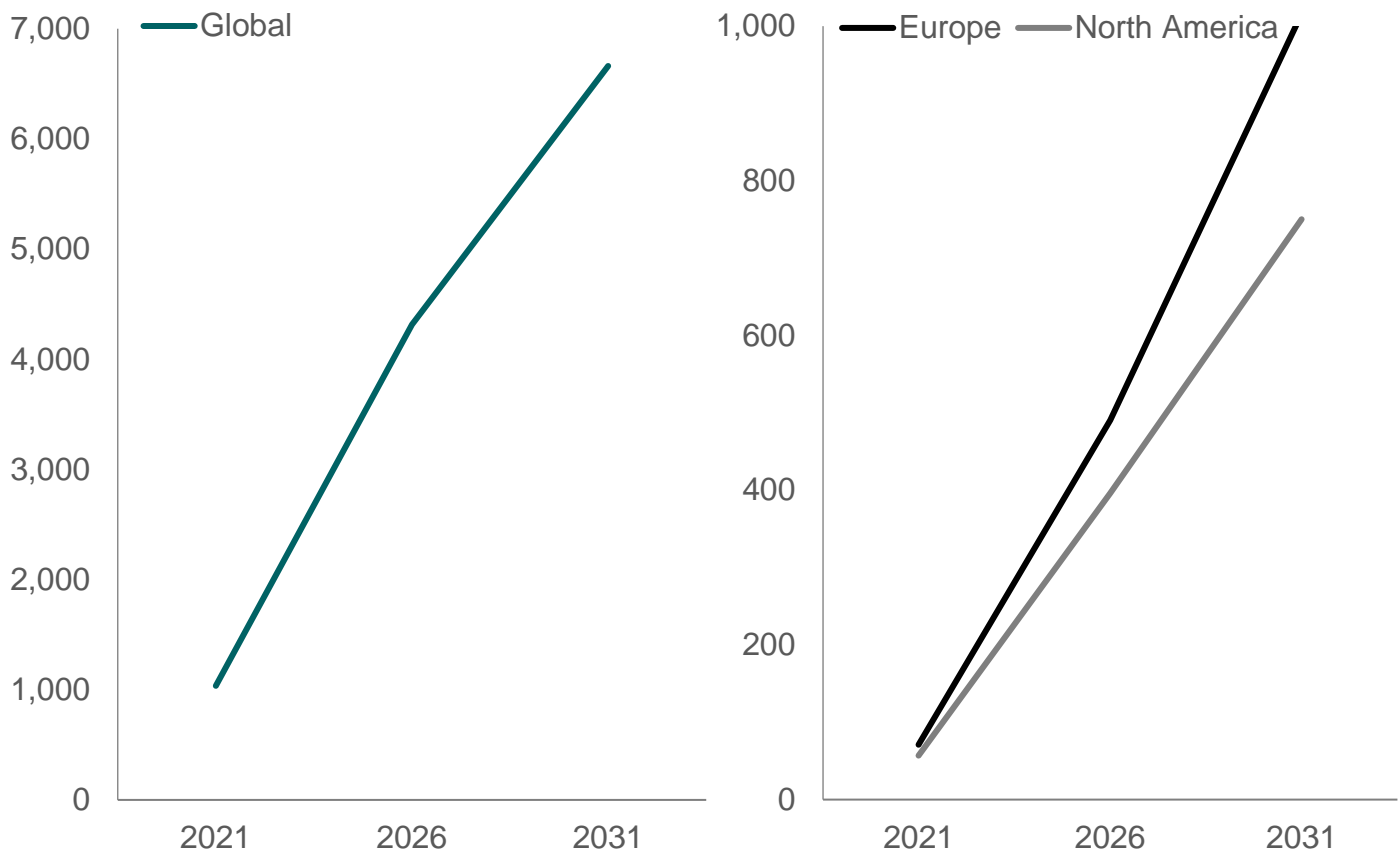
Chinese Natural Graphite Imports and Exports



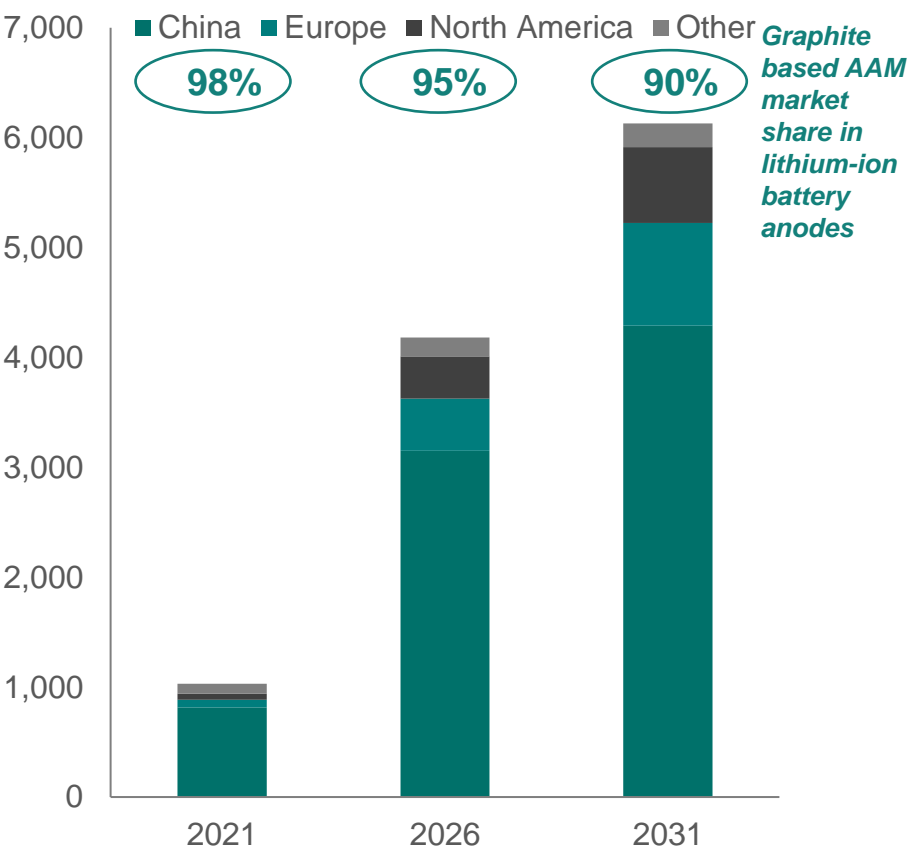
Source: Asian Metals.

Battery manufacturing and anode material requirements set to rapidly rise

Estimated Battery Manufacturing Capacity Pipeline (GWh)^{1,2}



Graphite Battery Anode Material Requirement (kt)^{1,2}

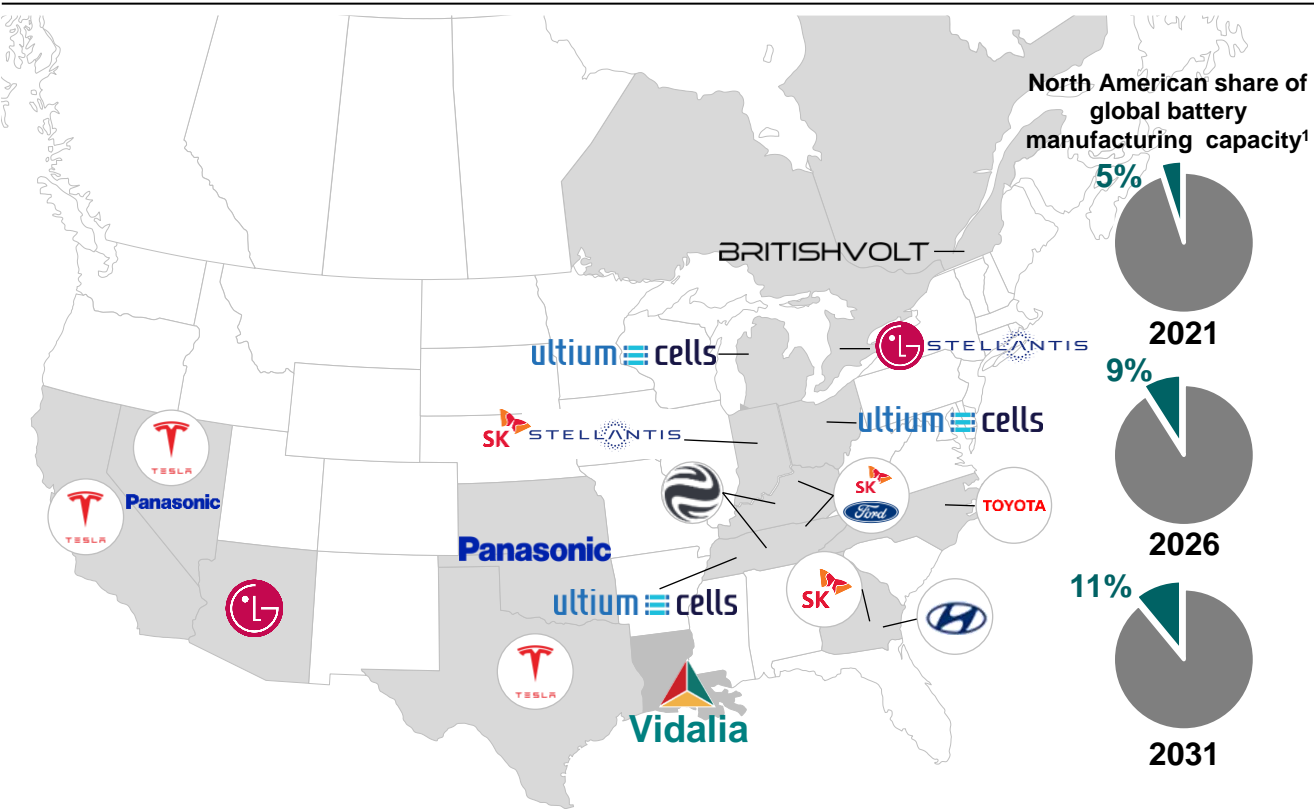


11.25kt AAM and 45kt AAM capacity at Vidalia equates to 3% and 12%, respectively, of graphite AAM required for estimated USA-based estimated battery manufacturing capacity by 2026³

1. 2026 forecast North American battery manufacturing capacity of 396GWh, 85% battery manufacturing capacity utilisation, 95% graphite anode market share and 1.2kg/kWh intensity of graphite in anode.
Source: Benchmark Mineral Intelligence Battery Megafactory Assessment, June 2022 and Flake Graphite Forecast, Q2 2022, excluding capacity utilisation which is a Syrah assumption.
2. Intensity by mass of graphite in battery anode.
3. 2026 forecast North American battery manufacturing capacity of 396GWh, 85% battery manufacturing capacity utilisation, 95% graphite anode market share and 1.2kg/kWh intensity of graphite in anode.

North American battery market is maturing rapidly to support a large-scale EV manufacturing base in the region

Location of Planned Battery Manufacturing Capacity in North America



Planned Battery Manufacturing Capacity in North America

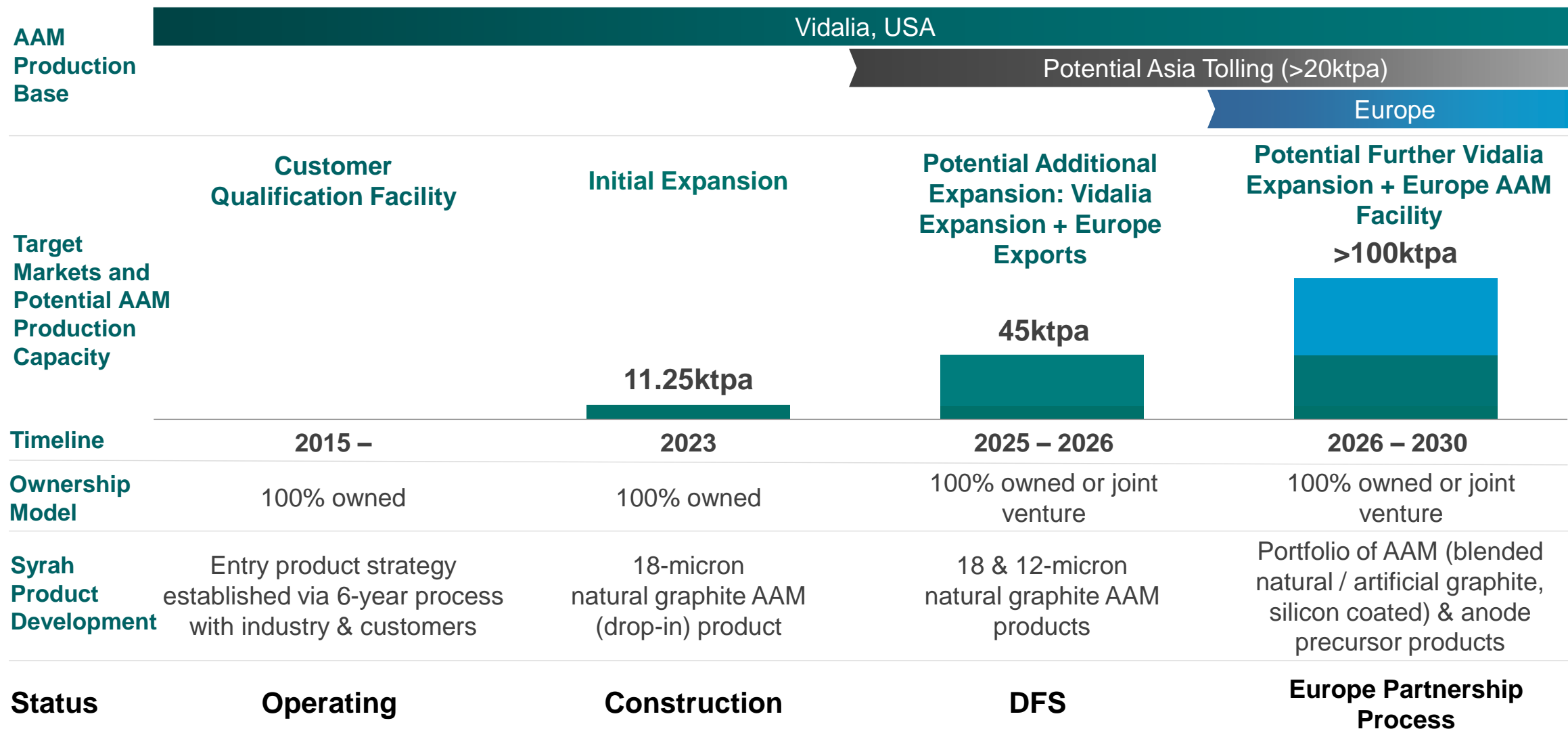
Company	Size (GWh)	Location	Start
Panasonic	100	KS	2024
Stellantis / Samsung SDI	33	IN	2025
Hyundai	300k EVs	GA	2025
Stellantis / LGES	45	Ontario	2024
Envision AESC	40	KY	2025
LG	11	AZ	2024
Toyota	TBC	NC	2025
FREYR / Koch	50	TBC	2030
Ford / SKI (BlueOvalSK 1-2)	129	KY / TN	2025
GM / LGES (Ultium 1-4)	120	OH / TN / MI	2022 – 2024
Stellantis / Samsung SDI	40	TBC	2025
Britishvolt	60	Quebec	TBC
Toyota	TBC	NC	2025
Panasonic (PENA)	49	NV	2022
Tesla	10	CA	Pilot / Operating
LG	5	MI	Operating
Envision AESC	10	TN	2025
iM3NY	5	NY	2025
Farasis	8-16	TBC	2023-4

Announced Major Developments:

Potential Developments:

Source: Benchmark Mineral Intelligence Battery Megafactory Assessment, April 2022.

Syrah's vision is to become a leading supplier of anode products



Syrah's downstream expansion strategy is underpinned by Balama's world-class graphite resource

Q2 2022: Balama Production and Operations

- Maximum inventory positions and ongoing disruption in the global container shipping market continues to constrain Balama production to 15kt per month production rate
- 44kt natural graphite produced at 79% recovery during Q2 2022
- Product quality consistent with previous quarter with stable grade and higher recovery
- Strong operational performance during campaign production runs with average and maximum daily production run-rate of 18kt per month and 27kt per month, respectively
- C1 cash costs (FOB Nacala/Pemba) of US\$543/t at 15kt per month production rate (H1: US\$503/t)
 - Impacted by higher diesel and consumables costs, additional ex-mine gate logistics costs for Pemba breakbulk and one-off maintenance cost timing
 - Reviewing C1 cash cost guidance at 15kt per month production rate
 - C1 cash costs expected to reduce as production rate increases beyond 15kt per month and as improvement initiatives are embedded
- New five-year mining services contract with Tayanna expected to yield improved productivity, performance and costs
- Final investment decision taken on hybrid solar and battery system and construction is progressing on schedule¹
- Logistics and personnel movements uninterrupted following temporary suspension in June 2022 due to insurgency activity 200km away from Balama²

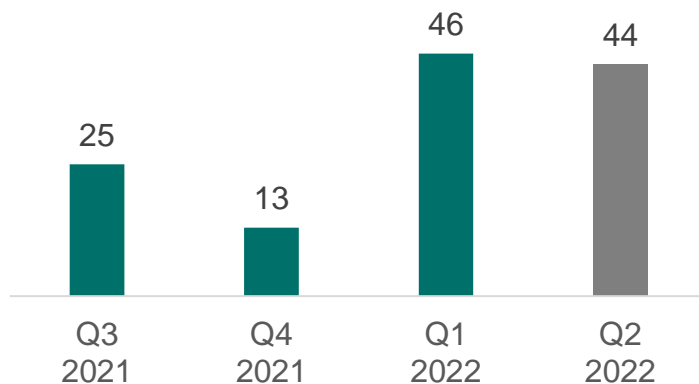
1. Refer ASX release 6 April 2022.

2. Refer ASX releases 9 June 2022 and 17 June 2022.

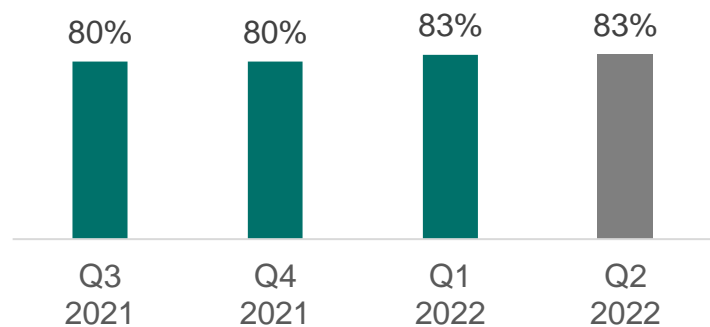


Q2 2022: Balama Production and Operations

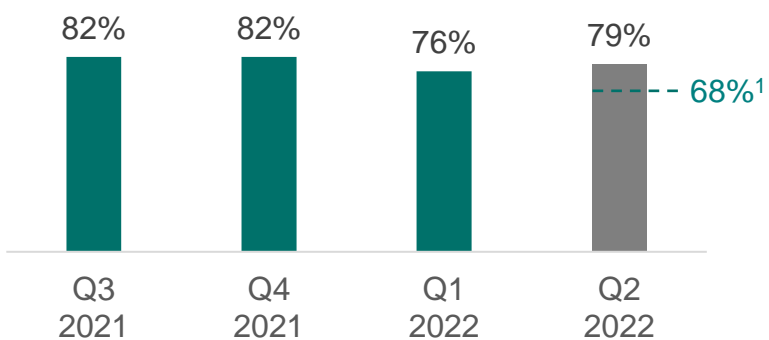
Natural Graphite Production (kt)



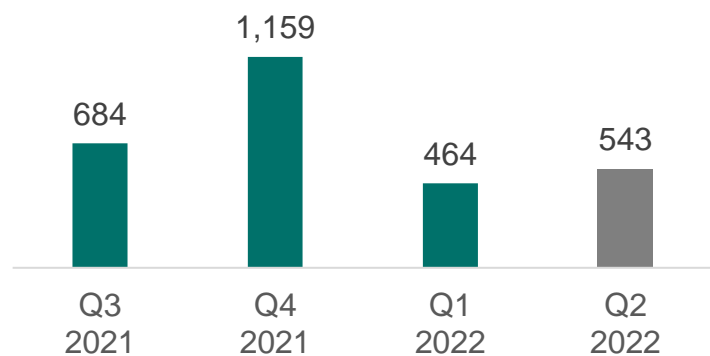
Product Mix (% Fines)



Plant Recovery



C1 Costs (US\$/t)



1. Average recovery in Q1 to Q3 2019 on average natural graphite production of ~46kt per quarter.



Balama is the largest natural graphite mining/processing operation globally

Asset Overview

Location	Southern Cabo Delgado Province, Mozambique
Reserve & Resource ¹	107Mt (16% TGC) Graphite Ore Reserve 1,421Mt (10% TGC) Graphite Mineral Resource
Life of Mine ²	~50 years
Mining	Simple open pit mining, low strip ratio
Processing	Conventional – includes crushing, grinding, flotation, filtration, drying, screening and bagging
Plant Capacity	2Mtpa ore throughput yielding ~350ktpa; 342kt produced since 2018
Product	94% to 98% fixed carbon graphite concentrate
C1 Cost ³	Under review

Key Dates

Mar 2022	Pemba breakbulk shipments commenced
Mar 2021	Production recommenced at Balama
Mar 2020	Temporary suspension of production at Balama
Sep 2019	In response to drop in flake graphite prices, production moderated
Mar 2019	Graphite Mineral Resources and Ore Reserves updated
Jan 2019	Commercial production declared, with quarterly production of 33kt
Dec 2018	Balama produced >100kt in 2018
Sep 2018	Mining Agreement finalised with Government of Mozambique
Jan 2018	Balama transitions to operations, global sales commenced
Nov 2017	First production of natural graphite
Jul 2016	Balama process plant construction commenced
May 2015	Feasibility Study completed

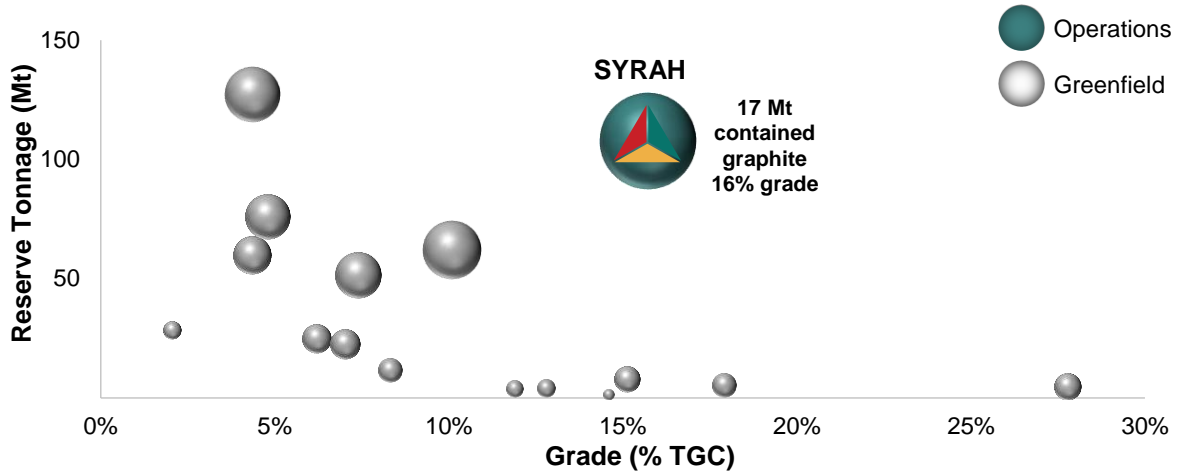
1. As at 31 December 2020. The Ore Reserve is based on, and fairly represents, Syrah's ASX announcement dated 24 March 2022 (Annual Report 2021), which was prepared by competent persons, Mr Jon Hudson and Mr Christopher Hull. The Mineral Resource is based on, and fairly represents, Syrah's ASX announcement dated 24 March 2022 (Annual Report 2021), which was prepared by competent person, Mr Jonathon Abbot.

2. Life of Mine based on Ore Reserves being depleted at 2Mt per annum of mill throughput.

3. Syrah is reviewing Balama C1 cash cost guidance at a 15kt per month production rate.

4. Source: Company filings; Notes: Selected ASX / TSX-listed graphite projects with declared Reserves only and excludes Chinese producers. Bubble size reflects contained graphite reserves.

Ex-China Natural Graphite Reserves⁴



Balama Graphite Operation



Q2 2022: Balama Sales and Marketing

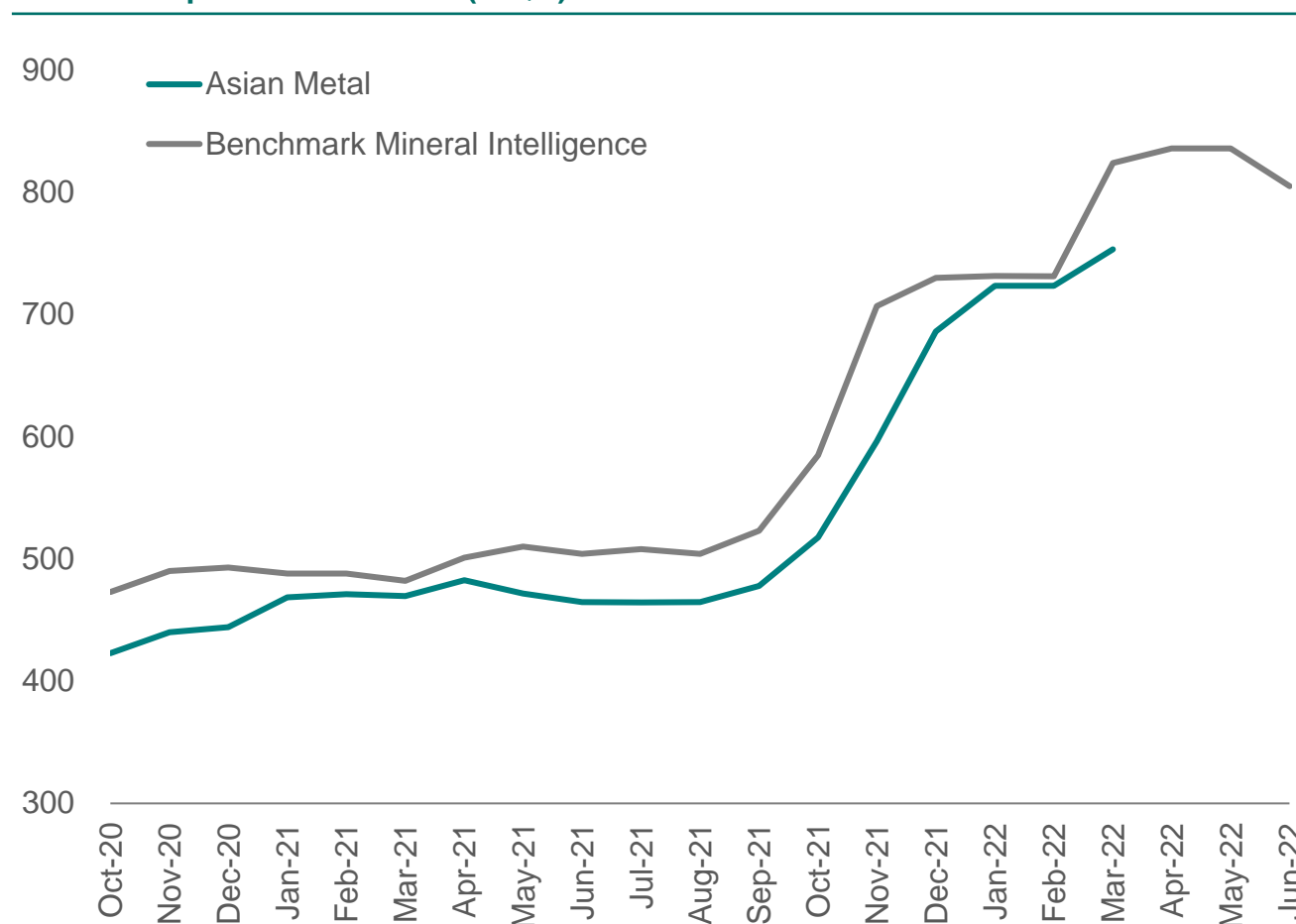
- Sold and shipped 44kt natural graphite and all 30kt finished product inventory contracted to customers
- Container shipping market disruption continued to impact access to container capacity and freight cost for Balama products on vessels sailing from Nacala
- Very strong demand and forward contracting with end-user customers – nearly 90kt of forward sales orders
- Weighted average sales price increased to US\$662/t (CIF) in Q2 2022
 - Fines prices stable with increasing Chinese domestic production
 - Strong demand evident in fines and coarse markets due to demand growth and Chinese natural graphite production constraints
 - Sea freight rate volatility and surcharges are evident with average shipping costs during quarter at four times long-term average
- Fines sales accounted for approximately 86% of overall product sales during the quarter
- Further breakbulk shipments planned for Q3 2022
- Signs of improvement in global container shipping market. Regional market conditions not expected to improve in Q3 2022
- Integration of breakbulk shipments through Pemba in combination with expected container shipping availability through Nacala will support Balama sales and production of at least 15kt per month



China graphite fines price stable with constructive market balance

- Strong demand and disrupted domestic supply has supported increased China domestic graphite fines pricing
- Graphite fines demand is strong
 - EV sales increased 51% in Q2 2022
 - Chinese anode production at above 100kt per month in Q2 2022
- Graphite supply (volume and quality) in China
 - Record graphite imports into China to meet anode supply chain demand
 - Chinese natural graphite production constraints are evident due to environmental issues, remedial actions, recertification efforts and COVID-19 related interruptions
 - Disruption in the shipping market constraining Chinese imports to meet growing demand

Natural Graphite Fines Prices (US\$/t)¹



1. Source: Benchmark Mineral Intelligence and Asian Metal (Price Reporting Agencies). China domestic prices for natural graphite fines (94-95% grade; -100mesh) are shown. Syrah's historical weighted average sales prices include sales under a mix of contract types and pricing mechanisms and are not necessarily representative of natural graphite spot prices nor consistent with the natural graphite price assessments of price reporting agencies. Furthermore, prices of China sales, within Syrah's historical weighted average sales prices, are exclusive of China VAT.



Q2 2022: Vidalia

Vidalia Initial Expansion

- Detailed engineering more than 76% completed with Worley Group
- Procurement and contracting accelerated
- Key construction activities were piling, fencing and installation of infrastructure in readiness for contractors' workforce
- Construction progressing within the planned schedule and budget under the management of integrated Syrah and Worley Group team
- Q2 2023 expected construction completion and Q3 2023 target start of production

Construction Funding

- Vidalia Initial Expansion fully funded to start of production
- Conditional Commitment¹ offered by DOE to support the financing of the Vidalia Initial Expansion project². Syrah and DOE targeting signing of a binding loan in Q3 2022, subject to all required approvals and consents

Operations and Production

- Integrated spherical, purification and furnace operation is producing 18-micron and 12-micron AAM, using Balama natural graphite, as required for testing and qualification

1. A Conditional Commitment is offered by DOE prior to issuing a loan and indicates that DOE expects to support the Vidalia Initial Expansion project, subject to the satisfaction of certain conditions including fulfilling remaining legal, contractual, and financial requirements.

2. Refer ASX release 19 April 2022.



Q2 2022: Vidalia

Customer Engagement and Product Qualification

- Offtake agreement executed with Tesla to supply 8ktpa AAM from Vidalia at a fixed price for an initial term of four years¹
- Market growth and segmentation benefits commercial engagement with other target customers – targeting additional AAM offtake agreements prior to start of production
- Qualification and iterative testing programs with target customers are progressing in parallel with commercial engagement – rapid iteration enabled by operational and laboratory capability

Further Expansion

- Demand for Vidalia AAM expected to significantly exceed 11.25ktpa
- Trade-off studies and design basis finalised for DFS on expansion of Vidalia's production capacity to at least 45ktpa AAM, inclusive of 11.25ktpa AAM
- DFS to be completed in 2022 with detailed engineering, procurement and construction phases to follow sequentially, subject to Syrah Board approval and customer and financing commitments

Product Development

- Base (drop-in) 18-micron AAM and premium 12-micron AAM products
- Partnering with customers, industry, laboratories and universities on product development

1. Refer ASX releases 23 December 2021 and 29 December 2021.

Vidalia is expected to exhibit robust operating margins and returns

Vidalia Initial Expansion Project Parameters


AAM production	ktpa	11.25
Annual processed graphite	ktpa	21
Operating cost estimate (all-in) ¹	US\$/t AAM (real)	3,109
Total installed capital cost estimate ²	US\$m	176

Operating Cost Estimate (All-in) (US\$/t AAM Real)¹

Observable Spot Natural Graphite AAM Price Range³: ~\$7,350/t – \$7,950/t

3,109

Global Warming Potential (kg CO2 equivalent/kg AAM)⁴



- Vidalia expected to have a competitive operating cost structure versus existing AAM suppliers in Asia and robust operating margins
- Vidalia's vertical integration with Balama provides Syrah with a significant advantage over non-vertically integrated AAM suppliers in Asia in operating costs, cost protection and environmental impact

1. Includes cost of US\$400/t (FOB Nacala) for Balama natural graphite, reflecting an approximate all-in cost of production at Balama at full plant utilisation. Includes costs of transporting Balama natural graphite from Nacala to Vidalia, AAM delivery costs from Vidalia to representative US battery manufacturing facilities and maintenance costs.

2. Includes all actual and estimated engineering, equipment, materials, construction, construction-related capitalised costs from 1 December 2020 and an unutilised contingency.

3. Price range is the low to high of "domestic/mid-range" natural graphite anode material price as of 15 July 2022, converted at a USD/CNY exchange rate of 6.67. The price shown is the Chinese domestic observable spot price for natural graphite AAM as reported by ICCSino. The price range shown is not necessarily indicative of a landed USA price for AAM nor the price that Vidalia AAM will be sold at.

4. Source: Minviro Ltd's lifecycle assessment on Syrah. Note: Global Warming Potential ("GWP") is defined as the cumulative radiative forcing, both direct and indirect effects, over a specified time horizon resulting from the emission of a unit mass of gas related to some reference gas [CO2: (IPCC 1996)]. GWPs shown are a forecast life of operation average for Vidalia based on detailed engineering and include scope 1, scope 2 and scope 3 greenhouse gas emissions. A third-party critical review of Syrah's LCA is being completed in the September 2022 quarter, which will allow Syrah to declare that its lifecycle assessment meets the requirements of ISO14040/14044 standards and allow disclosure of comparative benchmarking of GWP for representative natural graphite, natural graphite AAM and synthetic graphite AAM supply routes in China.

De-risking Vidalia's initial expansion

Date	Key Milestones
Jun 2022	✓ Piling, fencing and workforce infrastructure installation underway
Jun 2022	✓ Committed to a significant proportion of capital costs
Jun 2022	✓ Detailed engineering >76% completed
May 2022	✓ MOU executed with Mitsubishi Chemical Company
Apr 2022	Conditional Commitment from DOE for ATVM loan
Feb 2022	Vidalia Initial Expansion project fully funded
Feb 2022	Worley awarded construction management services contract
Feb 2022	Final investment decision taken on Vidalia Initial Expansion project
Dec 2021	Tesla offtake agreement executed
Jun 2021	Transitioned to detailed engineering for Vidalia Initial Expansion project
Jun 2021	Integrated AAM dispatched to potential customers for qualification
May 2021	First fully integrated production of AAM from Vidalia
Mar 2021	Installation and commissioning of furnace
Dec 2020	BFS confirms robust economics for large scale AAM production
Nov 2020	Dispatched AAM (toll treated) for product qualification by customers
Oct 2020	First production of AAM (toll treated) using anode precursor from Vidalia
Jul 2020	First production of purified spherical graphite to battery specification from Vidalia
Dec 2018	First production of unpurified spherical graphite at Vidalia
Sep 2018	Phase 1 study completed for large-scale AAM production at Vidalia
Aug 2018	Vidalia site purchase completed
Mar 2018	Benchmarking of AAM produced from Balama graphite completed
Nov 2016	Syrah announces plans to establish commercial scale facility in Louisiana
Apr 2016	Pilot test work program initiated in China (milling and purification)



Vidalia Initial Expansion construction and production timetable

<2 Years

Target to start of
production

Key Steps in Construction

- Order critical long-lead items
- Execute construction contracts sequentially
- Secure additional AAM offtake agreements
- Final construction permitting
- Recruit operating team

Ongoing Activities

- Product development and testing (small particle sizes)
- Equipment trialing (purification, carbonisation and coating) and R&D for optimisation of larger expansion of Vidalia
- DFS and detailed engineering on 45ktpa AAM facility at Vidalia

Key Project Milestones Achieved



Offtake Agreement

Dec 2021



FID

Jan 2022



Construction on
Schedule and Budget

Q2 2022



Construction
Completion and
Commissioning

Q2 2023



Start of
Production

Q3 2023



11.25ktpa
AAM Run-rate
Production

~18 Months
After Start of
Production



Defined Schedule to 11.25ktpa AAM Production at Vidalia

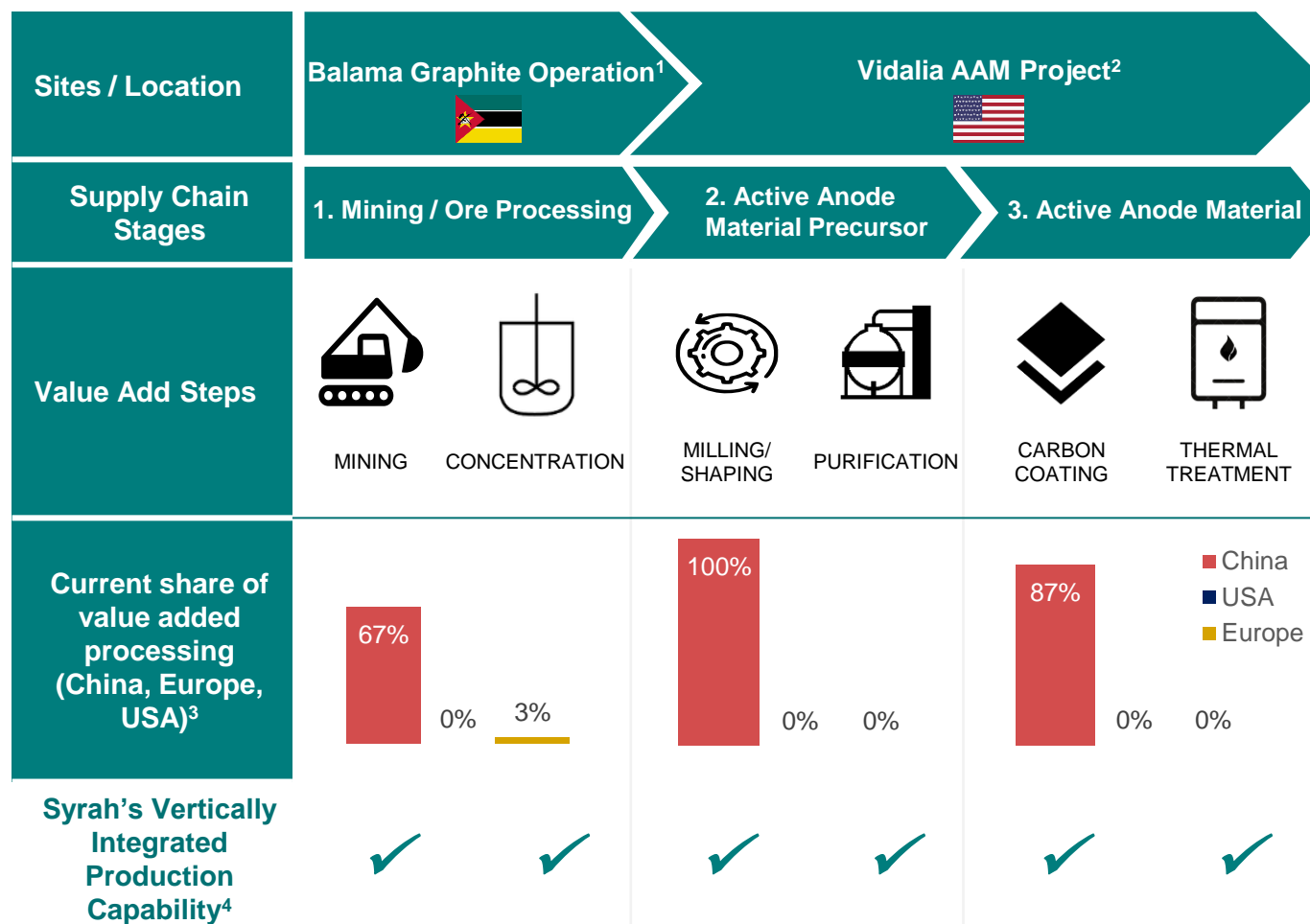
Vertical integration to AAM supply in USA is a key differentiator for Syrah

Benefits of vertical integration to Syrah:

- Margin capture / cost protection
- Attractive financial returns
- Enhanced channel to market and customer diversity

Benefits of vertical integration to battery makers / auto OEMs:

- Security of supply
- Optimisation of supply chain management
- Single chain of custody / full ESG auditability



1. Balama has capacity to produce 350ktpa natural graphite. Syrah has the option to use 3rd party natural graphite concentrate for toll feed at Vidalia subject to feed being appropriately qualified.

2. Vidalia Initial Expansion will increase production capacity to 11.25ktpa AAM, with potential additional expansion to 45ktpa capacity.

3. Estimated market share for 2021. Syrah Resources analysis, data from Benchmark Mineral Intelligence.

4. Once commercial scale qualification facility is complete.

Q3 2022 outlook

EV sales growth, constructive demand environment for anode material and ongoing Chinese supply disruption driving strong demand and pricing for Balama products

Increasing Balama production beyond 15kt per month with consideration of market demand, forward customer contracting and shipping availability

Advance construction of the Vidalia Initial Expansion within schedule and budget

Maintain liquidity for Balama operations under various market scenarios and advance debt financing





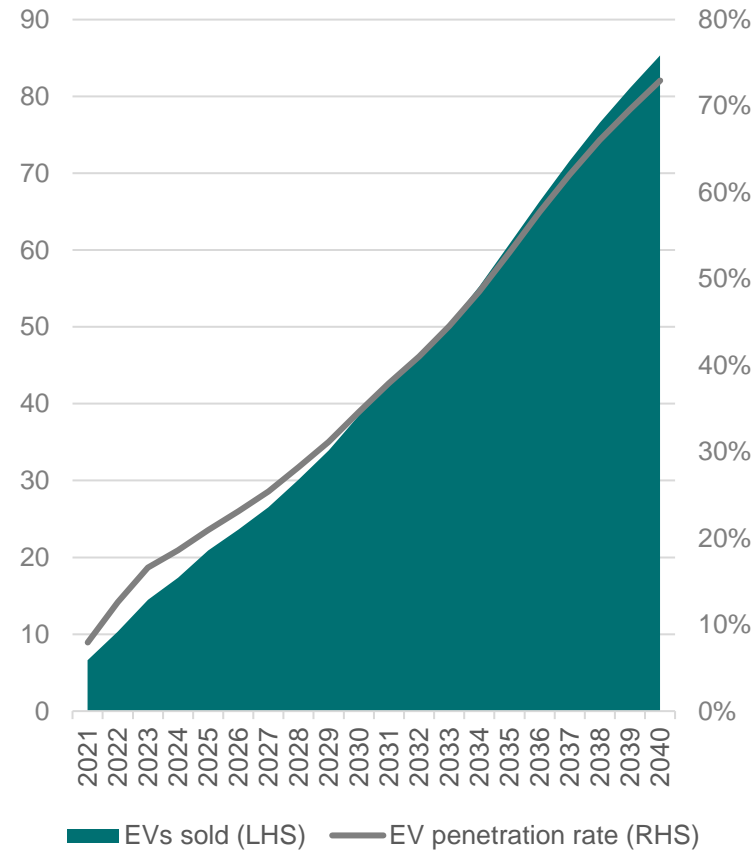
Appendix



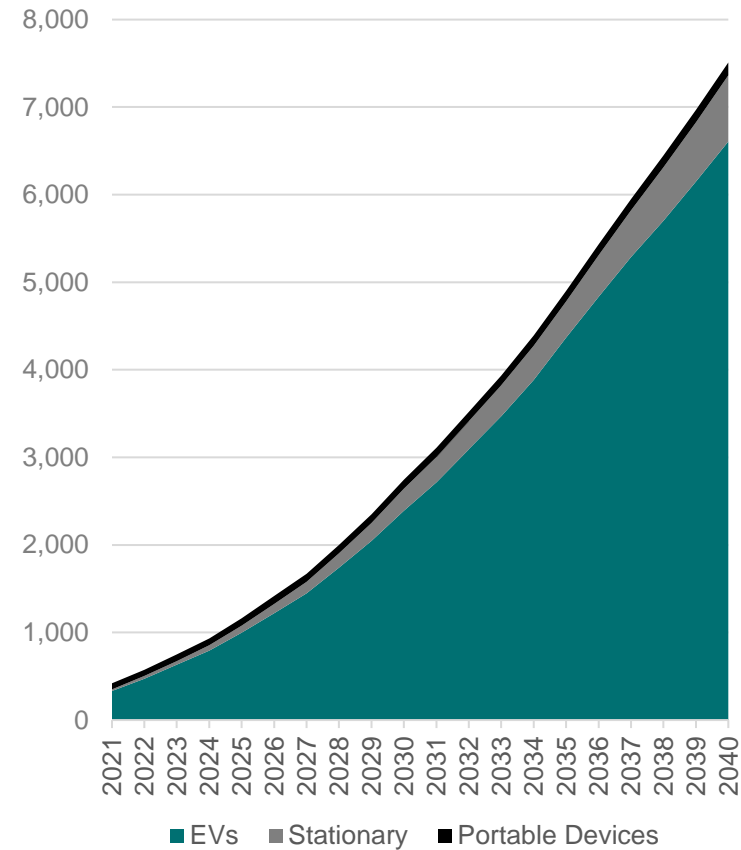
Photo: Balama Ore

Battery and natural graphite fines (-100mesh) demand in early stages of growth – driven by EV adoption

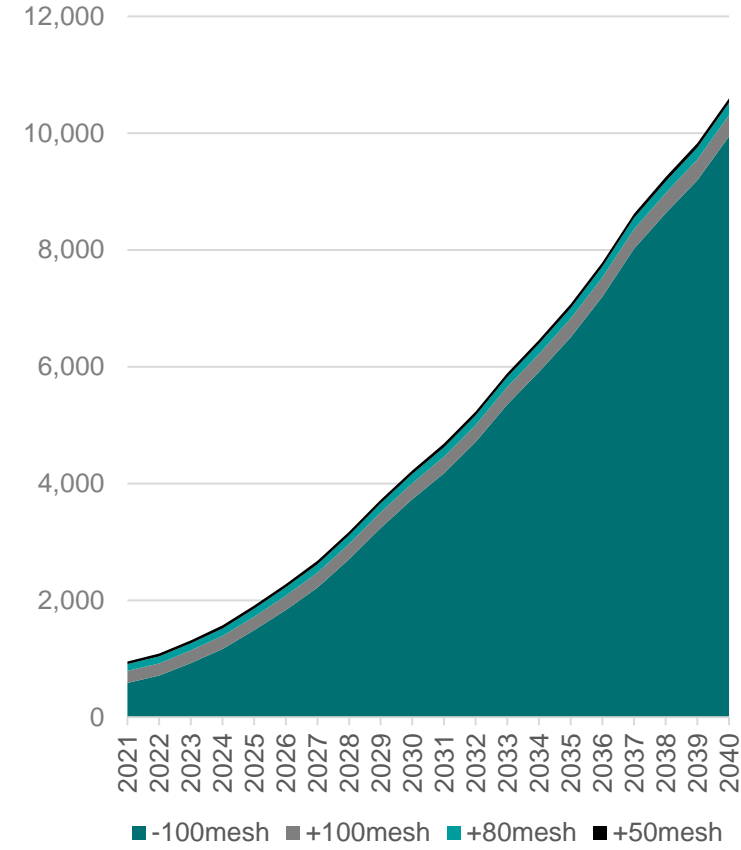
Global EV Sales (Millions)



Lithium-ion Battery Capacity (GWh)



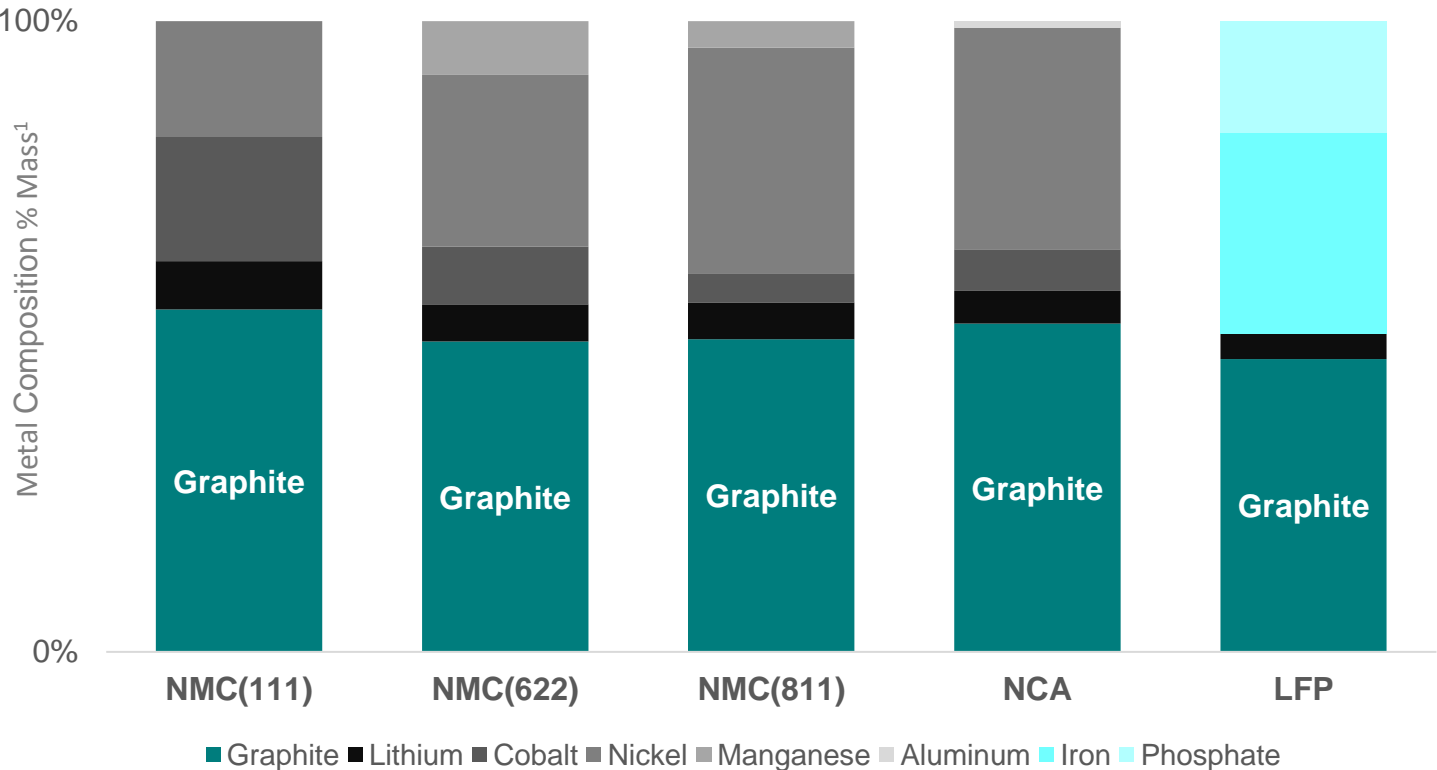
Natural Graphite Demand (kt)



Source: Benchmark Minerals Intelligence Flake Graphite Forecast, Q2 2022.

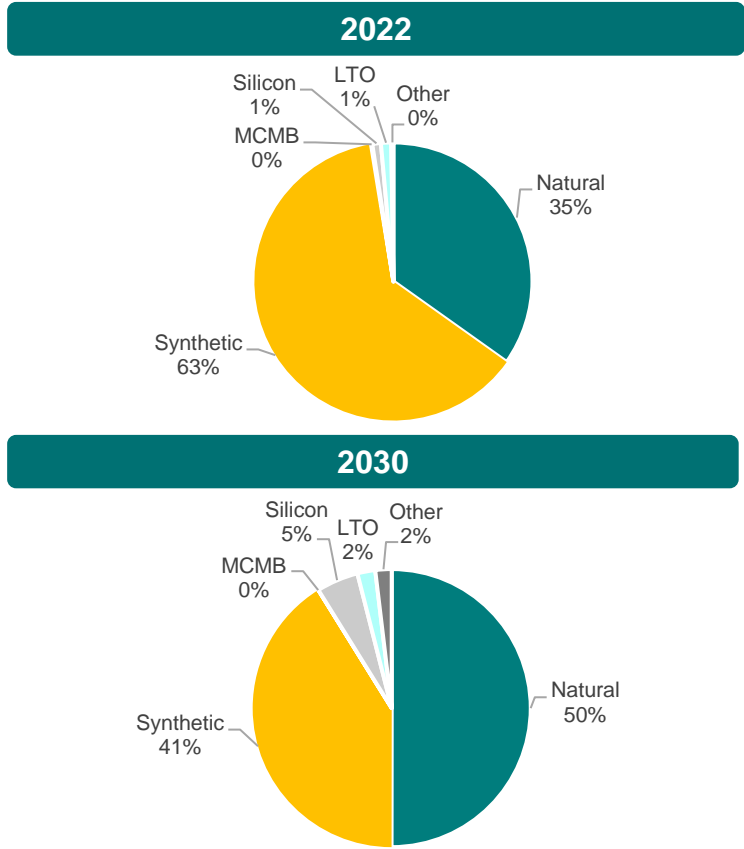
Graphite is a high intensity material in EV batteries, with costs/emissions expected to drive shift towards natural graphite

Battery Mineral Composition of Batteries



Source: Syrah Resources analysis, data from Gaines, L., Richa, K., & Spangenberg, J. (2018) Key issues for Li-ion battery recycling (excludes oxygen), Benchmark Mineral Intelligence.
NMC: Lithium nickel manganese cobalt oxide battery.
NCA: Lithium nickel cobalt aluminium oxide battery.
LFP: Lithium iron phosphate battery.
1. Shown as percent of the total sum by elemental mass featured in the analysis for each battery chemistry, excludes oxygen (cathode).

Natural Graphite Demand for Batteries



Source: Benchmark Mineral Intelligence Flake Graphite Forecast, Q2 2022.

Syrah's global business to supply growing battery anode demand

