

## QUARTERLY ACTIVITIES REPORT

### PERIOD ENDED 30 SEPTEMBER 2023

---

West African gold explorer Golden Rim Resources Ltd (ASX: GMR; **Golden Rim** or **Company**) is pleased to provide its Quarterly Activities Report for the quarter ended 30 September 2023 (**Quarter**).

#### HIGHLIGHTS

##### Kada Gold Project, Guinea

- Diamond Drilling (DD) drilling at **Massan** returned strong gold intersection including:
  - o **64m @ 1.1 g/t gold**
  - o **16m @ 3.0 g/t gold**
  - o **29m @ 1.2 g/t gold**
  - o **11m @ 2.9 g/t gold**
  - o **26m @ 1.2 g/t gold**
  - o **19m @ 1.4 g/t gold**
- DD program at **Bereko** returned gold intersections up to **7m @ 2.0 g/t gold**.
- Work began on an updated Massan Mineral Resource Estimate (**MRE**) and a maiden MRE for Bereko, scheduled for release in October 2023.

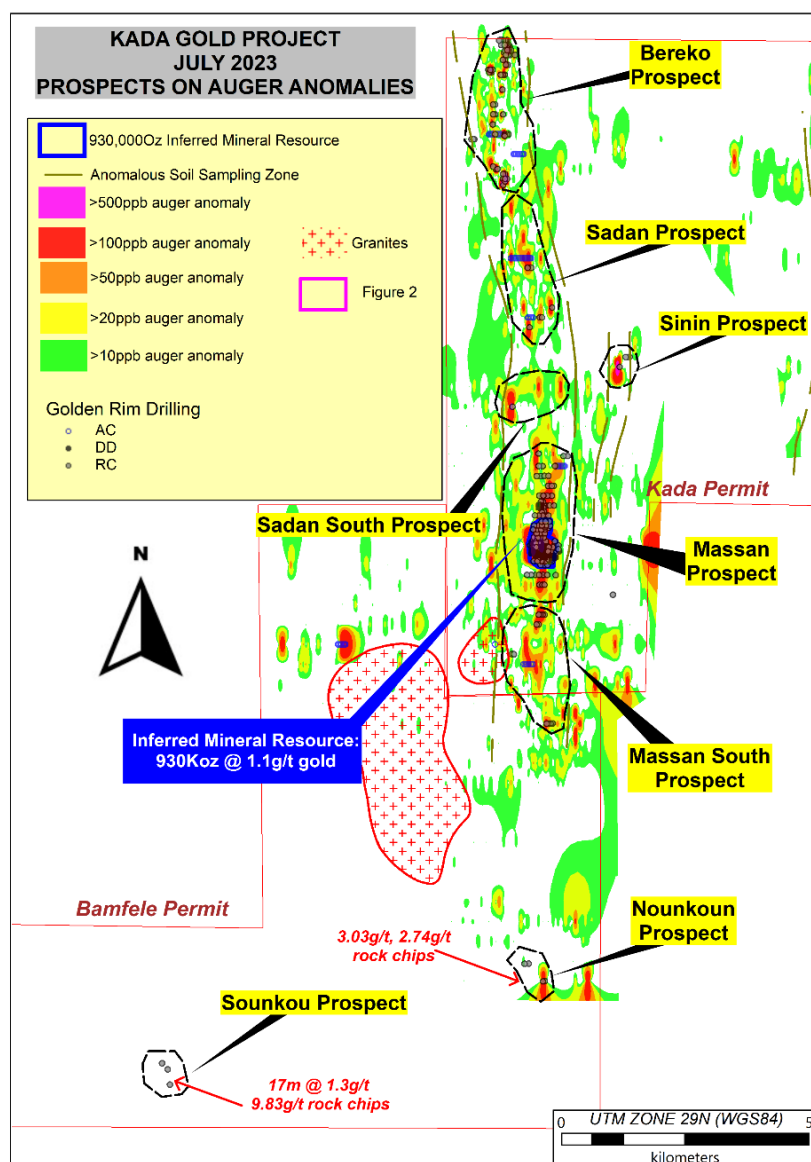
##### KADA GOLD PROJECT, GUINEA

##### Kada Exploration Activities

During the Quarter, Golden Rim completed a DD program which began in February 2023. The final two holes of the program for 506m were drilled during the reporting period.

Assay results for 24 DD holes, totalling 4,450m were received during the Quarter as follows:

- 8 holes for 927m at Bereko
- 16 holes for 3,522m at Massan



**Figure 1:** Kada Gold Project showing location of prospects and collars overlaid on auger results.

## Massan Prospect

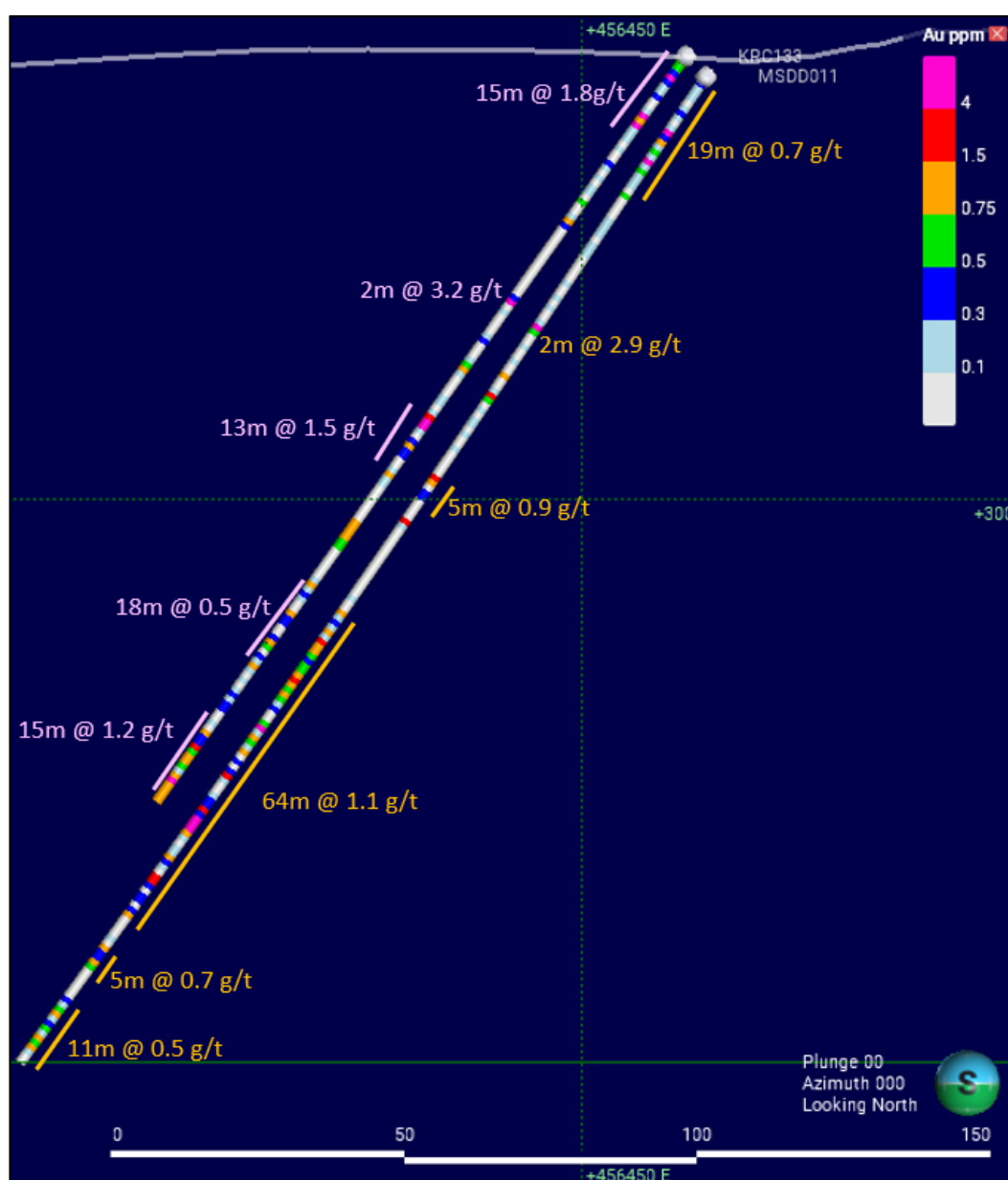
During the Quarter, Golden Rim received assays for 16 DD holes for 3,522m drilled at Massan. Diamond drilling was undertaken to extend open mineralisation at depth, and to twin some of the stronger RC intersections to improve geologic confidence for the impending MRE update. Diamond drilling can be broken into three groups:

1. Holes plunging north-west to test for high-grade mineralisation at depth.
2. Holes drilled to twin RC holes and test mineralisation repeatability.
3. Holes plunging west to infill zones of low drill density and provide further information on the structural controls on mineralisation.

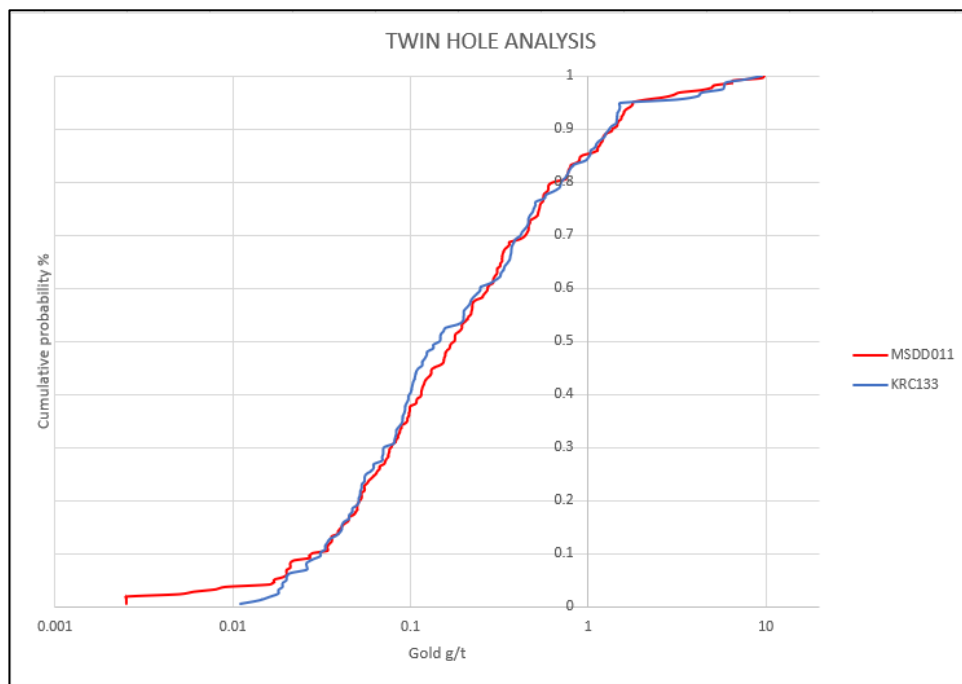
### Twinned holes:

MSDD011 was drilled to twin KRC133, which intersected wide zones of mineralisation within the MRE area (drilled after the previous 2022 MRE release, hence not included). MSDD011 consisted of moderately oxidised, interbedded siltstone and shales, with strong hematite alteration within mineralised zones. Mineralised intersections were highlighted by **64m @ 1.1 g/t gold** from 110m, including **6m @ 5.1 g/t gold** from 151m.

Mineralisation widths and grades are consistent between the earlier RC and new DD drilling (Figure 2), with good correlation between both low and high-grade zones (Figure 3). Mineralisation also continues below the earlier RC drilling.



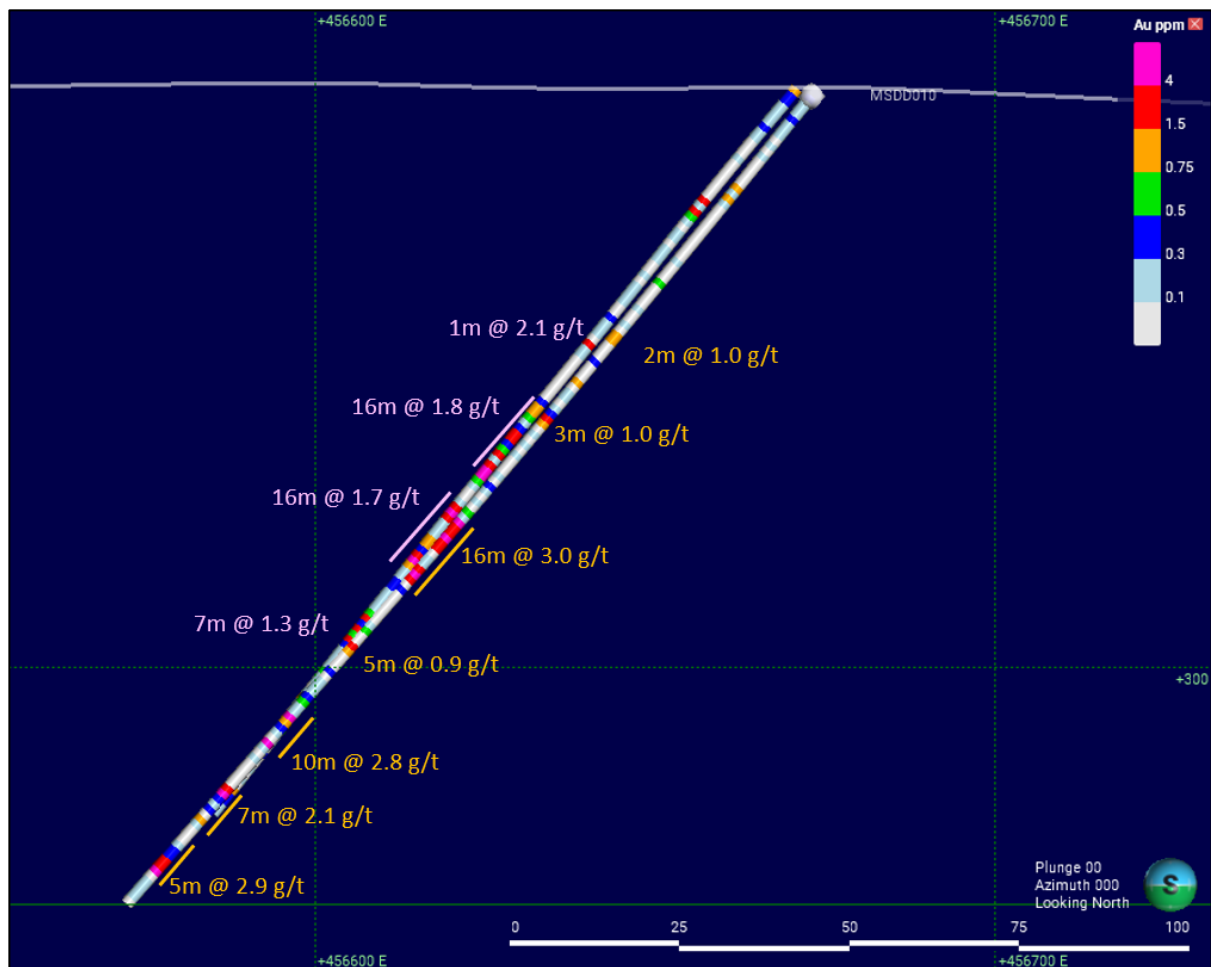
**Figure 2:** Section 1,224,080m North showing twin hole comparison between MSDD011 and KRC133



**Figure 3:** Probability plot comparing grade distribution between MSDD011 and KRC133

MSDD010 was drilled to twin KRC013, a hole drilled in 2021 at the southern end of the MRE area. KRC013 intersected wide zones of oxide mineralisation including 16m @ 1.7 g/t gold from 79m<sup>1</sup>. MSDD010 intersected **16m @ 3.0 g/t gold** from 79m, as well as additional mineralisation downhole including **10m @ 2.8 g/t** from 119m, **7m @ 2.1 g/t** from 133m and **5m @ 2.9 g/t gold** from 145m. Again, MSDD010 showed strong consistency between DD and original RC drilling across the length of the hole (Figure 4).

<sup>1</sup> ASX Announcement dated 19 September 2021: Golden Rim Delivers More Broad Zones of Oxide Gold at Kada



**Figure 4:** Section 1,223,960m North showing twin hole comparison between MSDD010 and KRC013

### North-West Plunging holes:

Drilling to the north-west was designed to provide further information on the multiple orientations of mineralisation at Massan, and to further inform areas of poor drill density.

Multiple holes drilled in this orientation returned new zones of mineralisation and further informed structural modelling in the area. Results were highlighted by MSDD008, which intersected numerous zones of mineralisation, including:

MSDD008: **29m @ 1.2 g/t gold** from 29m,  
**19m @ 0.6 g/t gold** from 127m,  
**37m @ 0.7 g/t gold** from 161m (Figure 5), and  
**33m @ 0.9 g/t gold** from 211m (Figure 6).

MSDD007: **19m @ 1.4 g/t gold** from 73m (Figure 7),  
**37m @ 0.7 g/t gold** from 200m

MSDD004/4R: **3m @ 3.4 g/t gold** from 34m  
**2m @ 8.0 g/t gold** from 52m  
**26m @ 1.2 g/t gold** from 129m, and  
**7m @ 2.9 g/t gold** from 145m

MSDD006: **4m @ 7.5 g/t gold** from 188m




Figure 5: MSDD008 with gold grades across a portion of 29m @ 1.2 g/t intersection from 29m.





**Figure 6:** MSDD008 Showing intersection of 5m @ 2.5 g/t gold from 213m, with distinct hematite + chlorite selvage around massive and brecciated qtz+py veins.



**Figure 7:** MSDD007 drill core with assays displayed, 7m @ 2.9 g/t gold (85 – 92m)

**West plunging holes:**

Drilling to the west was designed to delineate open mineralisation along strike of previous drilling, and to enhance understanding of the major north-south trending shear zone that dominates this region.

Drilling intersected numerous zones of mineralisation, highlights include:

MSDD005: **11m @ 2.9 g/t gold** from 29m,  
**9m @ 1.4 g/t gold** from 94m, and  
**28m @ 0.7 g/t gold** from 218m

MSDD009: **9m @ 2.2 g/t gold** from 42m,  
**7m @ 1.9 g/t gold** from 55m, and  
**5m @ 1.9 g/t gold** from 123m

MSDD0012: **12m @ 1.5 g/t gold** from 83m,  
**4m @ 3.0 g/t gold** from 116m, and  
**18m @ 1.0 g/t gold** from 144m

MSDD013: **6m @ 2.1 g/t gold** from 12m,  
**14m @ 1.8 g/t gold** from 26m (Including 4m @ 5.5 g/t gold from 28m, Figure 8),  
**42m @ 0.6 g/t gold** from 119m





*Figure 8: MSDD013 showing 4m @ 5.5 g/t gold from 28m.*

### Bereko Prospect

Bereko lies within the Kada Gold Corridor, 9km north of Massan (Figure 1). Golden Rim received assays for diamond drilling at Bereko (927m) during the Quarter. Diamond drilling was primarily used to provide structural input for geologic modelling and has provided evidence of multiple orientations of mineralised veining at Bereko, a primary subvertical north-south orientation, and a flatter, east-dipping veining orientation. This information is being used to guide the maiden MRE for Bereko. Diamond drilling returned values up to **7m @ 2.0 g/t gold** in BKDD006.

In the southern portion of Bereko, 2.5km south of the artisanal mining area, diamond drilling intersected up to **12m @ 0.6 g/t gold** in BKDD004. Mineralisation at Bereko South remains open to the north and south. This area will not be included in the maiden MRE since there are only a few loosely spaced holes in the area.

### Kouri Gold Project, Burkina Faso

The Kouri Gold Project in Burkina Faso remains on care and maintenance as the Company explores potential divestment opportunities.

The Kouri license was renewed by the Ministere de l'Energie, Des Mines et Des Carrieres in Burkina Faso for a period of three years. The license has been extended until 10 April 2026.

### **Paguanta Project, Chile**

The Paguanta project in Chile remains on care and maintenance as the Company explores potential divestment opportunities or a strategy for project advancement.

### **Loreto Project, Chile**

Joint venture partners, Teck Resources, continued to work on community engagement and exploration planning.

## **CORPORATE**

### **Convertible Note**

During the Quarter, the Company announced that it had entered into a Convertible Note Deed (**Note**) with major shareholder Capital DI Limited (**Capital**) to assist the Company with its working capital requirements.

The Company issued the A\$1.5m Note to Capital using its placement capacity under Listing Rule 7.1. The Note has an expiry date of six months from the date of issue, convertible by Capital at any time in whole or in part, subject to any necessary shareholder and regulatory approval. The Note is unsecured, and interest is payable at 11.5% per annum, payable monthly or capitalised if not paid. The conversion price is the lowest cash issue price of Shares at which the Company raises capital before the expiry date, provided that if the issue price is less than \$0.017 per share.

### **Related Party Payments**

The following payments to Related Parties of the Company and their associates were made during the quarter:

Director Salaries and Non-Executive Director Fees (including Superannuation where applicable) \$88,749.

### **Exploration Expenditure**

During the quarter, evaluation and exploration expenditure across the Company's projects totalled \$1.49m.

### **Cash on Hand as at 30 September 2023**

The Company had \$1.27m in cash as at 30 September 2023.

Contact Information:

**Tim Strong**

**Managing Director**

+61 8 6374 2654

[tim@goldenrim.com.au](mailto:tim@goldenrim.com.au)

This announcement was authorised for release by the Board of Directors.

## ABOUT GOLDEN RIM RESOURCES

Golden Rim Resources Limited is an ASX listed exploration company with a portfolio of advanced minerals projects in Guinea and Burkina Faso, West Africa and in Chile, South America.

The Company's flagship project is the advanced Kada Gold Project in eastern Guinea. Guinea remains one of the most under-explored countries in West Africa. Golden Rim has outlined an Indicated and Inferred Mineral Resource Estimate of 30.3Mt at 1.0g/t gold for 923Koz<sup>2</sup>, the majority of which is shallow oxide-transitional gold mineralisation. Golden Rim is focussed on growing the Mineral Resource Estimate. Most of the 150km<sup>2</sup> project area remains under explored and there is considerable upside for the discovery of additional oxide gold mineralisation.

The Company has outlined an Indicated and Inferred Mineral Resource of 50Mt at 1.3g/t gold for 2Moz<sup>3</sup> at the Kouri Gold Project, located in north-east Burkina Faso, and it also holds the Paguanta Copper and Silver-Lead-Zinc Project in northern Chile which has a Measured, Indicated and Inferred Mineral Resource of 2.4Mt at 88g/t silver, 5.0% zinc and 1.4% lead for 6.8Moz silver, 265Mlb zinc and 74Mlb lead<sup>4</sup> at the Patricia Prospect, which remains open. The Company is seeking to divest these projects to focus on Kada.

At the adjacent Loreto Copper Project in Chile, Golden Rim has signed an Option and Joint Venture agreement with Teck Chile whereby Teck Chile can acquire up to a 75% interest in the project.

### Competent Persons Statements

The information contained in this report that relates to exploration results were first reported by the Company in compliance with the 2012 edition of the JORC Code in the following ASX Announcements: 5 July 2023, Diamond Drilling Returns 26m @ 1.2 g/t and 19m @ 1.4 g/t gold at Kada and 08 August 2023, Diamond Drilling Returns 64m @ 1.1 g/t and 16m @ 3.0 g/t gold.

The Company confirms that it is not aware of any new information or data that materially affects the information included in the ASX announcements referred to above and it further confirms that all material assumptions and technical parameters underpinning the exploration results continue to apply and have not materially changed.

<sup>2</sup> ASX Announcement: Kada Mineral Resource Estimate Update improves confidence; more than 40% of oxide gold now indicated dated 09 October 2023.

<sup>3</sup> ASX Announcement: Kouri Mineral Resource Increases by 43% to 2 Million ounces Gold dated 26 October 2020 (Total Mineral Resource includes: Indicated Mineral Resource of 7Mt at 1.4g/t gold and Inferred Mineral Resource of 43Mt at 1.2g/t gold).

<sup>4</sup> ASX Announcement: New Resource Estimation for Paguanta dated 30 May 2017 (Total Mineral Resource includes: Measured Mineral Resource of 0.41Mt at 5.5% zinc, 1.8% lead, 88g/t silver, 0.3g/t gold; Indicated Mineral Resource of 0.61Mt at 5.1% zinc, 1.8% lead, 120g/t silver, 0.3g/t gold; Inferred Mineral Resource of 1.3Mt at 4.8% zinc, 1.1% lead, 75g/t silver, 0.3g/t gold).

## Appendix 1

### Summary of Mining Tenements and Area's of Interest.

| Permit name                       | Project name | Golden Rim Holding (%)  | Changes in the Quarter to permits and/or interest |
|-----------------------------------|--------------|---|---|
| Guinea                            |              |   |   |
| Kada                              | Kada         | 51  | N/A   |
| Bamfele                           | Kada         | 51 effective. 100% legal ownership, held on behalf of Kada Joint Venture. |   |
| Burkina Faso                      |              |   |   |
| Kouri                             | Kouri        | 100   | N/A   |
| Margou                            | Kouri        | 100   |   |
| Gouéli                            | Kouri        | 100   |   |
| Babonga                           | Babonga      | 100   |   |
| Chile                             |              |   |   |
| José Miguel 1 1-30 Exploitation   | Paguanta     | 74  | N/A   |
| José Miguel 2 1-30 Exploitation   | Paguanta     | 74  |   |
| José Miguel 3 1-20 Exploitation   | Paguanta     | 74  |   |
| José Miguel 4 1-30 Exploitation   | Paguanta     | 74  |   |
| José Miguel 5 1-30 Exploitation   | Paguanta     | 74  |   |
| José Miguel 6 1-30 Exploitation   | Paguanta     | 74  |   |
| José Miguel 7 1-30 Exploitation   | Paguanta     | 74  |   |
| José Miguel 8 1-10 Exploitation   | Paguanta     | 74  |   |
| Carlos Felipe 1 1-30 Exploitation | Paguanta     | 74  |   |
| Carlos Felipe 2 1-30 Exploitation | Paguanta     | 74  |   |
| Carlos Felipe 3 1-30 Exploitation | Paguanta     | 74  |   |
| Carlos Felipe 4 1-30 Exploitation | Paguanta     | 74  |   |
| Carlos Felipe 5 1-30 Exploitation | Paguanta     | 74  |   |
| Carlos Felipe 6 1-30 Exploitation | Paguanta     | 74  |   |
| Teki I 1 1-20 Exploitation        | Loreto       | 100   | N/A   |
| Teki I 2 1-40 Exploitation        | Loreto       | 100   |   |
| Teki I 3 1-60 Exploitation        | Loreto       | 100   |   |
| Teki I 4 1-60 Exploitation        | Loreto       | 100   |   |
| Teki I 5 1-60 Exploitation        | Loreto       | 100   |   |
| Teki I 6 1-60 Exploitation        | Loreto       | 100   |   |
| Teki I 7 1-20 Exploitation        | Loreto       | 100   |   |

## Appendix 5B

### Mining exploration entity or oil and gas exploration entity quarterly cash flow report

Name of entity

GOLDEN RIM RESOURCES LTD

ABN

39 006 710 774

Quarter ended ("current quarter")

30 September 2023

| Consolidated statement of cash flows |   | Current quarter<br>\$A'000 | Year to date (3<br>months)<br>\$A'000 |
|--------------------------------------|---|----------------------------|---------------------------------------|
| <b>1.</b>                            | <b>Cash flows from operating activities</b>           |                            |                                       |
| 1.1                                  | Receipts from customers                               | -                          | -                                     |
| 1.2                                  | Payments for  |                            |                                       |
|                                      | (a) exploration & evaluation                          | (237)                      | (237)                                 |
|                                      | (b) development                                       | -                          | -                                     |
|                                      | (c) production  | -                          | -                                     |
|                                      | (d) staff costs                                       | (203)                      | (203)                                 |
|                                      | (e) administration and corporate costs                | (154)                      | (154)                                 |
| 1.3                                  | Dividends received (see note 3)                       | -                          | -                                     |
| 1.4                                  | Interest received                                     | 3                          | 3                                     |
| 1.5                                  | Interest and other costs of finance paid              | -                          | -                                     |
| 1.6                                  | Income taxes paid                                     | -                          | -                                     |
| 1.7                                  | Government grants and tax incentives                  | -                          | -                                     |
| 1.8                                  | Other (provide details if material)                   | -                          | -                                     |
| <b>1.9</b>                           | <b>Net cash from / (used in) operating activities</b> | <b>(591)</b>               | <b>(591)</b>                          |
| <b>2.</b>                            | <b>Cash flows from investing activities</b>           |                            |                                       |
| 2.1                                  | Payments to acquire or for:                           |                            |                                       |
|                                      | (a) entities  | -                          | -                                     |
|                                      | (b) tenements   | -                          | -                                     |
|                                      | (c) property, plant and equipment                     | -                          | -                                     |
|                                      | (d) exploration & evaluation                          | (1,254)                    | (1,254)                               |
|                                      | (e) investments                                       | -                          | -                                     |
|                                      | (f) other non-current assets                          | -                          | -                                     |



| <b>Consolidated statement of cash flows</b> |   | <b>Current quarter<br/>\$A'000</b> | <b>Year to date (3<br/>months)<br/>\$A'000</b> |
|---|---|------------------------------------|--|
| 2.2   | Proceeds from the disposal of:                        |                                    |  |
|   | (a) entities  | -                                  | -  |
|   | (b) tenements   | -                                  | -  |
|   | (c) property, plant and equipment                     | -                                  | -  |
|   | (d) investments                                       | -                                  | -  |
|   | (e) other non-current assets                          | -                                  | -  |
| 2.3   | Cash flows from loans to other entities               | -                                  | -  |
| 2.4   | Dividends received (see note 3)                       | -                                  | -  |
| 2.5   | Other (provide details if material)                   | -                                  | -  |
| <b>2.6</b>                                  | <b>Net cash from / (used in) investing activities</b> | <b>(1,254)</b>                     | <b>(1,254)</b>                                 |

|             |   |                |                |
|-------------|---|----------------|----------------|
| <b>3.</b>   | <b>Cash flows from financing activities</b>   |                |                |
| 3.1         | Proceeds from issues of equity securities (excluding convertible debt securities)       | -              | -              |
| 3.2         | Proceeds from issue of convertible debt securities                                      | 1,500          | 1,500          |
| 3.3         | Proceeds from exercise of options   | -              | -              |
| 3.4         | Transaction costs related to issues of equity securities or convertible debt securities | (4)            | (4)            |
| 3.5         | Proceeds from borrowings  | -              | -              |
| 3.6         | Repayment of borrowings   | -              | -              |
| 3.7         | Transaction costs related to loans and borrowings                                       | -              | -              |
| 3.8         | Dividends paid  | -              | -              |
| 3.9         | Other (provide details if material)   | -              | -              |
| <b>3.10</b> | <b>Net cash from / (used in) financing activities</b>                                   | <b>(1,496)</b> | <b>(1,496)</b> |

|           |  |         |         |
|-----------|--|---------|---------|
| <b>4.</b> | <b>Net increase / (decrease) in cash and cash equivalents for the period</b> |         |         |
| 4.1       | Cash and cash equivalents at beginning of period                             | 1,639   | 1,639   |
| 4.2       | Net cash from / (used in) operating activities (item 1.9 above)              | (591)   | (591)   |
| 4.3       | Net cash from / (used in) investing activities (item 2.6 above)              | (1,254) | (1,254) |
| 4.4       | Net cash from / (used in) financing activities (item 3.10 above)             | 1,496   | 1,496   |

## Mining exploration entity or oil and gas exploration entity quarterly cash flow report

| Consolidated statement of cash flows |   | Current quarter<br>\$A'000 | Year to date (3<br>months)<br>\$A'000 |
|--------------------------------------|---|----------------------------|---------------------------------------|
| 4.5                                  | Effect of movement in exchange rates on cash held | (13)                       | (13)                                  |
| 4.6                                  | <b>Cash and cash equivalents at end of period</b> | <b>1,277</b>               | <b>1,277</b>                          |

| 5.  | Reconciliation of cash and cash equivalents<br>at the end of the quarter (as shown in the consolidated statement of cash flows) to the related items in the accounts | Current quarter<br>\$A'000 | Previous quarter<br>\$A'000 |
|-----|--|----------------------------|-----------------------------|
| 5.1 | Bank balances  | 1,247                      | 1,609                       |
| 5.2 | Call deposits  | -                          | -                           |
| 5.3 | Bank overdrafts  | -                          | -                           |
| 5.4 | Other (provide details) – Term Deposit   | 30                         | 30                          |
| 5.5 | <b>Cash and cash equivalents at end of quarter (should equal item 4.6 above)</b>   | <b>1,277</b>               | <b>1,639</b>                |

| 6.  | Payments to related parties of the entity and their associates                          | Current quarter<br>\$A'000 |
|---|---|----------------------------|
| 6.1   | Aggregate amount of payments to related parties and their associates included in item 1 | 44                         |
| 6.2   | Aggregate amount of payments to related parties and their associates included in item 2 | 45                         |
| <i>Note: if any amounts are shown in items 6.1 or 6.2, your quarterly activity report must include a description of, and an explanation for, such payments.</i> |   |                            |

## Mining exploration entity or oil and gas exploration entity quarterly cash flow report

| 7.  | <b>Financing facilities</b><br><i>Note: the term "facility" includes all forms of financing arrangements available to the entity.<br/>Add notes as necessary for an understanding of the sources of finance available to the entity.</i>   | <b>Total facility amount at quarter end</b> | <b>Amount drawn at quarter end</b> |
|-----|--|---|------------------------------------|
|     |  | <b>\$A'000</b>                              | <b>\$A'000</b>                     |
| 7.1 | Loan facilities  | 1,500                                       | 1,500                              |
| 7.2 | Credit standby arrangements  | -   | -                                  |
| 7.3 | Other (please specify)   | -   | -                                  |
| 7.4 | <b>Total financing facilities</b>  | 1,500                                       | 1,500                              |
| 7.5 | <b>Unused financing facilities available at quarter end</b>  |   | -                                  |
| 7.6 | <p>Include in the box below a description of each facility above, including the lender, interest rate, maturity date and whether it is secured or unsecured. If any additional financing facilities have been entered into or are proposed to be entered into after quarter end, include a note providing details of those facilities as well.</p> <p>Entry into \$1.5m Convertible Note Deed with Capital DI Limited (refer ASX Announcement dated 6 September 2023). The Convertible Note is unsecured, interest payable at 11.5% per annum (payable monthly or capitalised) and matures on 5 March 2024.</p> <p>No further facilities have been entered into or proposed to be entered into post quarter end.</p> |   |                                    |

| 8.  | <b>Estimated cash available for future operating activities</b>  | <b>\$A'000</b> |
|-----|--|----------------|
| 8.1 | Net cash from / (used in) operating activities (item 1.9)  | (591)          |
| 8.2 | (Payments for exploration & evaluation classified as investing activities) (item 2.1(d))   | (1,254)        |
| 8.3 | Total relevant outgoings (item 8.1 + item 8.2)   | (1,845)        |
| 8.4 | Cash and cash equivalents at quarter end (item 4.6)  | 1,277          |
| 8.5 | Unused finance facilities available at quarter end (item 7.5)  | -              |
| 8.6 | Total available funding (item 8.4 + item 8.5)  | 1,277          |
| 8.7 | <b>Estimated quarters of funding available (item 8.6 divided by item 8.3)</b>  | 0.69           |
|     | <i>Note: if the entity has reported positive relevant outgoings (ie a net cash inflow) in item 8.3, answer item 8.7 as "N/A". Otherwise, a figure for the estimated quarters of funding available must be included in item 8.7.</i>  |                |
| 8.8 | <p>If item 8.7 is less than 2 quarters, please provide answers to the following questions:</p> <p>8.8.1 Does the entity expect that it will continue to have the current level of net operating cash flows for the time being and, if not, why not?</p> <p>Answer: The current level of cash flows are expected to be less over the next quarter, with the drilling program in Guinea finishing during the current quarter.</p> <p>8.8.2 Has the entity taken any steps, or does it propose to take any steps, to raise further cash to fund its operations and, if so, what are those steps and how likely does it believe that they will be successful?</p> <p>Answer: The entity undertakes various fundraising activities from time to time to fund its operations and has a successful track record in completing capital raisings to fund its activities. The Company is confident that additional capital can be raised as and when required.</p> |                |

## Mining exploration entity or oil and gas exploration entity quarterly cash flow report

8.8.3 Does the entity expect to be able to continue its operations and to meet its business objectives and, if so, on what basis?

Answer: Yes, based on the answers to 8.8.1 and 8.8.2 above.

*Note: where item 8.7 is less than 2 quarters, all of questions 8.8.1, 8.8.2 and 8.8.3 above must be answered.*

## Compliance statement

- 1 This statement has been prepared in accordance with accounting standards and policies which comply with Listing Rule 19.11A.
- 2 This statement gives a true and fair view of the matters disclosed.

Date: 30 October 2023

Authorised by: Board of Directors  
(Name of body or officer authorising release – see note 4)

## Notes

1. This quarterly cash flow report and the accompanying activity report provide a basis for informing the market about the entity's activities for the past quarter, how they have been financed and the effect this has had on its cash position. An entity that wishes to disclose additional information over and above the minimum required under the Listing Rules is encouraged to do so.
2. If this quarterly cash flow report has been prepared in accordance with Australian Accounting Standards, the definitions in, and provisions of, *AASB 6: Exploration for and Evaluation of Mineral Resources* and *AASB 107: Statement of Cash Flows* apply to this report. If this quarterly cash flow report has been prepared in accordance with other accounting standards agreed by ASX pursuant to Listing Rule 19.11A, the corresponding equivalent standards apply to this report.
3. Dividends received may be classified either as cash flows from operating activities or cash flows from investing activities, depending on the accounting policy of the entity.
4. If this report has been authorised for release to the market by your board of directors, you can insert here: "By the board". If it has been authorised for release to the market by a committee of your board of directors, you can insert here: "By the [name of board committee – eg Audit and Risk Committee]". If it has been authorised for release to the market by a disclosure committee, you can insert here: "By the Disclosure Committee".
5. If this report has been authorised for release to the market by your board of directors and you wish to hold yourself out as complying with recommendation 4.2 of the ASX Corporate Governance Council's *Corporate Governance Principles and Recommendations*, the board should have received a declaration from its CEO and CFO that, in their opinion, the financial records of the entity have been properly maintained, that this report complies with the appropriate accounting standards and gives a true and fair view of the cash flows of the entity, and that their opinion has been formed on the basis of a sound system of risk management and internal control which is operating effectively.