

Monthly net tangible asset (NTA) backing per share and top 20 investments as at 30 November 2023

	Before Tax*	After Tax*
30 November 2023	\$2.89	\$2.60
31 October 2023	\$2.63	\$2.42

* The before and after tax numbers relate to the provision for deferred tax on the unrealised gains in the Company's investment portfolio. The Company is a long term investor and does not intend disposing of its total long term investment portfolio. Under current Accounting Standards, the Company is required to provide for tax on any gains that may arise on such a theoretical disposal, after the utilisation of brought forward losses.

Key facts

Investment objectives: Mirrabooka aims to provide medium to long term investment gains through holding core investments in selected small and medium sized companies (companies which fall outside the S&P/ASX 50 Leaders Index) and to provide attractive dividend returns to shareholders from these investments.

Benchmark: Combined S&P/ASX Mid 50 and Small Ordinaries Accumulation Indices.

Size of portfolio: \$565.9 million at 30 November 2023.

Low Management cost: 0.59 per cent, no additional fees.

Investment style: long-term, fundamental, bottom-up.

Suggested investment period: Five years to 10 years or longer.

Net asset backing: released every month with top 20 investments.

Listed on ASX: code MIR.

Key benefits

Diversified portfolio primarily of ASX-listed Australian equities.

Tax-effective income via fully franked dividends.

Consistent after tax paid investment returns achieved over the long term.

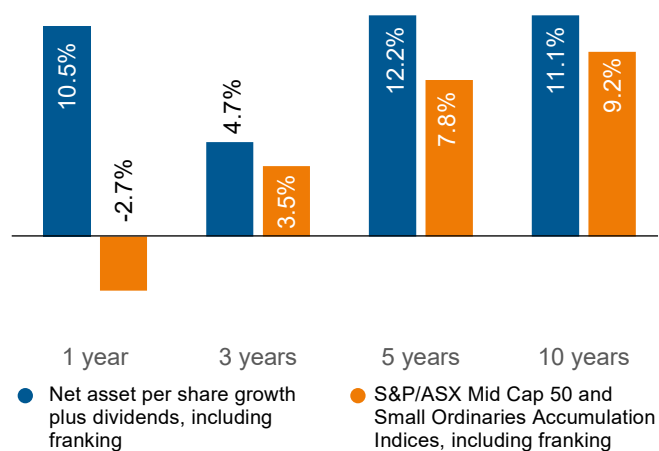
Professional management and an experienced Board, investment and management team.

Low-cost investing.

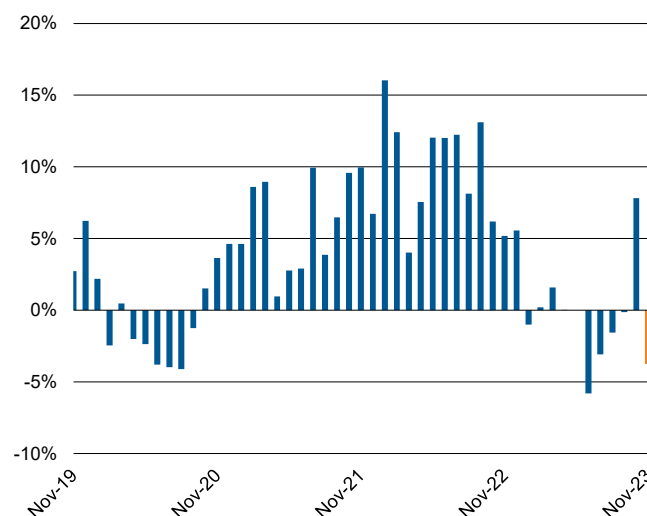
Ease of investing, transparent ASX pricing, good liquidity in shares.

Shareholder meetings on a regular basis.

Portfolio performance percentage per annum-periods ending 30 November 2023*



Share price premium/discount to NTA



* Assumes an investor can take full advantage of the franking credits.
Past performance is not indicative of future performance.

Release authorised by Matthew Rowe, Company Secretary
Mirrabooka Investments Limited (MIR) – ABN 31 085 290 928

Level 21, 101 Collins Street, Melbourne Victoria 3000
(03) 9650 9911 | invest@mirra.com.au | mirra.com.au

Share Registrar
Computershare Investor Services Pty Ltd
investorcentre.com.au/contact

1300 653 924 (in Australia)
+61 3 9415 4342 (outside Australia)

Portfolio facts

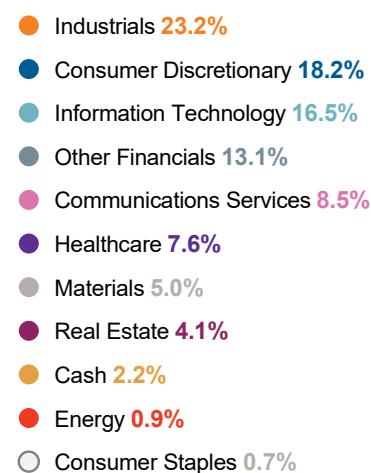
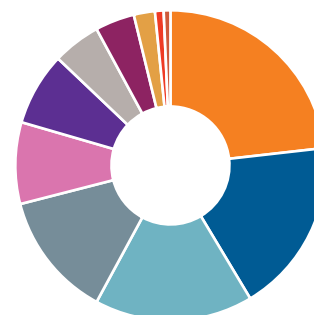
Top 20 investments valued at closing prices at 30 November 2023

	Total Value \$ Million	% of the Portfolio
1 Macquarie Technology Group	31.1	5.6%
2 Mainfreight	22.6	4.1%
3 ARB Corporation	21.4	3.9%
4 CAR Group *	19.0	3.4%
5 IDP Education	17.1	3.1%
6 Gentrack Group	16.1	2.9%
7 Temple & Webster Group	15.3	2.8%
8 James Hardie Industries *	15.3	2.8%
9 IPD Group	15.2	2.8%
10 ALS	14.8	2.7%
11 Breville Group	14.6	2.6%
12 ResMed	13.8	2.5%
13 Fisher & Paykel Healthcare Corporation	13.7	2.5%
14 EQT Holdings	13.7	2.5%
15 HUB24 *	11.8	2.1%
16 Netwealth Group	11.3	2.0%
17 Reece *	11.2	2.0%
18 REA Group *	10.9	2.0%
19 AUB Group	10.7	1.9%
20 EVT	10.3	1.9%
Total	309.9	

As percentage of total portfolio value (excludes cash) 56.0%

* Indicates that options were outstanding against part of the holding

Investment by sector at 30 November 2023



Important Information

This information has been prepared by Mirrabooka Investments Limited (MIR) (ABN 31 085 290 928) and is provided by Australian Investment Company Services Limited, holder of Australian Financial Services Licence 303209 (Provider). To the extent that this information includes any financial product advice, the advice is of a general nature only and does not take into account any individual's objectives, financial situation or particular needs. Before making an investment decision an individual should assess whether it meets their own needs and consult an appropriately licensed financial adviser. The information contained in these materials have been prepared in good faith. However, no warranty (express or implied) is made as to the accuracy, completeness or reliability of any statements, estimates or opinions or other information contained in these materials (any of which may change without notice) and to the maximum extent permitted by law, the Disclosers disclaim all liability and responsibility (including, without limitation, any liability arising from fault or negligence on the part of any or all of the Disclosers) for any direct or indirect loss or damage which may be suffered by any recipient through relying on anything contained in or omitted from these materials. A copy of the relevant Financial Services Guide can be found on Mirrabooka's website: www.mirra.com.au