



Q1 CY 2024 Results

30th April 2024 (29th April 2024 US)

IMRICOR MEDICAL SYSTEMS, INC (ASX:IMR)

WWW.IMRICOR.COM

Imricor is the global leader in design and manufacture of MRI compatible tools for cardiac interventions.

- Large unmet need (US\$ 8billion p.a market)
- Proven technology – safe and effective with 70 global patents
- Leading Hospitals as customers
- Captures 100% of recurring consumable revenue at each hospital site with high margins
- No competition
- R&D phase complete
- Commercialisation accelerating globally



A photograph of two medical professionals in a blue-tinted iCMR (interventional cardiac magnetic resonance) suite. They are wearing blue scrubs, masks, and hairnets. One is wearing large headphones. They are positioned around a patient lying on a table inside a large circular gantry. To the right, there are several large monitors displaying medical data and images. The overall scene is dimly lit with a strong blue color cast.

"What may have taken several hours in the x-ray lab took less than an hour to perform using NorthStar in the iCMR."

Dr. Marco Götte - Amsterdam UMC, April 2024

Financial Performance

Financial Highlights

- Net cash outflows from operating activities were US\$4.7 million
 - The quarter included multiple non-recurring items
 - Q2 operating costs expected to decrease below US\$3.6 million
- Net cash inflows from financing activities were US\$5.1 million
- After the period, completed placement of entitlement offer shortfall for gross proceeds of US\$4.2 million
- Pro forma cash balance of US\$5.4 million at 31 March 2024
- Funding Options
 - North Dakota LIFT Loan Facility: US\$1.5 million
 - North Dakota's Pioneer Capital Letter of Intent: US\$8 million
 - In person meeting scheduled for current quarter
 - GEM Global Facility: A\$30 million (no current plans to require this facility)



Key achievements in Q1 2024

Key Achievements

Priority - Reactivate European sites

Hospital	Dec 30th	April 30th	Comment
Leipzig Heart Centre	Active	Active	Only site active during Q1
Amsterdam UMC	Pending	Active	Started cases in April
Dubrava University Hospital	Pending	Active	Catheters ordered, starting cases in May
Cardiovascular Institute Paris Sud	Pending	Pending	Approved to join US FDA Trial VISABL-AFL, installation in May
Lausanne University Hospital	Pending	Pending	New iCMR lab installation underway – joining VISABL-AFL trial
Semmelweis University Heart Centre	Pending	Pending	Public tender process underway – Imricor only respondent
Charite Hospital Berlin	Pending	Pending	Philips software deployment in Q2

10 additional sites sitting in "Pending" - plans in place to bring more online over 2024



Key Achievements



Priority – Gain FDA approval for Atrial Flutter - US launch in 2025

- Reimbursement in US is about 4x higher than in Germany
- US cardiac ablation market is approximately half of the global US\$8 billion market

Participating Hospital	Johns Hopkins US	Cardiovascular Institute of South Paris FR	Lausanne University Hospital CH	Amsterdam UMC NL
Ethics Approval	✓	✓	✓	June
Country Approval	✓	✓	May	June
Installation	✓	May	May	June
Patient Enrolment	✓	May	June	July
Expected first patients	May	June	June	July

Months listed are expected times



Key Achievements

VISABL-AFL Trial – FDA Approval pathway

Trial details

- Treatment of type 1 atrial flutter
- Patients : 91 with possibility to end at 76 if primary endpoints are met (e.g. 80% acute success)
- Participating hospitals : 4
- Expected completion : Q4 2024
- Expected FDA approval : Mid 2025
- **Comment:** Regulatory review process already underway, review of clinical trial data is last step

European CE Mark trial experience

- Trial details
- Treatment of type 1 atrial flutter
- Participating hospitals : 1
- Patients : 35
- Trial outcome : **100% success at 3 months**



Key Achievements

Priority – VISABL-VT Trial commencement

- Doing an MRI guided left side of the heart ablation has been the primary goal of Imricor since inception in 2006. A highly anticipated event for Imricor staff and the medical community at large.

Requirement	Status
Hospital Ethics approval	✓
Regulatory approval	✓
Advantage-MR Recorder/Stimulator	✓
MRI compatible catheters	✓
NorthStar 3D Mapping System	✓
Transseptal puncture kit	✓
Dispersive electrode	✓
Ablation generator	✓
12-lead ECG, defibrillator	✓
Other MRI safe equipment (monitors, headsets, cables, sheaths)	✓
Patient enrolment	Q2 2024



18 years and > **US\$100 million** spent to make this a reality – the invisible work



Key Achievements

Priority – Geographic Expansion

Middle East entry

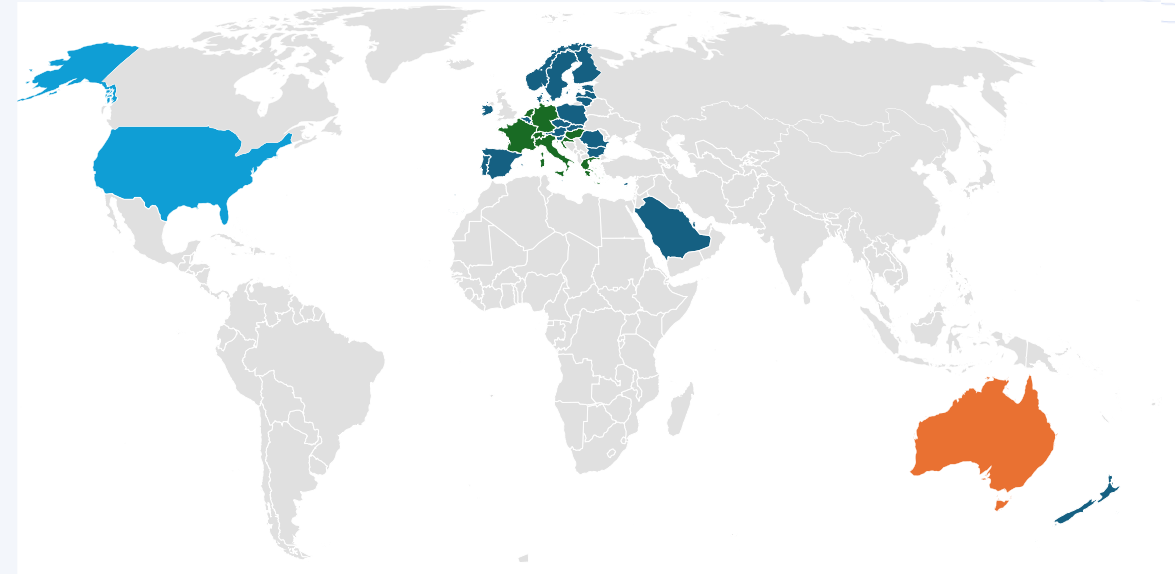
- On track – 4 hospitals engaged across Saudi Arabia and Qatar. Capital sales and procedures expected early 2H 2024

Australia

- TGA approval expected in current quarter

Europe

- Continue expansion following leads generated from European Heart Rhythm congress. Highly anticipated VT trial to accelerate interest



- Approved for Sale
- Approved for Sale and Approval in Process
- Approved for Sale and Site Country
- Approval in Process



Operational Highlights

- **Site activation momentum under way**
 - April mtd consumable device revenue already more than Q1
 - Amsterdam UMC, Dubrava, ICPS, CHUV. More sites in late stage
 - Middle East launch advancing – first sales expected during Q2 or early Q3.
 - Pipeline of new sites growing post successful EHRA conference (European Heart Rhythm)
 - First VT case expected to accelerate pipeline growth and conversion
- **Clinical trial milestones achieved:**
 - VISABL-AFL Trial for FDA approval – patient recruitment underway at Johns Hopkins Hospital.
 - Ethics approval received at CHUV in Lausanne, ICPS in Paris
 - VISABL-VT Trial – Was expected to commence in Q1 at initial hospital, second hospital Amsterdam UMC now in a position to begin before initial identified site. On track for Q2
- **Other highlights**
 - Imricor Vision-MR Diagnostic catheter receives CE Mark, the first device under new stricter EU-MDR regime (European Union Medical Device Regulations).
 - Successfully completed A\$15 million capital raise welcoming new institutional investors.



Contact Information

Investors & Australian Media:

Simon Hinsley
NWR Communications
simon@nwrcommunications.com.au
+61 401 809 653

Investors:

Steve Wedan
Executive Chair, President & CEO
steve.wedan@imricor.com

Nick Corkill
Vice President Corporate Strategy
Nick.corkill@imricor.com
+61 450 475 633

Rest of World Media:

Nick Twohy
Vice President, Marketing and Business Development, Imricor
nick.twohy@imricor.com

The Imricor logo features the word "imricor" in a bold, lowercase, sans-serif font. The letter "o" is replaced by a stylized icon of a person with a yellow head and a blue body, positioned within a blue circular shape that also forms the letter "o".

imricor

FOLLOW US



Appendix



imricor

FOLLOW US



Strong Engagement from Key Opinion Leaders



“We are extremely excited to offer this to our patients and to lead the way forward with this new approach.”

Professor Gerhard Hindricks MD PhD, Medical Director, Charité University Hospital



“Today in our ablation we realized that we were limited in the past, and now we can see what we are doing. While we have just started in our iCMR, it is obvious to see the future of this technology and where it will take us and patient treatment.”

Dr. Marisevi Chaldoupi MD PhD Electrophysiologist
Maastricht University Medical Centre



Strong Engagement from Key Opinion Leaders



“With MRI-guided treatment of heart conditions, we are working towards fewer procedures per patient, fewer hospital admissions and less medication. Perhaps MRI-guided treatment of heart disease will then even become the norm and replace X-ray-driven treatments.”

Dr. Marco Götte MD PhD, Principal Investigator Cardiovascular Imaging, Amsterdam




“I believe strongly, that this evolution will also happen to the iCMR field, as it allows for high precision interventions, where we expect higher success rate, lower relapse rate and less complications compared to conventional techniques, and all these advantages go without radiation exposure and potentially shorter interventions times.”

Professor Jürg Schwitter MD PhD, Director Cardiac MR Centre, Lausanne University Hospital

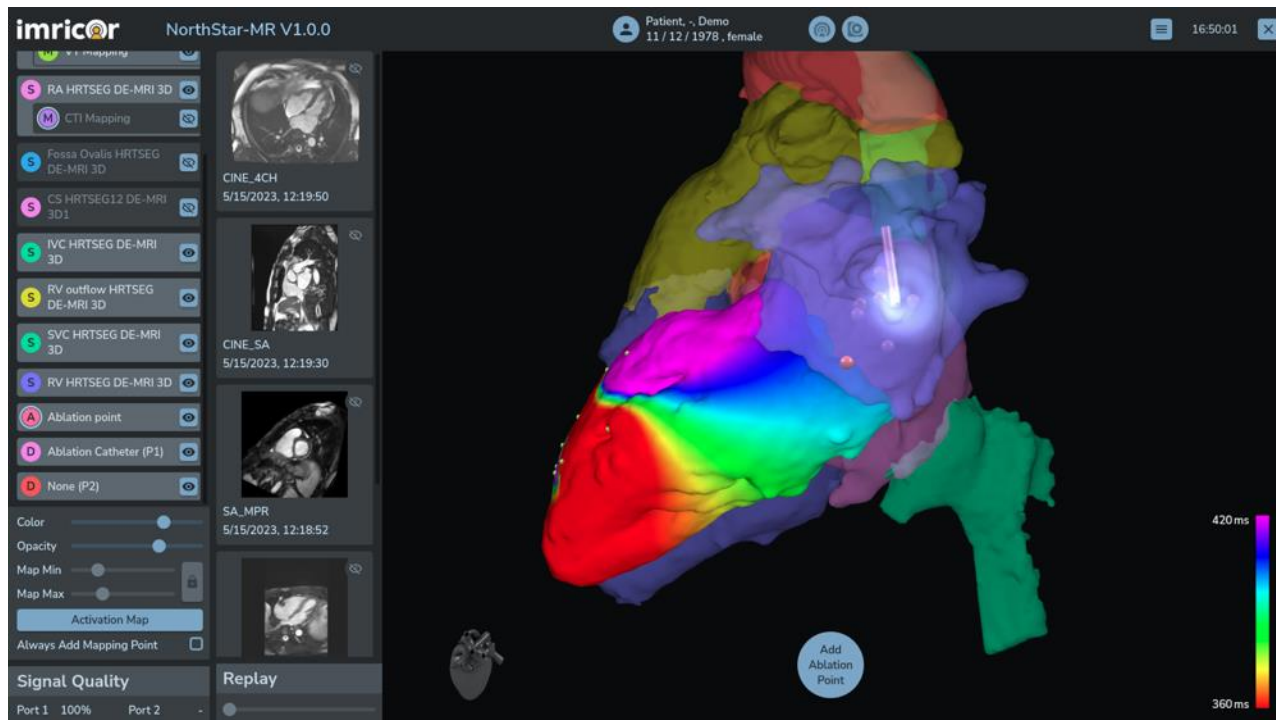


NorthStar 3D Mapping System – The Central Hub of an iCMR Lab

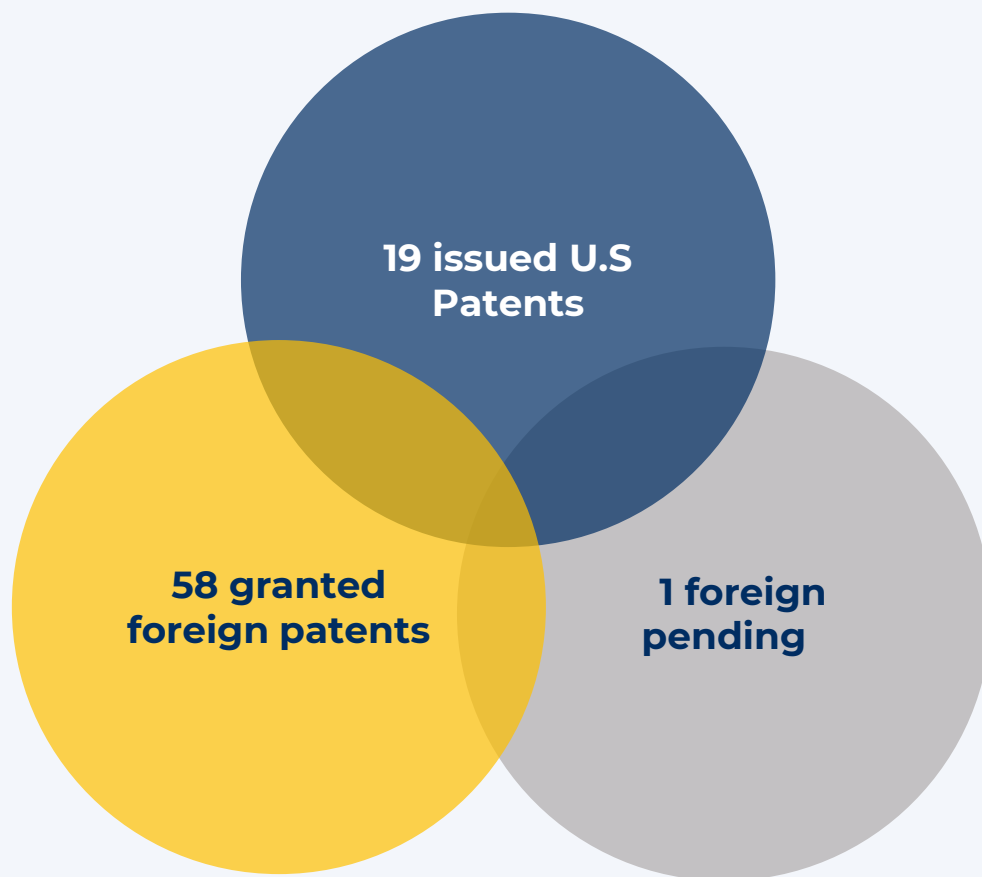


NorthStar brings all iCMR technology together in one place

- It controls the MRI
- It receives MR images in real time
- It displays everything in 3D
- It tracks Imricor catheters
- It facilitates electroanatomical mapping
- It registers therapy points
- It is a platform for growth with AI



A strong intellectual property portfolio

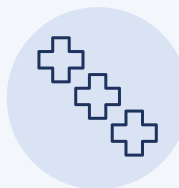


Imricor's patents protect technology that allows Imricor to manufacture medical devices that are uniquely MRI compatible.

Imricor's IP is relatively new, with the Company's oldest issued patent expiring in 2030



In addition to protecting Imricor's devices and procedures, its patents provide an opportunity for the Company to license its technology to 3rd party medical device companies (particularly implant manufacturers) to help make their devices compatible with MRI



To date, Imricor has executed 3 separate agreements where it has licensed its own patents to 3rd parties for use in implantable devices under which Imricor has received over **US\$12.9m of payments (revenue)** to date



Imricor Leadership

Management



Steve Wedan
President and Chief Executive Officer, and Board Chair



Jonathon Gut
Vice President of Finance and Chief Financial Officer



Gregg Stenzel
Chief Operating Officer



Jennifer Weisz
Vice President of Regulatory and Quality



Nick Twohy
Vice President of Marketing and Business Development



Dan Sunnarborg
Vice President of R&D



Vic Fabano
Vice President of Operations



Nick Corkill
Vice President Corporate Strategy



Kate Lindborg
Senior Director of Clinical Affairs



Greg Englehardt
Senior Director of Sales

Board of Directors



Steve Wedan
President and Chief Executive Officer, and Board Chair



Mark Tibbles
Deputy Chair and Lead Independent Director



Peter McGregor
Non-executive Director



Anita Messal
Non-executive Director

