

## Monthly net tangible asset (NTA) backing per share and top 20 investments as at 30 April 2024

	Before Tax*	After Tax*
30 April 2024	\$3.14	\$2.79
31 March 2024	\$3.24	\$2.86

\* The before and after tax numbers relate to the provision for deferred tax on the unrealised gains in the Company's investment portfolio. The Company is a long term investor and does not intend disposing of its total long term investment portfolio. Under current Accounting Standards, the Company is required to provide for tax on any gains that may arise on such a theoretical disposal, after the utilisation of brought forward losses.

### Key facts

**Investment objectives:** Mirrabooka aims to provide medium to long term investment gains through holding core investments in selected small and medium sized companies (companies which fall outside the S&P/ASX 50 Leaders Index) and to provide attractive dividend returns to shareholders from these investments.

**Benchmark:** Combined S&P/ASX Mid 50 and Small Ordinaries Accumulation Indices.

**Size of portfolio:** \$620.6 million at 30 April 2024.

**Low Management cost:** 0.59 per cent, no additional fees.

**Investment style:** long-term, fundamental, bottom-up.

**Suggested investment period:** Five years to 10 years or longer.

**Net asset backing:** released every month with top 20 investments.

**Listed on ASX:** code MIR.

### Key benefits

**Diversified portfolio** primarily of ASX-listed Australian equities.

**Tax-effective income** via fully franked dividends.

**Consistent after tax paid investment returns** achieved over the long term.

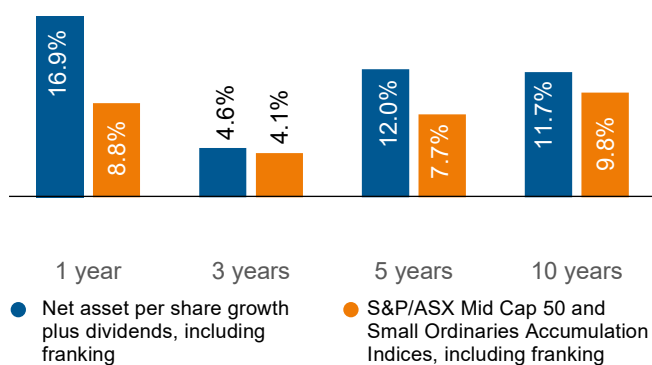
**Professional** management and an experienced Board, investment and management team.

**Low-cost** investing.

**Ease of investing**, transparent ASX pricing, good liquidity in shares.

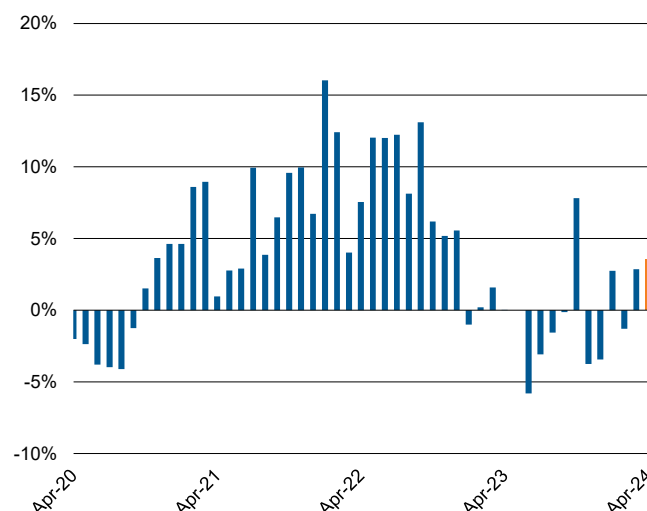
**Shareholder meetings** on a regular basis.

### Portfolio performance percentage per annum- periods ending 30 April 2024\*



\* Assumes an investor can take full advantage of the franking credits.  
Past performance is not indicative of future performance.

### Share price premium/discount to NTA



Release authorised by Matthew Rowe, Company Secretary  
Mirrabooka Investments Limited (MIR) – ABN 31 085 290 928

Level 21, 101 Collins Street, Melbourne Victoria 3000  
(03) 9650 9911 | invest@mirra.com.au | mirra.com.au

**Share Registrar**  
Computershare Investor Services Pty Ltd  
investorcentre.com/au/contact

1300 653 924 (in Australia)  
+61 3 9415 4342 (outside Australia)

## Portfolio facts

### Top 20 investments valued at closing prices at 30 April 2024

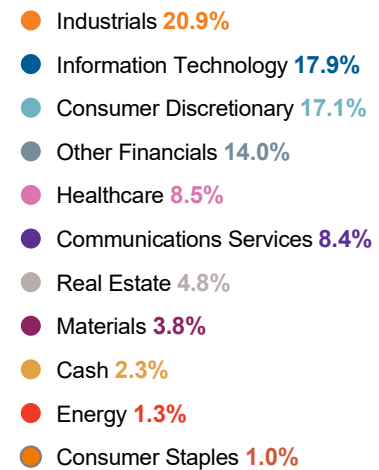
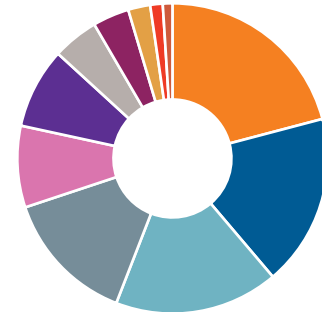
	Total Value \$ Million	% of the Portfolio
1 Macquarie Technology Group	35.6	5.9%
2 ARB Corporation *	23.4	3.9%
3 CAR Group *	21.4	3.5%
4 Mainfreight	21.3	3.5%
5 Temple & Webster Group *	20.4	3.4%
6 Gentrack Group	18.8	3.1%
7 ResMed *	18.5	3.0%
8 EQT Holdings	16.1	2.7%
9 Breville Group	15.9	2.6%
10 ALS	15.9	2.6%
11 IDP Education	15.5	2.6%
12 Netwealth Group *	14.3	2.4%
13 Fisher & Paykel Healthcare Corporation *	13.4	2.2%
14 PSC Insurance Group	12.4	2.0%
15 IPD Group	12.3	2.0%
16 EVT	11.9	2.0%
17 HUB24 *	11.7	1.9%
18 Pinnacle Investment Management Group	11.5	1.9%
19 Infomedia	10.7	1.8%
20 Objective Corporation	10.6	1.8%
<b>Total</b>	<b>331.5</b>	

As percentage of total portfolio value (excludes cash)

54.7%

\* Indicates that options were outstanding against part of the holding

### Investment by sector at 30 April 2024



### Important Information

This information has been prepared by Mirrabooka Investments Limited (MIR) (ABN 31 085 290 928) and is provided by Australian Investment Company Services Limited, holder of Australian Financial Services Licence 303209 (Provider). To the extent that this information includes any financial product advice, the advice is of a general nature only and does not take into account any individual's objectives, financial situation or particular needs. Before making an investment decision an individual should assess whether it meets their own needs and consult an appropriately licensed financial adviser. The information contained in these materials have been prepared in good faith. However, no warranty (express or implied) is made as to the accuracy, completeness or reliability of any statements, estimates or opinions or other information contained in these materials (any of which may change without notice) and to the maximum extent permitted by law, the Disclosers disclaim all liability and responsibility (including, without limitation, any liability arising from fault or negligence on the part of any or all of the Disclosers) for any direct or indirect loss or damage which may be suffered by any recipient through relying on anything contained in or omitted from these materials. A copy of the relevant Financial Services Guide can be found on Mirrabooka's website: [www.mirra.com.au](http://www.mirra.com.au)