

**Form 604**Corporations Act 2001  
Section 671B**Notice of change of interests of substantial holder**To Company Name/Scheme **BHP GROUP LIMITED**ACN/ARSN **004 028 077****1. Details of substantial holder (1)**Name **State Street Corporation and subsidiaries named in Annexures to this form**

ACN/ARSN (if applicable)

There was a change in the interests of the substantial holder on **13/05/2024**The previous notice was given to the company on **23/08/2022**The previous notice was dated **19/08/2022****2. Previous and present voting power**

The total number of votes attached to all the voting shares in the company or voting interests in the scheme that the substantial holder or an associate (2) had a relevant interest (3) in when last required, and when now required, to give a substantial holding notice to the company or scheme, are as follows:

Class of securities (4)	Previous notice		Present notice	
	Person's votes	Voting power (5)	Person's votes	Voting power (5)
<b>Ordinary</b>	<b>257,572,961</b>	<b>5.08%</b>	<b>310,604,627</b>	<b>6.12%</b>

**3. Changes in relevant interests**

Particulars of each change in, or change in the nature of, a relevant interest of the substantial holder or an associate in voting securities of the company or scheme, since the substantial holder was last required to give a substantial holding notice to the company or scheme are as follows:

Date of change	Person whose relevant interest changed	Nature of change (6)	Consideration given in relation to change (7)	Class and number of securities affected	Person's votes affected
<b>Annexure B, D &amp; E</b>					

**4. Present relevant interests**

Particulars of each relevant interest of the substantial holder in voting securities after the change are as follows:

Holder of relevant interest	Registered holder of securities	Person entitled to be registered as holder (8)	Nature of relevant interest (6)	Class and number of securities	Person's votes
<b>Annexure A</b>					

## 5. Changes in association

The persons who have become associates (2) of, ceased to be associates of, or have changed the nature of their association (9) with, the substantial holder in relation to voting interests in the company or scheme are as follows:

Name and ACN/ARSN (if applicable)	Nature of association

## 6. Addresses


The addresses of persons named in this form are as follows:

Name	Address
<b>Annexure C</b>	

## Signature

print name      **Alok Maheshwary**      capacity      **Authorised signatory**

---

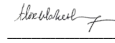
sign here            date      **15/05/2024**

---

## DIRECTIONS

- (1) If there are a number of substantial holders with similar or related relevant interests (eg. a corporation and its related corporations, or the manager and trustee of an equity trust), the names could be included in an annexure to the form. If the relevant interests of a group of persons are essentially similar, they may be referred to throughout the form as a specifically named group if the membership of each group, with the names and addresses of members is clearly set out in paragraph 6 of the form.
- (2) See the definition of "associate" in section 9 of the Corporations Act 2001.
- (3) See the definition of "relevant interest" in sections 608 and 671B(7) of the Corporations Act 2001.
- (4) The voting shares of a company constitute one class unless divided into separate classes.
- (5) The person's votes divided by the total votes in the body corporate or scheme multiplied by 100.
- (6) Include details of:
  - (a) any relevant agreement or other circumstances because of which the change in relevant interest occurred. If subsection 671B(4) applies, a copy of any document setting out the terms of any relevant agreement, and a statement by the person giving full and accurate details of any contract, scheme or arrangement, must accompany this form, together with a written statement certifying this contract, scheme or arrangement; and
  - (b) any qualification of the power of a person to exercise, control the exercise of, or influence the exercise of, the voting powers or disposal of the securities to which the relevant interest relates (indicating clearly the particular securities to which the qualification applies).

See the definition of "relevant agreement" in section 9 of the Corporations Act 2001.
- (7) Details of the consideration must include any and all benefits, money and other, that any person from whom a relevant interest was acquired has, or may, become entitled to receive in relation to that acquisition. Details must be included even if the benefit is conditional on the happening or not of a contingency. Details must be included of any benefit paid on behalf of the substantial holder or its associate in relation to the acquisitions, even if they are not paid directly to the person from whom the relevant interest was acquired.
- (8) If the substantial holder is unable to determine the identity of the person (eg. if the relevant interest arises because of an option) write "unknown".
- (9) Give details, if appropriate, of the present association and any change in that association since the last substantial holding notice.

 15 May 2024

Alok Maheshwary  
Authorised Signatory

4. Present relevant interests

Holder of relevant interest	Nature of Relevant Interest	Registered Holder of securities	Person Entitled to be registered as holder	Class and number of Securities	Person's votes
SSGA FUNDS MANAGEMENT, INC.	Power to control the exercise of a right to vote attached to securities and/or the power to dispose of securities as investment manager or trustee	Bank of New York Mellon	n/a	Ordinary 24,545	24,545
SSGA FUNDS MANAGEMENT, INC.	Power to control the exercise of a right to vote attached to securities and/or the power to dispose of securities as investment manager or trustee	Brown Brothers Harriman and Co	n/a	Ordinary 120,520	120,520
SSGA FUNDS MANAGEMENT, INC.	Power to control the exercise of a right to vote attached to securities and/or the power to dispose of securities as investment manager or trustee	Citibank NA	n/a	Ordinary 175,595	175,595
SSGA FUNDS MANAGEMENT, INC.	Power to control the exercise of a right to vote attached to securities and/or the power to dispose of securities as investment manager or trustee	State Street Bank and Trust Co	n/a	Ordinary 13,199,257	13,199,257
STATE STREET GLOBAL ADVISORS (JAPAN) CO., LTD.	Power to control the exercise of a right to vote attached to securities and/or the power to dispose of securities as investment manager or trustee	Brown Brothers Harriman and Co	n/a	Ordinary 1,337,617	1,337,617
STATE STREET GLOBAL ADVISORS (JAPAN) CO., LTD.	Power to control the exercise of a right to vote attached to securities and/or the power to dispose of securities as investment manager or trustee	JPMorgan AG	n/a	Ordinary 382,518	382,518
STATE STREET GLOBAL ADVISORS (JAPAN) CO., LTD.	Power to control the exercise of a right to vote attached to securities and/or the power to dispose of securities as investment manager or trustee	State Street Bank and Trust Co	n/a	Ordinary 8,274,908	8,274,908
STATE STREET GLOBAL ADVISORS (JAPAN) CO., LTD.	Power to control the exercise of a right to vote attached to securities and/or the power to dispose of securities as investment manager or trustee	Sumitomo Trust and Banking Co USA	n/a	Ordinary 455,370	455,370
STATE STREET GLOBAL ADVISORS ASIA LIMITED	Power to control the exercise of a right to vote attached to securities and/or the power to dispose of securities as investment manager or trustee	Bank of New York Mellon	n/a	Ordinary 61,843	61,843
STATE STREET GLOBAL ADVISORS ASIA LIMITED	Power to control the exercise of a right to vote attached to securities and/or the power to dispose of securities as investment manager or trustee	Citibank NA	n/a	Ordinary 104,849	104,849
STATE STREET GLOBAL ADVISORS ASIA LIMITED	Power to control the exercise of a right to vote attached to securities and/or the power to dispose of securities as investment manager or trustee	JPMorgan AG	n/a	Ordinary 301,448	301,448
STATE STREET GLOBAL ADVISORS ASIA LIMITED	Power to control the exercise of a right to vote attached to securities and/or the power to dispose of securities as investment manager or trustee	Northern Trust Company	n/a	Ordinary 435,107	435,107
STATE STREET GLOBAL ADVISORS ASIA LIMITED	Power to control the exercise of a right to vote attached to securities and/or the power to dispose of securities as investment manager or trustee	State Street Bank and Trust Co	n/a	Ordinary 243,607	243,607
STATE STREET GLOBAL ADVISORS EUROPE LIMITED	Power to control the exercise of a right to vote attached to securities and/or the power to dispose of securities as investment manager or trustee	Bank of New York Mellon	n/a	Ordinary 274,468	274,468
STATE STREET GLOBAL ADVISORS EUROPE LIMITED	Power to control the exercise of a right to vote attached to securities and/or the power to dispose of securities as investment manager or trustee	BNP Paribas	n/a	Ordinary 71,591	71,591
STATE STREET GLOBAL ADVISORS EUROPE LIMITED	Power to control the exercise of a right to vote attached to securities and/or the power to dispose of securities as investment manager or trustee	Caceis Bank Luxembourg	n/a	Ordinary 71,849	71,849
STATE STREET GLOBAL ADVISORS EUROPE LIMITED	Power to control the exercise of a right to vote attached to securities and/or the power to dispose of securities as investment manager or trustee	Credit Suisse AG	n/a	Ordinary 88,283	88,283
STATE STREET GLOBAL ADVISORS EUROPE LIMITED	Power to control the exercise of a right to vote attached to securities and/or the power to dispose of securities as investment manager or trustee	JPMorgan AG	n/a	Ordinary 238,857	238,857
STATE STREET GLOBAL ADVISORS EUROPE LIMITED	Power to control the exercise of a right to vote attached to securities and/or the power to dispose of securities as investment manager or trustee	Northern Trust Company	n/a	Ordinary 464,752	464,752
STATE STREET GLOBAL ADVISORS EUROPE LIMITED	Power to control the exercise of a right to vote attached to securities and/or the power to dispose of securities as investment manager or trustee	State Street Bank and Trust Co	n/a	Ordinary 1,440,456	1,440,456
STATE STREET GLOBAL ADVISORS LIMITED	Power to control the exercise of a right to vote attached to securities and/or the power to dispose of securities as investment manager or trustee	Bank of New York Mellon	n/a	Ordinary 166,747	166,747
STATE STREET GLOBAL ADVISORS LIMITED	Power to control the exercise of a right to vote attached to securities and/or the power to dispose of securities as investment manager or trustee	BFF Bank S.p.A.	n/a	Ordinary 57,584	57,584
STATE STREET GLOBAL ADVISORS LIMITED	Power to control the exercise of a right to vote attached to securities and/or the power to dispose of securities as investment manager or trustee	BNP Paribas	n/a	Ordinary 13,133	13,133
STATE STREET GLOBAL ADVISORS LIMITED	Power to control the exercise of a right to vote attached to securities and/or the power to dispose of securities as investment manager or trustee	Citibank NA	n/a	Ordinary 235,535	235,535
STATE STREET GLOBAL ADVISORS LIMITED	Power to control the exercise of a right to vote attached to securities and/or the power to dispose of securities as investment manager or trustee	JPMorgan AG	n/a	Ordinary 481,540	481,540
STATE STREET GLOBAL ADVISORS LIMITED	Power to control the exercise of a right to vote attached to securities and/or the power to dispose of securities as investment manager or trustee	Northern Trust Company	n/a	Ordinary 49,264	49,264
STATE STREET GLOBAL ADVISORS LIMITED	Power to control the exercise of a right to vote attached to securities and/or the power to dispose of securities as investment manager or trustee	State Street Bank and Trust Co	n/a	Ordinary 6,529,962	6,529,962
STATE STREET GLOBAL ADVISORS LIMITED	Power to control the exercise of a right to vote attached to securities and/or the power to dispose of securities as investment manager or trustee	UBS AG	n/a	Ordinary 1,224,197	1,224,197
STATE STREET GLOBAL ADVISORS TRUST COMPANY	Power to control the exercise of a right to vote attached to securities and/or the power to dispose of securities as investment manager or trustee	Bank of New York Mellon	n/a	Ordinary 3,847,427	3,847,427
STATE STREET GLOBAL ADVISORS TRUST COMPANY	Power to control the exercise of a right to vote attached to securities and/or the power to dispose of securities as investment manager or trustee	Brown Brothers Harriman and Co	n/a	Ordinary 41,796	41,796
STATE STREET GLOBAL ADVISORS TRUST COMPANY	Power to control the exercise of a right to vote attached to securities and/or the power to dispose of securities as investment manager or trustee	Fiduciary Trust	n/a	Ordinary 814	814
STATE STREET GLOBAL ADVISORS TRUST COMPANY	Power to control the exercise of a right to vote attached to securities and/or the power to dispose of securities as investment manager or trustee	JPMorgan AG	n/a	Ordinary 627,293	627,293
STATE STREET GLOBAL ADVISORS TRUST COMPANY	Power to control the exercise of a right to vote attached to securities and/or the power to dispose of securities as investment manager or trustee	Northern Trust Company	n/a	Ordinary 3,425,799	3,425,799
STATE STREET GLOBAL ADVISORS TRUST COMPANY	Power to control the exercise of a right to vote attached to securities and/or the power to dispose of securities as investment manager or trustee	State Street Bank and Trust Co	n/a	Ordinary 47,981,472	47,981,472
STATE STREET GLOBAL ADVISORS TRUST COMPANY	Power to control the exercise of a right to vote attached to securities and/or the power to dispose of securities as investment manager or trustee	US Bank Trust	n/a	Ordinary 9,120	9,120

STATE STREET GLOBAL ADVISORS TRUST COMPANY	Power to control the exercise of a right to vote attached to securities and/or the power to dispose of securities as investment manager or trustee	Wilmington Trust Co		n/a	Ordinary	7,433	7,433
STATE STREET GLOBAL ADVISORS, AUSTRALIA, LIMITED	Power to control the exercise of a right to vote attached to securities and/or the power to dispose of securities as investment manager or trustee	BNP Paribas		n/a	Ordinary	1,752,008	1,752,008
STATE STREET GLOBAL ADVISORS, AUSTRALIA, LIMITED	Power to control the exercise of a right to vote attached to securities and/or the power to dispose of securities as investment manager or trustee	Citibank NA		n/a	Ordinary	5,927	5,927
STATE STREET GLOBAL ADVISORS, AUSTRALIA, LIMITED	Power to control the exercise of a right to vote attached to securities and/or the power to dispose of securities as investment manager or trustee	JPMorgan AG		n/a	Ordinary	20,995,152	20,995,152
STATE STREET GLOBAL ADVISORS, AUSTRALIA, LIMITED	Power to control the exercise of a right to vote attached to securities and/or the power to dispose of securities as investment manager or trustee	National Australian Bank LTD		n/a	Ordinary	694,845	694,845
STATE STREET GLOBAL ADVISORS, AUSTRALIA, LIMITED	Power to control the exercise of a right to vote attached to securities and/or the power to dispose of securities as investment manager or trustee	Northern Trust Company		n/a	Ordinary	48,354,591	48,354,591
STATE STREET GLOBAL ADVISORS, AUSTRALIA, LIMITED	Power to control the exercise of a right to vote attached to securities and/or the power to dispose of securities as investment manager or trustee	State Street Bank and Trust Co		n/a	Ordinary	129,547,869	129,547,869
STATE STREET GLOBAL ADVISORS, LTD.	Power to control the exercise of a right to vote attached to securities and/or the power to dispose of securities as investment manager or trustee	CIBC Mellon		n/a	Ordinary	186,102	186,102
STATE STREET GLOBAL ADVISORS, LTD.	Power to control the exercise of a right to vote attached to securities and/or the power to dispose of securities as investment manager or trustee	NULL		n/a	Ordinary	346,173	346,173
STATE STREET GLOBAL ADVISORS, LTD.	Power to control the exercise of a right to vote attached to securities and/or the power to dispose of securities as investment manager or trustee	Royal Bank of Canada		n/a	Ordinary	32,712	32,712
STATE STREET GLOBAL ADVISORS, LTD.	Power to control the exercise of a right to vote attached to securities and/or the power to dispose of securities as investment manager or trustee	State Street Bank and Trust Co		n/a	Ordinary	94,964	94,964
STATE STREET SAUDI ARABIA FINANCIAL SOLUTIONS COMPANY	Power to control the exercise of a right to vote attached to securities and/or the power to dispose of securities as investment manager or trustee	Northern Trust Company		n/a	Ordinary	1,012	1,012
STATE STREET BANK AND TRUST COMPANY	For memo pledge securities: Relevant interest under section 608(8) being the right, as lender, to dispose of shares pledged to secure a securities loan	AQR FUNDS AQR ALTERNATIVE RISK PREMIA FUND	STATE STREET BANK AND TRUST COMPANY		Ordinary	22,689	22,689
STATE STREET BANK AND TRUST COMPANY	For memo pledge securities: Relevant interest under section 608(8) being the right, as lender, to dispose of shares pledged to secure a securities loan	AQR FUNDS AQR RISK PARITY FUND	STATE STREET BANK AND TRUST COMPANY		Ordinary	8,261	8,261
STATE STREET BANK AND TRUST COMPANY	For memo pledge securities: Relevant interest under section 608(8) being the right, as lender, to dispose of shares pledged to secure a securities loan	AQR TAX ADVANTAGED GLOBAL RELAXED CONSTRAINT EQUITY FUND LP	STATE STREET BANK AND TRUST COMPANY		Ordinary	4,190	4,190
STATE STREET BANK AND TRUST COMPANY	For memo pledge securities: Relevant interest under section 608(8) being the right, as lender, to dispose of shares pledged to secure a securities loan	GMO BENCHMARK FREE FUND	STATE STREET BANK AND TRUST COMPANY		Ordinary	143,611	143,611
STATE STREET BANK AND TRUST COMPANY	For memo pledge securities: Relevant interest under section 608(8) being the right, as lender, to dispose of shares pledged to secure a securities loan	GMO STRATEGIC OPPORTUNITIES ALLOCATION FUND	STATE STREET BANK AND TRUST COMPANY		Ordinary	6,380	6,380
STATE STREET BANK AND TRUST COMPANY	For memo pledge securities: Relevant interest under section 608(8) being the right, as lender, to dispose of shares pledged to secure a securities loan	Pace International Equity Investments	STATE STREET BANK AND TRUST COMPANY		Ordinary	86,471	86,471
STATE STREET BANK AND TRUST COMPANY	For memo pledge securities: Relevant interest under section 608(8) being the right, as lender, to dispose of shares pledged to secure a securities loan	TEACHER RETIREMENT SYSTEM OF TEXAS	STATE STREET BANK AND TRUST COMPANY		Ordinary	1,745,200	1,745,200
STATE STREET BANK AND TRUST COMPANY	For Lent securities: Relevant interest under section 608(8A) being the holder of securities subject to an obligation to return under a securities lending agreement. State Street Bank and Trust Company has lent the securities and retains a relevant interest	ALLIANCE BERNSTEIN	ALLIANCE BERNSTEIN		Ordinary	66,322	66,322
STATE STREET BANK AND TRUST COMPANY	For Lent securities: Relevant interest under section 608(8A) being the holder of securities subject to an obligation to return under a securities lending agreement. State Street Bank and Trust Company has lent the securities and retains a relevant interest	ALPS ETF TRUST	ALPS ETF TRUST		Ordinary	126,120	126,120
STATE STREET BANK AND TRUST COMPANY	For Lent securities: Relevant interest under section 608(8A) being the holder of securities subject to an obligation to return under a securities lending agreement. State Street Bank and Trust Company has lent the securities and retains a relevant interest	AMERICAN CENTURY INVESTMENT MANAGEMENT, INC.	AMERICAN CENTURY INVESTMENT MANAGEMENT, INC.		Ordinary	199,964	199,964
STATE STREET BANK AND TRUST COMPANY	For Lent securities: Relevant interest under section 608(8A) being the holder of securities subject to an obligation to return under a securities lending agreement. State Street Bank and Trust Company has lent the securities and retains a relevant interest	AWARE SUPER PTY LTD AS TRUSTEE OF THE AWARE SUPER	AWARE SUPER PTY LTD AS TRUSTEE OF THE AWARE SUPER		Ordinary	1,681	1,681
STATE STREET BANK AND TRUST COMPANY	For Lent securities: Relevant interest under section 608(8A) being the holder of securities subject to an obligation to return under a securities lending agreement. State Street Bank and Trust Company has lent the securities and retains a relevant interest	CAISSE DE DEPOT ET PLACEMENT DU QUEBEC	CAISSE DE DEPOT ET PLACEMENT DU QUEBEC		Ordinary	155,669	155,669
STATE STREET BANK AND TRUST COMPANY	For Lent securities: Relevant interest under section 608(8A) being the holder of securities subject to an obligation to return under a securities lending agreement. State Street Bank and Trust Company has lent the securities and retains a relevant interest	CALSTRS	CALSTRS		Ordinary	56,580	56,580
STATE STREET BANK AND TRUST COMPANY	For Lent securities: Relevant interest under section 608(8A) being the holder of securities subject to an obligation to return under a securities lending agreement. State Street Bank and Trust Company has lent the securities and retains a relevant interest	CBI AS SUB-TRUSTEE FOR JAPAN POLICE PERSONNEL MUTUAL AID ASSOCIATION	CBI AS SUB-TRUSTEE FOR JAPAN POLICE PERSONNEL MUTUAL AID ASSOCIATION		Ordinary	331,987	331,987
STATE STREET BANK AND TRUST COMPANY	For Lent securities: Relevant interest under section 608(8A) being the holder of securities subject to an obligation to return under a securities lending agreement. State Street Bank and Trust Company has lent the securities and retains a relevant interest	CONFIDENTIAL CLIENT ASIA A	CONFIDENTIAL CLIENT ASIA A		Ordinary	308,778	308,778

STATE STREET BANK AND TRUST COMPANY	For Lent securities: Relevant interest under section 608(BA) being the holder of securities subject to an obligation to return under a securities lending agreement. State Street Bank and Trust Company has lent the securities and retains a relevant interest	CONFIDENTIAL CLIENT KK	CONFIDENTIAL CLIENT KK	Ordinary	81,838	81,838
STATE STREET BANK AND TRUST COMPANY	For Lent securities: Relevant interest under section 608(BA) being the holder of securities subject to an obligation to return under a securities lending agreement. State Street Bank and Trust Company has lent the securities and retains a relevant interest	CONFIDENTIAL CLIENT N	CONFIDENTIAL CLIENT N	Ordinary	548,161	548,161
STATE STREET BANK AND TRUST COMPANY	For Lent securities: Relevant interest under section 608(BA) being the holder of securities subject to an obligation to return under a securities lending agreement. State Street Bank and Trust Company has lent the securities and retains a relevant interest	DIMENSIONAL FUND ADVISORS	DIMENSIONAL FUND ADVISORS	Ordinary	62,944	62,944
STATE STREET BANK AND TRUST COMPANY	For Lent securities: Relevant interest under section 608(BA) being the holder of securities subject to an obligation to return under a securities lending agreement. State Street Bank and Trust Company has lent the securities and retains a relevant interest	EURIZON CAPITAL S.A.	EURIZON CAPITAL S.A.	Ordinary	36,412	36,412
STATE STREET BANK AND TRUST COMPANY	For Lent securities: Relevant interest under section 608(BA) being the holder of securities subject to an obligation to return under a securities lending agreement. State Street Bank and Trust Company has lent the securities and retains a relevant interest	FIDUCIE DESJARDINS	FIDUCIE DESJARDINS	Ordinary	30,091	30,091
STATE STREET BANK AND TRUST COMPANY	For Lent securities: Relevant interest under section 608(BA) being the holder of securities subject to an obligation to return under a securities lending agreement. State Street Bank and Trust Company has lent the securities and retains a relevant interest	HALLMARK CARDS, INC.	HALLMARK CARDS, INC.	Ordinary	7,406	7,406
STATE STREET BANK AND TRUST COMPANY	For Lent securities: Relevant interest under section 608(BA) being the holder of securities subject to an obligation to return under a securities lending agreement. State Street Bank and Trust Company has lent the securities and retains a relevant interest	HARTFORD HEALTHCARE	HARTFORD HEALTHCARE	Ordinary	60,935	60,935
STATE STREET BANK AND TRUST COMPANY	For Lent securities: Relevant interest under section 608(BA) being the holder of securities subject to an obligation to return under a securities lending agreement. State Street Bank and Trust Company has lent the securities and retains a relevant interest	JNL SERIES TRUST	JNL SERIES TRUST	Ordinary	7,182	7,182
STATE STREET BANK AND TRUST COMPANY	For Lent securities: Relevant interest under section 608(BA) being the holder of securities subject to an obligation to return under a securities lending agreement. State Street Bank and Trust Company has lent the securities and retains a relevant interest	M FUND, INC.	M FUND, INC.	Ordinary	18,518	18,518
STATE STREET BANK AND TRUST COMPANY	For Lent securities: Relevant interest under section 608(BA) being the holder of securities subject to an obligation to return under a securities lending agreement. State Street Bank and Trust Company has lent the securities and retains a relevant interest	MANAGED PENSION FUNDS LIMITED	MANAGED PENSION FUNDS LIMITED	Ordinary	222,284	222,284
STATE STREET BANK AND TRUST COMPANY	For Lent securities: Relevant interest under section 608(BA) being the holder of securities subject to an obligation to return under a securities lending agreement. State Street Bank and Trust Company has lent the securities and retains a relevant interest	MASS MUTUAL	MASS MUTUAL	Ordinary	485,677	485,677
STATE STREET BANK AND TRUST COMPANY	For Lent securities: Relevant interest under section 608(BA) being the holder of securities subject to an obligation to return under a securities lending agreement. State Street Bank and Trust Company has lent the securities and retains a relevant interest	MINNESOTA STATE BOARD OF INVESTMENT	MINNESOTA STATE BOARD OF INVESTMENT	Ordinary	81,173	81,173
STATE STREET BANK AND TRUST COMPANY	For Lent securities: Relevant interest under section 608(BA) being the holder of securities subject to an obligation to return under a securities lending agreement. State Street Bank and Trust Company has lent the securities and retains a relevant interest	MONTANA BOARD OF INVESTMENTS	MONTANA BOARD OF INVESTMENTS	Ordinary	42,810	42,810
STATE STREET BANK AND TRUST COMPANY	For Lent securities: Relevant interest under section 608(BA) being the holder of securities subject to an obligation to return under a securities lending agreement. State Street Bank and Trust Company has lent the securities and retains a relevant interest	NORTHROP GRUMMAN	NORTHROP GRUMMAN	Ordinary	25,899	25,899
STATE STREET BANK AND TRUST COMPANY	For Lent securities: Relevant interest under section 608(BA) being the holder of securities subject to an obligation to return under a securities lending agreement. State Street Bank and Trust Company has lent the securities and retains a relevant interest	PENSION BENEFIT GUARANTY CORPORATION	PENSION BENEFIT GUARANTY CORPORATION	Ordinary	502,518	502,518
STATE STREET BANK AND TRUST COMPANY	For Lent securities: Relevant interest under section 608(BA) being the holder of securities subject to an obligation to return under a securities lending agreement. State Street Bank and Trust Company has lent the securities and retains a relevant interest	RETIREMENT SYSTEMS OF ALABAMA	RETIREMENT SYSTEMS OF ALABAMA	Ordinary	8,711	8,711
STATE STREET BANK AND TRUST COMPANY	For Lent securities: Relevant interest under section 608(BA) being the holder of securities subject to an obligation to return under a securities lending agreement. State Street Bank and Trust Company has lent the securities and retains a relevant interest	SEA1	SEA1	Ordinary	86,132	86,132
STATE STREET BANK AND TRUST COMPANY	For Lent securities: Relevant interest under section 608(BA) being the holder of securities subject to an obligation to return under a securities lending agreement. State Street Bank and Trust Company has lent the securities and retains a relevant interest	SSGA SPDR ETFS EUROPE I PLC	SSGA SPDR ETFS EUROPE I PLC	Ordinary	778,165	778,165

STATE STREET BANK AND TRUST COMPANY	For Lent securities: Relevant interest under section 608(BA) being the holder of securities subject to an obligation to return under a securities lending agreement. State Street Bank and Trust Company has lent the securities and retains a relevant interest	SSGA SPDR ETFS EUROPE II PLC	SSGA SPDR ETFS EUROPE II PLC	Ordinary	216,793	216,793
STATE STREET BANK AND TRUST COMPANY	For Lent securities: Relevant interest under section 608(BA) being the holder of securities subject to an obligation to return under a securities lending agreement. State Street Bank and Trust Company has lent the securities and retains a relevant interest	SSGA SPDR INDEX SHARE FUNDS	SSGA SPDR INDEX SHARE FUNDS	Ordinary	25,405	25,405
STATE STREET BANK AND TRUST COMPANY	For Lent securities: Relevant interest under section 608(BA) being the holder of securities subject to an obligation to return under a securities lending agreement. State Street Bank and Trust Company has lent the securities and retains a relevant interest	STATE STREET GLOBAL ADVISORS FUNDS MANAGEMENT LIMITED	STATE STREET GLOBAL ADVISORS FUNDS MANAGEMENT LIMITED	Ordinary	129,671	129,671
STATE STREET BANK AND TRUST COMPANY	For Lent securities: Relevant interest under section 608(BA) being the holder of securities subject to an obligation to return under a securities lending agreement. State Street Bank and Trust Company has lent the securities and retains a relevant interest	STATE STREET GLOBAL ADVISORS LUXEMBOURG SICAV	STATE STREET GLOBAL ADVISORS LUXEMBOURG SICAV	Ordinary	3,533	3,533
STATE STREET BANK AND TRUST COMPANY	For Lent securities: Relevant interest under section 608(BA) being the holder of securities subject to an obligation to return under a securities lending agreement. State Street Bank and Trust Company has lent the securities and retains a relevant interest	T. ROWE PRICE ASSOCIATES	T. ROWE PRICE ASSOCIATES	Ordinary	11,400	11,400
STATE STREET BANK AND TRUST COMPANY	For Lent securities: Relevant interest under section 608(BA) being the holder of securities subject to an obligation to return under a securities lending agreement. State Street Bank and Trust Company has lent the securities and retains a relevant interest	TEACHER RETIREMENT SYSTEM OF TEXAS	TEACHER RETIREMENT SYSTEM OF TEXAS	Ordinary	47,815	47,815
STATE STREET BANK AND TRUST COMPANY	For Lent securities: Relevant interest under section 608(BA) being the holder of securities subject to an obligation to return under a securities lending agreement. State Street Bank and Trust Company has lent the securities and retains a relevant interest	THE EATON VANCE INVESTMENT COMPANIES	THE EATON VANCE INVESTMENT COMPANIES	Ordinary	9,516	9,516
STATE STREET BANK AND TRUST COMPANY	For Lent securities: Relevant interest under section 608(BA) being the holder of securities subject to an obligation to return under a securities lending agreement. State Street Bank and Trust Company has lent the securities and retains a relevant interest	THE WALT DISNEY COMPANY RETIREMENT PLAN MASTER TRUST	THE WALT DISNEY COMPANY RETIREMENT PLAN MASTER TRUST	Ordinary	17,397	17,397
STATE STREET BANK AND TRUST COMPANY	For Lent securities: Relevant interest under section 608(BA) being the holder of securities subject to an obligation to return under a securities lending agreement. State Street Bank and Trust Company has lent the securities and retains a relevant interest	TRANSAMERICA	TRANSAMERICA	Ordinary	91,061	91,061
STATE STREET BANK AND TRUST COMPANY	For Lent securities: Relevant interest under section 608(BA) being the holder of securities subject to an obligation to return under a securities lending agreement. State Street Bank and Trust Company has lent the securities and retains a relevant interest	UBS (IRL) ETF PLC	UBS (IRL) ETF PLC	Ordinary	30,057	30,057
STATE STREET BANK AND TRUST COMPANY	For Lent securities: Relevant interest under section 608(BA) being the holder of securities subject to an obligation to return under a securities lending agreement. State Street Bank and Trust Company has lent the securities and retains a relevant interest	UBS (LUX) FUND SOLUTIONS	UBS (LUX) FUND SOLUTIONS	Ordinary	96,378	96,378
STATE STREET BANK AND TRUST COMPANY	For Lent securities: Relevant interest under section 608(BA) being the holder of securities subject to an obligation to return under a securities lending agreement. State Street Bank and Trust Company has lent the securities and retains a relevant interest	VALIC	VALIC	Ordinary	26,989	26,989
STATE STREET BANK AND TRUST COMPANY	For Lent securities: Relevant interest under section 608(BA) being the holder of securities subject to an obligation to return under a securities lending agreement. State Street Bank and Trust Company has lent the securities and retains a relevant interest	VANECK ETF FUNDS	VANECK ETF FUNDS	Ordinary	14,509	14,509
STATE STREET BANK AND TRUST COMPANY	For collateral securities: Relevant interest under section 608(BA) being the right, as lender, to dispose of shares transferred to secure a securities loan	THE BANK OF AMERICA GROUP	THE BANK OF AMERICA GROUP	Ordinary	11,000	11,000
STATE STREET BANK AND TRUST COMPANY	For collateral securities: Relevant interest under section 608(BA) being the right, as lender, to dispose of shares transferred to secure a securities loan	THE ING GROUP	THE ING GROUP	Ordinary	1,764,688	1,764,688
STATE STREET BANK AND TRUST COMPANY	For collateral securities: Relevant interest under section 608(BA) being the right, as lender, to dispose of shares transferred to secure a securities loan	THE MACQUARIE GROUP	THE MACQUARIE GROUP	Ordinary	640,200	640,200
STATE STREET BANK AND TRUST COMPANY	For collateral securities: Relevant interest under section 608(BA) being the right, as lender, to dispose of shares transferred to secure a securities loan	THE RBC GROUP	THE RBC GROUP	Ordinary	607,622	607,622
STATE STREET BANK AND TRUST COMPANY	For collateral securities: Relevant interest under section 608(BA) being the right, as lender, to dispose of shares transferred to secure a securities loan	THE SOCIETE GENERALE GROUP	THE SOCIETE GENERALE GROUP	Ordinary	2,386,276	2,386,276
STATE STREET BANK AND TRUST COMPANY	For collateral securities: Relevant interest under section 608(BA) being the right, as lender, to dispose of shares transferred to secure a securities loan	UBS SECURITIES AUSTRALIA LTD	UBS SECURITIES AUSTRALIA LTD	Ordinary	3,645,647	3,645,647



15 May 2024

Alok Maheshwary  
Authorised Signatory

3. Changes in relevant interests

Date of Change	Person whose relevant interest changed	Nature of Change	Consideration given in relation to Change	Class and number of Securities affected	Person's Votes affected
23-Aug-2022	STATE STREET GLOBAL ADVISORS (JAPAN) CO., LTD.	Purchase	41.46	Ordinary 828	828
31-Aug-2022	STATE STREET GLOBAL ADVISORS (JAPAN) CO., LTD.	Purchase	40.60	Ordinary 37,060	37,060
31-Aug-2022	STATE STREET GLOBAL ADVISORS (JAPAN) CO., LTD.	Purchase	40.66	Ordinary 2,923	2,923
06-Sep-2022	STATE STREET GLOBAL ADVISORS (JAPAN) CO., LTD.	Sale	37.27	Ordinary (856)	(856)
09-Sep-2022	STATE STREET GLOBAL ADVISORS (JAPAN) CO., LTD.	In specie application	n/a	Ordinary 974,165	974,165
09-Sep-2022	STATE STREET GLOBAL ADVISORS (JAPAN) CO., LTD.	In specie application	n/a	Ordinary 227,276	227,276
12-Sep-2022	STATE STREET GLOBAL ADVISORS (JAPAN) CO., LTD.	Sale	23.34	Ordinary (264,399)	(264,399)
15-Sep-2022	STATE STREET GLOBAL ADVISORS (JAPAN) CO., LTD.	Sale	22.77	Ordinary (10,051)	(10,051)
20-Sep-2022	STATE STREET GLOBAL ADVISORS (JAPAN) CO., LTD.	Sale	22.50	Ordinary (236,949)	(236,949)
30-Sep-2022	STATE STREET GLOBAL ADVISORS (JAPAN) CO., LTD.	Purchase	38.52	Ordinary 73,368	73,368
06-Oct-2022	STATE STREET GLOBAL ADVISORS (JAPAN) CO., LTD.	Purchase	40.73	Ordinary 179,885	179,885
11-Oct-2022	STATE STREET GLOBAL ADVISORS (JAPAN) CO., LTD.	Purchase	39.92	Ordinary 20,718	20,718
28-Oct-2022	STATE STREET GLOBAL ADVISORS (JAPAN) CO., LTD.	Sale	20.60	Ordinary (134,815)	(134,815)
31-Oct-2022	STATE STREET GLOBAL ADVISORS (JAPAN) CO., LTD.	Sale	20.77	Ordinary (6,762)	(6,762)
02-Nov-2022	STATE STREET GLOBAL ADVISORS (JAPAN) CO., LTD.	Sale	21.54	Ordinary (165,925)	(165,925)
07-Nov-2022	STATE STREET GLOBAL ADVISORS (JAPAN) CO., LTD.	Sale	23.24	Ordinary (170,681)	(170,681)
11-Nov-2022	STATE STREET GLOBAL ADVISORS (JAPAN) CO., LTD.	In specie application	n/a	Ordinary 13,596	13,596
13-Nov-2022	STATE STREET GLOBAL ADVISORS (JAPAN) CO., LTD.	In specie application	n/a	Ordinary (13,596)	(13,596)
14-Nov-2022	STATE STREET GLOBAL ADVISORS (JAPAN) CO., LTD.	Sale	24.96	Ordinary (253)	(253)
23-Nov-2022	STATE STREET GLOBAL ADVISORS (JAPAN) CO., LTD.	Purchase	43.92	Ordinary 701	701
24-Nov-2022	STATE STREET GLOBAL ADVISORS (JAPAN) CO., LTD.	Sale	24.68	Ordinary (13,596)	(13,596)
30-Nov-2022	STATE STREET GLOBAL ADVISORS (JAPAN) CO., LTD.	Purchase	45.52	Ordinary 52,667	52,667
02-Dec-2022	STATE STREET GLOBAL ADVISORS (JAPAN) CO., LTD.	Sale	23.51	Ordinary (1,396)	(1,396)
02-Dec-2022	STATE STREET GLOBAL ADVISORS (JAPAN) CO., LTD.	Sale	45.94	Ordinary (129,856)	(129,856)
08-Dec-2022	STATE STREET GLOBAL ADVISORS (JAPAN) CO., LTD.	Sale	46.32	Ordinary (193,042)	(193,042)
09-Dec-2022	STATE STREET GLOBAL ADVISORS (JAPAN) CO., LTD.	Sale	47.39	Ordinary (194,245)	(194,245)
12-Dec-2022	STATE STREET GLOBAL ADVISORS (JAPAN) CO., LTD.	Sale	46.78	Ordinary (179,891)	(179,891)
13-Dec-2022	STATE STREET GLOBAL ADVISORS (JAPAN) CO., LTD.	Purchase	46.08	Ordinary 23,201	23,201
22-Dec-2022	STATE STREET GLOBAL ADVISORS (JAPAN) CO., LTD.	Purchase	46.33	Ordinary 147,564	147,564
23-Dec-2022	STATE STREET GLOBAL ADVISORS (JAPAN) CO., LTD.	Purchase	46.05	Ordinary 142,764	142,764
05-Jan-2023	STATE STREET GLOBAL ADVISORS (JAPAN) CO., LTD.	Purchase	46.00	Ordinary 109,117	109,117
10-Jan-2023	STATE STREET GLOBAL ADVISORS (JAPAN) CO., LTD.	Purchase	47.80	Ordinary 6,245	6,245
17-Jan-2023	STATE STREET GLOBAL ADVISORS (JAPAN) CO., LTD.	Purchase	49.14	Ordinary 806	806
07-Feb-2023	STATE STREET GLOBAL ADVISORS (JAPAN) CO., LTD.	Sale	48.06	Ordinary (171,960)	(171,960)
28-Feb-2023	STATE STREET GLOBAL ADVISORS (JAPAN) CO., LTD.	Purchase	45.20	Ordinary 41,138	41,138
28-Feb-2023	STATE STREET GLOBAL ADVISORS (JAPAN) CO., LTD.	Sale	45.20	Ordinary (3,694)	(3,694)
09-Mar-2023	STATE STREET GLOBAL ADVISORS (JAPAN) CO., LTD.	Sale	25.72	Ordinary (47,265)	(47,265)
14-Mar-2023	STATE STREET GLOBAL ADVISORS (JAPAN) CO., LTD.	Purchase	45.03	Ordinary 17,497	17,497
22-Mar-2023	STATE STREET GLOBAL ADVISORS (JAPAN) CO., LTD.	Sale	43.84	Ordinary (695)	(695)
19-Apr-2023	STATE STREET GLOBAL ADVISORS (JAPAN) CO., LTD.	Purchase	47.27	Ordinary 728	728
27-Apr-2023	STATE STREET GLOBAL ADVISORS (JAPAN) CO., LTD.	Purchase	44.33	Ordinary 18,898	18,898
25-May-2023	STATE STREET GLOBAL ADVISORS (JAPAN) CO., LTD.	Sale	23.23	Ordinary (14,675)	(14,675)
31-May-2023	STATE STREET GLOBAL ADVISORS (JAPAN) CO., LTD.	Purchase	42.02	Ordinary 35,340	35,340
31-May-2023	STATE STREET GLOBAL ADVISORS (JAPAN) CO., LTD.	Sale	22.11	Ordinary (6,549)	(6,549)
13-Jun-2023	STATE STREET GLOBAL ADVISORS (JAPAN) CO., LTD.	Sale	24.29	Ordinary (6,589)	(6,589)
16-Jun-2023	STATE STREET GLOBAL ADVISORS (JAPAN) CO., LTD.	Purchase	46.42	Ordinary 323,010	323,010
22-Jun-2023	STATE STREET GLOBAL ADVISORS (JAPAN) CO., LTD.	Purchase	45.13	Ordinary 34,857	34,857
29-Jun-2023	STATE STREET GLOBAL ADVISORS (JAPAN) CO., LTD.	Sale	45.07	Ordinary (150,117)	(150,117)
30-Jun-2023	STATE STREET GLOBAL ADVISORS (JAPAN) CO., LTD.	Sale	23.40	Ordinary (4,308)	(4,308)
05-Jul-2023	STATE STREET GLOBAL ADVISORS (JAPAN) CO., LTD.	Sale	23.50	Ordinary (30,143)	(30,143)
05-Jul-2023	STATE STREET GLOBAL ADVISORS (JAPAN) CO., LTD.	Sale	45.07	Ordinary (197,434)	(197,434)
07-Jul-2023	STATE STREET GLOBAL ADVISORS (JAPAN) CO., LTD.	Sale	22.53	Ordinary (65,332)	(65,332)
07-Jul-2023	STATE STREET GLOBAL ADVISORS (JAPAN) CO., LTD.	Sale	22.58	Ordinary (6,915)	(6,915)
10-Jul-2023	STATE STREET GLOBAL ADVISORS (JAPAN) CO., LTD.	Sale	42.89	Ordinary (138,390)	(138,390)
24-Jul-2023	STATE STREET GLOBAL ADVISORS (JAPAN) CO., LTD.	Purchase	45.34	Ordinary 8,360	8,360
02-Aug-2023	STATE STREET GLOBAL ADVISORS (JAPAN) CO., LTD.	Sale	45.96	Ordinary (404,127)	(404,127)
03-Aug-2023	STATE STREET GLOBAL ADVISORS (JAPAN) CO., LTD.	Sale	23.58	Ordinary (1,877)	(1,877)
31-Aug-2023	STATE STREET GLOBAL ADVISORS (JAPAN) CO., LTD.	Purchase	44.79	Ordinary 3,586	3,586
31-Aug-2023	STATE STREET GLOBAL ADVISORS (JAPAN) CO., LTD.	Purchase	44.85	Ordinary 29,834	29,834
31-Aug-2023	STATE STREET GLOBAL ADVISORS (JAPAN) CO., LTD.	Sale	22.74	Ordinary (1,741)	(1,741)
08-Sep-2023	STATE STREET GLOBAL ADVISORS (JAPAN) CO., LTD.	Sale	22.97	Ordinary (6,421)	(6,421)
12-Sep-2023	STATE STREET GLOBAL ADVISORS (JAPAN) CO., LTD.	Purchase	44.19	Ordinary 28,960	28,960
27-Sep-2023	STATE STREET GLOBAL ADVISORS (JAPAN) CO., LTD.	Purchase	43.45	Ordinary 60,059	60,059
28-Sep-2023	STATE STREET GLOBAL ADVISORS (JAPAN) CO., LTD.	Purchase	43.84	Ordinary 59,620	59,620
29-Sep-2023	STATE STREET GLOBAL ADVISORS (JAPAN) CO., LTD.	Purchase	44.25	Ordinary 5,374	5,374
03-Oct-2023	STATE STREET GLOBAL ADVISORS (JAPAN) CO., LTD.	Sale	22.80	Ordinary (3,630)	(3,630)
11-Oct-2023	STATE STREET GLOBAL ADVISORS (JAPAN) CO., LTD.	Purchase	46.29	Ordinary 24,623	24,623
11-Oct-2023	STATE STREET GLOBAL ADVISORS (JAPAN) CO., LTD.	Sale	44.73	Ordinary (603)	(603)
25-Oct-2023	STATE STREET GLOBAL ADVISORS (JAPAN) CO., LTD.	Sale	23.53	Ordinary (3,331)	(3,331)
26-Oct-2023	STATE STREET GLOBAL ADVISORS (JAPAN) CO., LTD.	Sale	23.38	Ordinary (2,289)	(2,289)
06-Nov-2023	STATE STREET GLOBAL ADVISORS (JAPAN) CO., LTD.	Purchase	45.44	Ordinary 14,221	14,221
30-Nov-2023	STATE STREET GLOBAL ADVISORS (JAPAN) CO., LTD.	Purchase	46.29	Ordinary 4,703	4,703
30-Nov-2023	STATE STREET GLOBAL ADVISORS (JAPAN) CO., LTD.	Purchase	46.29	Ordinary 14,524	14,524
30-Nov-2023	STATE STREET GLOBAL ADVISORS (JAPAN) CO., LTD.	Purchase	46.20	Ordinary 2,308	2,308
30-Nov-2023	STATE STREET GLOBAL ADVISORS (JAPAN) CO., LTD.	Purchase	46.30	Ordinary 7,781	7,781
30-Nov-2023	STATE STREET GLOBAL ADVISORS (JAPAN) CO., LTD.	Sale	24.04	Ordinary (2,506)	(2,506)
06-Dec-2023	STATE STREET GLOBAL ADVISORS (JAPAN) CO., LTD.	Sale	47.24	Ordinary (58,129)	(58,129)
12-Dec-2023	STATE STREET GLOBAL ADVISORS (JAPAN) CO., LTD.	Purchase	47.56	Ordinary 21,762	21,762
10-Jan-2024	STATE STREET GLOBAL ADVISORS (JAPAN) CO., LTD.	Sale	26.90	Ordinary (7,105)	(7,105)
23-Jan-2024	STATE STREET GLOBAL ADVISORS (JAPAN) CO., LTD.	Sale	24.10	Ordinary (11,493)	(11,493)
24-Jan-2024	STATE STREET GLOBAL ADVISORS (JAPAN) CO., LTD.	Sale	24.47	Ordinary (7,020)	(7,020)
26-Jan-2024	STATE STREET GLOBAL ADVISORS (JAPAN) CO., LTD.	Sale	24.16	Ordinary (3,592)	(3,592)
31-Jan-2024	STATE STREET GLOBAL ADVISORS (JAPAN) CO., LTD.	Sale	24.30	Ordinary (4,955)	(4,955)
31-Jan-2024	STATE STREET GLOBAL ADVISORS (JAPAN) CO., LTD.	Sale	47.23	Ordinary (125,700)	(125,700)
07-Feb-2024	STATE STREET GLOBAL ADVISORS (JAPAN) CO., LTD.	Purchase	46.44	Ordinary 2,660	2,660
08-Feb-2024	STATE STREET GLOBAL ADVISORS (JAPAN) CO., LTD.	Sale	23.80	Ordinary (32,355)	(32,355)
15-Feb-2024	STATE STREET GLOBAL ADVISORS (JAPAN) CO., LTD.	Sale	23.55	Ordinary (35,403)	(35,403)
21-Feb-2024	STATE STREET GLOBAL ADVISORS (JAPAN) CO., LTD.	Sale	22.83	Ordinary (38,872)	(38,872)
27-Feb-2024	STATE STREET GLOBAL ADVISORS (JAPAN) CO., LTD.	Sale	44.00	Ordinary (112,859)	(112,859)
28-Feb-2024	STATE STREET GLOBAL ADVISORS (JAPAN) CO., LTD.	Sale	22.45	Ordinary (51,617)	(51,617)
29-Feb-2024	STATE STREET GLOBAL ADVISORS (JAPAN) CO., LTD.	Purchase	43.93	Ordinary 27,791	27,791
29-Feb-2024	STATE STREET GLOBAL ADVISORS (JAPAN) CO., LTD.	Sale	43.93	Ordinary (3,245)	(3,245)
29-Feb-2024	STATE STREET GLOBAL ADVISORS (JAPAN) CO., LTD.	Sale	43.93	Ordinary (3,168)	(3,168)
29-Feb-2024	STATE STREET GLOBAL ADVISORS (JAPAN) CO., LTD.	Sale	43.93	Ordinary (122,680)	(122,680)
06-Mar-2024	STATE STREET GLOBAL ADVISORS (JAPAN) CO., LTD.	Sale	44.39	Ordinary (47,301)	(47,301)
08-Mar-2024	STATE STREET GLOBAL ADVISORS (JAPAN) CO., LTD.	Sale	43.95	Ordinary (443)	(443)
12-Mar-2024	STATE STREET GLOBAL ADVISORS (JAPAN) CO., LTD.	Purchase	42.52	Ordinary 19,801	19,801
14-Mar-2024	STATE STREET GLOBAL ADVISORS (JAPAN) CO., LTD.	Sale	43.06	Ordinary (673)	(673)
18-Mar-2024	STATE STREET GLOBAL ADVISORS (JAPAN) CO., LTD.	Sale	22.04	Ordinary (8,598)	(8,598)
18-Mar-2024	STATE STREET GLOBAL ADVISORS (JAPAN) CO., LTD.	Sale	22.04	Ordinary (1,931)	(1,931)
21-Mar-2024	STATE STREET GLOBAL ADVISORS (JAPAN) CO., LTD.	Sale	22.90	Ordinary (28,157)	(28,157)
22-Mar-2024	STATE STREET GLOBAL ADVISORS (JAPAN) CO., LTD.	Sale	22.74	Ordinary (1,840)	(1,840)
25-Mar-2024	STATE STREET GLOBAL ADVISORS (JAPAN) CO., LTD.	Sale	22.64	Ordinary (22,640)	(22,640)
02-Apr-2024	STATE STREET GLOBAL ADVISORS (JAPAN) CO., LTD.	Sale	23.28	Ordinary (9,222)	(9,222)
03-Apr-2024	STATE STREET GLOBAL ADVISORS (JAPAN) CO., LTD.	Sale	23.21	Ordinary (7,432)	(7,432)
17-Apr-2024	STATE STREET GLOBAL ADVISORS (JAPAN) CO., LTD.	Sale	23.65	Ordinary (2,898)	(2,898)
30-Apr-2024	STATE STREET GLOBAL ADVISORS (JAPAN) CO., LTD.	Sale	22.23	Ordinary (10,823)	(10,823)
30-Apr-2024	STATE STREET GLOBAL ADVISORS (JAPAN) CO., LTD.	Sale	43.03	Ordinary (1,511)	(1,511)
30-Apr-2024	STATE STREET GLOBAL ADVISORS (JAPAN) CO., LTD.	Sale	43.08	Ordinary (117,917)	(117,917)
02-May-2024	STATE STREET GLOBAL ADVISORS (JAPAN) CO., LTD.	Sale	22.23	Ordinary (43,440)	(43,440)
02-May-2024	STATE STREET GLOBAL ADVISORS (JAPAN) CO., LTD.	Sale	42.41	Ordinary (86,676)	(86,676)
31-Aug-2022	STATE STREET GLOBAL ADVISORS ASIA LIMITED	Purchase	23.60	Ordinary 1,960	1,960
16-Sep-2022	STATE STREET GLOBAL ADVISORS ASIA LIMITED	Purchase	38.04	Ordinary 9,346	9,346
16-Sep-2022	STATE STREET GLOBAL ADVISORS ASIA LIMITED	Sale	38.04	Ordinary (2,546)	(2,546)
31-Oct-2022	STATE STREET GLOBAL ADVISORS ASIA LIMITED	Sale	20.77	Ordinary (31,827)	(31,827)
01-Nov-2022	STATE STREET GLOBAL ADVISORS ASIA LIMITED	Sale	36.43	Ordinary (1,369)	(1,369)
20-Nov-2022	STATE STREET GLOBAL ADVISORS ASIA LIMITED	Sale	25.29	Ordinary (25,085)	(25,085)
30-Nov-2022	STATE STREET GLOBAL ADVISORS ASIA LIMITED	Purchase	45.52	Ordinary 6,848	6,848
18-Jan-2023	STATE STREET GLOBAL ADVISORS ASIA LIMITED	Sale	49.08	Ordinary (2,573)	(2,573)
18-Jan-2023	STATE STREET GLOBAL ADVISORS ASIA LIMITED	Sale	49.08	Ordinary (4,385)	(4,385)
18-Jan-2023	STATE STREET GLOBAL ADVISORS ASIA LIMITED	Sale	49.08	Ordinary (3,351)	(3,351)
28-Feb-2023	STATE STREET GLOBAL ADVISORS ASIA LIMITED	Purchase	45.20	Ordinary 1,688	1,688
28-Feb-2023	STATE STREET GLOBAL ADVISORS ASIA LIMITED	Sale	45.20	Ordinary (2,978)	(2,978)
17-Mar-2023	STATE STREET GLOBAL ADVISORS ASIA LIMITED	Sale	45.30	Ordinary (15,055)	(15,055)
19-Apr-2023	STATE STREET GLOBAL ADVISORS ASIA LIMITED	Purchase	47.27	Ordinary 17,193	17,193
10-May-2023	STATE STREET GLOBAL ADVISORS ASIA LIMITED	Sale	44.45	Ordinary (637)	(637)
23-May-2023	STATE STREET GLOBAL ADVISORS ASIA LIMITED	Sale	43.80	Ordinary (28,214)	(28,214)
31-May-2023	STATE STREET GLOBAL ADVISORS ASIA LIMITED	Purchase	42.02	Ordinary 29,029	29,029
31-May-2023	STATE STREET GLOBAL ADVISORS ASIA LIMITED	Purchase	42.11	Ordinary 2,130	2,130
10-Jul-2023	STATE STREET GLOBAL ADVISORS ASIA LIMITED	Sale	22.32	Ordinary (12,990)	(12,990)
21-Jul-2023	STATE STREET GLOBAL ADVISORS ASIA LIMITED	Sale	23.51	Ordinary (522)	(522)
15-Aug-2023	STATE STREET GLOBAL ADVISORS ASIA LIMITED	Sale	22.43	Ordinary (48,564)	(48,564)
31-Aug-2023	STATE STREET GLOBAL ADVISORS ASIA LIMITED	Purchase	44.79	Ordinary 14,140	14,140
05-Sep-2023	STATE STREET GLOBAL ADVISORS ASIA LIMITED	Sale	46.10	Ordinary (7,039)	(7,039)

20-Sep-2023	STATE STREET GLOBAL ADVISORS ASIA LIMITED	Sale	23.54	Ordinary	(16,940)	(16,940)
20-Sep-2023	STATE STREET GLOBAL ADVISORS ASIA LIMITED	Sale	44.64	Ordinary	(30,508)	(30,508)
22-Sep-2023	STATE STREET GLOBAL ADVISORS ASIA LIMITED	Sale	44.34	Ordinary	(51,279)	(51,279)
20-Oct-2023	STATE STREET GLOBAL ADVISORS ASIA LIMITED	Sale	44.43	Ordinary	(146,031)	(146,031)
26-Oct-2023	STATE STREET GLOBAL ADVISORS ASIA LIMITED	Purchase	44.93	Ordinary	10,819	10,819
08-Nov-2023	STATE STREET GLOBAL ADVISORS ASIA LIMITED	Purchase	44.70	Ordinary	25,037	25,037
09-Nov-2023	STATE STREET GLOBAL ADVISORS ASIA LIMITED	Purchase	44.95	Ordinary	25,786	25,786
13-Nov-2023	STATE STREET GLOBAL ADVISORS ASIA LIMITED	Purchase	45.40	Ordinary	12,949	12,949
14-Nov-2023	STATE STREET GLOBAL ADVISORS ASIA LIMITED	Purchase	46.02	Ordinary	21,404	21,404
15-Nov-2023	STATE STREET GLOBAL ADVISORS ASIA LIMITED	Purchase	46.84	Ordinary	27,698	27,698
16-Nov-2023	STATE STREET GLOBAL ADVISORS ASIA LIMITED	Purchase	46.58	Ordinary	19,760	19,760
17-Nov-2023	STATE STREET GLOBAL ADVISORS ASIA LIMITED	Purchase	46.61	Ordinary	30,457	30,457
24-Nov-2023	STATE STREET GLOBAL ADVISORS ASIA LIMITED	Sale	47.21	Ordinary	(2,360)	(2,360)
28-Nov-2023	STATE STREET GLOBAL ADVISORS ASIA LIMITED	Sale	46.43	Ordinary	(2,567)	(2,567)
19-Jan-2024	STATE STREET GLOBAL ADVISORS ASIA LIMITED	Sale	45.73	Ordinary	(54,948)	(54,948)
19-Jan-2024	STATE STREET GLOBAL ADVISORS ASIA LIMITED	Sale	45.73	Ordinary	(34,902)	(34,902)
29-Feb-2024	STATE STREET GLOBAL ADVISORS ASIA LIMITED	Purchase	43.93	Ordinary	4,130	4,130
08-Mar-2024	STATE STREET GLOBAL ADVISORS ASIA LIMITED	Sale	22.36	Ordinary	(863)	(863)
15-Mar-2024	STATE STREET GLOBAL ADVISORS ASIA LIMITED	Purchase	21.75	Ordinary	8,941	8,941
15-Mar-2024	STATE STREET GLOBAL ADVISORS ASIA LIMITED	Purchase	42.41	Ordinary	21,175	21,175
22-Aug-2022	STATE STREET GLOBAL ADVISORS EUROPE LIMITED	Sale	41.35	Ordinary	(3,571)	(3,571)
24-Aug-2022	STATE STREET GLOBAL ADVISORS EUROPE LIMITED	Sale	41.91	Ordinary	(1,058)	(1,058)
31-Aug-2022	STATE STREET GLOBAL ADVISORS EUROPE LIMITED	Purchase	40.60	Ordinary	794	794
31-Aug-2022	STATE STREET GLOBAL ADVISORS EUROPE LIMITED	Purchase	40.67	Ordinary	240	240
31-Aug-2022	STATE STREET GLOBAL ADVISORS EUROPE LIMITED	Sale	40.60	Ordinary	(272,662)	(272,662)
31-Aug-2022	STATE STREET GLOBAL ADVISORS EUROPE LIMITED	Sale	40.60	Ordinary	(26,649)	(26,649)
31-Aug-2022	STATE STREET GLOBAL ADVISORS EUROPE LIMITED	Sale	40.60	Ordinary	(13,049)	(13,049)
01-Sep-2022	STATE STREET GLOBAL ADVISORS EUROPE LIMITED	Sale	37.51	Ordinary	(1,450)	(1,450)
05-Sep-2022	STATE STREET GLOBAL ADVISORS EUROPE LIMITED	Sale	37.91	Ordinary	(781)	(781)
08-Sep-2022	STATE STREET GLOBAL ADVISORS EUROPE LIMITED	Purchase	36.92	Ordinary	486	486
09-Sep-2022	STATE STREET GLOBAL ADVISORS EUROPE LIMITED	Sale	38.09	Ordinary	(11,893)	(11,893)
12-Sep-2022	STATE STREET GLOBAL ADVISORS EUROPE LIMITED	Sale	39.41	Ordinary	(1,388)	(1,388)
13-Sep-2022	STATE STREET GLOBAL ADVISORS EUROPE LIMITED	Sale	39.30	Ordinary	(2,820)	(2,820)
14-Sep-2022	STATE STREET GLOBAL ADVISORS EUROPE LIMITED	Purchase	38.60	Ordinary	1,458	1,458
16-Sep-2022	STATE STREET GLOBAL ADVISORS EUROPE LIMITED	Sale	38.04	Ordinary	(3,114)	(3,114)
20-Sep-2022	STATE STREET GLOBAL ADVISORS EUROPE LIMITED	Sale	39.18	Ordinary	(3,601)	(3,601)
21-Sep-2022	STATE STREET GLOBAL ADVISORS EUROPE LIMITED	Sale	37.96	Ordinary	(11,639)	(11,639)
21-Sep-2022	STATE STREET GLOBAL ADVISORS EUROPE LIMITED	Sale	37.96	Ordinary	(336)	(336)
23-Sep-2022	STATE STREET GLOBAL ADVISORS EUROPE LIMITED	Purchase	38.17	Ordinary	486	486
26-Sep-2022	STATE STREET GLOBAL ADVISORS EUROPE LIMITED	Purchase	38.20	Ordinary	10,692	10,692
27-Sep-2022	STATE STREET GLOBAL ADVISORS EUROPE LIMITED	Purchase	37.20	Ordinary	972	972
28-Sep-2022	STATE STREET GLOBAL ADVISORS EUROPE LIMITED	Sale	37.90	Ordinary	(962)	(962)
29-Sep-2022	STATE STREET GLOBAL ADVISORS EUROPE LIMITED	Sale	38.17	Ordinary	(762)	(762)
30-Sep-2022	STATE STREET GLOBAL ADVISORS EUROPE LIMITED	Purchase	38.52	Ordinary	998	998
30-Sep-2022	STATE STREET GLOBAL ADVISORS EUROPE LIMITED	Sale	38.52	Ordinary	(14,857)	(14,857)
04-Oct-2022	STATE STREET GLOBAL ADVISORS EUROPE LIMITED	Sale	40.07	Ordinary	(5,259)	(5,259)
05-Oct-2022	STATE STREET GLOBAL ADVISORS EUROPE LIMITED	Purchase	40.50	Ordinary	2,184	2,184
07-Oct-2022	STATE STREET GLOBAL ADVISORS EUROPE LIMITED	Sale	39.92	Ordinary	(1,144)	(1,144)
11-Oct-2022	STATE STREET GLOBAL ADVISORS EUROPE LIMITED	Purchase	39.92	Ordinary	5,357	5,357
11-Oct-2022	STATE STREET GLOBAL ADVISORS EUROPE LIMITED	Sale	39.92	Ordinary	(2,189)	(2,189)
11-Oct-2022	STATE STREET GLOBAL ADVISORS EUROPE LIMITED	Sale	39.93	Ordinary	(391)	(391)
12-Oct-2022	STATE STREET GLOBAL ADVISORS EUROPE LIMITED	Purchase	39.54	Ordinary	8,273	8,273
12-Oct-2022	STATE STREET GLOBAL ADVISORS EUROPE LIMITED	Sale	39.54	Ordinary	(963)	(963)
14-Oct-2022	STATE STREET GLOBAL ADVISORS EUROPE LIMITED	Purchase	39.63	Ordinary	12,175	12,175
18-Oct-2022	STATE STREET GLOBAL ADVISORS EUROPE LIMITED	Sale	39.63	Ordinary	(15,118)	(15,118)
20-Oct-2022	STATE STREET GLOBAL ADVISORS EUROPE LIMITED	Sale	38.35	Ordinary	(5,866)	(5,866)
20-Oct-2022	STATE STREET GLOBAL ADVISORS EUROPE LIMITED	Sale	38.35	Ordinary	(2,159)	(2,159)
21-Oct-2022	STATE STREET GLOBAL ADVISORS EUROPE LIMITED	Sale	38.07	Ordinary	(3,755)	(3,755)
25-Oct-2022	STATE STREET GLOBAL ADVISORS EUROPE LIMITED	Sale	38.50	Ordinary	(1,567)	(1,567)
28-Oct-2022	STATE STREET GLOBAL ADVISORS EUROPE LIMITED	Purchase	37.90	Ordinary	2,585	2,585
31-Oct-2022	STATE STREET GLOBAL ADVISORS EUROPE LIMITED	Sale	37.36	Ordinary	(9,336)	(9,336)
01-Nov-2022	STATE STREET GLOBAL ADVISORS EUROPE LIMITED	Sale	38.42	Ordinary	(1,139)	(1,139)
02-Nov-2022	STATE STREET GLOBAL ADVISORS EUROPE LIMITED	Purchase	39.24	Ordinary	5,797	5,797
04-Nov-2022	STATE STREET GLOBAL ADVISORS EUROPE LIMITED	Sale	38.56	Ordinary	(35)	(35)
04-Nov-2022	STATE STREET GLOBAL ADVISORS EUROPE LIMITED	Sale	38.56	Ordinary	(4,542)	(4,542)
07-Nov-2022	STATE STREET GLOBAL ADVISORS EUROPE LIMITED	Purchase	40.91	Ordinary	976	976
07-Nov-2022	STATE STREET GLOBAL ADVISORS EUROPE LIMITED	Sale	40.48	Ordinary	(7,224)	(7,224)
09-Nov-2022	STATE STREET GLOBAL ADVISORS EUROPE LIMITED	Purchase	41.19	Ordinary	1,394	1,394
17-Nov-2022	STATE STREET GLOBAL ADVISORS EUROPE LIMITED	Sale	43.80	Ordinary	(20,638)	(20,638)
21-Nov-2022	STATE STREET GLOBAL ADVISORS EUROPE LIMITED	Sale	42.95	Ordinary	(732)	(732)
22-Nov-2022	STATE STREET GLOBAL ADVISORS EUROPE LIMITED	Sale	43.49	Ordinary	(5,530)	(5,530)
22-Nov-2022	STATE STREET GLOBAL ADVISORS EUROPE LIMITED	Sale	43.49	Ordinary	(14,659)	(14,659)
29-Nov-2022	STATE STREET GLOBAL ADVISORS EUROPE LIMITED	Sale	48.82	Ordinary	(5,213)	(5,213)
30-Nov-2022	STATE STREET GLOBAL ADVISORS EUROPE LIMITED	Purchase	45.52	Ordinary	11,565	11,565
30-Nov-2022	STATE STREET GLOBAL ADVISORS EUROPE LIMITED	Sale	45.52	Ordinary	(60,139)	(60,139)
01-Dec-2022	STATE STREET GLOBAL ADVISORS EUROPE LIMITED	Sale	46.48	Ordinary	(2,667)	(2,667)
06-Dec-2022	STATE STREET GLOBAL ADVISORS EUROPE LIMITED	Purchase	46.56	Ordinary	2,450	2,450
07-Dec-2022	STATE STREET GLOBAL ADVISORS EUROPE LIMITED	Sale	46.60	Ordinary	(1,179)	(1,179)
08-Dec-2022	STATE STREET GLOBAL ADVISORS EUROPE LIMITED	Purchase	46.23	Ordinary	10,857	10,857
09-Dec-2022	STATE STREET GLOBAL ADVISORS EUROPE LIMITED	Sale	47.48	Ordinary	(949)	(949)
12-Dec-2022	STATE STREET GLOBAL ADVISORS EUROPE LIMITED	Sale	46.79	Ordinary	(19,750)	(19,750)
16-Dec-2022	STATE STREET GLOBAL ADVISORS EUROPE LIMITED	Sale	45.67	Ordinary	(57,254)	(57,254)
16-Dec-2022	STATE STREET GLOBAL ADVISORS EUROPE LIMITED	Sale	45.67	Ordinary	(18,192)	(18,192)
16-Dec-2022	STATE STREET GLOBAL ADVISORS EUROPE LIMITED	Sale	45.89	Ordinary	(33,302)	(33,302)
19-Dec-2022	STATE STREET GLOBAL ADVISORS EUROPE LIMITED	Purchase	46.08	Ordinary	706	706
21-Dec-2022	STATE STREET GLOBAL ADVISORS EUROPE LIMITED	Purchase	46.33	Ordinary	1,643	1,643
30-Dec-2022	STATE STREET GLOBAL ADVISORS EUROPE LIMITED	Purchase	45.63	Ordinary	980	980
30-Dec-2022	STATE STREET GLOBAL ADVISORS EUROPE LIMITED	Purchase	45.64	Ordinary	1,480	1,480
04-Jan-2023	STATE STREET GLOBAL ADVISORS EUROPE LIMITED	Sale	46.04	Ordinary	(1,690)	(1,690)
06-Jan-2023	STATE STREET GLOBAL ADVISORS EUROPE LIMITED	Sale	47.51	Ordinary	(1,702)	(1,702)
11-Jan-2023	STATE STREET GLOBAL ADVISORS EUROPE LIMITED	Sale	46.51	Ordinary	(660)	(660)
12-Jan-2023	STATE STREET GLOBAL ADVISORS EUROPE LIMITED	Sale	49.38	Ordinary	(2,946)	(2,946)
18-Jan-2023	STATE STREET GLOBAL ADVISORS EUROPE LIMITED	Purchase	49.08	Ordinary	913	913
18-Jan-2023	STATE STREET GLOBAL ADVISORS EUROPE LIMITED	Purchase	49.08	Ordinary	4,385	4,385
18-Jan-2023	STATE STREET GLOBAL ADVISORS EUROPE LIMITED	Sale	49.08	Ordinary	(782)	(782)
19-Jan-2023	STATE STREET GLOBAL ADVISORS EUROPE LIMITED	Sale	49.68	Ordinary	(5,412)	(5,412)
20-Jan-2023	STATE STREET GLOBAL ADVISORS EUROPE LIMITED	Purchase	49.49	Ordinary	3,621	3,621
24-Jan-2023	STATE STREET GLOBAL ADVISORS EUROPE LIMITED	Purchase	49.71	Ordinary	1,964	1,964
01-Feb-2023	STATE STREET GLOBAL ADVISORS EUROPE LIMITED	Purchase	49.55	Ordinary	1,473	1,473
01-Feb-2023	STATE STREET GLOBAL ADVISORS EUROPE LIMITED	Sale	49.55	Ordinary	(1,362)	(1,362)
02-Feb-2023	STATE STREET GLOBAL ADVISORS EUROPE LIMITED	Purchase	48.85	Ordinary	1,964	1,964
02-Feb-2023	STATE STREET GLOBAL ADVISORS EUROPE LIMITED	Sale	48.85	Ordinary	(3,212)	(3,212)
07-Feb-2023	STATE STREET GLOBAL ADVISORS EUROPE LIMITED	Purchase	48.12	Ordinary	1,993	1,993
09-Feb-2023	STATE STREET GLOBAL ADVISORS EUROPE LIMITED	Sale	48.12	Ordinary	(1,266)	(1,266)
09-Feb-2023	STATE STREET GLOBAL ADVISORS EUROPE LIMITED	Sale	48.12	Ordinary	(2,118)	(2,118)
13-Feb-2023	STATE STREET GLOBAL ADVISORS EUROPE LIMITED	Sale	47.87	Ordinary	(9,606)	(9,606)
15-Feb-2023	STATE STREET GLOBAL ADVISORS EUROPE LIMITED	Purchase	47.94	Ordinary	984	984
15-Feb-2023	STATE STREET GLOBAL ADVISORS EUROPE LIMITED	Sale	47.94	Ordinary	(7,048)	(7,048)
16-Feb-2023	STATE STREET GLOBAL ADVISORS EUROPE LIMITED	Purchase	48.13	Ordinary	7,747	7,747
21-Feb-2023	STATE STREET GLOBAL ADVISORS EUROPE LIMITED	Purchase	48.30	Ordinary	984	984
21-Feb-2023	STATE STREET GLOBAL ADVISORS EUROPE LIMITED	Sale	48.30	Ordinary	(3,169)	(3,169)
22-Feb-2023	STATE STREET GLOBAL ADVISORS EUROPE LIMITED	Sale	48.34	Ordinary	(5,161)	(5,161)
24-Feb-2023	STATE STREET GLOBAL ADVISORS EUROPE LIMITED	Sale	45.94	Ordinary	(813)	(813)
24-Feb-2023	STATE STREET GLOBAL ADVISORS EUROPE LIMITED	Sale	45.94	Ordinary	(12,462)	(12,462)
28-Feb-2023	STATE STREET GLOBAL ADVISORS EUROPE LIMITED	Purchase	45.20	Ordinary	4,748	4,748
28-Feb-2023	STATE STREET GLOBAL ADVISORS EUROPE LIMITED	Sale	45.20	Ordinary	(1,077)	(1,077)
02-Mar-2023	STATE STREET GLOBAL ADVISORS EUROPE LIMITED	Purchase	48.05	Ordinary	7,228	7,228
03-Mar-2023	STATE STREET GLOBAL ADVISORS EUROPE LIMITED	Sale	48.32	Ordinary	(8,955)	(8,955)
07-Mar-2023	STATE STREET GLOBAL ADVISORS EUROPE LIMITED	Sale	47.93	Ordinary	(14,916)	(14,916)
09-Mar-2023	STATE STREET GLOBAL ADVISORS EUROPE LIMITED	Sale	46.59	Ordinary	(25,452)	(25,452)
13-Mar-2023	STATE STREET GLOBAL ADVISORS EUROPE LIMITED	Purchase	45.83	Ordinary	988	988
17-Mar-2023	STATE STREET GLOBAL ADVISORS EUROPE LIMITED	Purchase	45.99	Ordinary	2,850	2,850
21-Mar-2023	STATE STREET GLOBAL ADVISORS EUROPE LIMITED	Purchase	45.53	Ordinary	1,485	1,485
27-Mar-2023	STATE STREET GLOBAL ADVISORS EUROPE LIMITED	Purchase	43.55	Ordinary	3,960	3,960
29-Mar-2023	STATE STREET GLOBAL ADVISORS EUROPE LIMITED	Sale	45.00	Ordinary	(467)	(467)
30-Mar-2023	STATE STREET GLOBAL ADVISORS EUROPE LIMITED	Sale	46.08	Ordinary	(1,156)	(1,156)
31-Mar-2023	STATE STREET GLOBAL ADVISORS EUROPE LIMITED	Purchase	47.23	Ordinary	47,508	47,508
03-Apr-2023	STATE STREET GLOBAL ADVISORS EUROPE LIMITED	Purchase	46.97	Ordinary	993	993
03-Apr-2023	STATE STREET GLOBAL ADVISORS EUROPE LIMITED	Sale	46.97	Ordinary	(934)	(934)
04-Apr-2023	STATE STREET GLOBAL ADVISORS EUROPE LIMITED	Purchase	45.95	Ordinary	289	289
05-Apr-2023	STATE STREET GLOBAL ADVISORS EUROPE LIMITED	Purchase	45.24	Ordinary	1,980	1,980
05-Apr-2023	STATE STREET GLOBAL ADVISORS EUROPE LIMITED	Sale	45.24	Ordinary	(855)	(855)
12-Apr-2023	STATE STREET GLOBAL ADVISORS EUROPE LIMITED	Purchase	46.84	Ordinary	2,285	2,285
13-Apr-2023	STATE STREET GLOBAL ADVISORS EUROPE LIMITED	Purchase	46.40	Ordinary	7,266	7,266
14-Apr-2023	STATE STREET GLOBAL ADVISORS EUROPE LIMITED	Purchase	46.45	Ordinary	10,119	10,119
18-Apr-2023	STATE STREET GLOBAL ADVISORS EUROPE LIMITED	Sale	46.58	Ordinary	(3,635)	(3,635)
20-Apr-2023	STATE STREET GLOBAL ADVISORS EUROPE LIMITED	Purchase	46.07	Ordinary	861	861
21-Apr-2023	STATE STREET GLOBAL ADVISORS EUROPE LIMITED	Purchase	45.02	Ordinary	1,984	1,984
26-Apr-2023	STATE STREET GLOBAL ADVISORS EUROPE LIMITED	Purchase	44.00	Ordinary	992	992
28-Apr-2023	STATE STREET GLOBAL ADVISORS EUROPE LIMITED	Purchase	44.40	Ordinary	1,590	1,590
02-May-2023	STATE STREET GLOBAL ADVISORS EUROPE LIMITED	Purchase	43.63	Ordinary	4,859	4,859
03-May-2023	STATE STREET GLOBAL ADVISORS EUROPE LIMITED	Purchase	43.27	Ordinary	1,488	1,488
03-May-2023	STATE STREET GLOBAL ADVISORS EUROPE LIMITED	Sale	43.27	Ordinary	(2,111)	(2,111)
05-May-2023	STATE STREET GLOBAL ADVISORS EUROPE LIMITED	Purchase	44.05	Ordinary	992	992
10-May-2023	STATE STREET GLOBAL ADVISORS EUROPE LIMITED	Purchase	44.45	Ordinary	1,988	1,988



11-May-2023	STATE STREET GLOBAL ADVISORS EUROPE LIMITED	Sale	44.00	Ordinary	(3,648)	(3,648)
17-May-2023	STATE STREET GLOBAL ADVISORS EUROPE LIMITED	Sale	43.72	Ordinary	(2,088)	(2,088)
18-May-2023	STATE STREET GLOBAL ADVISORS EUROPE LIMITED	Sale	44.24	Ordinary	(7,308)	(7,308)
19-May-2023	STATE STREET GLOBAL ADVISORS EUROPE LIMITED	Purchase	44.16	Ordinary	(4,499)	(4,499)
22-May-2023	STATE STREET GLOBAL ADVISORS EUROPE LIMITED	Sale	44.20	Ordinary	(3,404)	(3,404)
23-May-2023	STATE STREET GLOBAL ADVISORS EUROPE LIMITED	Sale	43.80	Ordinary	(2,797)	(2,797)
24-May-2023	STATE STREET GLOBAL ADVISORS EUROPE LIMITED	Purchase	42.82	Ordinary	18,899	18,899
24-May-2023	STATE STREET GLOBAL ADVISORS EUROPE LIMITED	Sale	42.82	Ordinary	(2,702)	(2,702)
26-May-2023	STATE STREET GLOBAL ADVISORS EUROPE LIMITED	Purchase	42.75	Ordinary	1,494	1,494
26-May-2023	STATE STREET GLOBAL ADVISORS EUROPE LIMITED	Sale	42.75	Ordinary	(4,499)	(4,499)
31-May-2023	STATE STREET GLOBAL ADVISORS EUROPE LIMITED	Purchase	42.02	Ordinary	(3,859)	(3,859)
31-May-2023	STATE STREET GLOBAL ADVISORS EUROPE LIMITED	Sale	42.02	Ordinary	(3,200)	(3,200)
02-Jun-2023	STATE STREET GLOBAL ADVISORS EUROPE LIMITED	Purchase	43.26	Ordinary	6,760	6,760
07-Jun-2023	STATE STREET GLOBAL ADVISORS EUROPE LIMITED	Purchase	43.62	Ordinary	513	513
07-Jun-2023	STATE STREET GLOBAL ADVISORS EUROPE LIMITED	Sale	43.62	Ordinary	(3,659)	(3,659)
09-Jun-2023	STATE STREET GLOBAL ADVISORS EUROPE LIMITED	Sale	44.71	Ordinary	(5,877)	(5,877)
09-Jun-2023	STATE STREET GLOBAL ADVISORS EUROPE LIMITED	Sale	44.71	Ordinary	(3,258)	(3,258)
16-Jun-2023	STATE STREET GLOBAL ADVISORS EUROPE LIMITED	Purchase	46.42	Ordinary	5,013	5,013
16-Jun-2023	STATE STREET GLOBAL ADVISORS EUROPE LIMITED	Sale	46.45	Ordinary	(532)	(532)
19-Jun-2023	STATE STREET GLOBAL ADVISORS EUROPE LIMITED	Sale	46.10	Ordinary	(838)	(838)
21-Jun-2023	STATE STREET GLOBAL ADVISORS EUROPE LIMITED	Sale	46.22	Ordinary	(10,097)	(10,097)
22-Jun-2023	STATE STREET GLOBAL ADVISORS EUROPE LIMITED	Purchase	45.12	Ordinary	3,591	3,591
26-Jun-2023	STATE STREET GLOBAL ADVISORS EUROPE LIMITED	Purchase	45.45	Ordinary	9,130	9,130
28-Jun-2023	STATE STREET GLOBAL ADVISORS EUROPE LIMITED	Sale	45.42	Ordinary	(831)	(831)
30-Jun-2023	STATE STREET GLOBAL ADVISORS EUROPE LIMITED	Purchase	44.99	Ordinary	8,668	8,668
30-Jun-2023	STATE STREET GLOBAL ADVISORS EUROPE LIMITED	Sale	44.99	Ordinary	(884)	(884)
03-Jul-2023	STATE STREET GLOBAL ADVISORS EUROPE LIMITED	Purchase	45.26	Ordinary	2,565	2,565
03-Jul-2023	STATE STREET GLOBAL ADVISORS EUROPE LIMITED	Sale	45.26	Ordinary	(909)	(909)
05-Jul-2023	STATE STREET GLOBAL ADVISORS EUROPE LIMITED	Sale	45.91	Ordinary	(3,531)	(3,531)
07-Jul-2023	STATE STREET GLOBAL ADVISORS EUROPE LIMITED	Sale	43.31	Ordinary	(2,480)	(2,480)
10-Jul-2023	STATE STREET GLOBAL ADVISORS EUROPE LIMITED	Sale	42.72	Ordinary	(2,734)	(2,734)
11-Jul-2023	STATE STREET GLOBAL ADVISORS EUROPE LIMITED	Purchase	43.33	Ordinary	1,028	1,028
14-Jul-2023	STATE STREET GLOBAL ADVISORS EUROPE LIMITED	Sale	45.52	Ordinary	(3,663)	(3,663)
18-Jul-2023	STATE STREET GLOBAL ADVISORS EUROPE LIMITED	Purchase	44.82	Ordinary	2,056	2,056
19-Jul-2023	STATE STREET GLOBAL ADVISORS EUROPE LIMITED	Purchase	44.67	Ordinary	1,542	1,542
19-Jul-2023	STATE STREET GLOBAL ADVISORS EUROPE LIMITED	Sale	44.67	Ordinary	(3,663)	(3,663)
25-Jul-2023	STATE STREET GLOBAL ADVISORS EUROPE LIMITED	Purchase	45.82	Ordinary	2,570	2,570
31-Jul-2023	STATE STREET GLOBAL ADVISORS EUROPE LIMITED	Purchase	46.01	Ordinary	1,066	1,066
02-Aug-2023	STATE STREET GLOBAL ADVISORS EUROPE LIMITED	Purchase	46.06	Ordinary	1,871	1,871
07-Aug-2023	STATE STREET GLOBAL ADVISORS EUROPE LIMITED	Purchase	45.57	Ordinary	1,502	1,502
10-Aug-2023	STATE STREET GLOBAL ADVISORS EUROPE LIMITED	Purchase	45.78	Ordinary	1,028	1,028
11-Aug-2023	STATE STREET GLOBAL ADVISORS EUROPE LIMITED	Purchase	45.73	Ordinary	2,570	2,570
11-Aug-2023	STATE STREET GLOBAL ADVISORS EUROPE LIMITED	Sale	45.73	Ordinary	(1,290)	(1,290)
14-Aug-2023	STATE STREET GLOBAL ADVISORS EUROPE LIMITED	Sale	44.75	Ordinary	(887)	(887)
16-Aug-2023	STATE STREET GLOBAL ADVISORS EUROPE LIMITED	Purchase	43.11	Ordinary	2,056	2,056
23-Aug-2023	STATE STREET GLOBAL ADVISORS EUROPE LIMITED	Purchase	44.03	Ordinary	2,141	2,141
31-Aug-2023	STATE STREET GLOBAL ADVISORS EUROPE LIMITED	Purchase	44.79	Ordinary	1,019	1,019
31-Aug-2023	STATE STREET GLOBAL ADVISORS EUROPE LIMITED	Purchase	44.79	Ordinary	2,800	2,800
31-Aug-2023	STATE STREET GLOBAL ADVISORS EUROPE LIMITED	Purchase	44.79	Ordinary	1,186	1,186
31-Aug-2023	STATE STREET GLOBAL ADVISORS EUROPE LIMITED	Purchase	44.85	Ordinary	11,961	11,961
31-Aug-2023	STATE STREET GLOBAL ADVISORS EUROPE LIMITED	Sale	44.85	Ordinary	(1,364)	(1,364)
06-Sep-2023	STATE STREET GLOBAL ADVISORS EUROPE LIMITED	Purchase	46.10	Ordinary	1,545	1,545
12-Sep-2023	STATE STREET GLOBAL ADVISORS EUROPE LIMITED	Purchase	44.19	Ordinary	1,545	1,545
13-Sep-2023	STATE STREET GLOBAL ADVISORS EUROPE LIMITED	Purchase	43.89	Ordinary	1,545	1,545
13-Sep-2023	STATE STREET GLOBAL ADVISORS EUROPE LIMITED	Sale	43.81	Ordinary	(948)	(948)
15-Sep-2023	STATE STREET GLOBAL ADVISORS EUROPE LIMITED	Purchase	45.68	Ordinary	8,420	8,420
15-Sep-2023	STATE STREET GLOBAL ADVISORS EUROPE LIMITED	Sale	45.68	Ordinary	(9,368)	(9,368)
19-Sep-2023	STATE STREET GLOBAL ADVISORS EUROPE LIMITED	Sale	45.10	Ordinary	(8,767)	(8,767)
20-Sep-2023	STATE STREET GLOBAL ADVISORS EUROPE LIMITED	Sale	44.64	Ordinary	(890)	(890)
21-Sep-2023	STATE STREET GLOBAL ADVISORS EUROPE LIMITED	Sale	44.99	Ordinary	(1,091)	(1,091)
22-Sep-2023	STATE STREET GLOBAL ADVISORS EUROPE LIMITED	Purchase	44.34	Ordinary	1,545	1,545
22-Sep-2023	STATE STREET GLOBAL ADVISORS EUROPE LIMITED	Sale	44.34	Ordinary	(1,881)	(1,881)
27-Sep-2023	STATE STREET GLOBAL ADVISORS EUROPE LIMITED	Purchase	43.49	Ordinary	1,545	1,545
29-Sep-2023	STATE STREET GLOBAL ADVISORS EUROPE LIMITED	Purchase	44.25	Ordinary	782	782
29-Sep-2023	STATE STREET GLOBAL ADVISORS EUROPE LIMITED	Purchase	44.25	Ordinary	16,616	16,616
29-Sep-2023	STATE STREET GLOBAL ADVISORS EUROPE LIMITED	Purchase	44.25	Ordinary	784	784
03-Oct-2023	STATE STREET GLOBAL ADVISORS EUROPE LIMITED	Purchase	43.84	Ordinary	5,160	5,160
05-Oct-2023	STATE STREET GLOBAL ADVISORS EUROPE LIMITED	Purchase	43.43	Ordinary	1,545	1,545
06-Oct-2023	STATE STREET GLOBAL ADVISORS EUROPE LIMITED	Purchase	43.97	Ordinary	1,545	1,545
06-Oct-2023	STATE STREET GLOBAL ADVISORS EUROPE LIMITED	Sale	43.97	Ordinary	(1,217)	(1,217)
09-Oct-2023	STATE STREET GLOBAL ADVISORS EUROPE LIMITED	Purchase	44.03	Ordinary	2,064	2,064
10-Oct-2023	STATE STREET GLOBAL ADVISORS EUROPE LIMITED	Purchase	44.15	Ordinary	11,115	11,115
10-Oct-2023	STATE STREET GLOBAL ADVISORS EUROPE LIMITED	Sale	44.13	Ordinary	(4,042)	(4,042)
11-Oct-2023	STATE STREET GLOBAL ADVISORS EUROPE LIMITED	Purchase	44.73	Ordinary	6,192	6,192
13-Oct-2023	STATE STREET GLOBAL ADVISORS EUROPE LIMITED	Purchase	45.01	Ordinary	894	894
18-Oct-2023	STATE STREET GLOBAL ADVISORS EUROPE LIMITED	Purchase	45.88	Ordinary	7,238	7,238
23-Oct-2023	STATE STREET GLOBAL ADVISORS EUROPE LIMITED	Purchase	43.36	Ordinary	3,102	3,102
26-Oct-2023	STATE STREET GLOBAL ADVISORS EUROPE LIMITED	Purchase	44.93	Ordinary	658	658
23-Oct-2023	STATE STREET GLOBAL ADVISORS EUROPE LIMITED	Purchase	44.50	Ordinary	994	994
01-Nov-2023	STATE STREET GLOBAL ADVISORS EUROPE LIMITED	Purchase	45.19	Ordinary	517	517
03-Nov-2023	STATE STREET GLOBAL ADVISORS EUROPE LIMITED	Purchase	45.50	Ordinary	1,551	1,551
06-Nov-2023	STATE STREET GLOBAL ADVISORS EUROPE LIMITED	Sale	45.44	Ordinary	(894)	(894)
08-Nov-2023	STATE STREET GLOBAL ADVISORS EUROPE LIMITED	Purchase	44.70	Ordinary	2,068	2,068
08-Nov-2023	STATE STREET GLOBAL ADVISORS EUROPE LIMITED	Sale	44.70	Ordinary	(8,066)	(8,066)
09-Nov-2023	STATE STREET GLOBAL ADVISORS EUROPE LIMITED	Purchase	45.63	Ordinary	629	629
10-Nov-2023	STATE STREET GLOBAL ADVISORS EUROPE LIMITED	Purchase	45.27	Ordinary	5,687	5,687
14-Nov-2023	STATE STREET GLOBAL ADVISORS EUROPE LIMITED	Purchase	46.02	Ordinary	6,721	6,721
15-Nov-2023	STATE STREET GLOBAL ADVISORS EUROPE LIMITED	Purchase	46.84	Ordinary	1,034	1,034
15-Nov-2023	STATE STREET GLOBAL ADVISORS EUROPE LIMITED	Sale	46.84	Ordinary	(1,150)	(1,150)
16-Nov-2023	STATE STREET GLOBAL ADVISORS EUROPE LIMITED	Purchase	46.56	Ordinary	2,590	2,590
17-Nov-2023	STATE STREET GLOBAL ADVISORS EUROPE LIMITED	Purchase	46.61	Ordinary	3,626	3,626
20-Nov-2023	STATE STREET GLOBAL ADVISORS EUROPE LIMITED	Purchase	46.74	Ordinary	473	473
20-Nov-2023	STATE STREET GLOBAL ADVISORS EUROPE LIMITED	Sale	46.74	Ordinary	(1,479)	(1,479)
23-Nov-2023	STATE STREET GLOBAL ADVISORS EUROPE LIMITED	Sale	47.15	Ordinary	(809)	(809)
24-Nov-2023	STATE STREET GLOBAL ADVISORS EUROPE LIMITED	Purchase	47.21	Ordinary	3,633	3,633
27-Nov-2023	STATE STREET GLOBAL ADVISORS EUROPE LIMITED	Sale	46.52	Ordinary	(970)	(970)
30-Nov-2023	STATE STREET GLOBAL ADVISORS EUROPE LIMITED	Purchase	46.29	Ordinary	977	977
30-Nov-2023	STATE STREET GLOBAL ADVISORS EUROPE LIMITED	Purchase	46.29	Ordinary	9,811	9,811
30-Nov-2023	STATE STREET GLOBAL ADVISORS EUROPE LIMITED	Purchase	46.29	Ordinary	23,649	23,649
30-Nov-2023	STATE STREET GLOBAL ADVISORS EUROPE LIMITED	Purchase	46.29	Ordinary	1,560	1,560
30-Nov-2023	STATE STREET GLOBAL ADVISORS EUROPE LIMITED	Purchase	46.30	Ordinary	2,445	2,445
30-Nov-2023	STATE STREET GLOBAL ADVISORS EUROPE LIMITED	Sale	46.30	Ordinary	(7,469)	(7,469)
04-Dec-2023	STATE STREET GLOBAL ADVISORS EUROPE LIMITED	Purchase	46.52	Ordinary	1,557	1,557
05-Dec-2023	STATE STREET GLOBAL ADVISORS EUROPE LIMITED	Purchase	46.52	Ordinary	4,152	4,152
05-Dec-2023	STATE STREET GLOBAL ADVISORS EUROPE LIMITED	Sale	46.52	Ordinary	(1,514)	(1,514)
06-Dec-2023	STATE STREET GLOBAL ADVISORS EUROPE LIMITED	Purchase	47.23	Ordinary	1,038	1,038
07-Dec-2023	STATE STREET GLOBAL ADVISORS EUROPE LIMITED	Purchase	47.42	Ordinary	3,114	3,114
08-Dec-2023	STATE STREET GLOBAL ADVISORS EUROPE LIMITED	Sale	47.74	Ordinary	(980)	(980)
12-Dec-2023	STATE STREET GLOBAL ADVISORS EUROPE LIMITED	Purchase	47.56	Ordinary	8,636	8,636
13-Dec-2023	STATE STREET GLOBAL ADVISORS EUROPE LIMITED	Purchase	47.87	Ordinary	764	764
14-Dec-2023	STATE STREET GLOBAL ADVISORS EUROPE LIMITED	Purchase	48.25	Ordinary	18,165	18,165
14-Dec-2023	STATE STREET GLOBAL ADVISORS EUROPE LIMITED	Sale	48.29	Ordinary	(691)	(691)
15-Dec-2023	STATE STREET GLOBAL ADVISORS EUROPE LIMITED	Purchase	49.41	Ordinary	10,524	10,524
15-Dec-2023	STATE STREET GLOBAL ADVISORS EUROPE LIMITED	Sale	49.41	Ordinary	(1,209)	(1,209)
18-Dec-2023	STATE STREET GLOBAL ADVISORS EUROPE LIMITED	Purchase	49.34	Ordinary	13,204	13,204
19-Dec-2023	STATE STREET GLOBAL ADVISORS EUROPE LIMITED	Purchase	49.02	Ordinary	764	764
21-Dec-2023	STATE STREET GLOBAL ADVISORS EUROPE LIMITED	Sale	49.74	Ordinary	(20,184)	(20,184)
02-Jan-2024	STATE STREET GLOBAL ADVISORS EUROPE LIMITED	Purchase	50.54	Ordinary	3,120	3,120
04-Jan-2024	STATE STREET GLOBAL ADVISORS EUROPE LIMITED	Purchase	49.58	Ordinary	3,640	3,640
09-Jan-2024	STATE STREET GLOBAL ADVISORS EUROPE LIMITED	Purchase	48.97	Ordinary	6,342	6,342
16-Jan-2024	STATE STREET GLOBAL ADVISORS EUROPE LIMITED	Sale	46.50	Ordinary	(1,481)	(1,481)
17-Jan-2024	STATE STREET GLOBAL ADVISORS EUROPE LIMITED	Purchase	46.57	Ordinary	2,080	2,080
18-Jan-2024	STATE STREET GLOBAL ADVISORS EUROPE LIMITED	Purchase	45.73	Ordinary	2,600	2,600
22-Jan-2024	STATE STREET GLOBAL ADVISORS EUROPE LIMITED	Purchase	45.85	Ordinary	8,840	8,840
31-Jan-2024	STATE STREET GLOBAL ADVISORS EUROPE LIMITED	Purchase	47.27	Ordinary	2,363	2,363
31-Jan-2024	STATE STREET GLOBAL ADVISORS EUROPE LIMITED	Sale	47.27	Ordinary	(22,773)	(22,773)
05-Feb-2024	STATE STREET GLOBAL ADVISORS EUROPE LIMITED	Sale	46.45	Ordinary	(3,736)	(3,736)
06-Feb-2024	STATE STREET GLOBAL ADVISORS EUROPE LIMITED	Purchase	46.61	Ordinary	2,084	2,084
08-Feb-2024	STATE STREET GLOBAL ADVISORS EUROPE LIMITED	Sale	46.42	Ordinary	(7,472)	(7,472)
09-Feb-2024	STATE STREET GLOBAL ADVISORS EUROPE LIMITED	Purchase	46.30	Ordinary	7,815	7,815
09-Feb-2024	STATE STREET GLOBAL ADVISORS EUROPE LIMITED	Sale	46.30	Ordinary	(4,948)	(4,948)
21-Feb-2024	STATE STREET GLOBAL ADVISORS EUROPE LIMITED	Sale	44.47	Ordinary	(8,445)	(8,445)
23-Feb-2024	STATE STREET GLOBAL ADVISORS EUROPE LIMITED	Sale	44.55	Ordinary	(1,025)	(1,025)
26-Feb-2024	STATE STREET GLOBAL ADVISORS EUROPE LIMITED	Sale	44.37	Ordinary	(11,496)	(11,496)
27-Feb-2024	STATE STREET GLOBAL ADVISORS EUROPE LIMITED	Sale	44.04	Ordinary	(4,176)	(4,176)
29-Feb-2024	STATE STREET GLOBAL ADVISORS EUROPE LIMITED	Purchase	43.93	Ordinary	7,589	7,589
05-Mar-2024	STATE STREET GLOBAL ADVISORS EUROPE LIMITED	Sale	44.63	Ordinary	(760)	(760)
06-Mar-2024	STATE STREET GLOBAL ADVISORS EUROPE LIMITED	Purchase	44.35	Ordinary	2,088	2,088
07-Mar-2024	STATE STREET GLOBAL ADVISORS EUROPE LIMITED	Sale	43.86	Ordinary	(3,778)	(3,778)
08-Mar-2024	STATE STREET GLOBAL ADVISORS EUROPE LIMITED	Sale	43.95	Ordinary	(1,124)	(1,124)
11-Mar-2024	STATE STREET GLOBAL ADVISORS EUROPE LIMITED	Purchase	42.82	Ordinary	769	769
13-Mar-2024	STATE STREET GLOBAL ADVISORS EUROPE LIMITED	Purchase	41.95	Ordinary	1,566	1,566
14-Mar-2024	STATE STREET GLOBAL ADVISORS EUROPE LIMITED	Sale	43.06	Ordinary	(7,578)	(7,578)
15-Mar-2024	STATE STREET GLOBAL ADVISORS EUROPE LIMITED	Purchase	42.41	Ordinary	4,816	4,816
15-Mar-2024	STATE STREET GLOBAL ADVISORS EUROPE LIMITED	Sale	42.41	Ordinary	(1,782)	(1,782)

18-Mar-2024	STATE STREET GLOBAL ADVISORS EUROPE LIMITED	Purchase	42.41	Ordinary	10,460	10,460
18-Mar-2024	STATE STREET GLOBAL ADVISORS EUROPE LIMITED	Sale	42.41	Ordinary	(7,634)	(7,634)
19-Mar-2024	STATE STREET GLOBAL ADVISORS EUROPE LIMITED	Purchase	43.59	Ordinary	6,799	6,799
22-Mar-2024	STATE STREET GLOBAL ADVISORS EUROPE LIMITED	Purchase	43.79	Ordinary	1,046	1,046
22-Mar-2024	STATE STREET GLOBAL ADVISORS EUROPE LIMITED	Sale	43.79	Ordinary	(1,007)	(1,007)
26-Mar-2024	STATE STREET GLOBAL ADVISORS EUROPE LIMITED	Purchase	43.62	Ordinary	3,138	3,138
27-Mar-2024	STATE STREET GLOBAL ADVISORS EUROPE LIMITED	Purchase	43.68	Ordinary	3,631	3,631
27-Mar-2024	STATE STREET GLOBAL ADVISORS EUROPE LIMITED	Sale	43.68	Ordinary	(576)	(576)
28-Mar-2024	STATE STREET GLOBAL ADVISORS EUROPE LIMITED	Purchase	44.27	Ordinary	2,615	2,615
02-Apr-2024	STATE STREET GLOBAL ADVISORS EUROPE LIMITED	Purchase	45.13	Ordinary	1,572	1,572
02-Apr-2024	STATE STREET GLOBAL ADVISORS EUROPE LIMITED	Sale	45.13	Ordinary	(2,448)	(2,448)
03-Apr-2024	STATE STREET GLOBAL ADVISORS EUROPE LIMITED	Purchase	44.86	Ordinary	3,668	3,668
04-Apr-2024	STATE STREET GLOBAL ADVISORS EUROPE LIMITED	Purchase	44.75	Ordinary	700	700
05-Apr-2024	STATE STREET GLOBAL ADVISORS EUROPE LIMITED	Sale	44.35	Ordinary	(1,106)	(1,106)
08-Apr-2024	STATE STREET GLOBAL ADVISORS EUROPE LIMITED	Purchase	44.25	Ordinary	1,572	1,572
09-Apr-2024	STATE STREET GLOBAL ADVISORS EUROPE LIMITED	Purchase	45.13	Ordinary	9,956	9,956
16-Apr-2024	STATE STREET GLOBAL ADVISORS EUROPE LIMITED	Purchase	44.97	Ordinary	1,048	1,048
17-Apr-2024	STATE STREET GLOBAL ADVISORS EUROPE LIMITED	Purchase	44.44	Ordinary	9,432	9,432
17-Apr-2024	STATE STREET GLOBAL ADVISORS EUROPE LIMITED	Sale	44.44	Ordinary	(8,549)	(8,549)
18-Apr-2024	STATE STREET GLOBAL ADVISORS EUROPE LIMITED	Purchase	45.09	Ordinary	3,036	3,036
19-Apr-2024	STATE STREET GLOBAL ADVISORS EUROPE LIMITED	Purchase	44.63	Ordinary	773	773
22-Apr-2024	STATE STREET GLOBAL ADVISORS EUROPE LIMITED	Purchase	45.42	Ordinary	5,796	5,796
24-Apr-2024	STATE STREET GLOBAL ADVISORS EUROPE LIMITED	Purchase	45.29	Ordinary	8,226	8,226
30-Apr-2024	STATE STREET GLOBAL ADVISORS EUROPE LIMITED	Purchase	43.03	Ordinary	1,932	1,932
02-May-2024	STATE STREET GLOBAL ADVISORS EUROPE LIMITED	Sale	42.38	Ordinary	(800)	(800)
06-May-2024	STATE STREET GLOBAL ADVISORS EUROPE LIMITED	Sale	42.75	Ordinary	(4,175)	(4,175)
07-May-2024	STATE STREET GLOBAL ADVISORS EUROPE LIMITED	Sale	43.42	Ordinary	(774)	(774)
09-May-2024	STATE STREET GLOBAL ADVISORS EUROPE LIMITED	Purchase	43.06	Ordinary	1,599	1,599
10-May-2024	STATE STREET GLOBAL ADVISORS EUROPE LIMITED	Purchase	42.91	Ordinary	916	916
22-Aug-2022	STATE STREET GLOBAL ADVISORS LIMITED	Sale	41.35	Ordinary	(12,093)	(12,093)
22-Aug-2022	STATE STREET GLOBAL ADVISORS LIMITED	In specie application	n/a	Ordinary	10,044	10,044
24-Aug-2022	STATE STREET GLOBAL ADVISORS LIMITED	Purchase	42.07	Ordinary	10,130	10,130
24-Aug-2022	STATE STREET GLOBAL ADVISORS LIMITED	Sale	41.91	Ordinary	(5,134)	(5,134)
25-Aug-2022	STATE STREET GLOBAL ADVISORS LIMITED	Purchase	42.27	Ordinary	7,000	7,000
25-Aug-2022	STATE STREET GLOBAL ADVISORS LIMITED	Sale	41.91	Ordinary	(29,898)	(29,898)
29-Aug-2022	STATE STREET GLOBAL ADVISORS LIMITED	Purchase	42.20	Ordinary	7,946	7,946
31-Aug-2022	STATE STREET GLOBAL ADVISORS LIMITED	Purchase	40.60	Ordinary	9,396	9,396
31-Aug-2022	STATE STREET GLOBAL ADVISORS LIMITED	Purchase	40.60	Ordinary	6,683	6,683
31-Aug-2022	STATE STREET GLOBAL ADVISORS LIMITED	Sale	40.60	Ordinary	(7,555)	(7,555)
31-Aug-2022	STATE STREET GLOBAL ADVISORS LIMITED	Sale	40.60	Ordinary	(7,277)	(7,277)
01-Sep-2022	STATE STREET GLOBAL ADVISORS LIMITED	Sale	37.51	Ordinary	(2,133)	(2,133)
02-Sep-2022	STATE STREET GLOBAL ADVISORS LIMITED	Purchase	36.74	Ordinary	18,187	18,187
08-Sep-2022	STATE STREET GLOBAL ADVISORS LIMITED	Purchase	36.92	Ordinary	8,842	8,842
08-Sep-2022	STATE STREET GLOBAL ADVISORS LIMITED	Sale	36.63	Ordinary	(1,323)	(1,323)
12-Sep-2022	STATE STREET GLOBAL ADVISORS LIMITED	Sale	39.03	Ordinary	(13,286)	(13,286)
12-Sep-2022	STATE STREET GLOBAL ADVISORS LIMITED	Sale	39.41	Ordinary	(1,768)	(1,768)
14-Sep-2022	STATE STREET GLOBAL ADVISORS LIMITED	Sale	38.60	Ordinary	(43,345)	(43,345)
14-Sep-2022	STATE STREET GLOBAL ADVISORS LIMITED	Sale	38.60	Ordinary	(12,142)	(12,142)
16-Sep-2022	STATE STREET GLOBAL ADVISORS LIMITED	Purchase	38.04	Ordinary	29,092	29,092
16-Sep-2022	STATE STREET GLOBAL ADVISORS LIMITED	Sale	38.04	Ordinary	(20,194)	(20,194)
16-Sep-2022	STATE STREET GLOBAL ADVISORS LIMITED	Sale	38.04	Ordinary	(72,099)	(72,099)
20-Sep-2022	STATE STREET GLOBAL ADVISORS LIMITED	Purchase	39.18	Ordinary	768	768
20-Sep-2022	STATE STREET GLOBAL ADVISORS LIMITED	Purchase	39.18	Ordinary	3,609	3,609
21-Sep-2022	STATE STREET GLOBAL ADVISORS LIMITED	Purchase	37.99	Ordinary	689	689
27-Sep-2022	STATE STREET GLOBAL ADVISORS LIMITED	Sale	37.20	Ordinary	(5,934)	(5,934)
29-Sep-2022	STATE STREET GLOBAL ADVISORS LIMITED	Purchase	38.17	Ordinary	18,785	18,785
29-Sep-2022	STATE STREET GLOBAL ADVISORS LIMITED	Sale	38.17	Ordinary	(115,778)	(115,778)
30-Sep-2022	STATE STREET GLOBAL ADVISORS LIMITED	Purchase	38.52	Ordinary	41,468	41,468
30-Sep-2022	STATE STREET GLOBAL ADVISORS LIMITED	Sale	38.52	Ordinary	(355,665)	(355,665)
03-Oct-2022	STATE STREET GLOBAL ADVISORS LIMITED	Purchase	38.60	Ordinary	4,987	4,987
03-Oct-2022	STATE STREET GLOBAL ADVISORS LIMITED	Purchase	38.60	Ordinary	1,662	1,662
03-Oct-2022	STATE STREET GLOBAL ADVISORS LIMITED	Purchase	39.08	Ordinary	8,944	8,944
03-Oct-2022	STATE STREET GLOBAL ADVISORS LIMITED	In specie application	n/a	Ordinary	123,906	123,906
03-Oct-2022	STATE STREET GLOBAL ADVISORS LIMITED	In specie redemption	n/a	Ordinary	(123,906)	(123,906)
05-Oct-2022	STATE STREET GLOBAL ADVISORS LIMITED	Purchase	40.50	Ordinary	3,149	3,149
05-Oct-2022	STATE STREET GLOBAL ADVISORS LIMITED	Sale	40.60	Ordinary	(85,536)	(85,536)
06-Oct-2022	STATE STREET GLOBAL ADVISORS LIMITED	Purchase	40.67	Ordinary	311,860	311,860
06-Oct-2022	STATE STREET GLOBAL ADVISORS LIMITED	Sale	40.76	Ordinary	(155,427)	(155,427)
07-Oct-2022	STATE STREET GLOBAL ADVISORS LIMITED	Purchase	40.27	Ordinary	311,860	311,860
10-Oct-2022	STATE STREET GLOBAL ADVISORS LIMITED	Sale	40.07	Ordinary	(8,560)	(8,560)
11-Oct-2022	STATE STREET GLOBAL ADVISORS LIMITED	Purchase	39.92	Ordinary	15,838	15,838
13-Oct-2022	STATE STREET GLOBAL ADVISORS LIMITED	Sale	39.08	Ordinary	(8,120)	(8,120)
17-Oct-2022	STATE STREET GLOBAL ADVISORS LIMITED	Sale	39.08	Ordinary	(13,423)	(13,423)
20-Oct-2022	STATE STREET GLOBAL ADVISORS LIMITED	Sale	38.35	Ordinary	(7,299)	(7,299)
26-Oct-2022	STATE STREET GLOBAL ADVISORS LIMITED	Sale	38.54	Ordinary	(1,355)	(1,355)
28-Oct-2022	STATE STREET GLOBAL ADVISORS LIMITED	Purchase	37.48	Ordinary	3,317	3,317
31-Oct-2022	STATE STREET GLOBAL ADVISORS LIMITED	Purchase	37.36	Ordinary	6,954	6,954
01-Nov-2022	STATE STREET GLOBAL ADVISORS LIMITED	Sale	37.46	Ordinary	(35,928)	(35,928)
04-Nov-2022	STATE STREET GLOBAL ADVISORS LIMITED	Sale	38.56	Ordinary	(55)	(55)
04-Nov-2022	STATE STREET GLOBAL ADVISORS LIMITED	Sale	38.56	Ordinary	(6,997)	(6,997)
07-Nov-2022	STATE STREET GLOBAL ADVISORS LIMITED	Sale	40.48	Ordinary	(4,274)	(4,274)
08-Nov-2022	STATE STREET GLOBAL ADVISORS LIMITED	Purchase	40.35	Ordinary	3,129	3,129
10-Nov-2022	STATE STREET GLOBAL ADVISORS LIMITED	Purchase	40.56	Ordinary	794	794
10-Nov-2022	STATE STREET GLOBAL ADVISORS LIMITED	Sale	40.56	Ordinary	(7,258)	(7,258)
11-Nov-2022	STATE STREET GLOBAL ADVISORS LIMITED	Sale	40.57	Ordinary	(1,313)	(1,313)
16-Nov-2022	STATE STREET GLOBAL ADVISORS LIMITED	Purchase	44.05	Ordinary	11,771	11,771
16-Nov-2022	STATE STREET GLOBAL ADVISORS LIMITED	Purchase	44.45	Ordinary	18,569	18,569
17-Nov-2022	STATE STREET GLOBAL ADVISORS LIMITED	Sale	43.61	Ordinary	(31,890)	(31,890)
21-Nov-2022	STATE STREET GLOBAL ADVISORS LIMITED	Purchase	43.16	Ordinary	1,074	1,074
21-Nov-2022	STATE STREET GLOBAL ADVISORS LIMITED	Sale	42.95	Ordinary	(15,740)	(15,740)
22-Nov-2022	STATE STREET GLOBAL ADVISORS LIMITED	Sale	43.48	Ordinary	(11,512)	(11,512)
23-Nov-2022	STATE STREET GLOBAL ADVISORS LIMITED	Purchase	43.92	Ordinary	1,960	1,960
23-Nov-2022	STATE STREET GLOBAL ADVISORS LIMITED	Purchase	44.15	Ordinary	478	478
23-Nov-2022	STATE STREET GLOBAL ADVISORS LIMITED	In specie redemption	n/a	Ordinary	(1,429,870)	(1,429,870)
28-Nov-2022	STATE STREET GLOBAL ADVISORS LIMITED	Sale	43.89	Ordinary	(1,189)	(1,189)
30-Nov-2022	STATE STREET GLOBAL ADVISORS LIMITED	Purchase	45.52	Ordinary	11,841	11,841
30-Nov-2022	STATE STREET GLOBAL ADVISORS LIMITED	Purchase	45.67	Ordinary	7,709	7,709
30-Nov-2022	STATE STREET GLOBAL ADVISORS LIMITED	Purchase	45.57	Ordinary	2,177	2,177
30-Nov-2022	STATE STREET GLOBAL ADVISORS LIMITED	Sale	45.52	Ordinary	(3,541)	(3,541)
01-Dec-2022	STATE STREET GLOBAL ADVISORS LIMITED	Purchase	46.47	Ordinary	1,488	1,488
01-Dec-2022	STATE STREET GLOBAL ADVISORS LIMITED	Purchase	46.48	Ordinary	7,560	7,560
05-Dec-2022	STATE STREET GLOBAL ADVISORS LIMITED	Purchase	46.81	Ordinary	4,542	4,542
07-Dec-2022	STATE STREET GLOBAL ADVISORS LIMITED	Sale	46.81	Ordinary	(14,470)	(14,470)
12-Dec-2022	STATE STREET GLOBAL ADVISORS LIMITED	Purchase	46.79	Ordinary	6,487	6,487
12-Dec-2022	STATE STREET GLOBAL ADVISORS LIMITED	Purchase	46.79	Ordinary	6,646	6,646
13-Dec-2022	STATE STREET GLOBAL ADVISORS LIMITED	Purchase	46.08	Ordinary	9,039	9,039
14-Dec-2022	STATE STREET GLOBAL ADVISORS LIMITED	Sale	46.31	Ordinary	(1,432)	(1,432)
15-Dec-2022	STATE STREET GLOBAL ADVISORS LIMITED	Purchase	45.92	Ordinary	995	995
16-Dec-2022	STATE STREET GLOBAL ADVISORS LIMITED	Purchase	45.67	Ordinary	2,766	2,766
16-Dec-2022	STATE STREET GLOBAL ADVISORS LIMITED	Purchase	45.67	Ordinary	80,710	80,710
16-Dec-2022	STATE STREET GLOBAL ADVISORS LIMITED	Purchase	45.67	Ordinary	7,023	7,023
16-Dec-2022	STATE STREET GLOBAL ADVISORS LIMITED	Purchase	45.67	Ordinary	5,396	5,396
16-Dec-2022	STATE STREET GLOBAL ADVISORS LIMITED	Purchase	46.00	Ordinary	445,382	445,382
16-Dec-2022	STATE STREET GLOBAL ADVISORS LIMITED	Purchase	46.04	Ordinary	18,116	18,116
16-Dec-2022	STATE STREET GLOBAL ADVISORS LIMITED	Sale	46.67	Ordinary	(4,842)	(4,842)
16-Dec-2022	STATE STREET GLOBAL ADVISORS LIMITED	Sale	46.67	Ordinary	(4,110)	(4,110)
19-Dec-2022	STATE STREET GLOBAL ADVISORS LIMITED	Sale	45.99	Ordinary	(9,154)	(9,154)
23-Dec-2022	STATE STREET GLOBAL ADVISORS LIMITED	Purchase	46.16	Ordinary	758	758
30-Dec-2022	STATE STREET GLOBAL ADVISORS LIMITED	Sale	45.63	Ordinary	(996)	(996)
30-Dec-2022	STATE STREET GLOBAL ADVISORS LIMITED	Sale	45.63	Ordinary	(23,522)	(23,522)
30-Dec-2022	STATE STREET GLOBAL ADVISORS LIMITED	Sale	46.68	Ordinary	(621)	(621)
03-Jan-2023	STATE STREET GLOBAL ADVISORS LIMITED	Purchase	46.03	Ordinary	3,604	3,604
04-Jan-2023	STATE STREET GLOBAL ADVISORS LIMITED	Purchase	46.03	Ordinary	5,963	5,963
05-Jan-2023	STATE STREET GLOBAL ADVISORS LIMITED	Purchase	46.01	Ordinary	9,077	9,077
10-Jan-2023	STATE STREET GLOBAL ADVISORS LIMITED	Purchase	47.80	Ordinary	3,117	3,117
10-Jan-2023	STATE STREET GLOBAL ADVISORS LIMITED	Sale	47.58	Ordinary	(12,672)	(12,672)
10-Jan-2023	STATE STREET GLOBAL ADVISORS LIMITED	Sale	47.80	Ordinary	(7,921)	(7,921)
16-Jan-2023	STATE STREET GLOBAL ADVISORS LIMITED	Purchase	49.48	Ordinary	9,280	9,280
17-Jan-2023	STATE STREET GLOBAL ADVISORS LIMITED	Purchase	49.14	Ordinary	537	537
18-Jan-2023	STATE STREET GLOBAL ADVISORS LIMITED	Purchase	49.02	Ordinary	807	807
18-Jan-2023	STATE STREET GLOBAL ADVISORS LIMITED	Purchase	49.08	Ordinary	2,313	2,313
19-Jan-2023	STATE STREET GLOBAL ADVISORS LIMITED	Sale	48.98	Ordinary	(109,729)	(109,729)
20-Jan-2023	STATE STREET GLOBAL ADVISORS LIMITED	Sale	49.84	Ordinary	(445)	(445)
20-Jan-2023	STATE STREET GLOBAL ADVISORS LIMITED	Sale	49.84	Ordinary	(696)	(696)
24-Jan-2023	STATE STREET GLOBAL ADVISORS LIMITED	Sale	49.71	Ordinary	(21,710)	(21,710)
27-Jan-2023	STATE STREET GLOBAL ADVISORS LIMITED	Purchase	49.61	Ordinary	892	892
27-Jan-2023	STATE STREET GLOBAL ADVISORS LIMITED	Purchase	50.17	Ordinary	2,438	2,438
31-Jan-2023	STATE STREET GLOBAL ADVISORS LIMITED	Purchase	49.38	Ordinary	2,126	2,126
31-Jan-2023	STATE STREET GLOBAL ADVISORS LIMITED	Purchase	49.38	Ordinary	331	331
01-Feb-2023	STATE STREET GLOBAL ADVISORS LIMITED	Purchase	49.85	Ordinary	10,434	10,434
01-Feb-2023	STATE STREET GLOBAL ADVISORS LIMITED	Purchase	49.98	Ordinary	2,141	2,141
02-Feb-2023	STATE STREET GLOBAL ADVISORS LIMITED	Sale	48.85	Ordinary	(23,819)	(23,819)
03-Feb-2023	STATE STREET GLOBAL ADVISORS LIMITED	Sale	47.91	Ordinary	(4,511)	(4,511)
07-Feb-2023	STATE STREET GLOBAL ADVISORS LIMITED	Purchase	48.01	Ordinary	1,074	1,074
08-Feb-2023	STATE STREET GLOBAL ADVISORS LIMITED	Purchase	48.10	Ordinary	3,795	3,795

08-Feb-2023	STATE STREET GLOBAL ADVISORS LIMITED	Purchase	48.11	Ordinary	1,298	1,298
08-Feb-2023	STATE STREET GLOBAL ADVISORS LIMITED	Sale	48.10	Ordinary	(21,923)	(21,923)
09-Feb-2023	STATE STREET GLOBAL ADVISORS LIMITED	Purchase	48.12	Ordinary	1,266	1,266
09-Feb-2023	STATE STREET GLOBAL ADVISORS LIMITED	Purchase	48.13	Ordinary	798	798
10-Feb-2023	STATE STREET GLOBAL ADVISORS LIMITED	Purchase	48.00	Ordinary	20,350	20,350
10-Feb-2023	STATE STREET GLOBAL ADVISORS LIMITED	Purchase	48.01	Ordinary	2,818	2,818
13-Feb-2023	STATE STREET GLOBAL ADVISORS LIMITED	Purchase	47.78	Ordinary	10,648	10,648
13-Feb-2023	STATE STREET GLOBAL ADVISORS LIMITED	Sale	47.78	Ordinary	(10,710)	(10,710)
13-Feb-2023	STATE STREET GLOBAL ADVISORS LIMITED	Sale	47.87	Ordinary	(1,632)	(1,632)
14-Feb-2023	STATE STREET GLOBAL ADVISORS LIMITED	Sale	47.72	Ordinary	(1,995)	(1,995)
14-Feb-2023	STATE STREET GLOBAL ADVISORS LIMITED	Sale	47.72	Ordinary	(4,733)	(4,733)
16-Feb-2023	STATE STREET GLOBAL ADVISORS LIMITED	Sale	48.10	Ordinary	(593)	(593)
16-Feb-2023	STATE STREET GLOBAL ADVISORS LIMITED	Sale	48.12	Ordinary	(7,587)	(7,587)
17-Feb-2023	STATE STREET GLOBAL ADVISORS LIMITED	Purchase	48.26	Ordinary	5,152	5,152
20-Feb-2023	STATE STREET GLOBAL ADVISORS LIMITED	Sale	48.20	Ordinary	(837)	(837)
23-Feb-2023	STATE STREET GLOBAL ADVISORS LIMITED	Sale	46.69	Ordinary	(11,752)	(11,752)
23-Feb-2023	STATE STREET GLOBAL ADVISORS LIMITED	Sale	46.69	Ordinary	(10)	(10)
28-Feb-2023	STATE STREET GLOBAL ADVISORS LIMITED	Sale	45.20	Ordinary	(8,548)	(8,548)
28-Feb-2023	STATE STREET GLOBAL ADVISORS LIMITED	Sale	45.20	Ordinary	(17,333)	(17,333)
02-Mar-2023	STATE STREET GLOBAL ADVISORS LIMITED	Sale	48.05	Ordinary	(6,103)	(6,103)
06-Mar-2023	STATE STREET GLOBAL ADVISORS LIMITED	Sale	48.25	Ordinary	(16,107)	(16,107)
10-Mar-2023	STATE STREET GLOBAL ADVISORS LIMITED	Purchase	45.01	Ordinary	3,556	3,556
13-Mar-2023	STATE STREET GLOBAL ADVISORS LIMITED	Purchase	45.96	Ordinary	748	748
17-Mar-2023	STATE STREET GLOBAL ADVISORS LIMITED	Purchase	43.25	Ordinary	15,530	15,530
17-Mar-2023	STATE STREET GLOBAL ADVISORS LIMITED	Purchase	43.39	Ordinary	20,397	20,397
17-Mar-2023	STATE STREET GLOBAL ADVISORS LIMITED	Sale	43.39	Ordinary	(17,248)	(17,248)
17-Mar-2023	STATE STREET GLOBAL ADVISORS LIMITED	Sale	43.39	Ordinary	(7,710)	(7,710)
22-Mar-2023	STATE STREET GLOBAL ADVISORS LIMITED	Purchase	43.84	Ordinary	1,230	1,230
22-Mar-2023	STATE STREET GLOBAL ADVISORS LIMITED	Sale	43.23	Ordinary	(2,280)	(2,280)
24-Mar-2023	STATE STREET GLOBAL ADVISORS LIMITED	Sale	43.64	Ordinary	(2,830)	(2,830)
27-Mar-2023	STATE STREET GLOBAL ADVISORS LIMITED	Sale	43.55	Ordinary	(746)	(746)
30-Mar-2023	STATE STREET GLOBAL ADVISORS LIMITED	Purchase	46.08	Ordinary	1,070	1,070
31-Mar-2023	STATE STREET GLOBAL ADVISORS LIMITED	Purchase	47.19	Ordinary	1,664,108	1,664,108
31-Mar-2023	STATE STREET GLOBAL ADVISORS LIMITED	Purchase	47.23	Ordinary	7,070	7,070
31-Mar-2023	STATE STREET GLOBAL ADVISORS LIMITED	Sale	47.23	Ordinary	(15,261)	(15,261)
31-Mar-2023	STATE STREET GLOBAL ADVISORS LIMITED	Sale	47.23	Ordinary	(183,848)	(183,848)
03-Apr-2023	STATE STREET GLOBAL ADVISORS LIMITED	Purchase	46.97	Ordinary	3,071	3,071
03-Apr-2023	STATE STREET GLOBAL ADVISORS LIMITED	Purchase	47.41	Ordinary	9,941	9,941
03-Apr-2023	STATE STREET GLOBAL ADVISORS LIMITED	Sale	46.97	Ordinary	(22,232)	(22,232)
04-Apr-2023	STATE STREET GLOBAL ADVISORS LIMITED	Sale	45.94	Ordinary	(8,025)	(8,025)
04-Apr-2023	STATE STREET GLOBAL ADVISORS LIMITED	Sale	45.95	Ordinary	(2,962)	(2,962)
06-Apr-2023	STATE STREET GLOBAL ADVISORS LIMITED	Purchase	45.05	Ordinary	3,282	3,282
06-Apr-2023	STATE STREET GLOBAL ADVISORS LIMITED	Purchase	45.10	Ordinary	35,324	35,324
12-Apr-2023	STATE STREET GLOBAL ADVISORS LIMITED	Purchase	46.84	Ordinary	15,854	15,854
12-Apr-2023	STATE STREET GLOBAL ADVISORS LIMITED	Purchase	46.85	Ordinary	647	647
13-Apr-2023	STATE STREET GLOBAL ADVISORS LIMITED	Purchase	46.40	Ordinary	536	536
14-Apr-2023	STATE STREET GLOBAL ADVISORS LIMITED	Purchase	46.45	Ordinary	7,008	7,008
17-Apr-2023	STATE STREET GLOBAL ADVISORS LIMITED	Sale	45.80	Ordinary	(5,671)	(5,671)
18-Apr-2023	STATE STREET GLOBAL ADVISORS LIMITED	Purchase	46.56	Ordinary	2,283	2,283
19-Apr-2023	STATE STREET GLOBAL ADVISORS LIMITED	Sale	47.27	Ordinary	(6,080)	(6,080)
19-Apr-2023	STATE STREET GLOBAL ADVISORS LIMITED	Sale	47.33	Ordinary	(7,571)	(7,571)
24-Apr-2023	STATE STREET GLOBAL ADVISORS LIMITED	Sale	44.17	Ordinary	(8,130)	(8,130)
26-Apr-2023	STATE STREET GLOBAL ADVISORS LIMITED	Sale	42.75	Ordinary	(3,983)	(3,983)
27-Apr-2023	STATE STREET GLOBAL ADVISORS LIMITED	Purchase	45.99	Ordinary	4,798	4,798
03-May-2023	STATE STREET GLOBAL ADVISORS LIMITED	Purchase	43.27	Ordinary	4,725	4,725
10-May-2023	STATE STREET GLOBAL ADVISORS LIMITED	Purchase	44.45	Ordinary	1,076	1,076
10-May-2023	STATE STREET GLOBAL ADVISORS LIMITED	Sale	44.45	Ordinary	(850)	(850)
11-May-2023	STATE STREET GLOBAL ADVISORS LIMITED	Purchase	43.97	Ordinary	1,072	1,072
11-May-2023	STATE STREET GLOBAL ADVISORS LIMITED	Sale	44.00	Ordinary	(5,874)	(5,874)
17-May-2023	STATE STREET GLOBAL ADVISORS LIMITED	Purchase	45.64	Ordinary	33,767	33,767
18-May-2023	STATE STREET GLOBAL ADVISORS LIMITED	Sale	44.24	Ordinary	(2,295)	(2,295)
22-May-2023	STATE STREET GLOBAL ADVISORS LIMITED	Purchase	44.20	Ordinary	970	970
23-May-2023	STATE STREET GLOBAL ADVISORS LIMITED	Purchase	43.80	Ordinary	1,080	1,080
24-May-2023	STATE STREET GLOBAL ADVISORS LIMITED	Sale	42.82	Ordinary	(24,094)	(24,094)
25-May-2023	STATE STREET GLOBAL ADVISORS LIMITED	Purchase	43.94	Ordinary	34,561	34,561
25-May-2023	STATE STREET GLOBAL ADVISORS LIMITED	Sale	42.00	Ordinary	(9,865)	(9,865)
31-May-2023	STATE STREET GLOBAL ADVISORS LIMITED	Purchase	42.02	Ordinary	11,295	11,295
31-May-2023	STATE STREET GLOBAL ADVISORS LIMITED	Sale	42.02	Ordinary	(89,585)	(89,585)
31-May-2023	STATE STREET GLOBAL ADVISORS LIMITED	Sale	42.02	Ordinary	(131,226)	(131,226)
31-May-2023	STATE STREET GLOBAL ADVISORS LIMITED	Sale	42.21	Ordinary	(109,042)	(109,042)
01-Jun-2023	STATE STREET GLOBAL ADVISORS LIMITED	Sale	42.04	Ordinary	(1,962)	(1,962)
05-Jun-2023	STATE STREET GLOBAL ADVISORS LIMITED	Sale	44.00	Ordinary	(43,568)	(43,568)
07-Jun-2023	STATE STREET GLOBAL ADVISORS LIMITED	Purchase	43.62	Ordinary	1,424	1,424
07-Jun-2023	STATE STREET GLOBAL ADVISORS LIMITED	Purchase	43.63	Ordinary	663	663
08-Jun-2023	STATE STREET GLOBAL ADVISORS LIMITED	Sale	44.13	Ordinary	(46,771)	(46,771)
09-Jun-2023	STATE STREET GLOBAL ADVISORS LIMITED	Purchase	44.72	Ordinary	2,170	2,170
13-Jun-2023	STATE STREET GLOBAL ADVISORS LIMITED	Purchase	44.29	Ordinary	1,824	1,824
13-Jun-2023	STATE STREET GLOBAL ADVISORS LIMITED	Sale	44.08	Ordinary	(5,273)	(5,273)
14-Jun-2023	STATE STREET GLOBAL ADVISORS LIMITED	Purchase	45.90	Ordinary	10,700	10,700
16-Jun-2023	STATE STREET GLOBAL ADVISORS LIMITED	Purchase	46.42	Ordinary	5,536	5,536
16-Jun-2023	STATE STREET GLOBAL ADVISORS LIMITED	Purchase	46.42	Ordinary	19,583	19,583
16-Jun-2023	STATE STREET GLOBAL ADVISORS LIMITED	Purchase	46.45	Ordinary	1,153	1,153
16-Jun-2023	STATE STREET GLOBAL ADVISORS LIMITED	Purchase	46.45	Ordinary	1,437	1,437
16-Jun-2023	STATE STREET GLOBAL ADVISORS LIMITED	Sale	46.42	Ordinary	(1,114)	(1,114)
16-Jun-2023	STATE STREET GLOBAL ADVISORS LIMITED	Sale	46.42	Ordinary	(34,921)	(34,921)
16-Jun-2023	STATE STREET GLOBAL ADVISORS LIMITED	Sale	46.42	Ordinary	(998)	(998)
19-Jun-2023	STATE STREET GLOBAL ADVISORS LIMITED	Sale	46.10	Ordinary	(1,435)	(1,435)
20-Jun-2023	STATE STREET GLOBAL ADVISORS LIMITED	Sale	46.72	Ordinary	(10,804)	(10,804)
21-Jun-2023	STATE STREET GLOBAL ADVISORS LIMITED	Purchase	46.22	Ordinary	4,816	4,816
23-Jun-2023	STATE STREET GLOBAL ADVISORS LIMITED	Purchase	45.60	Ordinary	1,298	1,298
26-Jun-2023	STATE STREET GLOBAL ADVISORS LIMITED	Purchase	45.45	Ordinary	4,802	4,802
27-Jun-2023	STATE STREET GLOBAL ADVISORS LIMITED	Purchase	45.11	Ordinary	4,584	4,584
30-Jun-2023	STATE STREET GLOBAL ADVISORS LIMITED	Purchase	44.99	Ordinary	3,190	3,190
30-Jun-2023	STATE STREET GLOBAL ADVISORS LIMITED	Sale	44.99	Ordinary	(329,299)	(329,299)
30-Jun-2023	STATE STREET GLOBAL ADVISORS LIMITED	Sale	45.07	Ordinary	(1,042,903)	(1,042,903)
04-Jul-2023	STATE STREET GLOBAL ADVISORS LIMITED	Purchase	45.31	Ordinary	18,900	18,900
05-Jul-2023	STATE STREET GLOBAL ADVISORS LIMITED	Purchase	45.01	Ordinary	635	635
05-Jul-2023	STATE STREET GLOBAL ADVISORS LIMITED	Purchase	45.01	Ordinary	5,374	5,374
05-Jul-2023	STATE STREET GLOBAL ADVISORS LIMITED	Purchase	45.01	Ordinary	2,983	2,983
07-Jul-2023	STATE STREET GLOBAL ADVISORS LIMITED	Purchase	43.11	Ordinary	31,402	31,402
11-Jul-2023	STATE STREET GLOBAL ADVISORS LIMITED	Purchase	43.33	Ordinary	534	534
11-Jul-2023	STATE STREET GLOBAL ADVISORS LIMITED	Sale	44.73	Ordinary	(303,946)	(303,946)
13-Jul-2023	STATE STREET GLOBAL ADVISORS LIMITED	Purchase	44.73	Ordinary	1,504	1,504
13-Jul-2023	STATE STREET GLOBAL ADVISORS LIMITED	Sale	44.73	Ordinary	(1,597)	(1,597)
14-Jul-2023	STATE STREET GLOBAL ADVISORS LIMITED	Purchase	45.52	Ordinary	5,034	5,034
21-Jul-2023	STATE STREET GLOBAL ADVISORS LIMITED	Purchase	45.02	Ordinary	560	560
27-Jul-2023	STATE STREET GLOBAL ADVISORS LIMITED	Purchase	46.18	Ordinary	18,257	18,257
28-Jul-2023	STATE STREET GLOBAL ADVISORS LIMITED	Purchase	45.80	Ordinary	763	763
31-Jul-2023	STATE STREET GLOBAL ADVISORS LIMITED	Purchase	46.01	Ordinary	16,386	16,386
02-Aug-2023	STATE STREET GLOBAL ADVISORS LIMITED	Purchase	45.85	Ordinary	1,534	1,534
02-Aug-2023	STATE STREET GLOBAL ADVISORS LIMITED	Sale	45.85	Ordinary	(1,311)	(1,311)
04-Aug-2023	STATE STREET GLOBAL ADVISORS LIMITED	Sale	45.80	Ordinary	(5,035)	(5,035)
04-Aug-2023	STATE STREET GLOBAL ADVISORS LIMITED	Sale	45.86	Ordinary	(11,634)	(11,634)
07-Aug-2023	STATE STREET GLOBAL ADVISORS LIMITED	Sale	45.57	Ordinary	(1,118)	(1,118)
09-Aug-2023	STATE STREET GLOBAL ADVISORS LIMITED	In specie application	46.48	Ordinary	61,800	61,800
10-Aug-2023	STATE STREET GLOBAL ADVISORS LIMITED	Purchase	45.78	Ordinary	1,071	1,071
11-Aug-2023	STATE STREET GLOBAL ADVISORS LIMITED	Purchase	45.73	Ordinary	1,452	1,452
14-Aug-2023	STATE STREET GLOBAL ADVISORS LIMITED	Purchase	44.75	Ordinary	536	536
14-Aug-2023	STATE STREET GLOBAL ADVISORS LIMITED	Purchase	45.46	Ordinary	36,686	36,686
15-Aug-2023	STATE STREET GLOBAL ADVISORS LIMITED	Sale	44.64	Ordinary	(61,800)	(61,800)
16-Aug-2023	STATE STREET GLOBAL ADVISORS LIMITED	Purchase	n/a	Ordinary	850	850
16-Aug-2023	STATE STREET GLOBAL ADVISORS LIMITED	In specie application	n/a	Ordinary	98,491	98,491
17-Aug-2023	STATE STREET GLOBAL ADVISORS LIMITED	Sale	43.11	Ordinary	(10,309)	(10,309)
17-Aug-2023	STATE STREET GLOBAL ADVISORS LIMITED	Sale	43.12	Ordinary	(12,779)	(12,779)
18-Aug-2023	STATE STREET GLOBAL ADVISORS LIMITED	Sale	43.70	Ordinary	(1,436)	(1,436)
23-Aug-2023	STATE STREET GLOBAL ADVISORS LIMITED	Purchase	44.03	Ordinary	536	536
25-Aug-2023	STATE STREET GLOBAL ADVISORS LIMITED	Purchase	45.02	Ordinary	545	545
25-Aug-2023	STATE STREET GLOBAL ADVISORS LIMITED	Sale	43.02	Ordinary	(5,796)	(5,796)
30-Aug-2023	STATE STREET GLOBAL ADVISORS LIMITED	Sale	44.73	Ordinary	(15,143)	(15,143)
31-Aug-2023	STATE STREET GLOBAL ADVISORS LIMITED	Purchase	44.85	Ordinary	544	544
05-Sep-2023	STATE STREET GLOBAL ADVISORS LIMITED	Purchase	46.10	Ordinary	1,608	1,608
12-Sep-2023	STATE STREET GLOBAL ADVISORS LIMITED	Purchase	44.19	Ordinary	1,635	1,635
13-Sep-2023	STATE STREET GLOBAL ADVISORS LIMITED	Sale	44.09	Ordinary	(2,179)	(2,179)
14-Sep-2023	STATE STREET GLOBAL ADVISORS LIMITED	Purchase	43.56	Ordinary	29,976	29,976
15-Sep-2023	STATE STREET GLOBAL ADVISORS LIMITED	Purchase	45.68	Ordinary	12,746	12,746
15-Sep-2023	STATE STREET GLOBAL ADVISORS LIMITED	Sale	45.68	Ordinary	(30,881)	(30,881)
18-Sep-2023	STATE STREET GLOBAL ADVISORS LIMITED	Purchase	45.76	Ordinary	963	963
21-Sep-2023	STATE STREET GLOBAL ADVISORS LIMITED	Purchase	44.10	Ordinary	545	545
21-Sep-2023	STATE STREET GLOBAL ADVISORS LIMITED	Sale	44.09	Ordinary	(11,329)	(11,329)
21-Sep-2023	STATE STREET GLOBAL ADVISORS LIMITED	Sale	44.10	Ordinary	(4,634)	(4,634)
26-Sep-2023	STATE STREET GLOBAL ADVISORS LIMITED	Purchase	43.30	Ordinary	1,090	1,090
26-Sep-2023	STATE STREET GLOBAL ADVISORS LIMITED	Purchase	43.60	Ordinary	31,490	31,490
28-Sep-2023	STATE STREET GLOBAL ADVISORS LIMITED	Purchase	43.73	Ordinary	653	653
29-Sep-2023	STATE STREET GLOBAL ADVISORS LIMITED	Sale	44.25	Ordinary	(5,508)	(5,508)

02-Oct-2023	STATE STREET GLOBAL ADVISORS LIMITED	Purchase	44.60	Ordinary	20,001	20,001
04-Oct-2023	STATE STREET GLOBAL ADVISORS LIMITED	Purchase	43.72	Ordinary	4,827	4,827
04-Oct-2023	STATE STREET GLOBAL ADVISORS LIMITED	Sale	43.58	Ordinary	(10,305)	(10,305)
04-Oct-2023	STATE STREET GLOBAL ADVISORS LIMITED	In specie redemption	n/a	Ordinary	(735,369)	(735,369)
05-Oct-2023	STATE STREET GLOBAL ADVISORS LIMITED	Sale	43.43	Ordinary	(2,808)	(2,808)
06-Oct-2023	STATE STREET GLOBAL ADVISORS LIMITED	Purchase	43.97	Ordinary	7,350	7,350
09-Oct-2023	STATE STREET GLOBAL ADVISORS LIMITED	Purchase	44.62	Ordinary	39,230	39,230
10-Oct-2023	STATE STREET GLOBAL ADVISORS LIMITED	Purchase	44.15	Ordinary	546	546
11-Oct-2023	STATE STREET GLOBAL ADVISORS LIMITED	Sale	44.73	Ordinary	(4,018)	(4,018)
12-Oct-2023	STATE STREET GLOBAL ADVISORS LIMITED	Purchase	44.94	Ordinary	1,912	1,912
12-Oct-2023	STATE STREET GLOBAL ADVISORS LIMITED	Sale	44.84	Ordinary	(1,306)	(1,306)
13-Oct-2023	STATE STREET GLOBAL ADVISORS LIMITED	Purchase	45.01	Ordinary	1,092	1,092
19-Oct-2023	STATE STREET GLOBAL ADVISORS LIMITED	Purchase	44.96	Ordinary	39,683	39,683
19-Oct-2023	STATE STREET GLOBAL ADVISORS LIMITED	Sale	45.23	Ordinary	(6,168)	(6,168)
23-Oct-2023	STATE STREET GLOBAL ADVISORS LIMITED	Sale	43.36	Ordinary	(770)	(770)
26-Oct-2023	STATE STREET GLOBAL ADVISORS LIMITED	Purchase	44.93	Ordinary	4,112	4,112
26-Oct-2023	STATE STREET GLOBAL ADVISORS LIMITED	Sale	44.93	Ordinary	(2,310)	(2,310)
30-Oct-2023	STATE STREET GLOBAL ADVISORS LIMITED	Purchase	45.11	Ordinary	2,188	2,188
31-Oct-2023	STATE STREET GLOBAL ADVISORS LIMITED	Purchase	45.39	Ordinary	54,669	54,669
01-Nov-2023	STATE STREET GLOBAL ADVISORS LIMITED	Purchase	45.19	Ordinary	2,211	2,211
01-Nov-2023	STATE STREET GLOBAL ADVISORS LIMITED	Sale	45.19	Ordinary	(3,084)	(3,084)
02-Nov-2023	STATE STREET GLOBAL ADVISORS LIMITED	Sale	45.38	Ordinary	(770)	(770)
07-Nov-2023	STATE STREET GLOBAL ADVISORS LIMITED	Sale	45.56	Ordinary	(5,749)	(5,749)
08-Nov-2023	STATE STREET GLOBAL ADVISORS LIMITED	Purchase	44.70	Ordinary	3,044	3,044
08-Nov-2023	STATE STREET GLOBAL ADVISORS LIMITED	Purchase	44.83	Ordinary	35,373	35,373
08-Nov-2023	STATE STREET GLOBAL ADVISORS LIMITED	Sale	44.70	Ordinary	(6,168)	(6,168)
10-Nov-2023	STATE STREET GLOBAL ADVISORS LIMITED	Purchase	45.27	Ordinary	3,220	3,220
14-Nov-2023	STATE STREET GLOBAL ADVISORS LIMITED	Purchase	46.02	Ordinary	1,021	1,021
16-Nov-2023	STATE STREET GLOBAL ADVISORS LIMITED	Purchase	46.50	Ordinary	4,932	4,932
16-Nov-2023	STATE STREET GLOBAL ADVISORS LIMITED	Sale	46.56	Ordinary	(9,406)	(9,406)
20-Nov-2023	STATE STREET GLOBAL ADVISORS LIMITED	Purchase	46.60	Ordinary	45,389	45,389
21-Nov-2023	STATE STREET GLOBAL ADVISORS LIMITED	Purchase	47.40	Ordinary	1,324	1,324
22-Nov-2023	STATE STREET GLOBAL ADVISORS LIMITED	Purchase	47.85	Ordinary	251	251
22-Nov-2023	STATE STREET GLOBAL ADVISORS LIMITED	Sale	47.84	Ordinary	(3,832)	(3,832)
23-Nov-2023	STATE STREET GLOBAL ADVISORS LIMITED	Purchase	47.41	Ordinary	29,028	29,028
23-Nov-2023	STATE STREET GLOBAL ADVISORS LIMITED	In specie application	n/a	Ordinary	602,513	602,513
24-Nov-2023	STATE STREET GLOBAL ADVISORS LIMITED	Purchase	47.21	Ordinary	1,647	1,647
27-Nov-2023	STATE STREET GLOBAL ADVISORS LIMITED	Purchase	46.52	Ordinary	549	549
30-Nov-2023	STATE STREET GLOBAL ADVISORS LIMITED	Purchase	46.29	Ordinary	438,830	438,830
30-Nov-2023	STATE STREET GLOBAL ADVISORS LIMITED	Purchase	46.29	Ordinary	356	356
30-Nov-2023	STATE STREET GLOBAL ADVISORS LIMITED	Purchase	46.30	Ordinary	35,986	35,986
30-Nov-2023	STATE STREET GLOBAL ADVISORS LIMITED	Purchase	46.30	Ordinary	10,685	10,685
30-Nov-2023	STATE STREET GLOBAL ADVISORS LIMITED	Sale	46.30	Ordinary	(153,787)	(153,787)
01-Dec-2023	STATE STREET GLOBAL ADVISORS LIMITED	In specie application	n/a	Ordinary	17,930	17,930
01-Dec-2023	STATE STREET GLOBAL ADVISORS LIMITED	In specie redemption	n/a	Ordinary	(602,513)	(602,513)
04-Dec-2023	STATE STREET GLOBAL ADVISORS LIMITED	Purchase	47.20	Ordinary	44,298	44,298
05-Dec-2023	STATE STREET GLOBAL ADVISORS LIMITED	Purchase	46.52	Ordinary	1,922	1,922
05-Dec-2023	STATE STREET GLOBAL ADVISORS LIMITED	Sale	46.52	Ordinary	(973)	(973)
11-Dec-2023	STATE STREET GLOBAL ADVISORS LIMITED	Purchase	47.63	Ordinary	40,606	40,606
12-Dec-2023	STATE STREET GLOBAL ADVISORS LIMITED	Purchase	47.56	Ordinary	23,196	23,196
12-Dec-2023	STATE STREET GLOBAL ADVISORS LIMITED	Sale	47.32	Ordinary	(3,978)	(3,978)
13-Dec-2023	STATE STREET GLOBAL ADVISORS LIMITED	Sale	47.87	Ordinary	(1,612)	(1,612)
15-Dec-2023	STATE STREET GLOBAL ADVISORS LIMITED	Purchase	49.41	Ordinary	4,119	4,119
15-Dec-2023	STATE STREET GLOBAL ADVISORS LIMITED	Sale	49.41	Ordinary	(890,376)	(890,376)
20-Dec-2023	STATE STREET GLOBAL ADVISORS LIMITED	Purchase	49.80	Ordinary	732	732
20-Dec-2023	STATE STREET GLOBAL ADVISORS LIMITED	Sale	49.81	Ordinary	(30,374)	(30,374)
21-Dec-2023	STATE STREET GLOBAL ADVISORS LIMITED	Sale	49.56	Ordinary	(12,267)	(12,267)
22-Dec-2023	STATE STREET GLOBAL ADVISORS LIMITED	Purchase	49.73	Ordinary	8,571	8,571
22-Dec-2023	STATE STREET GLOBAL ADVISORS LIMITED	Purchase	49.92	Ordinary	27,180	27,180
22-Dec-2023	STATE STREET GLOBAL ADVISORS LIMITED	Sale	49.92	Ordinary	(10,134)	(10,134)
28-Dec-2023	STATE STREET GLOBAL ADVISORS LIMITED	Purchase	50.72	Ordinary	503	503
02-Jan-2024	STATE STREET GLOBAL ADVISORS LIMITED	Purchase	50.54	Ordinary	2,636	2,636
03-Jan-2024	STATE STREET GLOBAL ADVISORS LIMITED	Purchase	49.77	Ordinary	1,102	1,102
04-Jan-2024	STATE STREET GLOBAL ADVISORS LIMITED	Purchase	49.58	Ordinary	4,253	4,253
08-Jan-2024	STATE STREET GLOBAL ADVISORS LIMITED	Purchase	48.66	Ordinary	15,981	15,981
09-Jan-2024	STATE STREET GLOBAL ADVISORS LIMITED	Purchase	49.95	Ordinary	15,720	15,720
10-Jan-2024	STATE STREET GLOBAL ADVISORS LIMITED	Purchase	47.86	Ordinary	1,094	1,094
11-Jan-2024	STATE STREET GLOBAL ADVISORS LIMITED	Purchase	47.75	Ordinary	38,057	38,057
11-Jan-2024	STATE STREET GLOBAL ADVISORS LIMITED	Purchase	47.81	Ordinary	9,312	9,312
12-Jan-2024	STATE STREET GLOBAL ADVISORS LIMITED	Purchase	47.71	Ordinary	1,656	1,656
15-Jan-2024	STATE STREET GLOBAL ADVISORS LIMITED	Purchase	47.18	Ordinary	6,721	6,721
16-Jan-2024	STATE STREET GLOBAL ADVISORS LIMITED	Purchase	46.50	Ordinary	1,653	1,653
16-Jan-2024	STATE STREET GLOBAL ADVISORS LIMITED	In specie redemption	n/a	Ordinary	(30,599)	(30,599)
17-Jan-2024	STATE STREET GLOBAL ADVISORS LIMITED	Purchase	46.57	Ordinary	1,877	1,877
17-Jan-2024	STATE STREET GLOBAL ADVISORS LIMITED	Sale	46.57	Ordinary	(6,975)	(6,975)
19-Jan-2024	STATE STREET GLOBAL ADVISORS LIMITED	Sale	46.01	Ordinary	(1,327)	(1,327)
22-Jan-2024	STATE STREET GLOBAL ADVISORS LIMITED	Purchase	45.85	Ordinary	3,104	3,104
23-Jan-2024	STATE STREET GLOBAL ADVISORS LIMITED	Purchase	46.86	Ordinary	57,228	57,228
23-Jan-2024	STATE STREET GLOBAL ADVISORS LIMITED	Purchase	46.30	Ordinary	15,987	15,987
23-Jan-2024	STATE STREET GLOBAL ADVISORS LIMITED	Purchase	46.30	Ordinary	1,552	1,552
24-Jan-2024	STATE STREET GLOBAL ADVISORS LIMITED	Purchase	46.86	Ordinary	2,204	2,204
25-Jan-2024	STATE STREET GLOBAL ADVISORS LIMITED	Purchase	47.54	Ordinary	1,202	1,202
29-Jan-2024	STATE STREET GLOBAL ADVISORS LIMITED	Purchase	46.87	Ordinary	776	776
31-Jan-2024	STATE STREET GLOBAL ADVISORS LIMITED	Sale	46.70	Ordinary	(7,648)	(7,648)
31-Jan-2024	STATE STREET GLOBAL ADVISORS LIMITED	Sale	47.97	Ordinary	(795)	(795)
06-Feb-2024	STATE STREET GLOBAL ADVISORS LIMITED	Purchase	45.95	Ordinary	11,835	11,835
06-Feb-2024	STATE STREET GLOBAL ADVISORS LIMITED	Purchase	45.99	Ordinary	22,781	22,781
08-Feb-2024	STATE STREET GLOBAL ADVISORS LIMITED	Purchase	46.54	Ordinary	4,268	4,268
09-Feb-2024	STATE STREET GLOBAL ADVISORS LIMITED	Purchase	46.30	Ordinary	2,204	2,204
09-Feb-2024	STATE STREET GLOBAL ADVISORS LIMITED	Sale	46.25	Ordinary	(9,349)	(9,349)
15-Feb-2024	STATE STREET GLOBAL ADVISORS LIMITED	Purchase	45.37	Ordinary	25,768	25,768
16-Feb-2024	STATE STREET GLOBAL ADVISORS LIMITED	Sale	45.50	Ordinary	(1,078)	(1,078)
20-Feb-2024	STATE STREET GLOBAL ADVISORS LIMITED	Purchase	45.54	Ordinary	224,065	224,065
21-Feb-2024	STATE STREET GLOBAL ADVISORS LIMITED	Purchase	44.47	Ordinary	4,521	4,521
23-Feb-2024	STATE STREET GLOBAL ADVISORS LIMITED	Purchase	44.53	Ordinary	48,306	48,306
29-Feb-2024	STATE STREET GLOBAL ADVISORS LIMITED	Purchase	43.93	Ordinary	23,793	23,793
29-Feb-2024	STATE STREET GLOBAL ADVISORS LIMITED	Sale	43.93	Ordinary	(128,348)	(128,348)
04-Mar-2024	STATE STREET GLOBAL ADVISORS LIMITED	Purchase	44.23	Ordinary	1,556	1,556
05-Mar-2024	STATE STREET GLOBAL ADVISORS LIMITED	Purchase	44.65	Ordinary	34,441	34,441
07-Mar-2024	STATE STREET GLOBAL ADVISORS LIMITED	Sale	43.86	Ordinary	(2,046)	(2,046)
11-Mar-2024	STATE STREET GLOBAL ADVISORS LIMITED	Purchase	42.82	Ordinary	5,047	5,047
14-Mar-2024	STATE STREET GLOBAL ADVISORS LIMITED	Purchase	42.98	Ordinary	29,663	29,663
15-Mar-2024	STATE STREET GLOBAL ADVISORS LIMITED	Purchase	42.98	Ordinary	29,592	29,592
15-Mar-2024	STATE STREET GLOBAL ADVISORS LIMITED	Sale	42.41	Ordinary	(4,882)	(4,882)
15-Mar-2024	STATE STREET GLOBAL ADVISORS LIMITED	Sale	42.42	Ordinary	(45,005)	(45,005)
19-Mar-2024	STATE STREET GLOBAL ADVISORS LIMITED	Purchase	43.59	Ordinary	2,148	2,148
20-Mar-2024	STATE STREET GLOBAL ADVISORS LIMITED	Purchase	43.46	Ordinary	27,683	27,683
21-Mar-2024	STATE STREET GLOBAL ADVISORS LIMITED	Sale	44.06	Ordinary	(8,711)	(8,711)
21-Mar-2024	STATE STREET GLOBAL ADVISORS LIMITED	Sale	44.15	Ordinary	(53,724)	(53,724)
26-Mar-2024	STATE STREET GLOBAL ADVISORS LIMITED	Sale	43.67	Ordinary	(5,916)	(5,916)
26-Mar-2024	STATE STREET GLOBAL ADVISORS LIMITED	Sale	43.62	Ordinary	(5,529)	(5,529)
27-Mar-2024	STATE STREET GLOBAL ADVISORS LIMITED	Sale	43.68	Ordinary	(3,116)	(3,116)
28-Mar-2024	STATE STREET GLOBAL ADVISORS LIMITED	Purchase	44.27	Ordinary	1,167	1,167
28-Mar-2024	STATE STREET GLOBAL ADVISORS LIMITED	Sale	44.43	Ordinary	(93,249)	(93,249)
02-Apr-2024	STATE STREET GLOBAL ADVISORS LIMITED	Purchase	45.00	Ordinary	39,322	39,322
02-Apr-2024	STATE STREET GLOBAL ADVISORS LIMITED	Sale	45.93	Ordinary	(2,204)	(2,204)
03-Apr-2024	STATE STREET GLOBAL ADVISORS LIMITED	Purchase	44.86	Ordinary	1,450	1,450
03-Apr-2024	STATE STREET GLOBAL ADVISORS LIMITED	Sale	44.86	Ordinary	(18,198)	(18,198)
08-Apr-2024	STATE STREET GLOBAL ADVISORS LIMITED	Purchase	44.16	Ordinary	43,703	43,703
08-Apr-2024	STATE STREET GLOBAL ADVISORS LIMITED	Purchase	44.25	Ordinary	1,614	1,614
08-Apr-2024	STATE STREET GLOBAL ADVISORS LIMITED	Sale	44.25	Ordinary	(20,737)	(20,737)
09-Apr-2024	STATE STREET GLOBAL ADVISORS LIMITED	Sale	45.29	Ordinary	(18,000)	(18,000)
10-Apr-2024	STATE STREET GLOBAL ADVISORS LIMITED	Sale	45.43	Ordinary	(8,740)	(8,740)
11-Apr-2024	STATE STREET GLOBAL ADVISORS LIMITED	Purchase	45.65	Ordinary	47,307	47,307
12-Apr-2024	STATE STREET GLOBAL ADVISORS LIMITED	Purchase	45.43	Ordinary	53,213	53,213
12-Apr-2024	STATE STREET GLOBAL ADVISORS LIMITED	Purchase	45.52	Ordinary	3,228	3,228
15-Apr-2024	STATE STREET GLOBAL ADVISORS LIMITED	Purchase	45.70	Ordinary	55,699	55,699
16-Apr-2024	STATE STREET GLOBAL ADVISORS LIMITED	Purchase	45.37	Ordinary	42,595	42,595
17-Apr-2024	STATE STREET GLOBAL ADVISORS LIMITED	Purchase	44.70	Ordinary	71,825	71,825
17-Apr-2024	STATE STREET GLOBAL ADVISORS LIMITED	Sale	44.44	Ordinary	(1,320)	(1,320)
19-Apr-2024	STATE STREET GLOBAL ADVISORS LIMITED	Purchase	44.63	Ordinary	7,457	7,457
19-Apr-2024	STATE STREET GLOBAL ADVISORS LIMITED	Purchase	44.63	Ordinary	18,536	18,536
22-Apr-2024	STATE STREET GLOBAL ADVISORS LIMITED	Sale	45.42	Ordinary	(2,818)	(2,818)
22-Apr-2024	STATE STREET GLOBAL ADVISORS LIMITED	Sale	45.42	Ordinary	(371)	(371)
23-Apr-2024	STATE STREET GLOBAL ADVISORS LIMITED	Sale	45.50	Ordinary	(2,504)	(2,504)
23-Apr-2024	STATE STREET GLOBAL ADVISORS LIMITED	In specie application	n/a	Ordinary	8,491	8,491
23-Apr-2024	STATE STREET GLOBAL ADVISORS LIMITED	In specie redemption	n/a	Ordinary	(8,491)	(8,491)
24-Apr-2024	STATE STREET GLOBAL ADVISORS LIMITED	Purchase	45.11	Ordinary	119,452	119,452
24-Apr-2024	STATE STREET GLOBAL ADVISORS LIMITED	Sale	45.23	Ordinary	(2,340)	(2,340)
26-Apr-2024	STATE STREET GLOBAL ADVISORS LIMITED	Purchase	43.15	Ordinary	2,152	2,152
26-Apr-2024	STATE STREET GLOBAL ADVISORS LIMITED	Purchase	43.60	Ordinary	52,241	52,241
26-Apr-2024	STATE STREET GLOBAL ADVISORS LIMITED	Sale	43.15	Ordinary	(989)	(989)
29-Apr-2024	STATE STREET GLOBAL ADVISORS LIMITED	Purchase	42.97	Ordinary	2,156	2,156
29-Apr-2024	STATE STREET GLOBAL ADVISORS LIMITED	Sale	43.14	Ordinary	(1,457)	(1,457)
30-Apr-2024	STATE STREET GLOBAL ADVISORS LIMITED	Purchase	43.25	Ordinary	30,051	30,051

30-Apr-2024	STATE STREET GLOBAL ADVISORS LIMITED	Sale	43.03	Ordinary	(7,230)	(7,230)
01-May-2024	STATE STREET GLOBAL ADVISORS LIMITED	Purchase	42.32	Ordinary	17,058	17,058
02-May-2024	STATE STREET GLOBAL ADVISORS LIMITED	Purchase	42.38	Ordinary	4,285	4,285
06-May-2024	STATE STREET GLOBAL ADVISORS LIMITED	Purchase	42.64	Ordinary	42,474	42,474
07-May-2024	STATE STREET GLOBAL ADVISORS LIMITED	Sale	43.42	Ordinary	(18,917)	(18,917)
07-May-2024	STATE STREET GLOBAL ADVISORS LIMITED	Sale	43.42	Ordinary	(1,143)	(1,143)
08-May-2024	STATE STREET GLOBAL ADVISORS LIMITED	Purchase	43.38	Ordinary	6,061	6,061
13-May-2024	STATE STREET GLOBAL ADVISORS LIMITED	Purchase	43.34	Ordinary	30,959	30,959
22-Aug-2022	STATE STREET GLOBAL ADVISORS, AUSTRALIA, LIMITED	Purchase	41.44	Ordinary	619	619
24-Aug-2022	STATE STREET GLOBAL ADVISORS, AUSTRALIA, LIMITED	Purchase	41.90	Ordinary	7,024	7,024
25-Aug-2022	STATE STREET GLOBAL ADVISORS, AUSTRALIA, LIMITED	Purchase	42.88	Ordinary	928	928
26-Aug-2022	STATE STREET GLOBAL ADVISORS, AUSTRALIA, LIMITED	Sale	42.81	Ordinary	(33,947)	(33,947)
26-Aug-2022	STATE STREET GLOBAL ADVISORS, AUSTRALIA, LIMITED	In specie redemption	n/a	Ordinary	(3,652)	(3,652)
29-Aug-2022	STATE STREET GLOBAL ADVISORS, AUSTRALIA, LIMITED	In specie application	n/a	Ordinary	86,205	86,205
30-Aug-2022	STATE STREET GLOBAL ADVISORS, AUSTRALIA, LIMITED	In specie application	n/a	Ordinary	4,836	4,836
31-Aug-2022	STATE STREET GLOBAL ADVISORS, AUSTRALIA, LIMITED	Purchase	40.60	Ordinary	165,881	165,881
31-Aug-2022	STATE STREET GLOBAL ADVISORS, AUSTRALIA, LIMITED	Purchase	40.60	Ordinary	49,284	49,284
31-Aug-2022	STATE STREET GLOBAL ADVISORS, AUSTRALIA, LIMITED	Purchase	40.61	Ordinary	74,830	74,830
31-Aug-2022	STATE STREET GLOBAL ADVISORS, AUSTRALIA, LIMITED	Purchase	40.67	Ordinary	10,366	10,366
31-Aug-2022	STATE STREET GLOBAL ADVISORS, AUSTRALIA, LIMITED	Purchase	40.67	Ordinary	5,420	5,420
31-Aug-2022	STATE STREET GLOBAL ADVISORS, AUSTRALIA, LIMITED	Purchase	40.67	Ordinary	626	626
31-Aug-2022	STATE STREET GLOBAL ADVISORS, AUSTRALIA, LIMITED	In specie application	n/a	Ordinary	4,804	4,804
01-Sep-2022	STATE STREET GLOBAL ADVISORS, AUSTRALIA, LIMITED	In specie redemption	n/a	Ordinary	105,702	105,702
02-Sep-2022	STATE STREET GLOBAL ADVISORS, AUSTRALIA, LIMITED	Purchase	36.77	Ordinary	44,057	44,057
02-Sep-2022	STATE STREET GLOBAL ADVISORS, AUSTRALIA, LIMITED	Purchase	36.78	Ordinary	38,021	38,021
02-Sep-2022	STATE STREET GLOBAL ADVISORS, AUSTRALIA, LIMITED	In specie redemption	n/a	Ordinary	(5,896)	(5,896)
05-Sep-2022	STATE STREET GLOBAL ADVISORS, AUSTRALIA, LIMITED	Sale	37.72	Ordinary	(6,467)	(6,467)
05-Sep-2022	STATE STREET GLOBAL ADVISORS, AUSTRALIA, LIMITED	In specie application	n/a	Ordinary	2,440	2,440
05-Sep-2022	STATE STREET GLOBAL ADVISORS, AUSTRALIA, LIMITED	In specie redemption	n/a	Ordinary	(4,850)	(4,850)
07-Sep-2022	STATE STREET GLOBAL ADVISORS, AUSTRALIA, LIMITED	In specie application	n/a	Ordinary	7,383	7,383
08-Sep-2022	STATE STREET GLOBAL ADVISORS, AUSTRALIA, LIMITED	Sale	36.89	Ordinary	(2,486)	(2,486)
08-Sep-2022	STATE STREET GLOBAL ADVISORS, AUSTRALIA, LIMITED	In specie redemption	n/a	Ordinary	(11,860)	(11,860)
09-Sep-2022	STATE STREET GLOBAL ADVISORS, AUSTRALIA, LIMITED	In specie redemption	n/a	Ordinary	(118,410)	(118,410)
14-Sep-2022	STATE STREET GLOBAL ADVISORS, AUSTRALIA, LIMITED	In specie application	n/a	Ordinary	2,465	2,465
15-Sep-2022	STATE STREET GLOBAL ADVISORS, AUSTRALIA, LIMITED	In specie application	n/a	Ordinary	5,268	5,268
16-Sep-2022	STATE STREET GLOBAL ADVISORS, AUSTRALIA, LIMITED	Purchase	38.04	Ordinary	168,652	168,652
16-Sep-2022	STATE STREET GLOBAL ADVISORS, AUSTRALIA, LIMITED	Purchase	38.04	Ordinary	8,062	8,062
16-Sep-2022	STATE STREET GLOBAL ADVISORS, AUSTRALIA, LIMITED	Sale	38.04	Ordinary	(28,737)	(28,737)
20-Sep-2022	STATE STREET GLOBAL ADVISORS, AUSTRALIA, LIMITED	Sale	39.16	Ordinary	(669)	(669)
21-Sep-2022	STATE STREET GLOBAL ADVISORS, AUSTRALIA, LIMITED	Sale	37.96	Ordinary	(5,125)	(5,125)
21-Sep-2022	STATE STREET GLOBAL ADVISORS, AUSTRALIA, LIMITED	In specie application	n/a	Ordinary	7,420	7,420
21-Sep-2022	STATE STREET GLOBAL ADVISORS, AUSTRALIA, LIMITED	In specie application	n/a	Ordinary	786,535	786,535
21-Sep-2022	STATE STREET GLOBAL ADVISORS, AUSTRALIA, LIMITED	In specie redemption	n/a	Ordinary	(786,535)	(786,535)
23-Sep-2022	STATE STREET GLOBAL ADVISORS, AUSTRALIA, LIMITED	In specie application	n/a	Ordinary	23,646	23,646
26-Sep-2022	STATE STREET GLOBAL ADVISORS, AUSTRALIA, LIMITED	Purchase	36.20	Ordinary	91,888	91,888
26-Sep-2022	STATE STREET GLOBAL ADVISORS, AUSTRALIA, LIMITED	In specie application	n/a	Ordinary	7,401	7,401
27-Sep-2022	STATE STREET GLOBAL ADVISORS, AUSTRALIA, LIMITED	Purchase	37.20	Ordinary	5,194	5,194
27-Sep-2022	STATE STREET GLOBAL ADVISORS, AUSTRALIA, LIMITED	In specie application	n/a	Ordinary	19,205	19,205
28-Sep-2022	STATE STREET GLOBAL ADVISORS, AUSTRALIA, LIMITED	Purchase	37.25	Ordinary	21,676	21,676
28-Sep-2022	STATE STREET GLOBAL ADVISORS, AUSTRALIA, LIMITED	In specie application	n/a	Ordinary	2,467	2,467
29-Sep-2022	STATE STREET GLOBAL ADVISORS, AUSTRALIA, LIMITED	Purchase	38.17	Ordinary	276,158	276,158
04-Oct-2022	STATE STREET GLOBAL ADVISORS, AUSTRALIA, LIMITED	Purchase	40.00	Ordinary	410	410
04-Oct-2022	STATE STREET GLOBAL ADVISORS, AUSTRALIA, LIMITED	In specie application	n/a	Ordinary	4,820	4,820
06-Oct-2022	STATE STREET GLOBAL ADVISORS, AUSTRALIA, LIMITED	Purchase	40.78	Ordinary	171,239	171,239
10-Oct-2022	STATE STREET GLOBAL ADVISORS, AUSTRALIA, LIMITED	In specie application	n/a	Ordinary	2,410	2,410
11-Oct-2022	STATE STREET GLOBAL ADVISORS, AUSTRALIA, LIMITED	In specie redemption	n/a	Ordinary	(17,727)	(17,727)
13-Oct-2022	STATE STREET GLOBAL ADVISORS, AUSTRALIA, LIMITED	Purchase	39.23	Ordinary	1,332	1,332
13-Oct-2022	STATE STREET GLOBAL ADVISORS, AUSTRALIA, LIMITED	In specie application	n/a	Ordinary	48,838	48,838
17-Oct-2022	STATE STREET GLOBAL ADVISORS, AUSTRALIA, LIMITED	Purchase	38.87	Ordinary	13,857	13,857
17-Oct-2022	STATE STREET GLOBAL ADVISORS, AUSTRALIA, LIMITED	Purchase	37.69	Ordinary	176,989	176,989
17-Oct-2022	STATE STREET GLOBAL ADVISORS, AUSTRALIA, LIMITED	In specie application	n/a	Ordinary	4,828	4,828
18-Oct-2022	STATE STREET GLOBAL ADVISORS, AUSTRALIA, LIMITED	In specie application	n/a	Ordinary	23,900	23,900
19-Oct-2022	STATE STREET GLOBAL ADVISORS, AUSTRALIA, LIMITED	In specie application	n/a	Ordinary	2,414	2,414
21-Oct-2022	STATE STREET GLOBAL ADVISORS, AUSTRALIA, LIMITED	Purchase	38.07	Ordinary	156,631	156,631
26-Oct-2022	STATE STREET GLOBAL ADVISORS, AUSTRALIA, LIMITED	In specie application	n/a	Ordinary	13,153	13,153
28-Oct-2022	STATE STREET GLOBAL ADVISORS, AUSTRALIA, LIMITED	Sale	37.36	Ordinary	(921)	(921)
31-Oct-2022	STATE STREET GLOBAL ADVISORS, AUSTRALIA, LIMITED	Sale	37.36	Ordinary	(431,401)	(431,401)
31-Oct-2022	STATE STREET GLOBAL ADVISORS, AUSTRALIA, LIMITED	Sale	37.36	Ordinary	(75,840)	(75,840)
31-Oct-2022	STATE STREET GLOBAL ADVISORS, AUSTRALIA, LIMITED	In specie application	n/a	Ordinary	2,414	2,414
02-Nov-2022	STATE STREET GLOBAL ADVISORS, AUSTRALIA, LIMITED	In specie redemption	n/a	Ordinary	(4,780)	(4,780)
03-Nov-2022	STATE STREET GLOBAL ADVISORS, AUSTRALIA, LIMITED	In specie redemption	n/a	Ordinary	(3,836,654)	(3,836,654)
08-Nov-2022	STATE STREET GLOBAL ADVISORS, AUSTRALIA, LIMITED	Sale	40.85	Ordinary	(413,546)	(413,546)
09-Nov-2022	STATE STREET GLOBAL ADVISORS, AUSTRALIA, LIMITED	Purchase	41.20	Ordinary	1,186	1,186
09-Nov-2022	STATE STREET GLOBAL ADVISORS, AUSTRALIA, LIMITED	Sale	41.19	Ordinary	(599)	(599)
09-Nov-2022	STATE STREET GLOBAL ADVISORS, AUSTRALIA, LIMITED	In specie application	n/a	Ordinary	88,650	88,650
10-Nov-2022	STATE STREET GLOBAL ADVISORS, AUSTRALIA, LIMITED	In specie application	n/a	Ordinary	91,088	91,088
14-Nov-2022	STATE STREET GLOBAL ADVISORS, AUSTRALIA, LIMITED	In specie redemption	n/a	Ordinary	(4,789)	(4,789)
15-Nov-2022	STATE STREET GLOBAL ADVISORS, AUSTRALIA, LIMITED	Purchase	43.94	Ordinary	247,329	247,329
18-Nov-2022	STATE STREET GLOBAL ADVISORS, AUSTRALIA, LIMITED	In specie redemption	n/a	Ordinary	(88,650)	(88,650)
21-Nov-2022	STATE STREET GLOBAL ADVISORS, AUSTRALIA, LIMITED	In specie application	n/a	Ordinary	170,896	170,896
21-Nov-2022	STATE STREET GLOBAL ADVISORS, AUSTRALIA, LIMITED	In specie redemption	n/a	Ordinary	(11,818)	(11,818)
22-Nov-2022	STATE STREET GLOBAL ADVISORS, AUSTRALIA, LIMITED	Sale	43.51	Ordinary	(1,454)	(1,454)
22-Nov-2022	STATE STREET GLOBAL ADVISORS, AUSTRALIA, LIMITED	Sale	43.54	Ordinary	(1,059)	(1,059)
25-Nov-2022	STATE STREET GLOBAL ADVISORS, AUSTRALIA, LIMITED	In specie application	n/a	Ordinary	4,886	4,886
29-Nov-2022	STATE STREET GLOBAL ADVISORS, AUSTRALIA, LIMITED	Purchase	44.50	Ordinary	5,438	5,438
29-Nov-2022	STATE STREET GLOBAL ADVISORS, AUSTRALIA, LIMITED	Purchase	44.50	Ordinary	2,311	2,311
29-Nov-2022	STATE STREET GLOBAL ADVISORS, AUSTRALIA, LIMITED	Sale	44.88	Ordinary	(425)	(425)
30-Nov-2022	STATE STREET GLOBAL ADVISORS, AUSTRALIA, LIMITED	Purchase	45.52	Ordinary	761,194	761,194
01-Dec-2022	STATE STREET GLOBAL ADVISORS, AUSTRALIA, LIMITED	Purchase	46.46	Ordinary	9,927	9,927
01-Dec-2022	STATE STREET GLOBAL ADVISORS, AUSTRALIA, LIMITED	In specie redemption	n/a	Ordinary	(197,190)	(197,190)
03-Dec-2022	STATE STREET GLOBAL ADVISORS, AUSTRALIA, LIMITED	Sale	46.76	Ordinary	(940)	(940)
05-Dec-2022	STATE STREET GLOBAL ADVISORS, AUSTRALIA, LIMITED	In specie redemption	n/a	Ordinary	(11,814)	(11,814)
06-Dec-2022	STATE STREET GLOBAL ADVISORS, AUSTRALIA, LIMITED	In specie redemption	n/a	Ordinary	(4,802)	(4,802)
08-Dec-2022	STATE STREET GLOBAL ADVISORS, AUSTRALIA, LIMITED	Purchase	46.33	Ordinary	33,640	33,640
08-Dec-2022	STATE STREET GLOBAL ADVISORS, AUSTRALIA, LIMITED	Sale	46.23	Ordinary	(16,202)	(16,202)
08-Dec-2022	STATE STREET GLOBAL ADVISORS, AUSTRALIA, LIMITED	Sale	46.24	Ordinary	(529)	(529)
12-Dec-2022	STATE STREET GLOBAL ADVISORS, AUSTRALIA, LIMITED	Sale	46.79	Ordinary	(7,372)	(7,372)
15-Dec-2022	STATE STREET GLOBAL ADVISORS, AUSTRALIA, LIMITED	In specie application	n/a	Ordinary	2,763	2,763
16-Dec-2022	STATE STREET GLOBAL ADVISORS, AUSTRALIA, LIMITED	Purchase	45.67	Ordinary	565,970	565,970
16-Dec-2022	STATE STREET GLOBAL ADVISORS, AUSTRALIA, LIMITED	Purchase	45.67	Ordinary	689	689
16-Dec-2022	STATE STREET GLOBAL ADVISORS, AUSTRALIA, LIMITED	Purchase	46.02	Ordinary	45,210	45,210
16-Dec-2022	STATE STREET GLOBAL ADVISORS, AUSTRALIA, LIMITED	Sale	45.67	Ordinary	(23,263)	(23,263)
16-Dec-2022	STATE STREET GLOBAL ADVISORS, AUSTRALIA, LIMITED	Sale	45.67	Ordinary	(17,792)	(17,792)
19-Dec-2022	STATE STREET GLOBAL ADVISORS, AUSTRALIA, LIMITED	Sale	45.99	Ordinary	(891)	(891)
19-Dec-2022	STATE STREET GLOBAL ADVISORS, AUSTRALIA, LIMITED	In specie application	n/a	Ordinary	2,762	2,762
20-Dec-2022	STATE STREET GLOBAL ADVISORS, AUSTRALIA, LIMITED	Purchase	45.35	Ordinary	2,842	2,842
20-Dec-2022	STATE STREET GLOBAL ADVISORS, AUSTRALIA, LIMITED	Purchase	45.36	Ordinary	2,822	2,822
21-Dec-2022	STATE STREET GLOBAL ADVISORS, AUSTRALIA, LIMITED	In specie redemption	n/a	Ordinary	(15,509)	(15,509)
22-Dec-2022	STATE STREET GLOBAL ADVISORS, AUSTRALIA, LIMITED	In specie application	n/a	Ordinary	38,100	38,100
22-Dec-2022	STATE STREET GLOBAL ADVISORS, AUSTRALIA, LIMITED	In specie application	n/a	Ordinary	100,219	100,219
22-Dec-2022	STATE STREET GLOBAL ADVISORS, AUSTRALIA, LIMITED	In specie application	n/a	Ordinary	34,400	34,400
22-Dec-2022	STATE STREET GLOBAL ADVISORS, AUSTRALIA, LIMITED	In specie application	n/a	Ordinary	3,945	3,945
22-Dec-2022	STATE STREET GLOBAL ADVISORS, AUSTRALIA, LIMITED	In specie application	n/a	Ordinary	32,248	32,248
22-Dec-2022	STATE STREET GLOBAL ADVISORS, AUSTRALIA, LIMITED	In specie application	n/a	Ordinary	76,055	76,055
22-Dec-2022	STATE STREET GLOBAL ADVISORS, AUSTRALIA, LIMITED	In specie application	n/a	Ordinary	195,977	195,977
22-Dec-2022	STATE STREET GLOBAL ADVISORS, AUSTRALIA, LIMITED	In specie redemption	n/a	Ordinary	(480,944)	(480,944)
23-Dec-2022	STATE STREET GLOBAL ADVISORS, AUSTRALIA, LIMITED	In specie redemption	n/a	Ordinary	(31,104)	(31,104)
28-Dec-2022	STATE STREET GLOBAL ADVISORS, AUSTRALIA, LIMITED	Sale	46.54	Ordinary	(852)	(852)
28-Dec-2022	STATE STREET GLOBAL ADVISORS, AUSTRALIA, LIMITED	Sale	46.55	Ordinary	(42,331)	(42,331)
29-Dec-2022	STATE STREET GLOBAL ADVISORS, AUSTRALIA, LIMITED	Sale	45.79	Ordinary	(854)	(854)
04-Jan-2023	STATE STREET GLOBAL ADVISORS, AUSTRALIA, LIMITED	In specie application	n/a	Ordinary	3,630	3,630
05-Jan-2023	STATE STREET GLOBAL ADVISORS, AUSTRALIA, LIMITED	In specie application	n/a	Ordinary	2,746	2,746
05-Jan-2023	STATE STREET GLOBAL ADVISORS, AUSTRALIA, LIMITED	In specie redemption	n/a	Ordinary	(182,720)	(182,720)
06-Jan-2023	STATE STREET GLOBAL ADVISORS, AUSTRALIA, LIMITED	In specie application	n/a	Ordinary	11,420	11,420
09-Jan-2023	STATE STREET GLOBAL ADVISORS, AUSTRALIA, LIMITED	Purchase	48.01	Ordinary	44,493	44,493
10-Jan-2023	STATE STREET GLOBAL ADVISORS, AUSTRALIA, LIMITED	Purchase	47.89	Ordinary	6,810	6,810
10-Jan-2023	STATE STREET GLOBAL ADVISORS, AUSTRALIA, LIMITED	Purchase	47.89	Ordinary	4,143	4,143
10-Jan-2023	STATE STREET GLOBAL ADVISORS, AUSTRALIA, LIMITED	Sale	47.76	Ordinary	(317)	(317)
10-Jan-2023	STATE STREET GLOBAL ADVISORS, AUSTRALIA, LIMITED	Sale	47.85	Ordinary	(103)	(103)
12-Jan-2023	STATE STREET GLOBAL ADVISORS, AUSTRALIA, LIMITED	Purchase	49.33	Ordinary	2,483	2,483
16-Jan-2023	STATE STREET GLOBAL ADVISORS, AUSTRALIA, LIMITED	In specie redemption	n/a	Ordinary	(4,756)	(4,756)
19-Jan-2023	STATE STREET GLOBAL ADVISORS, AUSTRALIA, LIMITED	Sale	49.68	Ordinary	(130,445)	(130,445)
30-Jan-2023	STATE STREET GLOBAL ADVISORS, AUSTRALIA, LIMITED	In specie redemption	n/a	Ordinary	(4,756)	(4,756)
31-Jan-2023	STATE STREET GLOBAL ADVISORS, AUSTRALIA, LIMITED	Sale	49.38	Ordinary	(2,126)	(2,126)
31-Jan-2023	STATE STREET GLOBAL ADVISORS, AUSTRALIA, LIMITED	Sale	49.38	Ordinary	(55,323)	(55,323)
31-Jan-2023	STATE STREET GLOBAL ADVISORS, AUSTRALIA, LIMITED	Sale	49.38	Ordinary	(5,172)	(5,172)
31-Jan-2023	STATE STREET GLOBAL ADVISORS, AUSTRALIA, LIMITED	Sale	49.39	Ordinary	(11,417)	(11,417)
07-Feb-2023	STATE STREET GLOBAL ADVISORS, AUSTRALIA, LIMITED	Sale	48.01	Ordinary	(259,460)	(259,460)
09-Feb-2023	STATE STREET GLOBAL ADVISORS, AUSTRALIA, LIMITED	Purchase	48.11	Ordinary	10,863	10,863
09-Feb-2023	STATE STREET GLOBAL ADVISORS, AUSTRALIA, LIMITED	Purchase	48.11	Ordinary	16,849	16,849
09-Feb-2023	STATE STREET GLOBAL ADVISORS, AUSTRALIA, LIMITED	In specie application	n/a	Ordinary	2,746	2,746
10-Feb-2023	STATE STREET GLOBAL ADVISORS, AUSTRALIA, LIMITED	In specie application	n/a	Ordinary	5,702	5,702
13-Feb-2023	STATE STREET GLOBAL ADVISORS, AUSTRALIA, LIMITED	Sale	47.87	Ordinary	(17,584)	(17,584)
14-Feb-2023	STATE STREET GLOBAL ADVISORS, AUSTRALIA, LIMITED	In specie redemption	n/a	Ordinary	(9,510)	(9,510)
16-Feb-2023	STATE STREET GLOBAL ADVISORS, AUSTRALIA, LIMITED	In specie application	n/a	Ordinary	2,745	2,745

16-Feb-2023	STATE STREET GLOBAL ADVISORS, AUSTRALIA, LIMITED	In specie redemption	n/a	Ordinary	(4,756)	(4,756)
17-Feb-2023	STATE STREET GLOBAL ADVISORS, AUSTRALIA, LIMITED	Sale	48.15	Ordinary	(874)	(874)
17-Feb-2023	STATE STREET GLOBAL ADVISORS, AUSTRALIA, LIMITED	Sale	48.15	Ordinary	(226)	(226)
17-Feb-2023	STATE STREET GLOBAL ADVISORS, AUSTRALIA, LIMITED	In specie application	n/a	Ordinary	38,590	38,590
20-Feb-2023	STATE STREET GLOBAL ADVISORS, AUSTRALIA, LIMITED	In specie application	n/a	Ordinary	5,702	5,702
21-Feb-2023	STATE STREET GLOBAL ADVISORS, AUSTRALIA, LIMITED	Purchase	48.30	Ordinary	313	313
21-Feb-2023	STATE STREET GLOBAL ADVISORS, AUSTRALIA, LIMITED	In specie application	n/a	Ordinary	2,750	2,750
23-Feb-2023	STATE STREET GLOBAL ADVISORS, AUSTRALIA, LIMITED	Purchase	46.75	Ordinary	250	250
23-Feb-2023	STATE STREET GLOBAL ADVISORS, AUSTRALIA, LIMITED	In specie application	n/a	Ordinary	14,151	14,151
24-Feb-2023	STATE STREET GLOBAL ADVISORS, AUSTRALIA, LIMITED	In specie application	n/a	Ordinary	76,055	76,055
24-Feb-2023	STATE STREET GLOBAL ADVISORS, AUSTRALIA, LIMITED	In specie application	n/a	Ordinary	5,706	5,706
24-Feb-2023	STATE STREET GLOBAL ADVISORS, AUSTRALIA, LIMITED	In specie application	n/a	Ordinary	121,939	121,939
24-Feb-2023	STATE STREET GLOBAL ADVISORS, AUSTRALIA, LIMITED	In specie redemption	n/a	Ordinary	(2,017)	(2,017)
24-Feb-2023	STATE STREET GLOBAL ADVISORS, AUSTRALIA, LIMITED	In specie redemption	n/a	Ordinary	(195,977)	(195,977)
27-Feb-2023	STATE STREET GLOBAL ADVISORS, AUSTRALIA, LIMITED	Purchase	44.54	Ordinary	4,236	4,236
27-Feb-2023	STATE STREET GLOBAL ADVISORS, AUSTRALIA, LIMITED	Sale	44.56	Ordinary	(898)	(898)
27-Feb-2023	STATE STREET GLOBAL ADVISORS, AUSTRALIA, LIMITED	In specie application	n/a	Ordinary	2,763	2,763
27-Feb-2023	STATE STREET GLOBAL ADVISORS, AUSTRALIA, LIMITED	In specie redemption	n/a	Ordinary	(9,546)	(9,546)
28-Feb-2023	STATE STREET GLOBAL ADVISORS, AUSTRALIA, LIMITED	Purchase	45.20	Ordinary	9,822	9,822
28-Feb-2023	STATE STREET GLOBAL ADVISORS, AUSTRALIA, LIMITED	Purchase	45.20	Ordinary	118,287	118,287
01-Mar-2023	STATE STREET GLOBAL ADVISORS, AUSTRALIA, LIMITED	Sale	46.22	Ordinary	(16,237)	(16,237)
01-Mar-2023	STATE STREET GLOBAL ADVISORS, AUSTRALIA, LIMITED	In specie redemption	n/a	Ordinary	(4,779)	(4,779)
02-Mar-2023	STATE STREET GLOBAL ADVISORS, AUSTRALIA, LIMITED	Sale	46.00	Ordinary	(581)	(581)
02-Mar-2023	STATE STREET GLOBAL ADVISORS, AUSTRALIA, LIMITED	Sale	48.00	Ordinary	(771)	(771)
02-Mar-2023	STATE STREET GLOBAL ADVISORS, AUSTRALIA, LIMITED	In specie application	n/a	Ordinary	45,840	45,840
03-Mar-2023	STATE STREET GLOBAL ADVISORS, AUSTRALIA, LIMITED	Purchase	48.32	Ordinary	19,671	19,671
06-Mar-2023	STATE STREET GLOBAL ADVISORS, AUSTRALIA, LIMITED	In specie application	n/a	Ordinary	11,470	11,470
08-Mar-2023	STATE STREET GLOBAL ADVISORS, AUSTRALIA, LIMITED	In specie application	n/a	Ordinary	9,578	9,578
09-Mar-2023	STATE STREET GLOBAL ADVISORS, AUSTRALIA, LIMITED	Sale	46.59	Ordinary	(529)	(529)
10-Mar-2023	STATE STREET GLOBAL ADVISORS, AUSTRALIA, LIMITED	Sale	45.01	Ordinary	(49,079)	(49,079)
14-Mar-2023	STATE STREET GLOBAL ADVISORS, AUSTRALIA, LIMITED	Sale	44.96	Ordinary	(534)	(534)
14-Mar-2023	STATE STREET GLOBAL ADVISORS, AUSTRALIA, LIMITED	In specie application	n/a	Ordinary	2,815	2,815
15-Mar-2023	STATE STREET GLOBAL ADVISORS, AUSTRALIA, LIMITED	In specie application	n/a	Ordinary	2,815	2,815
16-Mar-2023	STATE STREET GLOBAL ADVISORS, AUSTRALIA, LIMITED	In specie application	n/a	Ordinary	2,817	2,817
17-Mar-2023	STATE STREET GLOBAL ADVISORS, AUSTRALIA, LIMITED	Purchase	43.39	Ordinary	33,771	33,771
17-Mar-2023	STATE STREET GLOBAL ADVISORS, AUSTRALIA, LIMITED	Sale	43.39	Ordinary	(1,084)	(1,084)
17-Mar-2023	STATE STREET GLOBAL ADVISORS, AUSTRALIA, LIMITED	Sale	43.39	Ordinary	(419)	(419)
17-Mar-2023	STATE STREET GLOBAL ADVISORS, AUSTRALIA, LIMITED	Sale	43.39	Ordinary	(30,313)	(30,313)
17-Mar-2023	STATE STREET GLOBAL ADVISORS, AUSTRALIA, LIMITED	Sale	43.39	Ordinary	(24,618)	(24,618)
17-Mar-2023	STATE STREET GLOBAL ADVISORS, AUSTRALIA, LIMITED	In specie application	n/a	Ordinary	5,636	5,636
20-Mar-2023	STATE STREET GLOBAL ADVISORS, AUSTRALIA, LIMITED	In specie application	n/a	Ordinary	2,818	2,818
21-Mar-2023	STATE STREET GLOBAL ADVISORS, AUSTRALIA, LIMITED	In specie application	n/a	Ordinary	2,819	2,819
21-Mar-2023	STATE STREET GLOBAL ADVISORS, AUSTRALIA, LIMITED	In specie redemption	n/a	Ordinary	(9,662)	(9,662)
23-Mar-2023	STATE STREET GLOBAL ADVISORS, AUSTRALIA, LIMITED	In specie application	n/a	Ordinary	5,916	5,916
24-Mar-2023	STATE STREET GLOBAL ADVISORS, AUSTRALIA, LIMITED	In specie application	n/a	Ordinary	5,636	5,636
28-Mar-2023	STATE STREET GLOBAL ADVISORS, AUSTRALIA, LIMITED	In specie application	n/a	Ordinary	5,638	5,638
29-Mar-2023	STATE STREET GLOBAL ADVISORS, AUSTRALIA, LIMITED	Sale	45.00	Ordinary	(11,740)	(11,740)
30-Mar-2023	STATE STREET GLOBAL ADVISORS, AUSTRALIA, LIMITED	Purchase	45.00	Ordinary	1,338,340	1,338,340
31-Mar-2023	STATE STREET GLOBAL ADVISORS, AUSTRALIA, LIMITED	Purchase	47.22	Ordinary	10,277	10,277
31-Mar-2023	STATE STREET GLOBAL ADVISORS, AUSTRALIA, LIMITED	Purchase	47.22	Ordinary	98,169	98,169
31-Mar-2023	STATE STREET GLOBAL ADVISORS, AUSTRALIA, LIMITED	Purchase	47.23	Ordinary	159,486	159,486
31-Mar-2023	STATE STREET GLOBAL ADVISORS, AUSTRALIA, LIMITED	In specie application	n/a	Ordinary	33,721	33,721
03-Apr-2023	STATE STREET GLOBAL ADVISORS, AUSTRALIA, LIMITED	In specie application	n/a	Ordinary	5,907	5,907
03-Apr-2023	STATE STREET GLOBAL ADVISORS, AUSTRALIA, LIMITED	In specie redemption	n/a	Ordinary	(42,548)	(42,548)
04-Apr-2023	STATE STREET GLOBAL ADVISORS, AUSTRALIA, LIMITED	Purchase	45.95	Ordinary	80,013	80,013
05-Apr-2023	STATE STREET GLOBAL ADVISORS, AUSTRALIA, LIMITED	In specie application	n/a	Ordinary	2,778	2,778
06-Apr-2023	STATE STREET GLOBAL ADVISORS, AUSTRALIA, LIMITED	Purchase	45.05	Ordinary	17,415	17,415
06-Apr-2023	STATE STREET GLOBAL ADVISORS, AUSTRALIA, LIMITED	In specie application	n/a	Ordinary	13,638	13,638
06-Apr-2023	STATE STREET GLOBAL ADVISORS, AUSTRALIA, LIMITED	In specie redemption	n/a	Ordinary	(4,779)	(4,779)
11-Apr-2023	STATE STREET GLOBAL ADVISORS, AUSTRALIA, LIMITED	Purchase	46.98	Ordinary	526,921	526,921
12-Apr-2023	STATE STREET GLOBAL ADVISORS, AUSTRALIA, LIMITED	Purchase	46.84	Ordinary	187,240	187,240
13-Apr-2023	STATE STREET GLOBAL ADVISORS, AUSTRALIA, LIMITED	Purchase	46.40	Ordinary	8,262	8,262
13-Apr-2023	STATE STREET GLOBAL ADVISORS, AUSTRALIA, LIMITED	In specie application	n/a	Ordinary	4,778	4,778
14-Apr-2023	STATE STREET GLOBAL ADVISORS, AUSTRALIA, LIMITED	Sale	46.45	Ordinary	(7,010)	(7,010)
17-Apr-2023	STATE STREET GLOBAL ADVISORS, AUSTRALIA, LIMITED	In specie application	n/a	Ordinary	5,428,083	5,428,083
17-Apr-2023	STATE STREET GLOBAL ADVISORS, AUSTRALIA, LIMITED	In specie redemption	n/a	Ordinary	(6,728)	(6,728)
18-Apr-2023	STATE STREET GLOBAL ADVISORS, AUSTRALIA, LIMITED	Purchase	46.58	Ordinary	247,048	247,048
18-Apr-2023	STATE STREET GLOBAL ADVISORS, AUSTRALIA, LIMITED	Purchase	46.58	Ordinary	876	876
18-Apr-2023	STATE STREET GLOBAL ADVISORS, AUSTRALIA, LIMITED	In specie application	n/a	Ordinary	27,284	27,284
18-Apr-2023	STATE STREET GLOBAL ADVISORS, AUSTRALIA, LIMITED	In specie application	n/a	Ordinary	32,703	32,703
20-Apr-2023	STATE STREET GLOBAL ADVISORS, AUSTRALIA, LIMITED	Purchase	46.07	Ordinary	483	483
20-Apr-2023	STATE STREET GLOBAL ADVISORS, AUSTRALIA, LIMITED	Sale	46.06	Ordinary	(23,715)	(23,715)
21-Apr-2023	STATE STREET GLOBAL ADVISORS, AUSTRALIA, LIMITED	Purchase	45.02	Ordinary	36,285	36,285
21-Apr-2023	STATE STREET GLOBAL ADVISORS, AUSTRALIA, LIMITED	Purchase	45.02	Ordinary	11,033	11,033
21-Apr-2023	STATE STREET GLOBAL ADVISORS, AUSTRALIA, LIMITED	Sale	45.01	Ordinary	(950)	(950)
21-Apr-2023	STATE STREET GLOBAL ADVISORS, AUSTRALIA, LIMITED	Sale	45.01	Ordinary	(679)	(679)
24-Apr-2023	STATE STREET GLOBAL ADVISORS, AUSTRALIA, LIMITED	In specie application	n/a	Ordinary	17,955	17,955
26-Apr-2023	STATE STREET GLOBAL ADVISORS, AUSTRALIA, LIMITED	Sale	43.94	Ordinary	(11,472)	(11,472)
26-Apr-2023	STATE STREET GLOBAL ADVISORS, AUSTRALIA, LIMITED	In specie application	n/a	Ordinary	20,739	20,739
28-Apr-2023	STATE STREET GLOBAL ADVISORS, AUSTRALIA, LIMITED	Sale	44.40	Ordinary	(80,449)	(80,449)
28-Apr-2023	STATE STREET GLOBAL ADVISORS, AUSTRALIA, LIMITED	Sale	44.41	Ordinary	(28,148)	(28,148)
28-Apr-2023	STATE STREET GLOBAL ADVISORS, AUSTRALIA, LIMITED	In specie application	n/a	Ordinary	5,983	5,983
01-May-2023	STATE STREET GLOBAL ADVISORS, AUSTRALIA, LIMITED	Sale	44.22	Ordinary	(362)	(362)
01-May-2023	STATE STREET GLOBAL ADVISORS, AUSTRALIA, LIMITED	Sale	44.22	Ordinary	(850)	(850)
01-May-2023	STATE STREET GLOBAL ADVISORS, AUSTRALIA, LIMITED	In specie application	n/a	Ordinary	5,982	5,982
02-May-2023	STATE STREET GLOBAL ADVISORS, AUSTRALIA, LIMITED	In specie application	n/a	Ordinary	2,784	2,784
03-May-2023	STATE STREET GLOBAL ADVISORS, AUSTRALIA, LIMITED	Sale	43.27	Ordinary	(22,410)	(22,410)
04-May-2023	STATE STREET GLOBAL ADVISORS, AUSTRALIA, LIMITED	In specie application	n/a	Ordinary	5,568	5,568
05-May-2023	STATE STREET GLOBAL ADVISORS, AUSTRALIA, LIMITED	In specie application	n/a	Ordinary	413,116	413,116
08-May-2023	STATE STREET GLOBAL ADVISORS, AUSTRALIA, LIMITED	Purchase	44.72	Ordinary	6,387	6,387
08-May-2023	STATE STREET GLOBAL ADVISORS, AUSTRALIA, LIMITED	Sale	44.73	Ordinary	(51,049)	(51,049)
09-May-2023	STATE STREET GLOBAL ADVISORS, AUSTRALIA, LIMITED	Purchase	44.47	Ordinary	71,825	71,825
09-May-2023	STATE STREET GLOBAL ADVISORS, AUSTRALIA, LIMITED	Purchase	44.47	Ordinary	4,868	4,868
09-May-2023	STATE STREET GLOBAL ADVISORS, AUSTRALIA, LIMITED	Purchase	44.47	Ordinary	88	88
09-May-2023	STATE STREET GLOBAL ADVISORS, AUSTRALIA, LIMITED	Sale	44.49	Ordinary	(535)	(535)
09-May-2023	STATE STREET GLOBAL ADVISORS, AUSTRALIA, LIMITED	In specie redemption	n/a	Ordinary	(4,777)	(4,777)
10-May-2023	STATE STREET GLOBAL ADVISORS, AUSTRALIA, LIMITED	Purchase	44.98	Ordinary	17,218	17,218
10-May-2023	STATE STREET GLOBAL ADVISORS, AUSTRALIA, LIMITED	Sale	44.45	Ordinary	(6,260)	(6,260)
10-May-2023	STATE STREET GLOBAL ADVISORS, AUSTRALIA, LIMITED	In specie redemption	n/a	Ordinary	(5,982)	(5,982)
11-May-2023	STATE STREET GLOBAL ADVISORS, AUSTRALIA, LIMITED	Purchase	44.00	Ordinary	22,282	22,282
11-May-2023	STATE STREET GLOBAL ADVISORS, AUSTRALIA, LIMITED	In specie application	n/a	Ordinary	779,362	779,362
12-May-2023	STATE STREET GLOBAL ADVISORS, AUSTRALIA, LIMITED	In specie application	n/a	Ordinary	54,474	54,474
12-May-2023	STATE STREET GLOBAL ADVISORS, AUSTRALIA, LIMITED	In specie redemption	n/a	Ordinary	(17,946)	(17,946)
15-May-2023	STATE STREET GLOBAL ADVISORS, AUSTRALIA, LIMITED	Purchase	43.85	Ordinary	169,183	169,183
16-May-2023	STATE STREET GLOBAL ADVISORS, AUSTRALIA, LIMITED	In specie redemption	n/a	Ordinary	(46,764)	(46,764)
17-May-2023	STATE STREET GLOBAL ADVISORS, AUSTRALIA, LIMITED	Purchase	43.72	Ordinary	230	230
22-May-2023	STATE STREET GLOBAL ADVISORS, AUSTRALIA, LIMITED	In specie application	n/a	Ordinary	2,784	2,784
22-May-2023	STATE STREET GLOBAL ADVISORS, AUSTRALIA, LIMITED	In specie redemption	n/a	Ordinary	(17,943)	(17,943)
24-May-2023	STATE STREET GLOBAL ADVISORS, AUSTRALIA, LIMITED	In specie redemption	n/a	Ordinary	(14,339)	(14,339)
25-May-2023	STATE STREET GLOBAL ADVISORS, AUSTRALIA, LIMITED	In specie application	n/a	Ordinary	2,786	2,786
25-May-2023	STATE STREET GLOBAL ADVISORS, AUSTRALIA, LIMITED	In specie redemption	n/a	Ordinary	(11,962)	(11,962)
26-May-2023	STATE STREET GLOBAL ADVISORS, AUSTRALIA, LIMITED	Purchase	42.49	Ordinary	6,026	6,026
26-May-2023	STATE STREET GLOBAL ADVISORS, AUSTRALIA, LIMITED	Purchase	42.75	Ordinary	48,806	48,806
26-May-2023	STATE STREET GLOBAL ADVISORS, AUSTRALIA, LIMITED	Sale	42.62	Ordinary	(826)	(826)
26-May-2023	STATE STREET GLOBAL ADVISORS, AUSTRALIA, LIMITED	Sale	42.75	Ordinary	(65,532)	(65,532)
26-May-2023	STATE STREET GLOBAL ADVISORS, AUSTRALIA, LIMITED	In specie application	n/a	Ordinary	5,572	5,572
26-May-2023	STATE STREET GLOBAL ADVISORS, AUSTRALIA, LIMITED	In specie redemption	n/a	Ordinary	(4,803)	(4,803)
29-May-2023	STATE STREET GLOBAL ADVISORS, AUSTRALIA, LIMITED	Purchase	43.47	Ordinary	10,983	10,983
30-May-2023	STATE STREET GLOBAL ADVISORS, AUSTRALIA, LIMITED	Purchase	43.50	Ordinary	15,856	15,856
30-May-2023	STATE STREET GLOBAL ADVISORS, AUSTRALIA, LIMITED	In specie application	n/a	Ordinary	2,789	2,789
30-May-2023	STATE STREET GLOBAL ADVISORS, AUSTRALIA, LIMITED	In specie redemption	n/a	Ordinary	(2,289)	(2,289)
31-May-2023	STATE STREET GLOBAL ADVISORS, AUSTRALIA, LIMITED	Purchase	42.03	Ordinary	192,819	192,819
31-May-2023	STATE STREET GLOBAL ADVISORS, AUSTRALIA, LIMITED	Purchase	42.02	Ordinary	131,226	131,226
31-May-2023	STATE STREET GLOBAL ADVISORS, AUSTRALIA, LIMITED	Sale	42.02	Ordinary	(4,655)	(4,655)
31-May-2023	STATE STREET GLOBAL ADVISORS, AUSTRALIA, LIMITED	Sale	42.02	Ordinary	(13,412)	(13,412)
31-May-2023	STATE STREET GLOBAL ADVISORS, AUSTRALIA, LIMITED	Sale	42.28	Ordinary	(1,046)	(1,046)
31-May-2023	STATE STREET GLOBAL ADVISORS, AUSTRALIA, LIMITED	Sale	42.28	Ordinary	(1,933)	(1,933)
01-Jun-2023	STATE STREET GLOBAL ADVISORS, AUSTRALIA, LIMITED	Purchase	42.01	Ordinary	2,501	2,501
01-Jun-2023	STATE STREET GLOBAL ADVISORS, AUSTRALIA, LIMITED	In specie application	n/a	Ordinary	18,330	18,330
01-Jun-2023	STATE STREET GLOBAL ADVISORS, AUSTRALIA, LIMITED	In specie redemption	n/a	Ordinary	(31,184)	(31,184)
02-Jun-2023	STATE STREET GLOBAL ADVISORS, AUSTRALIA, LIMITED	Purchase	43.10	Ordinary	5,674	5,674
02-Jun-2023	STATE STREET GLOBAL ADVISORS, AUSTRALIA, LIMITED	In specie application	n/a	Ordinary	3,098	3,098
05-Jun-2023	STATE STREET GLOBAL ADVISORS, AUSTRALIA, LIMITED	In specie redemption	n/a	Ordinary	(1,599,386)	(1,599,386)
05-Jun-2023	STATE STREET GLOBAL ADVISORS, AUSTRALIA, LIMITED	In specie redemption	n/a	Ordinary	(5,324,887)	(5,324,887)
06-Jun-2023	STATE STREET GLOBAL ADVISORS, AUSTRALIA, LIMITED	Sale	43.62	Ordinary	(708)	(708)
06-Jun-2023	STATE STREET GLOBAL ADVISORS, AUSTRALIA, LIMITED	In specie application	n/a	Ordinary	1,209,838	1,209,838
07-Jun-2023	STATE STREET GLOBAL ADVISORS, AUSTRALIA, LIMITED	Sale	43.63	Ordinary	(2,213)	(2,213)
13-Jun-2023	STATE STREET GLOBAL ADVISORS, AUSTRALIA, LIMITED	In specie redemption	n/a	Ordinary	(16,930)	(16,930)
14-Jun-2023	STATE STREET GLOBAL ADVISORS, AUSTRALIA, LIMITED	Purchase	45.90	Ordinary	264	264
14-Jun-2023	STATE STREET GLOBAL ADVISORS, AUSTRALIA, LIMITED	In specie application	n/a	Ordinary	3,096	3,096
15-Jun-2023	STATE STREET GLOBAL ADVISORS, AUSTRALIA, LIMITED	Sale	46.16	Ordinary	(10,259)	(10,259)
15-Jun-2023	STATE STREET GLOBAL ADVISORS, AUSTRALIA, LIMITED	In specie application	n/a	Ordinary	6,064	6,064
16-Jun-2023	STATE STREET GLOBAL ADVISORS, AUSTRALIA, LIMITED	Purchase	46.42	Ordinary	285,110	285,110
16-Jun-2023	STATE STREET GLOBAL ADVISORS, AUSTRALIA, LIMITED	Purchase	46.42	Ordinary	305,955	305,955
16-Jun-2023	STATE STREET GLOBAL ADVISORS, AUSTRALIA, LIMITED	Purchase	46.46	Ordinary	320	320

16-Jun-2023	STATE STREET GLOBAL ADVISORS, AUSTRALIA, LIMITED	Sale	46.42	Ordinary	(333,024)	(333,024)
19-Jun-2023	STATE STREET GLOBAL ADVISORS, AUSTRALIA, LIMITED	In specie redemption	n/a	Ordinary	(1,724)	(1,724)
21-Jun-2023	STATE STREET GLOBAL ADVISORS, AUSTRALIA, LIMITED	In specie application	n/a	Ordinary	18,195	18,195
22-Jun-2023	STATE STREET GLOBAL ADVISORS, AUSTRALIA, LIMITED	Purchase	45.12	Ordinary	35,894	35,894
22-Jun-2023	STATE STREET GLOBAL ADVISORS, AUSTRALIA, LIMITED	In specie application	n/a	Ordinary	6,194	6,194
23-Jun-2023	STATE STREET GLOBAL ADVISORS, AUSTRALIA, LIMITED	In specie application	n/a	Ordinary	12,130	12,130
26-Jun-2023	STATE STREET GLOBAL ADVISORS, AUSTRALIA, LIMITED	Sale	44.37	Ordinary	(712)	(712)
26-Jun-2023	STATE STREET GLOBAL ADVISORS, AUSTRALIA, LIMITED	In specie application	n/a	Ordinary	6,066	6,066
27-Jun-2023	STATE STREET GLOBAL ADVISORS, AUSTRALIA, LIMITED	Purchase	45.11	Ordinary	5,526	5,526
28-Jun-2023	STATE STREET GLOBAL ADVISORS, AUSTRALIA, LIMITED	In specie application	n/a	Ordinary	21,421	21,421
28-Jun-2023	STATE STREET GLOBAL ADVISORS, AUSTRALIA, LIMITED	In specie redemption	n/a	Ordinary	(28,197)	(28,197)
29-Jun-2023	STATE STREET GLOBAL ADVISORS, AUSTRALIA, LIMITED	Sale	45.06	Ordinary	(488)	(488)
30-Jun-2023	STATE STREET GLOBAL ADVISORS, AUSTRALIA, LIMITED	Sale	44.99	Ordinary	(3,560)	(3,560)
30-Jun-2023	STATE STREET GLOBAL ADVISORS, AUSTRALIA, LIMITED	In specie redemption	n/a	Ordinary	(42,504)	(42,504)
03-Jul-2023	STATE STREET GLOBAL ADVISORS, AUSTRALIA, LIMITED	In specie redemption	n/a	Ordinary	(4,777)	(4,777)
04-Jul-2023	STATE STREET GLOBAL ADVISORS, AUSTRALIA, LIMITED	In specie redemption	n/a	Ordinary	(27,055)	(27,055)
06-Jul-2023	STATE STREET GLOBAL ADVISORS, AUSTRALIA, LIMITED	Sale	43.97	Ordinary	(59,082)	(59,082)
06-Jul-2023	STATE STREET GLOBAL ADVISORS, AUSTRALIA, LIMITED	In specie application	n/a	Ordinary	11,622	11,622
07-Jul-2023	STATE STREET GLOBAL ADVISORS, AUSTRALIA, LIMITED	In specie application	n/a	Ordinary	14,983	14,983
10-Jul-2023	STATE STREET GLOBAL ADVISORS, AUSTRALIA, LIMITED	In specie application	n/a	Ordinary	36,732	36,732
11-Jul-2023	STATE STREET GLOBAL ADVISORS, AUSTRALIA, LIMITED	Purchase	43.32	Ordinary	4,263	4,263
11-Jul-2023	STATE STREET GLOBAL ADVISORS, AUSTRALIA, LIMITED	Purchase	43.32	Ordinary	10,709	10,709
11-Jul-2023	STATE STREET GLOBAL ADVISORS, AUSTRALIA, LIMITED	In specie application	n/a	Ordinary	4,777	4,777
12-Jul-2023	STATE STREET GLOBAL ADVISORS, AUSTRALIA, LIMITED	Purchase	44.07	Ordinary	5,926	5,926
12-Jul-2023	STATE STREET GLOBAL ADVISORS, AUSTRALIA, LIMITED	In specie application	n/a	Ordinary	8,869	8,869
14-Jul-2023	STATE STREET GLOBAL ADVISORS, AUSTRALIA, LIMITED	Sale	45.52	Ordinary	(830)	(830)
17-Jul-2023	STATE STREET GLOBAL ADVISORS, AUSTRALIA, LIMITED	In specie application	n/a	Ordinary	6,114	6,114
17-Jul-2023	STATE STREET GLOBAL ADVISORS, AUSTRALIA, LIMITED	In specie redemption	n/a	Ordinary	(27,055)	(27,055)
18-Jul-2023	STATE STREET GLOBAL ADVISORS, AUSTRALIA, LIMITED	Purchase	44.23	Ordinary	272	272
19-Jul-2023	STATE STREET GLOBAL ADVISORS, AUSTRALIA, LIMITED	In specie application	n/a	Ordinary	3,402	3,402
20-Jul-2023	STATE STREET GLOBAL ADVISORS, AUSTRALIA, LIMITED	In specie redemption	n/a	Ordinary	(17,433)	(17,433)
21-Jul-2023	STATE STREET GLOBAL ADVISORS, AUSTRALIA, LIMITED	In specie redemption	n/a	Ordinary	(14,331)	(14,331)
25-Jul-2023	STATE STREET GLOBAL ADVISORS, AUSTRALIA, LIMITED	In specie redemption	n/a	Ordinary	(32,866)	(32,866)
26-Jul-2023	STATE STREET GLOBAL ADVISORS, AUSTRALIA, LIMITED	In specie application	n/a	Ordinary	23,190	23,190
26-Jul-2023	STATE STREET GLOBAL ADVISORS, AUSTRALIA, LIMITED	In specie redemption	n/a	Ordinary	(23,240)	(23,240)
28-Jul-2023	STATE STREET GLOBAL ADVISORS, AUSTRALIA, LIMITED	Sale	45.81	Ordinary	(652)	(652)
28-Jul-2023	STATE STREET GLOBAL ADVISORS, AUSTRALIA, LIMITED	Sale	45.81	Ordinary	(1,029)	(1,029)
01-Aug-2023	STATE STREET GLOBAL ADVISORS, AUSTRALIA, LIMITED	Sale	46.37	Ordinary	(128,097)	(128,097)
01-Aug-2023	STATE STREET GLOBAL ADVISORS, AUSTRALIA, LIMITED	In specie application	n/a	Ordinary	389,631	389,631
01-Aug-2023	STATE STREET GLOBAL ADVISORS, AUSTRALIA, LIMITED	In specie redemption	n/a	Ordinary	(24,096)	(24,096)
02-Aug-2023	STATE STREET GLOBAL ADVISORS, AUSTRALIA, LIMITED	Purchase	45.85	Ordinary	156	156
02-Aug-2023	STATE STREET GLOBAL ADVISORS, AUSTRALIA, LIMITED	Sale	45.85	Ordinary	(6,944)	(6,944)
02-Aug-2023	STATE STREET GLOBAL ADVISORS, AUSTRALIA, LIMITED	Sale	45.98	Ordinary	(3,000)	(3,000)
03-Aug-2023	STATE STREET GLOBAL ADVISORS, AUSTRALIA, LIMITED	Sale	45.30	Ordinary	(2,587)	(2,587)
03-Aug-2023	STATE STREET GLOBAL ADVISORS, AUSTRALIA, LIMITED	Sale	45.30	Ordinary	(447)	(447)
03-Aug-2023	STATE STREET GLOBAL ADVISORS, AUSTRALIA, LIMITED	In specie application	n/a	Ordinary	6,114	6,114
03-Aug-2023	STATE STREET GLOBAL ADVISORS, AUSTRALIA, LIMITED	In specie redemption	n/a	Ordinary	(10,206)	(10,206)
04-Aug-2023	STATE STREET GLOBAL ADVISORS, AUSTRALIA, LIMITED	Sale	45.80	Ordinary	(30)	(30)
04-Aug-2023	STATE STREET GLOBAL ADVISORS, AUSTRALIA, LIMITED	Sale	45.80	Ordinary	(108,311)	(108,311)
04-Aug-2023	STATE STREET GLOBAL ADVISORS, AUSTRALIA, LIMITED	In specie application	n/a	Ordinary	23,184	23,184
07-Aug-2023	STATE STREET GLOBAL ADVISORS, AUSTRALIA, LIMITED	In specie redemption	n/a	Ordinary	(4,776)	(4,776)
09-Aug-2023	STATE STREET GLOBAL ADVISORS, AUSTRALIA, LIMITED	Purchase	45.50	Ordinary	26,721	26,721
09-Aug-2023	STATE STREET GLOBAL ADVISORS, AUSTRALIA, LIMITED	In specie redemption	n/a	Ordinary	(4,776)	(4,776)
10-Aug-2023	STATE STREET GLOBAL ADVISORS, AUSTRALIA, LIMITED	Purchase	44.79	Ordinary	36,216	36,216
14-Aug-2023	STATE STREET GLOBAL ADVISORS, AUSTRALIA, LIMITED	In specie redemption	n/a	Ordinary	(4,779)	(4,779)
15-Aug-2023	STATE STREET GLOBAL ADVISORS, AUSTRALIA, LIMITED	Sale	44.62	Ordinary	(1,057)	(1,057)
15-Aug-2023	STATE STREET GLOBAL ADVISORS, AUSTRALIA, LIMITED	Sale	44.62	Ordinary	(625)	(625)
15-Aug-2023	STATE STREET GLOBAL ADVISORS, AUSTRALIA, LIMITED	In specie application	n/a	Ordinary	4,780	4,780
16-Aug-2023	STATE STREET GLOBAL ADVISORS, AUSTRALIA, LIMITED	In specie application	n/a	Ordinary	22,397	22,397
17-Aug-2023	STATE STREET GLOBAL ADVISORS, AUSTRALIA, LIMITED	Purchase	44.23	Ordinary	2,325	2,325
17-Aug-2023	STATE STREET GLOBAL ADVISORS, AUSTRALIA, LIMITED	Purchase	43.32	Ordinary	7,404	7,404
17-Aug-2023	STATE STREET GLOBAL ADVISORS, AUSTRALIA, LIMITED	Purchase	43.15	Ordinary	268	268
17-Aug-2023	STATE STREET GLOBAL ADVISORS, AUSTRALIA, LIMITED	In specie application	n/a	Ordinary	37,116	37,116
18-Aug-2023	STATE STREET GLOBAL ADVISORS, AUSTRALIA, LIMITED	Purchase	43.68	Ordinary	369	369
22-Aug-2023	STATE STREET GLOBAL ADVISORS, AUSTRALIA, LIMITED	In specie application	n/a	Ordinary	6,122	6,122
23-Aug-2023	STATE STREET GLOBAL ADVISORS, AUSTRALIA, LIMITED	Sale	46.23	Ordinary	(5,603)	(5,603)
23-Aug-2023	STATE STREET GLOBAL ADVISORS, AUSTRALIA, LIMITED	In specie application	n/a	Ordinary	2,048,913	2,048,913
23-Aug-2023	STATE STREET GLOBAL ADVISORS, AUSTRALIA, LIMITED	In specie redemption	n/a	Ordinary	(31,016)	(31,016)
24-Aug-2023	STATE STREET GLOBAL ADVISORS, AUSTRALIA, LIMITED	Purchase	43.78	Ordinary	1,004	1,004
24-Aug-2023	STATE STREET GLOBAL ADVISORS, AUSTRALIA, LIMITED	Sale	43.78	Ordinary	(70,417)	(70,417)
24-Aug-2023	STATE STREET GLOBAL ADVISORS, AUSTRALIA, LIMITED	In specie redemption	n/a	Ordinary	(203,106)	(203,106)
28-Aug-2023	STATE STREET GLOBAL ADVISORS, AUSTRALIA, LIMITED	Purchase	44.09	Ordinary	1,174,940	1,174,940
29-Aug-2023	STATE STREET GLOBAL ADVISORS, AUSTRALIA, LIMITED	Purchase	44.09	Ordinary	(1,553)	(1,553)
29-Aug-2023	STATE STREET GLOBAL ADVISORS, AUSTRALIA, LIMITED	In specie application	n/a	Ordinary	3,066	3,066
29-Aug-2023	STATE STREET GLOBAL ADVISORS, AUSTRALIA, LIMITED	In specie redemption	n/a	Ordinary	(4,796)	(4,796)
31-Aug-2023	STATE STREET GLOBAL ADVISORS, AUSTRALIA, LIMITED	Purchase	44.79	Ordinary	7,466	7,466
31-Aug-2023	STATE STREET GLOBAL ADVISORS, AUSTRALIA, LIMITED	Purchase	44.79	Ordinary	24,994	24,994
31-Aug-2023	STATE STREET GLOBAL ADVISORS, AUSTRALIA, LIMITED	Purchase	44.85	Ordinary	9,125	9,125
31-Aug-2023	STATE STREET GLOBAL ADVISORS, AUSTRALIA, LIMITED	Purchase	44.85	Ordinary	157,297	157,297
01-Sep-2023	STATE STREET GLOBAL ADVISORS, AUSTRALIA, LIMITED	In specie application	n/a	Ordinary	3,093	3,093
04-Sep-2023	STATE STREET GLOBAL ADVISORS, AUSTRALIA, LIMITED	In specie application	n/a	Ordinary	5,857	5,857
05-Sep-2023	STATE STREET GLOBAL ADVISORS, AUSTRALIA, LIMITED	In specie redemption	n/a	Ordinary	(23,370)	(23,370)
06-Sep-2023	STATE STREET GLOBAL ADVISORS, AUSTRALIA, LIMITED	Sale	46.10	Ordinary	(1,969)	(1,969)
07-Sep-2023	STATE STREET GLOBAL ADVISORS, AUSTRALIA, LIMITED	Sale	43.71	Ordinary	(1,150)	(1,150)
08-Sep-2023	STATE STREET GLOBAL ADVISORS, AUSTRALIA, LIMITED	Sale	45.09	Ordinary	(2,404)	(2,404)
11-Sep-2023	STATE STREET GLOBAL ADVISORS, AUSTRALIA, LIMITED	Purchase	43.62	Ordinary	957,723	957,723
11-Sep-2023	STATE STREET GLOBAL ADVISORS, AUSTRALIA, LIMITED	Purchase	43.66	Ordinary	2,003	2,003
11-Sep-2023	STATE STREET GLOBAL ADVISORS, AUSTRALIA, LIMITED	In specie redemption	n/a	Ordinary	(4,838)	(4,838)
13-Sep-2023	STATE STREET GLOBAL ADVISORS, AUSTRALIA, LIMITED	Sale	43.81	Ordinary	(5,105)	(5,105)
14-Sep-2023	STATE STREET GLOBAL ADVISORS, AUSTRALIA, LIMITED	Sale	44.14	Ordinary	(122,789)	(122,789)
14-Sep-2023	STATE STREET GLOBAL ADVISORS, AUSTRALIA, LIMITED	In specie application	n/a	Ordinary	3,118	3,118
15-Sep-2023	STATE STREET GLOBAL ADVISORS, AUSTRALIA, LIMITED	Purchase	45.68	Ordinary	120,725	120,725
15-Sep-2023	STATE STREET GLOBAL ADVISORS, AUSTRALIA, LIMITED	Sale	45.68	Ordinary	(6,231)	(6,231)
19-Sep-2023	STATE STREET GLOBAL ADVISORS, AUSTRALIA, LIMITED	In specie application	n/a	Ordinary	6,246	6,246
20-Sep-2023	STATE STREET GLOBAL ADVISORS, AUSTRALIA, LIMITED	Sale	44.60	Ordinary	(29,077)	(29,077)
20-Sep-2023	STATE STREET GLOBAL ADVISORS, AUSTRALIA, LIMITED	Sale	44.60	Ordinary	(18,118)	(18,118)
20-Sep-2023	STATE STREET GLOBAL ADVISORS, AUSTRALIA, LIMITED	Sale	44.60	Ordinary	(13,668)	(13,668)
20-Sep-2023	STATE STREET GLOBAL ADVISORS, AUSTRALIA, LIMITED	In specie redemption	n/a	Ordinary	(159,951)	(159,951)
22-Sep-2023	STATE STREET GLOBAL ADVISORS, AUSTRALIA, LIMITED	In specie application	n/a	Ordinary	3,123	3,123
26-Sep-2023	STATE STREET GLOBAL ADVISORS, AUSTRALIA, LIMITED	Purchase	43.36	Ordinary	2,153	2,153
26-Sep-2023	STATE STREET GLOBAL ADVISORS, AUSTRALIA, LIMITED	Purchase	43.36	Ordinary	2,325	2,325
27-Sep-2023	STATE STREET GLOBAL ADVISORS, AUSTRALIA, LIMITED	Purchase	43.49	Ordinary	61,807	61,807
27-Sep-2023	STATE STREET GLOBAL ADVISORS, AUSTRALIA, LIMITED	Sale	43.49	Ordinary	(6,371)	(6,371)
27-Sep-2023	STATE STREET GLOBAL ADVISORS, AUSTRALIA, LIMITED	In specie application	n/a	Ordinary	12,821	12,821
28-Sep-2023	STATE STREET GLOBAL ADVISORS, AUSTRALIA, LIMITED	Purchase	43.73	Ordinary	3,895	3,895
29-Sep-2023	STATE STREET GLOBAL ADVISORS, AUSTRALIA, LIMITED	Purchase	44.25	Ordinary	43,059	43,059
03-Oct-2023	STATE STREET GLOBAL ADVISORS, AUSTRALIA, LIMITED	In specie application	n/a	Ordinary	59,836	59,836
05-Oct-2023	STATE STREET GLOBAL ADVISORS, AUSTRALIA, LIMITED	In specie application	n/a	Ordinary	3,065	3,065
10-Oct-2023	STATE STREET GLOBAL ADVISORS, AUSTRALIA, LIMITED	In specie redemption	n/a	Ordinary	(745,530)	(745,530)
13-Oct-2023	STATE STREET GLOBAL ADVISORS, AUSTRALIA, LIMITED	Purchase	45.01	Ordinary	29,897	29,897
13-Oct-2023	STATE STREET GLOBAL ADVISORS, AUSTRALIA, LIMITED	In specie application	n/a	Ordinary	10,663	10,663
13-Oct-2023	STATE STREET GLOBAL ADVISORS, AUSTRALIA, LIMITED	In specie redemption	n/a	Ordinary	(30,736)	(30,736)
16-Oct-2023	STATE STREET GLOBAL ADVISORS, AUSTRALIA, LIMITED	In specie application	n/a	Ordinary	3,065	3,065
17-Oct-2023	STATE STREET GLOBAL ADVISORS, AUSTRALIA, LIMITED	Sale	45.59	Ordinary	(3,751)	(3,751)
18-Oct-2023	STATE STREET GLOBAL ADVISORS, AUSTRALIA, LIMITED	In specie application	n/a	Ordinary	15,380	15,380
19-Oct-2023	STATE STREET GLOBAL ADVISORS, AUSTRALIA, LIMITED	Purchase	45.03	Ordinary	1,209,941	1,209,941
20-Oct-2023	STATE STREET GLOBAL ADVISORS, AUSTRALIA, LIMITED	In specie application	n/a	Ordinary	3,065	3,065
23-Oct-2023	STATE STREET GLOBAL ADVISORS, AUSTRALIA, LIMITED	Sale	43.34	Ordinary	(587)	(587)
23-Oct-2023	STATE STREET GLOBAL ADVISORS, AUSTRALIA, LIMITED	In specie application	n/a	Ordinary	9,532	9,532
24-Oct-2023	STATE STREET GLOBAL ADVISORS, AUSTRALIA, LIMITED	In specie application	n/a	Ordinary	5,918	5,918
26-Oct-2023	STATE STREET GLOBAL ADVISORS, AUSTRALIA, LIMITED	Purchase	44.93	Ordinary	10,649	10,649
30-Oct-2023	STATE STREET GLOBAL ADVISORS, AUSTRALIA, LIMITED	Sale	45.10	Ordinary	(518)	(518)
30-Oct-2023	STATE STREET GLOBAL ADVISORS, AUSTRALIA, LIMITED	Sale	45.10	Ordinary	(897)	(897)
31-Oct-2023	STATE STREET GLOBAL ADVISORS, AUSTRALIA, LIMITED	Purchase	44.50	Ordinary	1,218,642	1,218,642
31-Oct-2023	STATE STREET GLOBAL ADVISORS, AUSTRALIA, LIMITED	Sale	44.49	Ordinary	(734)	(734)
31-Oct-2023	STATE STREET GLOBAL ADVISORS, AUSTRALIA, LIMITED	Sale	44.50	Ordinary	(95,038)	(95,038)
31-Oct-2023	STATE STREET GLOBAL ADVISORS, AUSTRALIA, LIMITED	In specie redemption	n/a	Ordinary	(9,532)	(9,532)
02-Nov-2023	STATE STREET GLOBAL ADVISORS, AUSTRALIA, LIMITED	In specie application	n/a	Ordinary	13,746	13,746
03-Nov-2023	STATE STREET GLOBAL ADVISORS, AUSTRALIA, LIMITED	In specie application	n/a	Ordinary	1,522,966	1,522,966
03-Nov-2023	STATE STREET GLOBAL ADVISORS, AUSTRALIA, LIMITED	In specie redemption	n/a	Ordinary	(38,430)	(38,430)
06-Nov-2023	STATE STREET GLOBAL ADVISORS, AUSTRALIA, LIMITED	In specie application	n/a	Ordinary	12,031	12,031
07-Nov-2023	STATE STREET GLOBAL ADVISORS, AUSTRALIA, LIMITED	Sale	45.57	Ordinary	(368)	(368)
07-Nov-2023	STATE STREET GLOBAL ADVISORS, AUSTRALIA, LIMITED	Sale	45.57	Ordinary	(435)	(435)
07-Nov-2023	STATE STREET GLOBAL ADVISORS, AUSTRALIA, LIMITED	In specie redemption	n/a	Ordinary	(198,482)	(198,482)
08-Nov-2023	STATE STREET GLOBAL ADVISORS, AUSTRALIA, LIMITED	Purchase	44.70	Ordinary	1,255,000	1,255,000
08-Nov-2023	STATE STREET GLOBAL ADVISORS, AUSTRALIA, LIMITED	In specie application	n/a	Ordinary	5,900	5,900
08-Nov-2023	STATE STREET GLOBAL ADVISORS, AUSTRALIA, LIMITED	In specie redemption	n/a	Ordinary	(7,830)	(7,830)
10-Nov-2023	STATE STREET GLOBAL ADVISORS, AUSTRALIA, LIMITED	Purchase	45.27	Ordinary	150	150
13-Nov-2023	STATE STREET GLOBAL ADVISORS, AUSTRALIA, LIMITED	In specie application	n/a	Ordinary	53,100	53,100
14-Nov-2023	STATE STREET GLOBAL ADVISORS, AUSTRALIA, LIMITED	Purchase	46.02	Ordinary	463,282	463,282
14-Nov-2023	STATE STREET GLOBAL ADVISORS, AUSTRALIA, LIMITED	In specie application	n/a	Ordinary	227,602	227,602
15-Nov-2023	STATE STREET GLOBAL ADVISORS, AUSTRALIA, LIMITED	Sale	46.84	Ordinary	(804)	(804)
15-Nov-2023	STATE STREET GLOBAL ADVISORS, AUSTRALIA, LIMITED	Sale	46.84	Ordinary	(395)	(395)
15-Nov-2023	STATE STREET GLOBAL ADVISORS, AUSTRALIA, LIMITED	In specie application	n/a	Ordinary	94,400	94,400
15-Nov-2023	STATE STREET GLOBAL ADVISORS, AUSTRALIA, LIMITED	In specie redemption	n/a	Ordinary	(304,640)	(304,640)

16-Nov-2023	STATE STREET GLOBAL ADVISORS, AUSTRALIA, LIMITED	Sale	46.56	Ordinary	(20,469)	(20,469)
16-Nov-2023	STATE STREET GLOBAL ADVISORS, AUSTRALIA, LIMITED	In specie application	n/a	Ordinary	9,562	9,562
16-Nov-2023	STATE STREET GLOBAL ADVISORS, AUSTRALIA, LIMITED	In specie redemption	n/a	Ordinary	(141,576)	(141,576)
17-Nov-2023	STATE STREET GLOBAL ADVISORS, AUSTRALIA, LIMITED	Sale	46.61	Ordinary	(35,308)	(35,308)
20-Nov-2023	STATE STREET GLOBAL ADVISORS, AUSTRALIA, LIMITED	In specie redemption	n/a	Ordinary	(7,869)	(7,869)
21-Nov-2023	STATE STREET GLOBAL ADVISORS, AUSTRALIA, LIMITED	Sale	47.40	Ordinary	(1,061)	(1,061)
21-Nov-2023	STATE STREET GLOBAL ADVISORS, AUSTRALIA, LIMITED	In specie application	n/a	Ordinary	518,491	518,491
27-Nov-2023	STATE STREET GLOBAL ADVISORS, AUSTRALIA, LIMITED	Sale	46.51	Ordinary	(372)	(372)
27-Nov-2023	STATE STREET GLOBAL ADVISORS, AUSTRALIA, LIMITED	In specie application	n/a	Ordinary	3,310,050	3,310,050
28-Nov-2023	STATE STREET GLOBAL ADVISORS, AUSTRALIA, LIMITED	Purchase	46.30	Ordinary	202,791	202,791
29-Nov-2023	STATE STREET GLOBAL ADVISORS, AUSTRALIA, LIMITED	Purchase	46.25	Ordinary	405,582	405,582
29-Nov-2023	STATE STREET GLOBAL ADVISORS, AUSTRALIA, LIMITED	In specie application	n/a	Ordinary	5,895	5,895
30-Nov-2023	STATE STREET GLOBAL ADVISORS, AUSTRALIA, LIMITED	Purchase	46.28	Ordinary	992	992
30-Nov-2023	STATE STREET GLOBAL ADVISORS, AUSTRALIA, LIMITED	Purchase	46.29	Ordinary	2,689,311	2,689,311
30-Nov-2023	STATE STREET GLOBAL ADVISORS, AUSTRALIA, LIMITED	Purchase	46.30	Ordinary	280,924	280,924
30-Nov-2023	STATE STREET GLOBAL ADVISORS, AUSTRALIA, LIMITED	Purchase	46.30	Ordinary	16,550	16,550
30-Nov-2023	STATE STREET GLOBAL ADVISORS, AUSTRALIA, LIMITED	Sale	46.29	Ordinary	(811)	(811)
30-Nov-2023	STATE STREET GLOBAL ADVISORS, AUSTRALIA, LIMITED	Sale	46.29	Ordinary	(336)	(336)
30-Nov-2023	STATE STREET GLOBAL ADVISORS, AUSTRALIA, LIMITED	Sale	46.30	Ordinary	(243,200)	(243,200)
30-Nov-2023	STATE STREET GLOBAL ADVISORS, AUSTRALIA, LIMITED	Sale	46.30	Ordinary	(77,337)	(77,337)
30-Nov-2023	STATE STREET GLOBAL ADVISORS, AUSTRALIA, LIMITED	In specie application	n/a	Ordinary	1,662,378	1,662,378
30-Nov-2023	STATE STREET GLOBAL ADVISORS, AUSTRALIA, LIMITED	In specie redemption	n/a	Ordinary	(1,659,306)	(1,659,306)
01-Dec-2023	STATE STREET GLOBAL ADVISORS, AUSTRALIA, LIMITED	In specie redemption	n/a	Ordinary	(19,295)	(19,295)
04-Dec-2023	STATE STREET GLOBAL ADVISORS, AUSTRALIA, LIMITED	In specie redemption	n/a	Ordinary	(21,428)	(21,428)
05-Dec-2023	STATE STREET GLOBAL ADVISORS, AUSTRALIA, LIMITED	Sale	46.50	Ordinary	(832)	(832)
06-Dec-2023	STATE STREET GLOBAL ADVISORS, AUSTRALIA, LIMITED	Purchase	47.25	Ordinary	2,468	2,468
07-Dec-2023	STATE STREET GLOBAL ADVISORS, AUSTRALIA, LIMITED	In specie redemption	n/a	Ordinary	(4,790)	(4,790)
08-Dec-2023	STATE STREET GLOBAL ADVISORS, AUSTRALIA, LIMITED	Purchase	47.71	Ordinary	35,106	35,106
08-Dec-2023	STATE STREET GLOBAL ADVISORS, AUSTRALIA, LIMITED	Sale	47.71	Ordinary	(1,043)	(1,043)
11-Dec-2023	STATE STREET GLOBAL ADVISORS, AUSTRALIA, LIMITED	Sale	47.53	Ordinary	(119)	(119)
11-Dec-2023	STATE STREET GLOBAL ADVISORS, AUSTRALIA, LIMITED	In specie application	n/a	Ordinary	29,840	29,840
12-Dec-2023	STATE STREET GLOBAL ADVISORS, AUSTRALIA, LIMITED	Purchase	47.56	Ordinary	225,976	225,976
12-Dec-2023	STATE STREET GLOBAL ADVISORS, AUSTRALIA, LIMITED	In specie application	n/a	Ordinary	11,792	11,792
12-Dec-2023	STATE STREET GLOBAL ADVISORS, AUSTRALIA, LIMITED	In specie redemption	n/a	Ordinary	(24,084)	(24,084)
14-Dec-2023	STATE STREET GLOBAL ADVISORS, AUSTRALIA, LIMITED	Purchase	48.25	Ordinary	147,454	147,454
14-Dec-2023	STATE STREET GLOBAL ADVISORS, AUSTRALIA, LIMITED	In specie application	n/a	Ordinary	17,688	17,688
15-Dec-2023	STATE STREET GLOBAL ADVISORS, AUSTRALIA, LIMITED	Purchase	49.41	Ordinary	5,215,909	5,215,909
15-Dec-2023	STATE STREET GLOBAL ADVISORS, AUSTRALIA, LIMITED	Sale	49.41	Ordinary	(24,208)	(24,208)
15-Dec-2023	STATE STREET GLOBAL ADVISORS, AUSTRALIA, LIMITED	In specie redemption	n/a	Ordinary	(2,827)	(2,827)
18-Dec-2023	STATE STREET GLOBAL ADVISORS, AUSTRALIA, LIMITED	Sale	49.34	Ordinary	(368)	(368)
18-Dec-2023	STATE STREET GLOBAL ADVISORS, AUSTRALIA, LIMITED	Sale	49.34	Ordinary	(1,136)	(1,136)
19-Dec-2023	STATE STREET GLOBAL ADVISORS, AUSTRALIA, LIMITED	In specie application	n/a	Ordinary	405,582	405,582
19-Dec-2023	STATE STREET GLOBAL ADVISORS, AUSTRALIA, LIMITED	In specie application	n/a	Ordinary	2,452,970	2,452,970
19-Dec-2023	STATE STREET GLOBAL ADVISORS, AUSTRALIA, LIMITED	In specie application	n/a	Ordinary	202,791	202,791
19-Dec-2023	STATE STREET GLOBAL ADVISORS, AUSTRALIA, LIMITED	In specie application	n/a	Ordinary	17,652	17,652
19-Dec-2023	STATE STREET GLOBAL ADVISORS, AUSTRALIA, LIMITED	In specie redemption	n/a	Ordinary	(405,582)	(405,582)
19-Dec-2023	STATE STREET GLOBAL ADVISORS, AUSTRALIA, LIMITED	In specie redemption	n/a	Ordinary	(2,452,970)	(2,452,970)
19-Dec-2023	STATE STREET GLOBAL ADVISORS, AUSTRALIA, LIMITED	In specie redemption	n/a	Ordinary	(202,791)	(202,791)
20-Dec-2023	STATE STREET GLOBAL ADVISORS, AUSTRALIA, LIMITED	Sale	49.80	Ordinary	(15,293)	(15,293)
20-Dec-2023	STATE STREET GLOBAL ADVISORS, AUSTRALIA, LIMITED	In specie application	n/a	Ordinary	5,884	5,884
21-Dec-2023	STATE STREET GLOBAL ADVISORS, AUSTRALIA, LIMITED	In specie application	n/a	Ordinary	7,609	7,609
21-Dec-2023	STATE STREET GLOBAL ADVISORS, AUSTRALIA, LIMITED	In specie redemption	n/a	Ordinary	(53,886)	(53,886)
22-Dec-2023	STATE STREET GLOBAL ADVISORS, AUSTRALIA, LIMITED	In specie redemption	n/a	Ordinary	(15,212)	(15,212)
27-Dec-2023	STATE STREET GLOBAL ADVISORS, AUSTRALIA, LIMITED	Sale	50.26	Ordinary	(9,857)	(9,857)
29-Dec-2023	STATE STREET GLOBAL ADVISORS, AUSTRALIA, LIMITED	In specie redemption	n/a	Ordinary	(15,288)	(15,288)
02-Jan-2024	STATE STREET GLOBAL ADVISORS, AUSTRALIA, LIMITED	Sale	50.54	Ordinary	(1,779)	(1,779)
02-Jan-2024	STATE STREET GLOBAL ADVISORS, AUSTRALIA, LIMITED	In specie redemption	n/a	Ordinary	(12,308)	(12,308)
04-Jan-2024	STATE STREET GLOBAL ADVISORS, AUSTRALIA, LIMITED	In specie application	n/a	Ordinary	(4,747)	(4,747)
05-Jan-2024	STATE STREET GLOBAL ADVISORS, AUSTRALIA, LIMITED	In specie redemption	n/a	Ordinary	(17,463)	(17,463)
09-Jan-2024	STATE STREET GLOBAL ADVISORS, AUSTRALIA, LIMITED	Sale	48.97	Ordinary	(143,702)	(143,702)
09-Jan-2024	STATE STREET GLOBAL ADVISORS, AUSTRALIA, LIMITED	In specie application	n/a	Ordinary	1,698	1,698
10-Jan-2024	STATE STREET GLOBAL ADVISORS, AUSTRALIA, LIMITED	Purchase	47.86	Ordinary	6,909	6,909
10-Jan-2024	STATE STREET GLOBAL ADVISORS, AUSTRALIA, LIMITED	In specie redemption	n/a	Ordinary	(186,240)	(186,240)
11-Jan-2024	STATE STREET GLOBAL ADVISORS, AUSTRALIA, LIMITED	Purchase	47.81	Ordinary	2,465	2,465
12-Jan-2024	STATE STREET GLOBAL ADVISORS, AUSTRALIA, LIMITED	Purchase	47.73	Ordinary	876,251	876,251
16-Jan-2024	STATE STREET GLOBAL ADVISORS, AUSTRALIA, LIMITED	In specie application	n/a	Ordinary	22,938	22,938
17-Jan-2024	STATE STREET GLOBAL ADVISORS, AUSTRALIA, LIMITED	Purchase	46.57	Ordinary	913,467	913,467
18-Jan-2024	STATE STREET GLOBAL ADVISORS, AUSTRALIA, LIMITED	In specie redemption	n/a	Ordinary	(262,189)	(262,189)
19-Jan-2024	STATE STREET GLOBAL ADVISORS, AUSTRALIA, LIMITED	Sale	45.74	Ordinary	(622)	(622)
19-Jan-2024	STATE STREET GLOBAL ADVISORS, AUSTRALIA, LIMITED	Sale	45.74	Ordinary	(748)	(748)
19-Jan-2024	STATE STREET GLOBAL ADVISORS, AUSTRALIA, LIMITED	In specie redemption	n/a	Ordinary	(4,747)	(4,747)
22-Jan-2024	STATE STREET GLOBAL ADVISORS, AUSTRALIA, LIMITED	Purchase	45.83	Ordinary	11,416	11,416
22-Jan-2024	STATE STREET GLOBAL ADVISORS, AUSTRALIA, LIMITED	Purchase	45.86	Ordinary	924,524	924,524
22-Jan-2024	STATE STREET GLOBAL ADVISORS, AUSTRALIA, LIMITED	In specie redemption	n/a	Ordinary	(2,814)	(2,814)
23-Jan-2024	STATE STREET GLOBAL ADVISORS, AUSTRALIA, LIMITED	In specie redemption	n/a	Ordinary	(1,698)	(1,698)
25-Jan-2024	STATE STREET GLOBAL ADVISORS, AUSTRALIA, LIMITED	Purchase	47.54	Ordinary	677,849	677,849
25-Jan-2024	STATE STREET GLOBAL ADVISORS, AUSTRALIA, LIMITED	Purchase	47.54	Ordinary	15,386	15,386
29-Jan-2024	STATE STREET GLOBAL ADVISORS, AUSTRALIA, LIMITED	Sale	46.83	Ordinary	(47,540)	(47,540)
30-Jan-2024	STATE STREET GLOBAL ADVISORS, AUSTRALIA, LIMITED	In specie redemption	n/a	Ordinary	(7,559)	(7,559)
31-Jan-2024	STATE STREET GLOBAL ADVISORS, AUSTRALIA, LIMITED	Purchase	47.27	Ordinary	1,122,486	1,122,486
31-Jan-2024	STATE STREET GLOBAL ADVISORS, AUSTRALIA, LIMITED	In specie redemption	n/a	Ordinary	(12,459)	(12,459)
02-Feb-2024	STATE STREET GLOBAL ADVISORS, AUSTRALIA, LIMITED	Purchase	47.61	Ordinary	902,762	902,762
02-Feb-2024	STATE STREET GLOBAL ADVISORS, AUSTRALIA, LIMITED	Sale	47.61	Ordinary	(3,113)	(3,113)
06-Feb-2024	STATE STREET GLOBAL ADVISORS, AUSTRALIA, LIMITED	In specie redemption	n/a	Ordinary	(4,746)	(4,746)
07-Feb-2024	STATE STREET GLOBAL ADVISORS, AUSTRALIA, LIMITED	Sale	46.44	Ordinary	(1,091)	(1,091)
08-Feb-2024	STATE STREET GLOBAL ADVISORS, AUSTRALIA, LIMITED	Sale	46.42	Ordinary	(2,876)	(2,876)
08-Feb-2024	STATE STREET GLOBAL ADVISORS, AUSTRALIA, LIMITED	In specie application	n/a	Ordinary	1,699	1,699
09-Feb-2024	STATE STREET GLOBAL ADVISORS, AUSTRALIA, LIMITED	Purchase	46.30	Ordinary	2,243,571	2,243,571
12-Feb-2024	STATE STREET GLOBAL ADVISORS, AUSTRALIA, LIMITED	In specie application	n/a	Ordinary	1,700	1,700
13-Feb-2024	STATE STREET GLOBAL ADVISORS, AUSTRALIA, LIMITED	In specie application	n/a	Ordinary	22,944	22,944
14-Feb-2024	STATE STREET GLOBAL ADVISORS, AUSTRALIA, LIMITED	Purchase	45.95	Ordinary	121	121
14-Feb-2024	STATE STREET GLOBAL ADVISORS, AUSTRALIA, LIMITED	Sale	45.95	Ordinary	(522)	(522)
15-Feb-2024	STATE STREET GLOBAL ADVISORS, AUSTRALIA, LIMITED	In specie application	n/a	Ordinary	5,810	5,810
16-Feb-2024	STATE STREET GLOBAL ADVISORS, AUSTRALIA, LIMITED	Sale	45.60	Ordinary	(22,489)	(22,489)
19-Feb-2024	STATE STREET GLOBAL ADVISORS, AUSTRALIA, LIMITED	In specie redemption	n/a	Ordinary	(4,747)	(4,747)
20-Feb-2024	STATE STREET GLOBAL ADVISORS, AUSTRALIA, LIMITED	Sale	44.37	Ordinary	(657)	(657)
20-Feb-2024	STATE STREET GLOBAL ADVISORS, AUSTRALIA, LIMITED	In specie application	n/a	Ordinary	5,809	5,809
21-Feb-2024	STATE STREET GLOBAL ADVISORS, AUSTRALIA, LIMITED	Sale	44.47	Ordinary	(625)	(625)
22-Feb-2024	STATE STREET GLOBAL ADVISORS, AUSTRALIA, LIMITED	In specie redemption	n/a	Ordinary	(2,826)	(2,826)
23-Feb-2024	STATE STREET GLOBAL ADVISORS, AUSTRALIA, LIMITED	Sale	44.55	Ordinary	(24,778)	(24,778)
23-Feb-2024	STATE STREET GLOBAL ADVISORS, AUSTRALIA, LIMITED	Sale	44.55	Ordinary	(26,673)	(26,673)
26-Feb-2024	STATE STREET GLOBAL ADVISORS, AUSTRALIA, LIMITED	Purchase	43.97	Ordinary	441,902	441,902
26-Feb-2024	STATE STREET GLOBAL ADVISORS, AUSTRALIA, LIMITED	Purchase	43.97	Ordinary	225	225
27-Feb-2024	STATE STREET GLOBAL ADVISORS, AUSTRALIA, LIMITED	Purchase	43.85	Ordinary	431,062	431,062
27-Feb-2024	STATE STREET GLOBAL ADVISORS, AUSTRALIA, LIMITED	Purchase	44.04	Ordinary	37,205	37,205
27-Feb-2024	STATE STREET GLOBAL ADVISORS, AUSTRALIA, LIMITED	Purchase	44.04	Ordinary	10,840	10,840
27-Feb-2024	STATE STREET GLOBAL ADVISORS, AUSTRALIA, LIMITED	In specie application	n/a	Ordinary	5,821	5,821
28-Feb-2024	STATE STREET GLOBAL ADVISORS, AUSTRALIA, LIMITED	Purchase	43.97	Ordinary	85,266	85,266
28-Feb-2024	STATE STREET GLOBAL ADVISORS, AUSTRALIA, LIMITED	Purchase	44.00	Ordinary	441,902	441,902
29-Feb-2024	STATE STREET GLOBAL ADVISORS, AUSTRALIA, LIMITED	Purchase	43.93	Ordinary	765,744	765,744
29-Feb-2024	STATE STREET GLOBAL ADVISORS, AUSTRALIA, LIMITED	Purchase	43.95	Ordinary	3,093,315	3,093,315
29-Feb-2024	STATE STREET GLOBAL ADVISORS, AUSTRALIA, LIMITED	Sale	43.93	Ordinary	(2,076)	(2,076)
29-Feb-2024	STATE STREET GLOBAL ADVISORS, AUSTRALIA, LIMITED	In specie application	n/a	Ordinary	2,842	2,842
01-Mar-2024	STATE STREET GLOBAL ADVISORS, AUSTRALIA, LIMITED	Sale	44.92	Ordinary	(412)	(412)
01-Mar-2024	STATE STREET GLOBAL ADVISORS, AUSTRALIA, LIMITED	Sale	46.93	Ordinary	(282)	(282)
01-Mar-2024	STATE STREET GLOBAL ADVISORS, AUSTRALIA, LIMITED	In specie application	n/a	Ordinary	4,774	4,774
01-Mar-2024	STATE STREET GLOBAL ADVISORS, AUSTRALIA, LIMITED	In specie redemption	n/a	Ordinary	(2,843)	(2,843)
04-Mar-2024	STATE STREET GLOBAL ADVISORS, AUSTRALIA, LIMITED	Purchase	44.24	Ordinary	1,789	1,789
05-Mar-2024	STATE STREET GLOBAL ADVISORS, AUSTRALIA, LIMITED	In specie redemption	n/a	Ordinary	(4,775)	(4,775)
06-Mar-2024	STATE STREET GLOBAL ADVISORS, AUSTRALIA, LIMITED	Purchase	44.35	Ordinary	29,717	29,717
06-Mar-2024	STATE STREET GLOBAL ADVISORS, AUSTRALIA, LIMITED	Sale	42.43	Ordinary	(3,746)	(3,746)
06-Mar-2024	STATE STREET GLOBAL ADVISORS, AUSTRALIA, LIMITED	In specie application	n/a	Ordinary	2,849	2,849
08-Mar-2024	STATE STREET GLOBAL ADVISORS, AUSTRALIA, LIMITED	Sale	43.94	Ordinary	(299)	(299)
08-Mar-2024	STATE STREET GLOBAL ADVISORS, AUSTRALIA, LIMITED	Sale	43.94	Ordinary	(376)	(376)
08-Mar-2024	STATE STREET GLOBAL ADVISORS, AUSTRALIA, LIMITED	In specie application	n/a	Ordinary	136,620	136,620
08-Mar-2024	STATE STREET GLOBAL ADVISORS, AUSTRALIA, LIMITED	In specie redemption	n/a	Ordinary	(2,870)	(2,870)
13-Mar-2024	STATE STREET GLOBAL ADVISORS, AUSTRALIA, LIMITED	Purchase	41.97	Ordinary	365,200	365,200
13-Mar-2024	STATE STREET GLOBAL ADVISORS, AUSTRALIA, LIMITED	Purchase	41.97	Ordinary	365,200	365,200
13-Mar-2024	STATE STREET GLOBAL ADVISORS, AUSTRALIA, LIMITED	Sale	41.95	Ordinary	(5,526)	(5,526)
13-Mar-2024	STATE STREET GLOBAL ADVISORS, AUSTRALIA, LIMITED	Sale	41.96	Ordinary	(461)	(461)
14-Mar-2024	STATE STREET GLOBAL ADVISORS, AUSTRALIA, LIMITED	Purchase	43.06	Ordinary	365,200	365,200
15-Mar-2024	STATE STREET GLOBAL ADVISORS, AUSTRALIA, LIMITED	Purchase	42.41	Ordinary	672,596	672,596
15-Mar-2024	STATE STREET GLOBAL ADVISORS, AUSTRALIA, LIMITED	Purchase	42.43	Ordinary	2,746,697	2,746,697
15-Mar-2024	STATE STREET GLOBAL ADVISORS, AUSTRALIA, LIMITED	In specie application	n/a	Ordinary	780,999	780,999
20-Mar-2024	STATE STREET GLOBAL ADVISORS, AUSTRALIA, LIMITED	Sale	43.80	Ordinary	(192)	(192)
20-Mar-2024	STATE STREET GLOBAL ADVISORS, AUSTRALIA, LIMITED	In specie application	n/a	Ordinary	2,872	2,872
21-Mar-2024	STATE STREET GLOBAL ADVISORS, AUSTRALIA, LIMITED	In specie application	n/a	Ordinary	431,062	431,062
21-Mar-2024	STATE STREET GLOBAL ADVISORS, AUSTRALIA, LIMITED	In specie application	n/a	Ordinary	3,093,315	3,093,315
21-Mar-2024	STATE STREET GLOBAL ADVISORS, AUSTRALIA, LIMITED	In specie application	n/a	Ordinary	441,902	441,902
21-Mar-2024	STATE STREET GLOBAL ADVISORS, AUSTRALIA, LIMITED	In specie redemption	n/a	Ordinary	(431,062)	(431,062)
21-Mar-2024	STATE STREET GLOBAL ADVISORS, AUSTRALIA, LIMITED	In specie redemption	n/a	Ordinary	(3,093,315)	(3,093,315)
21-Mar-2024	STATE STREET GLOBAL ADVISORS, AUSTRALIA, LIMITED	In specie redemption	n/a	Ordinary	(441,902)	(441,902)
22-Mar-2024	STATE STREET GLOBAL ADVISORS, AUSTRALIA, LIMITED	Purchase	43.79	Ordinary	4,348	4,348
22-Mar-2024	STATE STREET GLOBAL ADVISORS, AUSTRALIA, LIMITED	Purchase	43.83	Ordinary	679,280	679,280



22-Mar-2024	STATE STREET GLOBAL ADVISORS, AUSTRALIA, LIMITED	Sale	43.83	Ordinary	(17,393)	(17,393)
22-Mar-2024	STATE STREET GLOBAL ADVISORS, AUSTRALIA, LIMITED	In specie redemption	n/a	Ordinary	(14,918)	(14,918)
25-Mar-2024	STATE STREET GLOBAL ADVISORS, AUSTRALIA, LIMITED	Sale	43.88	Ordinary	(73,596)	(73,596)
25-Mar-2024	STATE STREET GLOBAL ADVISORS, AUSTRALIA, LIMITED	In specie application	n/a	Ordinary	4,830	4,830
25-Mar-2024	STATE STREET GLOBAL ADVISORS, AUSTRALIA, LIMITED	In specie redemption	n/a	Ordinary	(6,023)	(6,023)
26-Mar-2024	STATE STREET GLOBAL ADVISORS, AUSTRALIA, LIMITED	In specie application	n/a	Ordinary	2,872	2,872
26-Mar-2024	STATE STREET GLOBAL ADVISORS, AUSTRALIA, LIMITED	In specie redemption	n/a	Ordinary	(31,008)	(31,008)
27-Mar-2024	STATE STREET GLOBAL ADVISORS, AUSTRALIA, LIMITED	In specie application	n/a	Ordinary	872,483	872,483
28-Mar-2024	STATE STREET GLOBAL ADVISORS, AUSTRALIA, LIMITED	Purchase	44.27	Ordinary	97,223	97,223
28-Mar-2024	STATE STREET GLOBAL ADVISORS, AUSTRALIA, LIMITED	Purchase	44.27	Ordinary	15,154	15,154
28-Mar-2024	STATE STREET GLOBAL ADVISORS, AUSTRALIA, LIMITED	Purchase	44.32	Ordinary	27,674	27,674
28-Mar-2024	STATE STREET GLOBAL ADVISORS, AUSTRALIA, LIMITED	Sale	44.27	Ordinary	(34,210)	(34,210)
28-Mar-2024	STATE STREET GLOBAL ADVISORS, AUSTRALIA, LIMITED	In specie redemption	n/a	Ordinary	(10,809)	(10,809)
02-Apr-2024	STATE STREET GLOBAL ADVISORS, AUSTRALIA, LIMITED	In specie redemption	n/a	Ordinary	(4,784)	(4,784)
03-Apr-2024	STATE STREET GLOBAL ADVISORS, AUSTRALIA, LIMITED	In specie application	n/a	Ordinary	3,428	3,428
04-Apr-2024	STATE STREET GLOBAL ADVISORS, AUSTRALIA, LIMITED	Purchase	44.75	Ordinary	88,351	88,351
08-Apr-2024	STATE STREET GLOBAL ADVISORS, AUSTRALIA, LIMITED	Purchase	44.25	Ordinary	420,342	420,342
08-Apr-2024	STATE STREET GLOBAL ADVISORS, AUSTRALIA, LIMITED	In specie application	n/a	Ordinary	6,024	6,024
08-Apr-2024	STATE STREET GLOBAL ADVISORS, AUSTRALIA, LIMITED	In specie redemption	n/a	Ordinary	(7,615)	(7,615)
09-Apr-2024	STATE STREET GLOBAL ADVISORS, AUSTRALIA, LIMITED	Purchase	45.13	Ordinary	26,747	26,747
09-Apr-2024	STATE STREET GLOBAL ADVISORS, AUSTRALIA, LIMITED	Purchase	45.13	Ordinary	15,863	15,863
09-Apr-2024	STATE STREET GLOBAL ADVISORS, AUSTRALIA, LIMITED	In specie redemption	n/a	Ordinary	(6,024)	(6,024)
10-Apr-2024	STATE STREET GLOBAL ADVISORS, AUSTRALIA, LIMITED	Sale	45.47	Ordinary	(823)	(823)
12-Apr-2024	STATE STREET GLOBAL ADVISORS, AUSTRALIA, LIMITED	Purchase	45.52	Ordinary	2,793	2,793
15-Apr-2024	STATE STREET GLOBAL ADVISORS, AUSTRALIA, LIMITED	Purchase	45.77	Ordinary	226,614	226,614
15-Apr-2024	STATE STREET GLOBAL ADVISORS, AUSTRALIA, LIMITED	Sale	45.77	Ordinary	(508)	(508)
15-Apr-2024	STATE STREET GLOBAL ADVISORS, AUSTRALIA, LIMITED	In specie redemption	n/a	Ordinary	(46,044)	(46,044)
17-Apr-2024	STATE STREET GLOBAL ADVISORS, AUSTRALIA, LIMITED	Sale	44.44	Ordinary	(4,941)	(4,941)
17-Apr-2024	STATE STREET GLOBAL ADVISORS, AUSTRALIA, LIMITED	In specie redemption	n/a	Ordinary	(10,807)	(10,807)
18-Apr-2024	STATE STREET GLOBAL ADVISORS, AUSTRALIA, LIMITED	Sale	45.03	Ordinary	(6,275)	(6,275)
18-Apr-2024	STATE STREET GLOBAL ADVISORS, AUSTRALIA, LIMITED	Sale	45.05	Ordinary	(4,782)	(4,782)
18-Apr-2024	STATE STREET GLOBAL ADVISORS, AUSTRALIA, LIMITED	In specie redemption	n/a	Ordinary	(6,024)	(6,024)
19-Apr-2024	STATE STREET GLOBAL ADVISORS, AUSTRALIA, LIMITED	Purchase	44.63	Ordinary	220,099	220,099
19-Apr-2024	STATE STREET GLOBAL ADVISORS, AUSTRALIA, LIMITED	Purchase	44.63	Ordinary	547,097	547,097
19-Apr-2024	STATE STREET GLOBAL ADVISORS, AUSTRALIA, LIMITED	Sale	44.57	Ordinary	(17,717)	(17,717)
19-Apr-2024	STATE STREET GLOBAL ADVISORS, AUSTRALIA, LIMITED	Sale	44.57	Ordinary	(16,569)	(16,569)
19-Apr-2024	STATE STREET GLOBAL ADVISORS, AUSTRALIA, LIMITED	In specie application	n/a	Ordinary	328,680	328,680
19-Apr-2024	STATE STREET GLOBAL ADVISORS, AUSTRALIA, LIMITED	In specie application	n/a	Ordinary	2,518,360	2,518,360
19-Apr-2024	STATE STREET GLOBAL ADVISORS, AUSTRALIA, LIMITED	In specie application	n/a	Ordinary	365,200	365,200
19-Apr-2024	STATE STREET GLOBAL ADVISORS, AUSTRALIA, LIMITED	In specie application	n/a	Ordinary	365,200	365,200
19-Apr-2024	STATE STREET GLOBAL ADVISORS, AUSTRALIA, LIMITED	In specie redemption	n/a	Ordinary	(138,680)	(138,680)
19-Apr-2024	STATE STREET GLOBAL ADVISORS, AUSTRALIA, LIMITED	In specie redemption	n/a	Ordinary	(2,518,360)	(2,518,360)
19-Apr-2024	STATE STREET GLOBAL ADVISORS, AUSTRALIA, LIMITED	In specie redemption	n/a	Ordinary	(365,200)	(365,200)
19-Apr-2024	STATE STREET GLOBAL ADVISORS, AUSTRALIA, LIMITED	In specie redemption	n/a	Ordinary	(365,200)	(365,200)
22-Apr-2024	STATE STREET GLOBAL ADVISORS, AUSTRALIA, LIMITED	Purchase	45.42	Ordinary	603,407	603,407
22-Apr-2024	STATE STREET GLOBAL ADVISORS, AUSTRALIA, LIMITED	Purchase	45.42	Ordinary	2,818	2,818
22-Apr-2024	STATE STREET GLOBAL ADVISORS, AUSTRALIA, LIMITED	Sale	45.44	Ordinary	(9,579)	(9,579)
23-Apr-2024	STATE STREET GLOBAL ADVISORS, AUSTRALIA, LIMITED	Sale	45.50	Ordinary	(827)	(827)
23-Apr-2024	STATE STREET GLOBAL ADVISORS, AUSTRALIA, LIMITED	Sale	45.50	Ordinary	(733)	(733)
23-Apr-2024	STATE STREET GLOBAL ADVISORS, AUSTRALIA, LIMITED	In specie application	n/a	Ordinary	2,832	2,832
24-Apr-2024	STATE STREET GLOBAL ADVISORS, AUSTRALIA, LIMITED	Sale	45.24	Ordinary	(157)	(157)
24-Apr-2024	STATE STREET GLOBAL ADVISORS, AUSTRALIA, LIMITED	In specie redemption	n/a	Ordinary	(4,783)	(4,783)
29-Apr-2024	STATE STREET GLOBAL ADVISORS, AUSTRALIA, LIMITED	In specie application	n/a	Ordinary	42,168	42,168
29-Apr-2024	STATE STREET GLOBAL ADVISORS, AUSTRALIA, LIMITED	In specie redemption	n/a	Ordinary	(2,832)	(2,832)
30-Apr-2024	STATE STREET GLOBAL ADVISORS, AUSTRALIA, LIMITED	Sale	43.03	Ordinary	(123,724)	(123,724)
30-Apr-2024	STATE STREET GLOBAL ADVISORS, AUSTRALIA, LIMITED	In specie redemption	n/a	Ordinary	(12,048)	(12,048)
02-May-2024	STATE STREET GLOBAL ADVISORS, AUSTRALIA, LIMITED	Sale	42.38	Ordinary	(215,244)	(215,244)
02-May-2024	STATE STREET GLOBAL ADVISORS, AUSTRALIA, LIMITED	In specie application	n/a	Ordinary	2,832	2,832
06-May-2024	STATE STREET GLOBAL ADVISORS, AUSTRALIA, LIMITED	Purchase	42.75	Ordinary	143,062	143,062
07-May-2024	STATE STREET GLOBAL ADVISORS, AUSTRALIA, LIMITED	Purchase	42.69	Ordinary	399	399
07-May-2024	STATE STREET GLOBAL ADVISORS, AUSTRALIA, LIMITED	In specie application	n/a	Ordinary	66,264	66,264
09-May-2024	STATE STREET GLOBAL ADVISORS, AUSTRALIA, LIMITED	In specie application	n/a	Ordinary	574,379	574,379
09-May-2024	STATE STREET GLOBAL ADVISORS, AUSTRALIA, LIMITED	In specie redemption	n/a	Ordinary	(12,046)	(12,046)
10-May-2024	STATE STREET GLOBAL ADVISORS, AUSTRALIA, LIMITED	In specie application	n/a	Ordinary	25,479	25,479
13-May-2024	STATE STREET GLOBAL ADVISORS, AUSTRALIA, LIMITED	In specie application	n/a	Ordinary	26,880	26,880
13-May-2024	STATE STREET GLOBAL ADVISORS, AUSTRALIA, LIMITED	In specie redemption	n/a	Ordinary	(4,786)	(4,786)
22-Aug-2022	STATE STREET GLOBAL ADVISORS, INC.	Purchase	41.20	Ordinary	759	759
22-Aug-2022	STATE STREET GLOBAL ADVISORS, INC.	Purchase	41.40	Ordinary	117,000	117,000
22-Aug-2022	STATE STREET GLOBAL ADVISORS, INC.	Purchase	41.40	Ordinary	3,023	3,023
22-Aug-2022	STATE STREET GLOBAL ADVISORS, INC.	In specie application	n/a	Ordinary	8,996	8,996
23-Aug-2022	STATE STREET GLOBAL ADVISORS, INC.	Purchase	41.46	Ordinary	16,009	16,009
23-Aug-2022	STATE STREET GLOBAL ADVISORS, INC.	Purchase	41.46	Ordinary	44,743	44,743
23-Aug-2022	STATE STREET GLOBAL ADVISORS, INC.	Purchase	41.69	Ordinary	31,157	31,157
23-Aug-2022	STATE STREET GLOBAL ADVISORS, INC.	Sale	41.46	Ordinary	(16,009)	(16,009)
23-Aug-2022	STATE STREET GLOBAL ADVISORS, INC.	Sale	41.69	Ordinary	(2,256)	(2,256)
24-Aug-2022	STATE STREET GLOBAL ADVISORS, INC.	Purchase	42.30	Ordinary	751	751
24-Aug-2022	STATE STREET GLOBAL ADVISORS, INC.	Sale	41.91	Ordinary	(53,373)	(53,373)
25-Aug-2022	STATE STREET GLOBAL ADVISORS, INC.	Purchase	41.91	Ordinary	4,866	4,866
25-Aug-2022	STATE STREET GLOBAL ADVISORS, INC.	Sale	41.91	Ordinary	(4,113)	(4,113)
25-Aug-2022	STATE STREET GLOBAL ADVISORS, INC.	In specie redemption	n/a	Ordinary	(195,663)	(195,663)
26-Aug-2022	STATE STREET GLOBAL ADVISORS, INC.	Purchase	42.73	Ordinary	5,049	5,049
26-Aug-2022	STATE STREET GLOBAL ADVISORS, INC.	Sale	42.73	Ordinary	(119)	(119)
26-Aug-2022	STATE STREET GLOBAL ADVISORS, INC.	Sale	42.81	Ordinary	(32,434)	(32,434)
26-Aug-2022	STATE STREET GLOBAL ADVISORS, INC.	Sale	42.87	Ordinary	(14,442)	(14,442)
26-Aug-2022	STATE STREET GLOBAL ADVISORS, INC.	In specie redemption	n/a	Ordinary	(15,750)	(15,750)
29-Aug-2022	STATE STREET GLOBAL ADVISORS, INC.	Purchase	42.19	Ordinary	249,750	249,750
29-Aug-2022	STATE STREET GLOBAL ADVISORS, INC.	Purchase	42.20	Ordinary	23,856	23,856
29-Aug-2022	STATE STREET GLOBAL ADVISORS, INC.	Sale	42.19	Ordinary	(5,831)	(5,831)
29-Aug-2022	STATE STREET GLOBAL ADVISORS, INC.	In specie redemption	n/a	Ordinary	(8,944)	(8,944)
30-Aug-2022	STATE STREET GLOBAL ADVISORS, INC.	Purchase	41.76	Ordinary	169	169
30-Aug-2022	STATE STREET GLOBAL ADVISORS, INC.	Purchase	41.76	Ordinary	561	561
30-Aug-2022	STATE STREET GLOBAL ADVISORS, INC.	In specie redemption	n/a	Ordinary	(48,380)	(48,380)
31-Aug-2022	STATE STREET GLOBAL ADVISORS, INC.	Purchase	40.60	Ordinary	106,781	106,781
31-Aug-2022	STATE STREET GLOBAL ADVISORS, INC.	Purchase	40.60	Ordinary	24,808	24,808
31-Aug-2022	STATE STREET GLOBAL ADVISORS, INC.	Purchase	40.60	Ordinary	258,067	258,067
31-Aug-2022	STATE STREET GLOBAL ADVISORS, INC.	Purchase	40.60	Ordinary	3,129	3,129
31-Aug-2022	STATE STREET GLOBAL ADVISORS, INC.	Purchase	40.60	Ordinary	1,554	1,554
31-Aug-2022	STATE STREET GLOBAL ADVISORS, INC.	Purchase	40.67	Ordinary	2,704	2,704
31-Aug-2022	STATE STREET GLOBAL ADVISORS, INC.	Purchase	40.67	Ordinary	122	122
31-Aug-2022	STATE STREET GLOBAL ADVISORS, INC.	Sale	38.11	Ordinary	(14,164)	(14,164)
31-Aug-2022	STATE STREET GLOBAL ADVISORS, INC.	Sale	40.48	Ordinary	(6,243)	(6,243)
31-Aug-2022	STATE STREET GLOBAL ADVISORS, INC.	Sale	40.60	Ordinary	(32,370)	(32,370)
31-Aug-2022	STATE STREET GLOBAL ADVISORS, INC.	Sale	40.60	Ordinary	(5,541)	(5,541)
01-Sep-2022	STATE STREET GLOBAL ADVISORS, INC.	Purchase	40.50	Ordinary	3,505	3,505
01-Sep-2022	STATE STREET GLOBAL ADVISORS, INC.	Purchase	37.51	Ordinary	3,583	3,583
01-Sep-2022	STATE STREET GLOBAL ADVISORS, INC.	Purchase	37.51	Ordinary	39,467	39,467
01-Sep-2022	STATE STREET GLOBAL ADVISORS, INC.	Sale	37.51	Ordinary	(8,048)	(8,048)
01-Sep-2022	STATE STREET GLOBAL ADVISORS, INC.	In specie redemption	n/a	Ordinary	(21,726)	(21,726)
02-Sep-2022	STATE STREET GLOBAL ADVISORS, INC.	Purchase	36.78	Ordinary	6,172	6,172
02-Sep-2022	STATE STREET GLOBAL ADVISORS, INC.	Purchase	36.90	Ordinary	38,447	38,447
02-Sep-2022	STATE STREET GLOBAL ADVISORS, INC.	Sale	36.74	Ordinary	(517)	(517)
02-Sep-2022	STATE STREET GLOBAL ADVISORS, INC.	In specie redemption	n/a	Ordinary	(7,254)	(7,254)
05-Sep-2022	STATE STREET GLOBAL ADVISORS, INC.	Purchase	37.09	Ordinary	11,819	11,819
05-Sep-2022	STATE STREET GLOBAL ADVISORS, INC.	Sale	37.09	Ordinary	(11,024)	(11,024)
06-Sep-2022	STATE STREET GLOBAL ADVISORS, INC.	Purchase	37.27	Ordinary	13,433	13,433
06-Sep-2022	STATE STREET GLOBAL ADVISORS, INC.	Sale	37.07	Ordinary	(11,975)	(11,975)
06-Sep-2022	STATE STREET GLOBAL ADVISORS, INC.	In specie redemption	n/a	Ordinary	(9,688)	(9,688)
07-Sep-2022	STATE STREET GLOBAL ADVISORS, INC.	Purchase	36.91	Ordinary	17,631	17,631
07-Sep-2022	STATE STREET GLOBAL ADVISORS, INC.	Sale	36.27	Ordinary	(1,111)	(1,111)
07-Sep-2022	STATE STREET GLOBAL ADVISORS, INC.	Sale	36.91	Ordinary	(3,291)	(3,291)
07-Sep-2022	STATE STREET GLOBAL ADVISORS, INC.	In specie redemption	n/a	Ordinary	(12,872)	(12,872)
08-Sep-2022	STATE STREET GLOBAL ADVISORS, INC.	Purchase	36.29	Ordinary	4,171	4,171
08-Sep-2022	STATE STREET GLOBAL ADVISORS, INC.	Purchase	36.87	Ordinary	7,535	7,535
08-Sep-2022	STATE STREET GLOBAL ADVISORS, INC.	Sale	36.20	Ordinary	(818)	(818)
08-Sep-2022	STATE STREET GLOBAL ADVISORS, INC.	Sale	36.66	Ordinary	(2,737)	(2,737)
08-Sep-2022	STATE STREET GLOBAL ADVISORS, INC.	Sale	36.92	Ordinary	(4,798)	(4,798)
09-Sep-2022	STATE STREET GLOBAL ADVISORS, INC.	Purchase	38.09	Ordinary	28,562	28,562
09-Sep-2022	STATE STREET GLOBAL ADVISORS, INC.	Sale	39.00	Ordinary	(28,562)	(28,562)
09-Sep-2022	STATE STREET GLOBAL ADVISORS, INC.	In specie application	n/a	Ordinary	14,301	14,301
12-Sep-2022	STATE STREET GLOBAL ADVISORS, INC.	Purchase	39.03	Ordinary	15,235	15,235
12-Sep-2022	STATE STREET GLOBAL ADVISORS, INC.	Sale	39.03	Ordinary	(733)	(733)
12-Sep-2022	STATE STREET GLOBAL ADVISORS, INC.	Sale	39.41	Ordinary	(1,263)	(1,263)
12-Sep-2022	STATE STREET GLOBAL ADVISORS, INC.	In specie redemption	n/a	Ordinary	(12,115)	(12,115)
13-Sep-2022	STATE STREET GLOBAL ADVISORS, INC.	Purchase	39.30	Ordinary	744	744
13-Sep-2022	STATE STREET GLOBAL ADVISORS, INC.	Purchase	39.71	Ordinary	14,274	14,274
13-Sep-2022	STATE STREET GLOBAL ADVISORS, INC.	Sale	23.01	Ordinary	(143)	(143)
13-Sep-2022	STATE STREET GLOBAL ADVISORS, INC.	Sale	39.71	Ordinary	(466)	(466)
13-Sep-2022	STATE STREET GLOBAL ADVISORS, INC.	In specie redemption	n/a	Ordinary	(38,539)	(38,539)
14-Sep-2022	STATE STREET GLOBAL ADVISORS, INC.	Purchase	38.60	Ordinary	53,233	53,233
14-Sep-2022	STATE STREET GLOBAL ADVISORS, INC.	Purchase	38.60	Ordinary	2,165	2,165
14-Sep-2022	STATE STREET GLOBAL ADVISORS, INC.	Sale	38.60	Ordinary	(9,888)	(9,888)
14-Sep-2022	STATE STREET GLOBAL ADVISORS, INC.	Sale	38.60	Ordinary	(49,700)	(49,700)
14-Sep-2022	STATE STREET GLOBAL ADVISORS, INC.	In specie application	n/a	Ordinary	2,037	2,037
15-Sep-2022	STATE STREET GLOBAL ADVISORS, INC.	Purchase	38.74	Ordinary	9,896	9,896
15-Sep-2022	STATE STREET GLOBAL ADVISORS, INC.	Sale	38.74	Ordinary	(5,366)	(5,366)

16-Sep-2022	STATE STREET GLOBAL ADVISORS, INC.	Purchase	38.01	Ordinary	27,399	27,399
16-Sep-2022	STATE STREET GLOBAL ADVISORS, INC.	Purchase	38.04	Ordinary	1,109,554	1,109,554
16-Sep-2022	STATE STREET GLOBAL ADVISORS, INC.	Purchase	38.04	Ordinary	121,334	121,334
16-Sep-2022	STATE STREET GLOBAL ADVISORS, INC.	Purchase	38.04	Ordinary	6,386	6,386
16-Sep-2022	STATE STREET GLOBAL ADVISORS, INC.	Sale	38.04	Ordinary	(4,046)	(4,046)
16-Sep-2022	STATE STREET GLOBAL ADVISORS, INC.	Sale	38.04	Ordinary	(57,297)	(57,297)
16-Sep-2022	STATE STREET GLOBAL ADVISORS, INC.	Sale	38.04	Ordinary	(6,306)	(6,306)
16-Sep-2022	STATE STREET GLOBAL ADVISORS, INC.	Sale	38.30	Ordinary	(3,308)	(3,308)
16-Sep-2022	STATE STREET GLOBAL ADVISORS, INC.	In specie redemption	n/a	Ordinary	(5,890)	(5,890)
19-Sep-2022	STATE STREET GLOBAL ADVISORS, INC.	Purchase	37.81	Ordinary	19,107	19,107
19-Sep-2022	STATE STREET GLOBAL ADVISORS, INC.	Purchase	37.81	Ordinary	9,733	9,733
19-Sep-2022	STATE STREET GLOBAL ADVISORS, INC.	Purchase	38.06	Ordinary	2,515	2,515
19-Sep-2022	STATE STREET GLOBAL ADVISORS, INC.	Sale	37.81	Ordinary	(9,733)	(9,733)
19-Sep-2022	STATE STREET GLOBAL ADVISORS, INC.	Sale	38.06	Ordinary	(1,936)	(1,936)
20-Sep-2022	STATE STREET GLOBAL ADVISORS, INC.	Purchase	38.39	Ordinary	394	394
20-Sep-2022	STATE STREET GLOBAL ADVISORS, INC.	Purchase	38.58	Ordinary	17,373	17,373
20-Sep-2022	STATE STREET GLOBAL ADVISORS, INC.	Purchase	39.39	Ordinary	5,423	5,423
20-Sep-2022	STATE STREET GLOBAL ADVISORS, INC.	In specie application	n/a	Ordinary	218	218
20-Sep-2022	STATE STREET GLOBAL ADVISORS, INC.	In specie redemption	n/a	Ordinary	(11,306)	(11,306)
21-Sep-2022	STATE STREET GLOBAL ADVISORS, INC.	Purchase	37.96	Ordinary	53,368	53,368
21-Sep-2022	STATE STREET GLOBAL ADVISORS, INC.	Purchase	37.96	Ordinary	836	836
21-Sep-2022	STATE STREET GLOBAL ADVISORS, INC.	Purchase	37.96	Ordinary	26,794	26,794
21-Sep-2022	STATE STREET GLOBAL ADVISORS, INC.	Purchase	38.45	Ordinary	4,598	4,598
21-Sep-2022	STATE STREET GLOBAL ADVISORS, INC.	Sale	37.96	Ordinary	(53,368)	(53,368)
21-Sep-2022	STATE STREET GLOBAL ADVISORS, INC.	Sale	38.45	Ordinary	(9,478)	(9,478)
22-Sep-2022	STATE STREET GLOBAL ADVISORS, INC.	In specie application	n/a	Ordinary	17,010	17,010
23-Sep-2022	STATE STREET GLOBAL ADVISORS, INC.	Purchase	38.65	Ordinary	31,880	31,880
23-Sep-2022	STATE STREET GLOBAL ADVISORS, INC.	Sale	38.65	Ordinary	(9,235)	(9,235)
23-Sep-2022	STATE STREET GLOBAL ADVISORS, INC.	In specie redemption	n/a	Ordinary	(10,234)	(10,234)
23-Sep-2022	STATE STREET GLOBAL ADVISORS, INC.	Write-down or Basis Adjustment	33.24	Ordinary	-	-
26-Sep-2022	STATE STREET GLOBAL ADVISORS, INC.	Purchase	37.18	Ordinary	39,870	39,870
27-Sep-2022	STATE STREET GLOBAL ADVISORS, INC.	Purchase	36.71	Ordinary	4,552	4,552
27-Sep-2022	STATE STREET GLOBAL ADVISORS, INC.	Purchase	37.20	Ordinary	15,319	15,319
28-Sep-2022	STATE STREET GLOBAL ADVISORS, INC.	Purchase	37.90	Ordinary	13,773	13,773
28-Sep-2022	STATE STREET GLOBAL ADVISORS, INC.	Sale	37.25	Ordinary	(2,793)	(2,793)
28-Sep-2022	STATE STREET GLOBAL ADVISORS, INC.	Sale	37.25	Ordinary	(73,908)	(73,908)
28-Sep-2022	STATE STREET GLOBAL ADVISORS, INC.	Sale	37.90	Ordinary	(417)	(417)
29-Sep-2022	STATE STREET GLOBAL ADVISORS, INC.	Purchase	38.17	Ordinary	6,248	6,248
29-Sep-2022	STATE STREET GLOBAL ADVISORS, INC.	Purchase	38.18	Ordinary	5,213	5,213
29-Sep-2022	STATE STREET GLOBAL ADVISORS, INC.	Sale	38.18	Ordinary	(252)	(252)
30-Sep-2022	STATE STREET GLOBAL ADVISORS, INC.	Purchase	38.52	Ordinary	681,495	681,495
30-Sep-2022	STATE STREET GLOBAL ADVISORS, INC.	Purchase	38.52	Ordinary	72,527	72,527
30-Sep-2022	STATE STREET GLOBAL ADVISORS, INC.	Purchase	38.84	Ordinary	10,964	10,964
30-Sep-2022	STATE STREET GLOBAL ADVISORS, INC.	Sale	38.52	Ordinary	(423,990)	(423,990)
30-Sep-2022	STATE STREET GLOBAL ADVISORS, INC.	Sale	38.52	Ordinary	(72,527)	(72,527)
30-Sep-2022	STATE STREET GLOBAL ADVISORS, INC.	In specie redemption	n/a	Ordinary	(53,526)	(53,526)
03-Oct-2022	STATE STREET GLOBAL ADVISORS, INC.	Purchase	38.60	Ordinary	3,543	3,543
03-Oct-2022	STATE STREET GLOBAL ADVISORS, INC.	Purchase	39.04	Ordinary	3,277	3,277
03-Oct-2022	STATE STREET GLOBAL ADVISORS, INC.	Purchase	39.08	Ordinary	6,106	6,106
03-Oct-2022	STATE STREET GLOBAL ADVISORS, INC.	Purchase	39.08	Ordinary	4,205	4,205
03-Oct-2022	STATE STREET GLOBAL ADVISORS, INC.	Sale	38.60	Ordinary	(4,987)	(4,987)
03-Oct-2022	STATE STREET GLOBAL ADVISORS, INC.	Sale	38.60	Ordinary	(3,201)	(3,201)
03-Oct-2022	STATE STREET GLOBAL ADVISORS, INC.	Sale	39.04	Ordinary	(890)	(890)
04-Oct-2022	STATE STREET GLOBAL ADVISORS, INC.	Purchase	39.65	Ordinary	19,425	19,425
04-Oct-2022	STATE STREET GLOBAL ADVISORS, INC.	Purchase	40.07	Ordinary	5,960	5,960
04-Oct-2022	STATE STREET GLOBAL ADVISORS, INC.	Sale	39.65	Ordinary	(22,490)	(22,490)
04-Oct-2022	STATE STREET GLOBAL ADVISORS, INC.	Sale	39.83	Ordinary	(7,074)	(7,074)
04-Oct-2022	STATE STREET GLOBAL ADVISORS, INC.	Sale	40.07	Ordinary	(34,975)	(34,975)
04-Oct-2022	STATE STREET GLOBAL ADVISORS, INC.	In specie application	n/a	Ordinary	98,548	98,548
04-Oct-2022	STATE STREET GLOBAL ADVISORS, INC.	In specie redemption	n/a	Ordinary	(12,180)	(12,180)
05-Oct-2022	STATE STREET GLOBAL ADVISORS, INC.	Purchase	40.48	Ordinary	10,460	10,460
05-Oct-2022	STATE STREET GLOBAL ADVISORS, INC.	Sale	40.62	Ordinary	(7,531)	(7,531)
05-Oct-2022	STATE STREET GLOBAL ADVISORS, INC.	In specie redemption	n/a	Ordinary	(14,616)	(14,616)
06-Oct-2022	STATE STREET GLOBAL ADVISORS, INC.	Purchase	40.49	Ordinary	1,518	1,518
06-Oct-2022	STATE STREET GLOBAL ADVISORS, INC.	Purchase	40.76	Ordinary	14,949	14,949
06-Oct-2022	STATE STREET GLOBAL ADVISORS, INC.	Sale	40.76	Ordinary	(20,906)	(20,906)
06-Oct-2022	STATE STREET GLOBAL ADVISORS, INC.	Sale	40.76	Ordinary	(10,103)	(10,103)
06-Oct-2022	STATE STREET GLOBAL ADVISORS, INC.	In specie application	n/a	Ordinary	3,178	3,178
07-Oct-2022	STATE STREET GLOBAL ADVISORS, INC.	Sale	40.06	Ordinary	(5,249)	(5,249)
07-Oct-2022	STATE STREET GLOBAL ADVISORS, INC.	Sale	40.27	Ordinary	(12,333)	(12,333)
07-Oct-2022	STATE STREET GLOBAL ADVISORS, INC.	In specie application	n/a	Ordinary	11,096	11,096
10-Oct-2022	STATE STREET GLOBAL ADVISORS, INC.	Purchase	39.82	Ordinary	2,922	2,922
10-Oct-2022	STATE STREET GLOBAL ADVISORS, INC.	Purchase	40.07	Ordinary	1,282	1,282
10-Oct-2022	STATE STREET GLOBAL ADVISORS, INC.	Sale	39.82	Ordinary	(10,823)	(10,823)
11-Oct-2022	STATE STREET GLOBAL ADVISORS, INC.	Purchase	39.92	Ordinary	12,748	12,748
11-Oct-2022	STATE STREET GLOBAL ADVISORS, INC.	Sale	40.75	Ordinary	(1,462)	(1,462)
11-Oct-2022	STATE STREET GLOBAL ADVISORS, INC.	In specie redemption	n/a	Ordinary	(12,180)	(12,180)
12-Oct-2022	STATE STREET GLOBAL ADVISORS, INC.	Purchase	39.54	Ordinary	49,839	49,839
12-Oct-2022	STATE STREET GLOBAL ADVISORS, INC.	Sale	39.54	Ordinary	(1,876)	(1,876)
12-Oct-2022	STATE STREET GLOBAL ADVISORS, INC.	Sale	39.99	Ordinary	(11,334)	(11,334)
13-Oct-2022	STATE STREET GLOBAL ADVISORS, INC.	Purchase	39.23	Ordinary	9,582	9,582
13-Oct-2022	STATE STREET GLOBAL ADVISORS, INC.	Sale	39.24	Ordinary	(233)	(233)
13-Oct-2022	STATE STREET GLOBAL ADVISORS, INC.	Sale	39.30	Ordinary	(153)	(153)
13-Oct-2022	STATE STREET GLOBAL ADVISORS, INC.	In specie application	n/a	Ordinary	73,511	73,511
14-Oct-2022	STATE STREET GLOBAL ADVISORS, INC.	Purchase	40.94	Ordinary	53,542	53,542
14-Oct-2022	STATE STREET GLOBAL ADVISORS, INC.	Sale	39.83	Ordinary	(23,871)	(23,871)
14-Oct-2022	STATE STREET GLOBAL ADVISORS, INC.	Sale	40.02	Ordinary	(1,456)	(1,456)
17-Oct-2022	STATE STREET GLOBAL ADVISORS, INC.	Purchase	39.09	Ordinary	4,100	4,100
17-Oct-2022	STATE STREET GLOBAL ADVISORS, INC.	Sale	39.01	Ordinary	(1,754)	(1,754)
17-Oct-2022	STATE STREET GLOBAL ADVISORS, INC.	Sale	39.06	Ordinary	(25,304)	(25,304)
18-Oct-2022	STATE STREET GLOBAL ADVISORS, INC.	Purchase	39.63	Ordinary	16,160	16,160
18-Oct-2022	STATE STREET GLOBAL ADVISORS, INC.	Sale	39.63	Ordinary	(604)	(604)
18-Oct-2022	STATE STREET GLOBAL ADVISORS, INC.	In specie application	n/a	Ordinary	8,726	8,726
19-Oct-2022	STATE STREET GLOBAL ADVISORS, INC.	Purchase	39.35	Ordinary	554	554
19-Oct-2022	STATE STREET GLOBAL ADVISORS, INC.	In specie application	n/a	Ordinary	5,880	5,880
20-Oct-2022	STATE STREET GLOBAL ADVISORS, INC.	Purchase	38.33	Ordinary	5,866	5,866
20-Oct-2022	STATE STREET GLOBAL ADVISORS, INC.	Purchase	38.50	Ordinary	5,336	5,336
20-Oct-2022	STATE STREET GLOBAL ADVISORS, INC.	Purchase	38.60	Ordinary	585	585
20-Oct-2022	STATE STREET GLOBAL ADVISORS, INC.	Sale	38.60	Ordinary	(865)	(865)
20-Oct-2022	STATE STREET GLOBAL ADVISORS, INC.	In specie application	n/a	Ordinary	113,910	113,910
20-Oct-2022	STATE STREET GLOBAL ADVISORS, INC.	In specie application	n/a	Ordinary	212,673	212,673
21-Oct-2022	STATE STREET GLOBAL ADVISORS, INC.	Purchase	38.07	Ordinary	173,629	173,629
21-Oct-2022	STATE STREET GLOBAL ADVISORS, INC.	Sale	38.24	Ordinary	(1,609)	(1,609)
21-Oct-2022	STATE STREET GLOBAL ADVISORS, INC.	Sale	38.41	Ordinary	(1,285)	(1,285)
21-Oct-2022	STATE STREET GLOBAL ADVISORS, INC.	In specie application	n/a	Ordinary	24,984	24,984
25-Oct-2022	STATE STREET GLOBAL ADVISORS, INC.	Purchase	38.50	Ordinary	28,746	28,746
25-Oct-2022	STATE STREET GLOBAL ADVISORS, INC.	Sale	38.50	Ordinary	(28,746)	(28,746)
25-Oct-2022	STATE STREET GLOBAL ADVISORS, INC.	Sale	38.50	Ordinary	(81,006)	(81,006)
25-Oct-2022	STATE STREET GLOBAL ADVISORS, INC.	Sale	38.50	Ordinary	(8,575)	(8,575)
25-Oct-2022	STATE STREET GLOBAL ADVISORS, INC.	Sale	38.99	Ordinary	(9,378)	(9,378)
26-Oct-2022	STATE STREET GLOBAL ADVISORS, INC.	Purchase	38.75	Ordinary	10,559	10,559
26-Oct-2022	STATE STREET GLOBAL ADVISORS, INC.	Sale	38.53	Ordinary	(144,597)	(144,597)
26-Oct-2022	STATE STREET GLOBAL ADVISORS, INC.	Sale	38.54	Ordinary	(528)	(528)
26-Oct-2022	STATE STREET GLOBAL ADVISORS, INC.	Sale	38.54	Ordinary	(1,402)	(1,402)
26-Oct-2022	STATE STREET GLOBAL ADVISORS, INC.	In specie application	n/a	Ordinary	34,700	34,700
27-Oct-2022	STATE STREET GLOBAL ADVISORS, INC.	Sale	39.65	Ordinary	(63)	(63)
27-Oct-2022	STATE STREET GLOBAL ADVISORS, INC.	In specie application	n/a	Ordinary	327	327
28-Oct-2022	STATE STREET GLOBAL ADVISORS, INC.	Purchase	37.48	Ordinary	58,561	58,561
31-Oct-2022	STATE STREET GLOBAL ADVISORS, INC.	Purchase	37.08	Ordinary	6,058	6,058
31-Oct-2022	STATE STREET GLOBAL ADVISORS, INC.	Purchase	37.36	Ordinary	14,440	14,440
31-Oct-2022	STATE STREET GLOBAL ADVISORS, INC.	Purchase	37.36	Ordinary	75,840	75,840
31-Oct-2022	STATE STREET GLOBAL ADVISORS, INC.	Sale	37.36	Ordinary	(70,299)	(70,299)
02-Nov-2022	STATE STREET GLOBAL ADVISORS, INC.	Purchase	39.24	Ordinary	32,929	32,929
02-Nov-2022	STATE STREET GLOBAL ADVISORS, INC.	Purchase	39.24	Ordinary	5,459	5,459
02-Nov-2022	STATE STREET GLOBAL ADVISORS, INC.	Sale	39.24	Ordinary	(2,329)	(2,329)
02-Nov-2022	STATE STREET GLOBAL ADVISORS, INC.	Sale	39.24	Ordinary	(5,459)	(5,459)
03-Nov-2022	STATE STREET GLOBAL ADVISORS, INC.	Purchase	37.99	Ordinary	7,813	7,813
03-Nov-2022	STATE STREET GLOBAL ADVISORS, INC.	Sale	38.24	Ordinary	(48,031)	(48,031)
04-Nov-2022	STATE STREET GLOBAL ADVISORS, INC.	Purchase	38.56	Ordinary	405	405
04-Nov-2022	STATE STREET GLOBAL ADVISORS, INC.	Purchase	38.56	Ordinary	6,997	6,997
04-Nov-2022	STATE STREET GLOBAL ADVISORS, INC.	Purchase	38.56	Ordinary	4,542	4,542
04-Nov-2022	STATE STREET GLOBAL ADVISORS, INC.	In specie application	n/a	Ordinary	179,973	179,973
07-Nov-2022	STATE STREET GLOBAL ADVISORS, INC.	Purchase	40.14	Ordinary	11,674	11,674
07-Nov-2022	STATE STREET GLOBAL ADVISORS, INC.	Sale	40.44	Ordinary	(11,181)	(11,181)
07-Nov-2022	STATE STREET GLOBAL ADVISORS, INC.	Sale	40.48	Ordinary	(37,056)	(37,056)
08-Nov-2022	STATE STREET GLOBAL ADVISORS, INC.	Purchase	40.70	Ordinary	4,569	4,569
08-Nov-2022	STATE STREET GLOBAL ADVISORS, INC.	Sale	40.70	Ordinary	(11,791)	(11,791)
08-Nov-2022	STATE STREET GLOBAL ADVISORS, INC.	In specie redemption	n/a	Ordinary	(90,656)	(90,656)
09-Nov-2022	STATE STREET GLOBAL ADVISORS, INC.	Sale	40.90	Ordinary	(163)	(163)
09-Nov-2022	STATE STREET GLOBAL ADVISORS, INC.	Sale	41.18	Ordinary	(11,596)	(11,596)
09-Nov-2022	STATE STREET GLOBAL ADVISORS, INC.	Sale	41.18	Ordinary	(5,835)	(5,835)
09-Nov-2022	STATE STREET GLOBAL ADVISORS, INC.	Sale	41.19	Ordinary	(7,186)	(7,186)
09-Nov-2022	STATE STREET GLOBAL ADVISORS, INC.	In specie application	n/a	Ordinary	6,940	6,940
10-Nov-2022	STATE STREET GLOBAL ADVISORS, INC.	Purchase	40.56	Ordinary	3,559	3,559
10-Nov-2022	STATE STREET GLOBAL ADVISORS, INC.	Purchase	40.56	Ordinary	7,628	7,628

10-Nov-2022	STATE STREET GLOBAL ADVISORS, INC.	Sale	22.75	Ordinary	(4,873)	(4,873)
10-Nov-2022	STATE STREET GLOBAL ADVISORS, INC.	Sale	40.54	Ordinary	(5,649)	(5,649)
10-Nov-2022	STATE STREET GLOBAL ADVISORS, INC.	Sale	40.56	Ordinary	(1,078)	(1,078)
10-Nov-2022	STATE STREET GLOBAL ADVISORS, INC.	Sale	40.56	Ordinary	(7,628)	(7,628)
11-Nov-2022	STATE STREET GLOBAL ADVISORS, INC.	Sale	41.50	Ordinary	(4,141)	(4,141)
11-Nov-2022	STATE STREET GLOBAL ADVISORS, INC.	Sale	42.09	Ordinary	(1,234)	(1,234)
14-Nov-2022	STATE STREET GLOBAL ADVISORS, INC.	In specie application	n/a	Ordinary	3,172	3,172
15-Nov-2022	STATE STREET GLOBAL ADVISORS, INC.	Purchase	43.25	Ordinary	6,134	6,134
15-Nov-2022	STATE STREET GLOBAL ADVISORS, INC.	Purchase	43.90	Ordinary	15,862	15,862
15-Nov-2022	STATE STREET GLOBAL ADVISORS, INC.	Purchase	43.62	Ordinary	(1,913)	(1,913)
15-Nov-2022	STATE STREET GLOBAL ADVISORS, INC.	Sale	43.94	Ordinary	(9,394)	(9,394)
15-Nov-2022	STATE STREET GLOBAL ADVISORS, INC.	In specie application	n/a	Ordinary	9,516	9,516
16-Nov-2022	STATE STREET GLOBAL ADVISORS, INC.	Purchase	44.05	Ordinary	2,854	2,854
16-Nov-2022	STATE STREET GLOBAL ADVISORS, INC.	Purchase	44.35	Ordinary	1,748	1,748
16-Nov-2022	STATE STREET GLOBAL ADVISORS, INC.	Sale	44.05	Ordinary	(8,463)	(8,463)
16-Nov-2022	STATE STREET GLOBAL ADVISORS, INC.	Sale	44.45	Ordinary	(424)	(424)
16-Nov-2022	STATE STREET GLOBAL ADVISORS, INC.	Purchase	44.45	Ordinary	(47,585)	(47,585)
17-Nov-2022	STATE STREET GLOBAL ADVISORS, INC.	Purchase	43.61	Ordinary	4,724	4,724
17-Nov-2022	STATE STREET GLOBAL ADVISORS, INC.	Sale	43.80	Ordinary	(342)	(342)
17-Nov-2022	STATE STREET GLOBAL ADVISORS, INC.	In specie application	n/a	Ordinary	3,174	3,174
18-Nov-2022	STATE STREET GLOBAL ADVISORS, INC.	Purchase	43.94	Ordinary	18,960	18,960
18-Nov-2022	STATE STREET GLOBAL ADVISORS, INC.	Purchase	43.94	Ordinary	997	997
18-Nov-2022	STATE STREET GLOBAL ADVISORS, INC.	Purchase	43.94	Ordinary	4,209	4,209
18-Nov-2022	STATE STREET GLOBAL ADVISORS, INC.	Sale	43.75	Ordinary	(13,408)	(13,408)
18-Nov-2022	STATE STREET GLOBAL ADVISORS, INC.	Sale	43.94	Ordinary	(18,960)	(18,960)
18-Nov-2022	STATE STREET GLOBAL ADVISORS, INC.	Sale	43.94	Ordinary	(997)	(997)
21-Nov-2022	STATE STREET GLOBAL ADVISORS, INC.	In specie application	n/a	Ordinary	12,712	12,712
22-Nov-2022	STATE STREET GLOBAL ADVISORS, INC.	Purchase	43.47	Ordinary	2,578	2,578
22-Nov-2022	STATE STREET GLOBAL ADVISORS, INC.	Sale	24.90	Ordinary	(246)	(246)
22-Nov-2022	STATE STREET GLOBAL ADVISORS, INC.	Sale	43.40	Ordinary	(15,563)	(15,563)
22-Nov-2022	STATE STREET GLOBAL ADVISORS, INC.	Sale	43.49	Ordinary	(5,404)	(5,404)
23-Nov-2022	STATE STREET GLOBAL ADVISORS, INC.	In specie application	n/a	Ordinary	324	324
25-Nov-2022	STATE STREET GLOBAL ADVISORS, INC.	Sale	44.20	Ordinary	(1,531)	(1,531)
28-Nov-2022	STATE STREET GLOBAL ADVISORS, INC.	Purchase	43.72	Ordinary	333	333
28-Nov-2022	STATE STREET GLOBAL ADVISORS, INC.	Purchase	43.99	Ordinary	253,968	253,968
28-Nov-2022	STATE STREET GLOBAL ADVISORS, INC.	Sale	43.89	Ordinary	(15,612)	(15,612)
29-Nov-2022	STATE STREET GLOBAL ADVISORS, INC.	Purchase	44.82	Ordinary	45,083	45,083
29-Nov-2022	STATE STREET GLOBAL ADVISORS, INC.	Sale	43.99	Ordinary	(26,991)	(26,991)
29-Nov-2022	STATE STREET GLOBAL ADVISORS, INC.	Sale	44.82	Ordinary	(45,083)	(45,083)
30-Nov-2022	STATE STREET GLOBAL ADVISORS, INC.	Purchase	45.52	Ordinary	119,744	119,744
30-Nov-2022	STATE STREET GLOBAL ADVISORS, INC.	Purchase	45.57	Ordinary	277	277
30-Nov-2022	STATE STREET GLOBAL ADVISORS, INC.	Sale	45.13	Ordinary	(929)	(929)
30-Nov-2022	STATE STREET GLOBAL ADVISORS, INC.	Sale	45.52	Ordinary	(185,397)	(185,397)
30-Nov-2022	STATE STREET GLOBAL ADVISORS, INC.	In specie application	n/a	Ordinary	121,356	121,356
01-Dec-2022	STATE STREET GLOBAL ADVISORS, INC.	Purchase	46.20	Ordinary	6,386	6,386
02-Dec-2022	STATE STREET GLOBAL ADVISORS, INC.	Purchase	45.76	Ordinary	240	240
02-Dec-2022	STATE STREET GLOBAL ADVISORS, INC.	Purchase	45.83	Ordinary	827	827
02-Dec-2022	STATE STREET GLOBAL ADVISORS, INC.	Purchase	45.91	Ordinary	522	522
02-Dec-2022	STATE STREET GLOBAL ADVISORS, INC.	Purchase	45.92	Ordinary	72,840	72,840
02-Dec-2022	STATE STREET GLOBAL ADVISORS, INC.	Sale	45.76	Ordinary	(10,612)	(10,612)
02-Dec-2022	STATE STREET GLOBAL ADVISORS, INC.	Sale	45.83	Ordinary	(35,697)	(35,697)
02-Dec-2022	STATE STREET GLOBAL ADVISORS, INC.	Sale	45.91	Ordinary	(1,417)	(1,417)
05-Dec-2022	STATE STREET GLOBAL ADVISORS, INC.	Purchase	46.50	Ordinary	5,582	5,582
05-Dec-2022	STATE STREET GLOBAL ADVISORS, INC.	Purchase	45.91	Ordinary	25,709	25,709
05-Dec-2022	STATE STREET GLOBAL ADVISORS, INC.	Sale	46.50	Ordinary	(14,116)	(14,116)
05-Dec-2022	STATE STREET GLOBAL ADVISORS, INC.	Sale	46.81	Ordinary	(14,330)	(14,330)
06-Dec-2022	STATE STREET GLOBAL ADVISORS, INC.	Purchase	46.56	Ordinary	2,000	2,000
06-Dec-2022	STATE STREET GLOBAL ADVISORS, INC.	Purchase	46.56	Ordinary	2,289	2,289
06-Dec-2022	STATE STREET GLOBAL ADVISORS, INC.	Sale	46.56	Ordinary	(2,000)	(2,000)
06-Dec-2022	STATE STREET GLOBAL ADVISORS, INC.	In specie application	n/a	Ordinary	6,552	6,552
07-Dec-2022	STATE STREET GLOBAL ADVISORS, INC.	Sale	46.60	Ordinary	(19,877)	(19,877)
07-Dec-2022	STATE STREET GLOBAL ADVISORS, INC.	Sale	46.74	Ordinary	(5,083)	(5,083)
07-Dec-2022	STATE STREET GLOBAL ADVISORS, INC.	Sale	46.75	Ordinary	(29,301)	(29,301)
07-Dec-2022	STATE STREET GLOBAL ADVISORS, INC.	In specie application	n/a	Ordinary	10,395	10,395
08-Dec-2022	STATE STREET GLOBAL ADVISORS, INC.	Purchase	46.23	Ordinary	16,202	16,202
08-Dec-2022	STATE STREET GLOBAL ADVISORS, INC.	Purchase	46.39	Ordinary	74,721	74,721
08-Dec-2022	STATE STREET GLOBAL ADVISORS, INC.	Purchase	46.35	Ordinary	2,196	2,196
08-Dec-2022	STATE STREET GLOBAL ADVISORS, INC.	Purchase	46.42	Ordinary	5,392	5,392
08-Dec-2022	STATE STREET GLOBAL ADVISORS, INC.	Purchase	46.42	Ordinary	87,328	87,328
08-Dec-2022	STATE STREET GLOBAL ADVISORS, INC.	Sale	46.23	Ordinary	(74,721)	(74,721)
08-Dec-2022	STATE STREET GLOBAL ADVISORS, INC.	Sale	46.24	Ordinary	(2,187)	(2,187)
08-Dec-2022	STATE STREET GLOBAL ADVISORS, INC.	Sale	46.24	Ordinary	(1,462)	(1,462)
08-Dec-2022	STATE STREET GLOBAL ADVISORS, INC.	Sale	46.35	Ordinary	(10,070)	(10,070)
08-Dec-2022	STATE STREET GLOBAL ADVISORS, INC.	In specie application	n/a	Ordinary	14,078	14,078
09-Dec-2022	STATE STREET GLOBAL ADVISORS, INC.	Purchase	47.28	Ordinary	6,326	6,326
09-Dec-2022	STATE STREET GLOBAL ADVISORS, INC.	Purchase	47.48	Ordinary	9,835	9,835
09-Dec-2022	STATE STREET GLOBAL ADVISORS, INC.	Sale	46.83	Ordinary	(9,326)	(9,326)
09-Dec-2022	STATE STREET GLOBAL ADVISORS, INC.	Sale	47.48	Ordinary	(42,451)	(42,451)
09-Dec-2022	STATE STREET GLOBAL ADVISORS, INC.	In specie application	n/a	Ordinary	4,212,187	4,212,187
09-Dec-2022	STATE STREET GLOBAL ADVISORS, INC.	In specie redemption	n/a	Ordinary	(248,584)	(248,584)
12-Dec-2022	STATE STREET GLOBAL ADVISORS, INC.	Purchase	46.79	Ordinary	4,685	4,685
12-Dec-2022	STATE STREET GLOBAL ADVISORS, INC.	Purchase	46.79	Ordinary	14,968	14,968
12-Dec-2022	STATE STREET GLOBAL ADVISORS, INC.	Purchase	46.98	Ordinary	8,118	8,118
12-Dec-2022	STATE STREET GLOBAL ADVISORS, INC.	Sale	46.79	Ordinary	(22,538)	(22,538)
12-Dec-2022	STATE STREET GLOBAL ADVISORS, INC.	Sale	46.79	Ordinary	(14,968)	(14,968)
12-Dec-2022	STATE STREET GLOBAL ADVISORS, INC.	Sale	46.79	Ordinary	(6,646)	(6,646)
12-Dec-2022	STATE STREET GLOBAL ADVISORS, INC.	Sale	46.98	Ordinary	(9,657)	(9,657)
12-Dec-2022	STATE STREET GLOBAL ADVISORS, INC.	In specie application	n/a	Ordinary	3,278	3,278
13-Dec-2022	STATE STREET GLOBAL ADVISORS, INC.	Purchase	46.08	Ordinary	49,796	49,796
13-Dec-2022	STATE STREET GLOBAL ADVISORS, INC.	Purchase	46.99	Ordinary	1,522	1,522
13-Dec-2022	STATE STREET GLOBAL ADVISORS, INC.	Sale	46.99	Ordinary	(8,698)	(8,698)
13-Dec-2022	STATE STREET GLOBAL ADVISORS, INC.	In specie application	n/a	Ordinary	109	109
14-Dec-2022	STATE STREET GLOBAL ADVISORS, INC.	Purchase	46.16	Ordinary	20,498	20,498
14-Dec-2022	STATE STREET GLOBAL ADVISORS, INC.	Purchase	46.18	Ordinary	2,477	2,477
14-Dec-2022	STATE STREET GLOBAL ADVISORS, INC.	Purchase	46.31	Ordinary	797	797
14-Dec-2022	STATE STREET GLOBAL ADVISORS, INC.	Purchase	46.31	Ordinary	24,833	24,833
14-Dec-2022	STATE STREET GLOBAL ADVISORS, INC.	Sale	46.31	Ordinary	(17,080)	(17,080)
14-Dec-2022	STATE STREET GLOBAL ADVISORS, INC.	Sale	46.31	Ordinary	(24,167)	(24,167)
14-Dec-2022	STATE STREET GLOBAL ADVISORS, INC.	Sale	46.31	Ordinary	(24,833)	(24,833)
14-Dec-2022	STATE STREET GLOBAL ADVISORS, INC.	In specie application	n/a	Ordinary	12,680	12,680
15-Dec-2022	STATE STREET GLOBAL ADVISORS, INC.	Sale	45.83	Ordinary	(767)	(767)
15-Dec-2022	STATE STREET GLOBAL ADVISORS, INC.	Sale	45.94	Ordinary	(10,134)	(10,134)
15-Dec-2022	STATE STREET GLOBAL ADVISORS, INC.	In specie application	n/a	Ordinary	7,608	7,608
16-Dec-2022	STATE STREET GLOBAL ADVISORS, INC.	Purchase	45.67	Ordinary	25,148	25,148
16-Dec-2022	STATE STREET GLOBAL ADVISORS, INC.	Purchase	45.67	Ordinary	8,093	8,093
16-Dec-2022	STATE STREET GLOBAL ADVISORS, INC.	Purchase	45.67	Ordinary	1	1
16-Dec-2022	STATE STREET GLOBAL ADVISORS, INC.	Purchase	45.75	Ordinary	2,256	2,256
16-Dec-2022	STATE STREET GLOBAL ADVISORS, INC.	Sale	45.67	Ordinary	(2,766)	(2,766)
16-Dec-2022	STATE STREET GLOBAL ADVISORS, INC.	Sale	45.67	Ordinary	(586,469)	(586,469)
16-Dec-2022	STATE STREET GLOBAL ADVISORS, INC.	Sale	45.67	Ordinary	(15,116)	(15,116)
16-Dec-2022	STATE STREET GLOBAL ADVISORS, INC.	Sale	45.67	Ordinary	(362,421)	(362,421)
16-Dec-2022	STATE STREET GLOBAL ADVISORS, INC.	Sale	45.75	Ordinary	(34,321)	(34,321)
16-Dec-2022	STATE STREET GLOBAL ADVISORS, INC.	In specie application	n/a	Ordinary	9,916	9,916
19-Dec-2022	STATE STREET GLOBAL ADVISORS, INC.	Purchase	45.99	Ordinary	5,104	5,104
19-Dec-2022	STATE STREET GLOBAL ADVISORS, INC.	Sale	45.51	Ordinary	(175)	(175)
19-Dec-2022	STATE STREET GLOBAL ADVISORS, INC.	Sale	45.99	Ordinary	(6,329)	(6,329)
19-Dec-2022	STATE STREET GLOBAL ADVISORS, INC.	In specie redemption	n/a	Ordinary	(165,706)	(165,706)
20-Dec-2022	STATE STREET GLOBAL ADVISORS, INC.	Purchase	45.26	Ordinary	4,706	4,706
20-Dec-2022	STATE STREET GLOBAL ADVISORS, INC.	Purchase	45.26	Ordinary	2,664	2,664
20-Dec-2022	STATE STREET GLOBAL ADVISORS, INC.	Purchase	45.45	Ordinary	43,428	43,428
20-Dec-2022	STATE STREET GLOBAL ADVISORS, INC.	Sale	45.26	Ordinary	(4,706)	(4,706)
20-Dec-2022	STATE STREET GLOBAL ADVISORS, INC.	Sale	45.26	Ordinary	(58,439)	(58,439)
20-Dec-2022	STATE STREET GLOBAL ADVISORS, INC.	Sale	45.48	Ordinary	(589)	(589)
20-Dec-2022	STATE STREET GLOBAL ADVISORS, INC.	Sale	45.63	Ordinary	(13,157)	(13,157)
20-Dec-2022	STATE STREET GLOBAL ADVISORS, INC.	In specie redemption	n/a	Ordinary	(1,686)	(1,686)
20-Dec-2022	STATE STREET GLOBAL ADVISORS, INC.	In specie redemption	n/a	Ordinary	(31,406)	(31,406)
21-Dec-2022	STATE STREET GLOBAL ADVISORS, INC.	Purchase	46.02	Ordinary	23,999	23,999
21-Dec-2022	STATE STREET GLOBAL ADVISORS, INC.	Sale	46.02	Ordinary	(18,300)	(18,300)
21-Dec-2022	STATE STREET GLOBAL ADVISORS, INC.	Sale	46.33	Ordinary	(154)	(154)
21-Dec-2022	STATE STREET GLOBAL ADVISORS, INC.	In specie application	n/a	Ordinary	135,946	135,946
22-Dec-2022	STATE STREET GLOBAL ADVISORS, INC.	Purchase	46.25	Ordinary	61,375	61,375
22-Dec-2022	STATE STREET GLOBAL ADVISORS, INC.	Sale	46.25	Ordinary	(124,548)	(124,548)
22-Dec-2022	STATE STREET GLOBAL ADVISORS, INC.	Sale	46.53	Ordinary	(25,053)	(25,053)
22-Dec-2022	STATE STREET GLOBAL ADVISORS, INC.	Sale	46.53	Ordinary	(3,836)	(3,836)
23-Dec-2022	STATE STREET GLOBAL ADVISORS, INC.	Sale	46.16	Ordinary	(11,999)	(11,999)
27-Dec-2022	STATE STREET GLOBAL ADVISORS, INC.	In specie application	n/a	Ordinary	24,790	24,790
27-Dec-2022	STATE STREET GLOBAL ADVISORS, INC.	In specie redemption	n/a	Ordinary	(3,242)	(3,242)
28-Dec-2022	STATE STREET GLOBAL ADVISORS, INC.	Purchase	46.43	Ordinary	12,533	12,533
28-Dec-2022	STATE STREET GLOBAL ADVISORS, INC.	Purchase	46.43	Ordinary	1,435	1,435
28-Dec-2022	STATE STREET GLOBAL ADVISORS, INC.	Purchase	46.53	Ordinary	34,778	34,778
28-Dec-2022	STATE STREET GLOBAL ADVISORS, INC.	Purchase	46.53	Ordinary	1,769	1,769
28-Dec-2022	STATE STREET GLOBAL ADVISORS, INC.	Purchase	46.54	Ordinary	125	125
28-Dec-2022	STATE STREET GLOBAL ADVISORS, INC.	Purchase	46.54	Ordinary	353	353
28-Dec-2022	STATE STREET GLOBAL ADVISORS, INC.	Sale	46.43	Ordinary	(7,658)	(7,658)
28-Dec-2022	STATE STREET GLOBAL ADVISORS, INC.	Sale	46.53	Ordinary	(34,778)	(34,778)

28-Dec-2022	STATE STREET GLOBAL ADVISORS, INC.	Sale	46.53	Ordinary	(1,769)	(1,769)
28-Dec-2022	STATE STREET GLOBAL ADVISORS, INC.	Sale	46.54	Ordinary	(9,044)	(9,044)
28-Dec-2022	STATE STREET GLOBAL ADVISORS, INC.	Sale	46.54	Ordinary	(64,080)	(64,080)
28-Dec-2022	STATE STREET GLOBAL ADVISORS, INC.	Sale	46.55	Ordinary	(6,341)	(6,341)
28-Dec-2022	STATE STREET GLOBAL ADVISORS, INC.	Sale	46.55	Ordinary	(140,245)	(140,245)
28-Dec-2022	STATE STREET GLOBAL ADVISORS, INC.	Sale	46.55	Ordinary	(6,054)	(6,054)
28-Dec-2022	STATE STREET GLOBAL ADVISORS, INC.	In specie application	n/a	Ordinary	37,185	37,185
29-Dec-2022	STATE STREET GLOBAL ADVISORS, INC.	Purchase	45.79	Ordinary	6,341	6,341
29-Dec-2022	STATE STREET GLOBAL ADVISORS, INC.	Sale	45.79	Ordinary	(169,340)	(169,340)
29-Dec-2022	STATE STREET GLOBAL ADVISORS, INC.	Sale	45.79	Ordinary	(6,341)	(6,341)
29-Dec-2022	STATE STREET GLOBAL ADVISORS, INC.	Sale	45.83	Ordinary	(2,503)	(2,503)
29-Dec-2022	STATE STREET GLOBAL ADVISORS, INC.	Sale	45.93	Ordinary	(42,001)	(42,001)
29-Dec-2022	STATE STREET GLOBAL ADVISORS, INC.	Sale	45.97	Ordinary	(194)	(194)
30-Dec-2022	STATE STREET GLOBAL ADVISORS, INC.	Purchase	45.63	Ordinary	996	996
30-Dec-2022	STATE STREET GLOBAL ADVISORS, INC.	Purchase	45.63	Ordinary	23,522	23,522
30-Dec-2022	STATE STREET GLOBAL ADVISORS, INC.	Purchase	45.64	Ordinary	1,376	1,376
30-Dec-2022	STATE STREET GLOBAL ADVISORS, INC.	Purchase	45.64	Ordinary	23,512	23,512
30-Dec-2022	STATE STREET GLOBAL ADVISORS, INC.	Sale	45.68	Ordinary	(287,025)	(287,025)
30-Dec-2022	STATE STREET GLOBAL ADVISORS, INC.	Sale	45.68	Ordinary	(9,029)	(9,029)
30-Dec-2022	STATE STREET GLOBAL ADVISORS, INC.	Sale	45.68	Ordinary	(2,785)	(2,785)
30-Dec-2022	STATE STREET GLOBAL ADVISORS, INC.	Sale	45.68	Ordinary	(778)	(778)
30-Dec-2022	STATE STREET GLOBAL ADVISORS, INC.	Sale	45.70	Ordinary	(5,777)	(5,777)
03-Jan-2023	STATE STREET GLOBAL ADVISORS, INC.	Sale	45.31	Ordinary	(5,493)	(5,493)
03-Jan-2023	STATE STREET GLOBAL ADVISORS, INC.	Sale	45.33	Ordinary	(4,969)	(4,969)
04-Jan-2023	STATE STREET GLOBAL ADVISORS, INC.	Purchase	45.30	Ordinary	303	303
04-Jan-2023	STATE STREET GLOBAL ADVISORS, INC.	In specie application	n/a	Ordinary	27,509	27,509
05-Jan-2023	STATE STREET GLOBAL ADVISORS, INC.	Purchase	46.01	Ordinary	6,096	6,096
05-Jan-2023	STATE STREET GLOBAL ADVISORS, INC.	Purchase	46.05	Ordinary	7,224	7,224
05-Jan-2023	STATE STREET GLOBAL ADVISORS, INC.	Purchase	46.06	Ordinary	63,791	63,791
05-Jan-2023	STATE STREET GLOBAL ADVISORS, INC.	Sale	45.98	Ordinary	(939)	(939)
05-Jan-2023	STATE STREET GLOBAL ADVISORS, INC.	Sale	46.04	Ordinary	(180,847)	(180,847)
05-Jan-2023	STATE STREET GLOBAL ADVISORS, INC.	In specie redemption	n/a	Ordinary	(16,210)	(16,210)
06-Jan-2023	STATE STREET GLOBAL ADVISORS, INC.	Purchase	47.11	Ordinary	1,499	1,499
06-Jan-2023	STATE STREET GLOBAL ADVISORS, INC.	Purchase	47.51	Ordinary	41,342	41,342
06-Jan-2023	STATE STREET GLOBAL ADVISORS, INC.	In specie application	n/a	Ordinary	65,520	65,520
09-Jan-2023	STATE STREET GLOBAL ADVISORS, INC.	Purchase	48.00	Ordinary	316	316
09-Jan-2023	STATE STREET GLOBAL ADVISORS, INC.	Purchase	48.04	Ordinary	29,031	29,031
09-Jan-2023	STATE STREET GLOBAL ADVISORS, INC.	Sale	48.00	Ordinary	(10,637)	(10,637)
09-Jan-2023	STATE STREET GLOBAL ADVISORS, INC.	In specie application	n/a	Ordinary	13,860	13,860
10-Jan-2023	STATE STREET GLOBAL ADVISORS, INC.	Purchase	47.58	Ordinary	320	320
10-Jan-2023	STATE STREET GLOBAL ADVISORS, INC.	Purchase	47.80	Ordinary	10,835	10,835
10-Jan-2023	STATE STREET GLOBAL ADVISORS, INC.	In specie application	n/a	Ordinary	12,405	12,405
11-Jan-2023	STATE STREET GLOBAL ADVISORS, INC.	Purchase	48.51	Ordinary	7,630	7,630
11-Jan-2023	STATE STREET GLOBAL ADVISORS, INC.	Purchase	48.69	Ordinary	2,787	2,787
11-Jan-2023	STATE STREET GLOBAL ADVISORS, INC.	Purchase	48.69	Ordinary	5,392	5,392
11-Jan-2023	STATE STREET GLOBAL ADVISORS, INC.	Sale	27.55	Ordinary	(91)	(91)
12-Jan-2023	STATE STREET GLOBAL ADVISORS, INC.	Purchase	49.38	Ordinary	4,066	4,066
12-Jan-2023	STATE STREET GLOBAL ADVISORS, INC.	Sale	49.38	Ordinary	(485)	(485)
13-Jan-2023	STATE STREET GLOBAL ADVISORS, INC.	Purchase	49.25	Ordinary	244	244
13-Jan-2023	STATE STREET GLOBAL ADVISORS, INC.	Purchase	49.64	Ordinary	2,662	2,662
13-Jan-2023	STATE STREET GLOBAL ADVISORS, INC.	Sale	49.25	Ordinary	(987)	(987)
13-Jan-2023	STATE STREET GLOBAL ADVISORS, INC.	Sale	49.64	Ordinary	(14,351)	(14,351)
17-Jan-2023	STATE STREET GLOBAL ADVISORS, INC.	Purchase	49.14	Ordinary	68,174	68,174
17-Jan-2023	STATE STREET GLOBAL ADVISORS, INC.	Purchase	49.38	Ordinary	13,024	13,024
17-Jan-2023	STATE STREET GLOBAL ADVISORS, INC.	Sale	49.14	Ordinary	(74,646)	(74,646)
17-Jan-2023	STATE STREET GLOBAL ADVISORS, INC.	Sale	49.14	Ordinary	(68,174)	(68,174)
17-Jan-2023	STATE STREET GLOBAL ADVISORS, INC.	Sale	49.14	Ordinary	(13,024)	(13,024)
18-Jan-2023	STATE STREET GLOBAL ADVISORS, INC.	Purchase	49.08	Ordinary	32,457	32,457
18-Jan-2023	STATE STREET GLOBAL ADVISORS, INC.	Purchase	49.08	Ordinary	3,351	3,351
18-Jan-2023	STATE STREET GLOBAL ADVISORS, INC.	Sale	49.08	Ordinary	(4,411)	(4,411)
18-Jan-2023	STATE STREET GLOBAL ADVISORS, INC.	Sale	49.08	Ordinary	(32,457)	(32,457)
18-Jan-2023	STATE STREET GLOBAL ADVISORS, INC.	In specie application	n/a	Ordinary	29,772	29,772
19-Jan-2023	STATE STREET GLOBAL ADVISORS, INC.	Purchase	48.98	Ordinary	4,821	4,821
19-Jan-2023	STATE STREET GLOBAL ADVISORS, INC.	Purchase	49.68	Ordinary	252	252
19-Jan-2023	STATE STREET GLOBAL ADVISORS, INC.	Sale	48.98	Ordinary	(1,095)	(1,095)
19-Jan-2023	STATE STREET GLOBAL ADVISORS, INC.	In specie application	n/a	Ordinary	327	327
20-Jan-2023	STATE STREET GLOBAL ADVISORS, INC.	Purchase	49.70	Ordinary	295	295
20-Jan-2023	STATE STREET GLOBAL ADVISORS, INC.	Purchase	49.95	Ordinary	15,026	15,026
20-Jan-2023	STATE STREET GLOBAL ADVISORS, INC.	Purchase	49.95	Ordinary	57,721	57,721
20-Jan-2023	STATE STREET GLOBAL ADVISORS, INC.	Sale	28.01	Ordinary	(14,007)	(14,007)
20-Jan-2023	STATE STREET GLOBAL ADVISORS, INC.	Sale	28.01	Ordinary	(114,164)	(114,164)
20-Jan-2023	STATE STREET GLOBAL ADVISORS, INC.	Sale	49.70	Ordinary	(6,785)	(6,785)
20-Jan-2023	STATE STREET GLOBAL ADVISORS, INC.	Sale	49.95	Ordinary	(1,564)	(1,564)
20-Jan-2023	STATE STREET GLOBAL ADVISORS, INC.	Sale	49.95	Ordinary	(57,721)	(57,721)
20-Jan-2023	STATE STREET GLOBAL ADVISORS, INC.	In specie application	n/a	Ordinary	23,514	23,514
23-Jan-2023	STATE STREET GLOBAL ADVISORS, INC.	Purchase	49.65	Ordinary	113,774	113,774
23-Jan-2023	STATE STREET GLOBAL ADVISORS, INC.	Sale	49.40	Ordinary	(1,566)	(1,566)
23-Jan-2023	STATE STREET GLOBAL ADVISORS, INC.	In specie application	n/a	Ordinary	90,194	90,194
24-Jan-2023	STATE STREET GLOBAL ADVISORS, INC.	Purchase	49.71	Ordinary	21,710	21,710
24-Jan-2023	STATE STREET GLOBAL ADVISORS, INC.	Purchase	49.71	Ordinary	4,304	4,304
24-Jan-2023	STATE STREET GLOBAL ADVISORS, INC.	Sale	49.70	Ordinary	(591)	(591)
24-Jan-2023	STATE STREET GLOBAL ADVISORS, INC.	Sale	49.71	Ordinary	(9,247)	(9,247)
24-Jan-2023	STATE STREET GLOBAL ADVISORS, INC.	In specie application	n/a	Ordinary	54,288	54,288
24-Jan-2023	STATE STREET GLOBAL ADVISORS, INC.	In specie redemption	n/a	Ordinary	(9,928)	(9,928)
25-Jan-2023	STATE STREET GLOBAL ADVISORS, INC.	Purchase	49.24	Ordinary	3,532	3,532
25-Jan-2023	STATE STREET GLOBAL ADVISORS, INC.	Purchase	49.60	Ordinary	933	933
25-Jan-2023	STATE STREET GLOBAL ADVISORS, INC.	Sale	49.69	Ordinary	(12,142)	(12,142)
26-Jan-2023	STATE STREET GLOBAL ADVISORS, INC.	In specie application	n/a	Ordinary	27,291	27,291
27-Jan-2023	STATE STREET GLOBAL ADVISORS, INC.	Sale	49.54	Ordinary	(19,736)	(19,736)
27-Jan-2023	STATE STREET GLOBAL ADVISORS, INC.	Sale	50.17	Ordinary	(36,982)	(36,982)
27-Jan-2023	STATE STREET GLOBAL ADVISORS, INC.	In specie application	n/a	Ordinary	32,266	32,266
30-Jan-2023	STATE STREET GLOBAL ADVISORS, INC.	Purchase	49.11	Ordinary	2,496	2,496
30-Jan-2023	STATE STREET GLOBAL ADVISORS, INC.	Purchase	49.23	Ordinary	939	939
30-Jan-2023	STATE STREET GLOBAL ADVISORS, INC.	Sale	49.11	Ordinary	(7,417)	(7,417)
30-Jan-2023	STATE STREET GLOBAL ADVISORS, INC.	Sale	49.23	Ordinary	(39,604)	(39,604)
30-Jan-2023	STATE STREET GLOBAL ADVISORS, INC.	Sale	49.27	Ordinary	(20,220)	(20,220)
30-Jan-2023	STATE STREET GLOBAL ADVISORS, INC.	In specie application	n/a	Ordinary	29,497	29,497
30-Jan-2023	STATE STREET GLOBAL ADVISORS, INC.	In specie redemption	n/a	Ordinary	(9,264)	(9,264)
30-Jan-2023	STATE STREET GLOBAL ADVISORS, INC.	Write-down or Basis Adjustment	28.96	Ordinary	-	-
31-Jan-2023	STATE STREET GLOBAL ADVISORS, INC.	Purchase	49.38	Ordinary	1,705	1,705
31-Jan-2023	STATE STREET GLOBAL ADVISORS, INC.	Purchase	49.38	Ordinary	113,932	113,932
31-Jan-2023	STATE STREET GLOBAL ADVISORS, INC.	Purchase	49.38	Ordinary	5,172	5,172
31-Jan-2023	STATE STREET GLOBAL ADVISORS, INC.	Purchase	49.60	Ordinary	13,112	13,112
31-Jan-2023	STATE STREET GLOBAL ADVISORS, INC.	Purchase	49.60	Ordinary	17,521	17,521
31-Jan-2023	STATE STREET GLOBAL ADVISORS, INC.	Sale	49.38	Ordinary	(1,705)	(1,705)
31-Jan-2023	STATE STREET GLOBAL ADVISORS, INC.	Sale	49.38	Ordinary	(58,609)	(58,609)
31-Jan-2023	STATE STREET GLOBAL ADVISORS, INC.	Sale	49.39	Ordinary	(391)	(391)
31-Jan-2023	STATE STREET GLOBAL ADVISORS, INC.	Sale	49.39	Ordinary	(3,750)	(3,750)
31-Jan-2023	STATE STREET GLOBAL ADVISORS, INC.	Sale	49.39	Ordinary	(31)	(31)
31-Jan-2023	STATE STREET GLOBAL ADVISORS, INC.	Sale	49.59	Ordinary	(19,266)	(19,266)
31-Jan-2023	STATE STREET GLOBAL ADVISORS, INC.	In specie application	n/a	Ordinary	39,696	39,696
01-Feb-2023	STATE STREET GLOBAL ADVISORS, INC.	Purchase	49.55	Ordinary	17,856	17,856
01-Feb-2023	STATE STREET GLOBAL ADVISORS, INC.	Sale	49.55	Ordinary	(16,241)	(16,241)
01-Feb-2023	STATE STREET GLOBAL ADVISORS, INC.	In specie application	n/a	Ordinary	29,772	29,772
02-Feb-2023	STATE STREET GLOBAL ADVISORS, INC.	In specie application	n/a	Ordinary	59,544	59,544
03-Feb-2023	STATE STREET GLOBAL ADVISORS, INC.	Purchase	47.91	Ordinary	248	248
03-Feb-2023	STATE STREET GLOBAL ADVISORS, INC.	Sale	47.91	Ordinary	(11,071)	(11,071)
03-Feb-2023	STATE STREET GLOBAL ADVISORS, INC.	In specie application	n/a	Ordinary	14,574	14,574
03-Feb-2023	STATE STREET GLOBAL ADVISORS, INC.	In specie redemption	n/a	Ordinary	(5,775)	(5,775)
06-Feb-2023	STATE STREET GLOBAL ADVISORS, INC.	Purchase	48.20	Ordinary	7,639	7,639
07-Feb-2023	STATE STREET GLOBAL ADVISORS, INC.	In specie application	n/a	Ordinary	3,238	3,238
08-Feb-2023	STATE STREET GLOBAL ADVISORS, INC.	Purchase	48.25	Ordinary	306	306
08-Feb-2023	STATE STREET GLOBAL ADVISORS, INC.	Sale	48.25	Ordinary	(786)	(786)
08-Feb-2023	STATE STREET GLOBAL ADVISORS, INC.	In specie application	n/a	Ordinary	9,714	9,714
09-Feb-2023	STATE STREET GLOBAL ADVISORS, INC.	Purchase	48.12	Ordinary	4,688	4,688
10-Feb-2023	STATE STREET GLOBAL ADVISORS, INC.	Purchase	48.01	Ordinary	255	255
10-Feb-2023	STATE STREET GLOBAL ADVISORS, INC.	Purchase	48.11	Ordinary	154,441	154,441
10-Feb-2023	STATE STREET GLOBAL ADVISORS, INC.	Sale	48.01	Ordinary	(2,498)	(2,498)
10-Feb-2023	STATE STREET GLOBAL ADVISORS, INC.	Sale	48.01	Ordinary	(6,649)	(6,649)
10-Feb-2023	STATE STREET GLOBAL ADVISORS, INC.	In specie application	n/a	Ordinary	6,940	6,940
13-Feb-2023	STATE STREET GLOBAL ADVISORS, INC.	Purchase	47.78	Ordinary	241	241
13-Feb-2023	STATE STREET GLOBAL ADVISORS, INC.	Purchase	47.79	Ordinary	4,511	4,511
13-Feb-2023	STATE STREET GLOBAL ADVISORS, INC.	Purchase	47.79	Ordinary	3,738	3,738
13-Feb-2023	STATE STREET GLOBAL ADVISORS, INC.	Purchase	47.79	Ordinary	947	947
13-Feb-2023	STATE STREET GLOBAL ADVISORS, INC.	Sale	47.78	Ordinary	(576)	(576)
13-Feb-2023	STATE STREET GLOBAL ADVISORS, INC.	Sale	47.87	Ordinary	(6,981)	(6,981)
14-Feb-2023	STATE STREET GLOBAL ADVISORS, INC.	Purchase	47.72	Ordinary	4,733	4,733
14-Feb-2023	STATE STREET GLOBAL ADVISORS, INC.	Purchase	47.84	Ordinary	1,781	1,781
14-Feb-2023	STATE STREET GLOBAL ADVISORS, INC.	Purchase	47.99	Ordinary	10,000	10,000
14-Feb-2023	STATE STREET GLOBAL ADVISORS, INC.	In specie application	n/a	Ordinary	363	363
15-Feb-2023	STATE STREET GLOBAL ADVISORS, INC.	Purchase	47.93	Ordinary	633	633
15-Feb-2023	STATE STREET GLOBAL ADVISORS, INC.	Purchase	47.94	Ordinary	5,044	5,044
15-Feb-2023	STATE STREET GLOBAL ADVISORS, INC.	Purchase	47.94	Ordinary	15,002	15,002
15-Feb-2023	STATE STREET GLOBAL ADVISORS, INC.	Purchase	47.94	Ordinary	660	660
15-Feb-2023	STATE STREET GLOBAL ADVISORS, INC.	Purchase	48.20	Ordinary	2,077	2,077

15-Feb-2023	STATE STREET GLOBAL ADVISORS, INC.	Sale	27.52	Ordinary	(3.896)	(3.896)
15-Feb-2023	STATE STREET GLOBAL ADVISORS, INC.	Sale	47.94	Ordinary	(5.044)	(5.044)
15-Feb-2023	STATE STREET GLOBAL ADVISORS, INC.	Sale	47.94	Ordinary	(15.002)	(15.002)
15-Feb-2023	STATE STREET GLOBAL ADVISORS, INC.	Sale	48.34	Ordinary	(9.028)	(9.028)
16-Feb-2023	STATE STREET GLOBAL ADVISORS, INC.	Sale	48.34	Ordinary	(316.568)	(316.568)
17-Feb-2023	STATE STREET GLOBAL ADVISORS, INC.	Purchase	48.00	Ordinary	4.032	4.032
17-Feb-2023	STATE STREET GLOBAL ADVISORS, INC.	In specie application	n/a	Ordinary	16,751	16,751
20-Feb-2023	STATE STREET GLOBAL ADVISORS, INC.	Sale	48.20	Ordinary	(419)	(419)
20-Feb-2023	STATE STREET GLOBAL ADVISORS, INC.	Sale	48.46	Ordinary	(13,239)	(13,239)
22-Feb-2023	STATE STREET GLOBAL ADVISORS, INC.	Purchase	48.34	Ordinary	469	469
22-Feb-2023	STATE STREET GLOBAL ADVISORS, INC.	Purchase	48.70	Ordinary	13,922	13,922
22-Feb-2023	STATE STREET GLOBAL ADVISORS, INC.	Sale	48.70	Ordinary	(758)	(758)
23-Feb-2023	STATE STREET GLOBAL ADVISORS, INC.	Purchase	46.69	Ordinary	11,752	11,752
23-Feb-2023	STATE STREET GLOBAL ADVISORS, INC.	Purchase	46.69	Ordinary	61,983	61,983
23-Feb-2023	STATE STREET GLOBAL ADVISORS, INC.	Sale	46.69	Ordinary	(61,983)	(61,983)
24-Feb-2023	STATE STREET GLOBAL ADVISORS, INC.	Purchase	45.94	Ordinary	371	371
24-Feb-2023	STATE STREET GLOBAL ADVISORS, INC.	Purchase	46.10	Ordinary	166,948	166,948
24-Feb-2023	STATE STREET GLOBAL ADVISORS, INC.	Sale	46.09	Ordinary	(7,367)	(7,367)
27-Feb-2023	STATE STREET GLOBAL ADVISORS, INC.	Purchase	44.54	Ordinary	167	167
27-Feb-2023	STATE STREET GLOBAL ADVISORS, INC.	Purchase	44.88	Ordinary	5,685	5,685
27-Feb-2023	STATE STREET GLOBAL ADVISORS, INC.	Sale	44.54	Ordinary	(1,191)	(1,191)
27-Feb-2023	STATE STREET GLOBAL ADVISORS, INC.	Sale	46.65	Ordinary	(15,235)	(15,235)
27-Feb-2023	STATE STREET GLOBAL ADVISORS, INC.	In specie application	n/a	Ordinary	20,097	20,097
28-Feb-2023	STATE STREET GLOBAL ADVISORS, INC.	Purchase	44.95	Ordinary	21,369	21,369
28-Feb-2023	STATE STREET GLOBAL ADVISORS, INC.	Purchase	45.20	Ordinary	41,117	41,117
28-Feb-2023	STATE STREET GLOBAL ADVISORS, INC.	Purchase	45.20	Ordinary	37,662	37,662
28-Feb-2023	STATE STREET GLOBAL ADVISORS, INC.	Sale	45.20	Ordinary	(693,127)	(693,127)
28-Feb-2023	STATE STREET GLOBAL ADVISORS, INC.	Sale	45.20	Ordinary	(138,616)	(138,616)
28-Feb-2023	STATE STREET GLOBAL ADVISORS, INC.	In specie redemption	n/a	Ordinary	(17,776)	(17,776)
01-Mar-2023	STATE STREET GLOBAL ADVISORS, INC.	Purchase	45.34	Ordinary	298	298
01-Mar-2023	STATE STREET GLOBAL ADVISORS, INC.	In specie application	n/a	Ordinary	1,252	1,252
02-Mar-2023	STATE STREET GLOBAL ADVISORS, INC.	Purchase	47.06	Ordinary	4,689	4,689
02-Mar-2023	STATE STREET GLOBAL ADVISORS, INC.	Purchase	48.05	Ordinary	456	456
02-Mar-2023	STATE STREET GLOBAL ADVISORS, INC.	Sale	48.05	Ordinary	(21,679)	(21,679)
02-Mar-2023	STATE STREET GLOBAL ADVISORS, INC.	In specie application	n/a	Ordinary	11,104	11,104
03-Mar-2023	STATE STREET GLOBAL ADVISORS, INC.	Purchase	48.30	Ordinary	19,157	19,157
03-Mar-2023	STATE STREET GLOBAL ADVISORS, INC.	Sale	48.31	Ordinary	(18,562)	(18,562)
03-Mar-2023	STATE STREET GLOBAL ADVISORS, INC.	Sale	48.32	Ordinary	(10,385)	(10,385)
03-Mar-2023	STATE STREET GLOBAL ADVISORS, INC.	Sale	48.34	Ordinary	(10,058)	(10,058)
03-Mar-2023	STATE STREET GLOBAL ADVISORS, INC.	Sale	48.34	Ordinary	(5,882)	(5,882)
05-Mar-2023	STATE STREET GLOBAL ADVISORS, INC.	Purchase	48.39	Ordinary	7,785	7,785
06-Mar-2023	STATE STREET GLOBAL ADVISORS, INC.	Purchase	48.65	Ordinary	400	400
06-Mar-2023	STATE STREET GLOBAL ADVISORS, INC.	Sale	48.39	Ordinary	(480)	(480)
06-Mar-2023	STATE STREET GLOBAL ADVISORS, INC.	In specie application	n/a	Ordinary	5,294	5,294
06-Mar-2023	STATE STREET GLOBAL ADVISORS, INC.	In specie redemption	n/a	Ordinary	(61,446)	(61,446)
07-Mar-2023	STATE STREET GLOBAL ADVISORS, INC.	Purchase	47.45	Ordinary	9,949	9,949
07-Mar-2023	STATE STREET GLOBAL ADVISORS, INC.	Purchase	47.93	Ordinary	257	257
07-Mar-2023	STATE STREET GLOBAL ADVISORS, INC.	Sale	47.93	Ordinary	(24,238)	(24,238)
07-Mar-2023	STATE STREET GLOBAL ADVISORS, INC.	In specie redemption	n/a	Ordinary	(5,780)	(5,780)
08-Mar-2023	STATE STREET GLOBAL ADVISORS, INC.	Purchase	47.31	Ordinary	9,503	9,503
08-Mar-2023	STATE STREET GLOBAL ADVISORS, INC.	Sale	47.60	Ordinary	(2,063)	(2,063)
08-Mar-2023	STATE STREET GLOBAL ADVISORS, INC.	Sale	47.63	Ordinary	(58,916)	(58,916)
08-Mar-2023	STATE STREET GLOBAL ADVISORS, INC.	In specie redemption	n/a	Ordinary	(11,540)	(11,540)
09-Mar-2023	STATE STREET GLOBAL ADVISORS, INC.	Purchase	46.60	Ordinary	3,971	3,971
09-Mar-2023	STATE STREET GLOBAL ADVISORS, INC.	Sale	46.59	Ordinary	(50,134)	(50,134)
10-Mar-2023	STATE STREET GLOBAL ADVISORS, INC.	Purchase	46.00	Ordinary	10,905	10,905
10-Mar-2023	STATE STREET GLOBAL ADVISORS, INC.	Sale	45.47	Ordinary	(846)	(846)
13-Mar-2023	STATE STREET GLOBAL ADVISORS, INC.	Purchase	45.61	Ordinary	10,457	10,457
13-Mar-2023	STATE STREET GLOBAL ADVISORS, INC.	Sale	45.23	Ordinary	(2,726)	(2,726)
13-Mar-2023	STATE STREET GLOBAL ADVISORS, INC.	Sale	45.82	Ordinary	(2,152)	(2,152)
13-Mar-2023	STATE STREET GLOBAL ADVISORS, INC.	Sale	45.82	Ordinary	(8,326)	(8,326)
14-Mar-2023	STATE STREET GLOBAL ADVISORS, INC.	Purchase	45.03	Ordinary	20,257	20,257
14-Mar-2023	STATE STREET GLOBAL ADVISORS, INC.	Purchase	45.03	Ordinary	2,451	2,451
14-Mar-2023	STATE STREET GLOBAL ADVISORS, INC.	Sale	45.03	Ordinary	(20,257)	(20,257)
14-Mar-2023	STATE STREET GLOBAL ADVISORS, INC.	Sale	45.03	Ordinary	(19,918)	(19,918)
14-Mar-2023	STATE STREET GLOBAL ADVISORS, INC.	In specie application	n/a	Ordinary	1,254	1,254
15-Mar-2023	STATE STREET GLOBAL ADVISORS, INC.	Purchase	45.68	Ordinary	361	361
15-Mar-2023	STATE STREET GLOBAL ADVISORS, INC.	Sale	45.56	Ordinary	(554)	(554)
15-Mar-2023	STATE STREET GLOBAL ADVISORS, INC.	In specie redemption	n/a	Ordinary	(6,960)	(6,960)
16-Mar-2023	STATE STREET GLOBAL ADVISORS, INC.	Purchase	43.39	Ordinary	46,779	46,779
16-Mar-2023	STATE STREET GLOBAL ADVISORS, INC.	Purchase	43.75	Ordinary	31,702	31,702
16-Mar-2023	STATE STREET GLOBAL ADVISORS, INC.	Sale	43.39	Ordinary	(46,779)	(46,779)
17-Mar-2023	STATE STREET GLOBAL ADVISORS, INC.	Purchase	43.25	Ordinary	25,254	25,254
17-Mar-2023	STATE STREET GLOBAL ADVISORS, INC.	Purchase	43.39	Ordinary	62,616	62,616
17-Mar-2023	STATE STREET GLOBAL ADVISORS, INC.	Purchase	43.39	Ordinary	23,462	23,462
17-Mar-2023	STATE STREET GLOBAL ADVISORS, INC.	Purchase	43.54	Ordinary	278	278
17-Mar-2023	STATE STREET GLOBAL ADVISORS, INC.	Sale	43.39	Ordinary	(25,614)	(25,614)
17-Mar-2023	STATE STREET GLOBAL ADVISORS, INC.	In specie application	n/a	Ordinary	20,115	20,115
17-Mar-2023	STATE STREET GLOBAL ADVISORS, INC.	In specie redemption	n/a	Ordinary	(2,235)	(2,235)
20-Mar-2023	STATE STREET GLOBAL ADVISORS, INC.	Purchase	43.35	Ordinary	8,773	8,773
20-Mar-2023	STATE STREET GLOBAL ADVISORS, INC.	Sale	42.97	Ordinary	(8,552)	(8,552)
20-Mar-2023	STATE STREET GLOBAL ADVISORS, INC.	Sale	42.97	Ordinary	(3,977)	(3,977)
20-Mar-2023	STATE STREET GLOBAL ADVISORS, INC.	Sale	42.97	Ordinary	(20,565)	(20,565)
20-Mar-2023	STATE STREET GLOBAL ADVISORS, INC.	Sale	43.35	Ordinary	(450)	(450)
20-Mar-2023	STATE STREET GLOBAL ADVISORS, INC.	Sale	43.35	Ordinary	(1,446)	(1,446)
20-Mar-2023	STATE STREET GLOBAL ADVISORS, INC.	In specie redemption	n/a	Ordinary	(2,235)	(2,235)
21-Mar-2023	STATE STREET GLOBAL ADVISORS, INC.	Purchase	43.53	Ordinary	23,420	23,420
21-Mar-2023	STATE STREET GLOBAL ADVISORS, INC.	Purchase	43.75	Ordinary	2,879	2,879
21-Mar-2023	STATE STREET GLOBAL ADVISORS, INC.	Sale	43.53	Ordinary	(23,420)	(23,420)
21-Mar-2023	STATE STREET GLOBAL ADVISORS, INC.	In specie redemption	n/a	Ordinary	(2,180)	(2,180)
22-Mar-2023	STATE STREET GLOBAL ADVISORS, INC.	Purchase	43.53	Ordinary	7,375	7,375
22-Mar-2023	STATE STREET GLOBAL ADVISORS, INC.	Purchase	43.84	Ordinary	30,971	30,971
22-Mar-2023	STATE STREET GLOBAL ADVISORS, INC.	Sale	43.84	Ordinary	(100,692)	(100,692)
23-Mar-2023	STATE STREET GLOBAL ADVISORS, INC.	Sale	43.51	Ordinary	(14,342)	(14,342)
23-Mar-2023	STATE STREET GLOBAL ADVISORS, INC.	In specie redemption	n/a	Ordinary	(4,472)	(4,472)
24-Mar-2023	STATE STREET GLOBAL ADVISORS, INC.	Purchase	43.28	Ordinary	2,825	2,825
24-Mar-2023	STATE STREET GLOBAL ADVISORS, INC.	Purchase	43.64	Ordinary	71,566	71,566
24-Mar-2023	STATE STREET GLOBAL ADVISORS, INC.	Sale	43.62	Ordinary	(575)	(575)
24-Mar-2023	STATE STREET GLOBAL ADVISORS, INC.	Sale	43.64	Ordinary	(121,965)	(121,965)
27-Mar-2023	STATE STREET GLOBAL ADVISORS, INC.	Purchase	43.90	Ordinary	2,416	2,416
27-Mar-2023	STATE STREET GLOBAL ADVISORS, INC.	Sale	43.54	Ordinary	(3,719)	(3,719)
27-Mar-2023	STATE STREET GLOBAL ADVISORS, INC.	Sale	43.54	Ordinary	(210)	(210)
27-Mar-2023	STATE STREET GLOBAL ADVISORS, INC.	In specie application	n/a	Ordinary	4,472	4,472
28-Mar-2023	STATE STREET GLOBAL ADVISORS, INC.	Purchase	43.98	Ordinary	9,693	9,693
28-Mar-2023	STATE STREET GLOBAL ADVISORS, INC.	Purchase	44.38	Ordinary	883	883
28-Mar-2023	STATE STREET GLOBAL ADVISORS, INC.	Sale	43.98	Ordinary	(586)	(586)
29-Mar-2023	STATE STREET GLOBAL ADVISORS, INC.	Purchase	45.00	Ordinary	226	226
29-Mar-2023	STATE STREET GLOBAL ADVISORS, INC.	Sale	45.00	Ordinary	(4,169)	(4,169)
30-Mar-2023	STATE STREET GLOBAL ADVISORS, INC.	Purchase	45.98	Ordinary	6,563	6,563
30-Mar-2023	STATE STREET GLOBAL ADVISORS, INC.	Purchase	46.08	Ordinary	6,445	6,445
30-Mar-2023	STATE STREET GLOBAL ADVISORS, INC.	Sale	45.98	Ordinary	(17,349)	(17,349)
31-Mar-2023	STATE STREET GLOBAL ADVISORS, INC.	Purchase	47.06	Ordinary	321	321
31-Mar-2023	STATE STREET GLOBAL ADVISORS, INC.	Purchase	47.23	Ordinary	15,261	15,261
31-Mar-2023	STATE STREET GLOBAL ADVISORS, INC.	Purchase	47.23	Ordinary	36,880	36,880
31-Mar-2023	STATE STREET GLOBAL ADVISORS, INC.	Sale	47.06	Ordinary	(889)	(889)
31-Mar-2023	STATE STREET GLOBAL ADVISORS, INC.	Sale	47.23	Ordinary	(110,898)	(110,898)
31-Mar-2023	STATE STREET GLOBAL ADVISORS, INC.	In specie application	n/a	Ordinary	187,029	187,029
03-Apr-2023	STATE STREET GLOBAL ADVISORS, INC.	Purchase	46.97	Ordinary	2,480	2,480
03-Apr-2023	STATE STREET GLOBAL ADVISORS, INC.	Purchase	47.41	Ordinary	201	201
03-Apr-2023	STATE STREET GLOBAL ADVISORS, INC.	Purchase	47.41	Ordinary	3,761	3,761
03-Apr-2023	STATE STREET GLOBAL ADVISORS, INC.	Purchase	47.41	Ordinary	16,457	16,457
03-Apr-2023	STATE STREET GLOBAL ADVISORS, INC.	Purchase	47.41	Ordinary	7,808	7,808
03-Apr-2023	STATE STREET GLOBAL ADVISORS, INC.	Sale	46.97	Ordinary	(7,720)	(7,720)
03-Apr-2023	STATE STREET GLOBAL ADVISORS, INC.	In specie redemption	n/a	Ordinary	(49,781)	(49,781)
04-Apr-2023	STATE STREET GLOBAL ADVISORS, INC.	Purchase	45.94	Ordinary	29,615	29,615
04-Apr-2023	STATE STREET GLOBAL ADVISORS, INC.	Purchase	45.95	Ordinary	317	317
04-Apr-2023	STATE STREET GLOBAL ADVISORS, INC.	Purchase	45.94	Ordinary	19,231	19,231
04-Apr-2023	STATE STREET GLOBAL ADVISORS, INC.	Sale	45.94	Ordinary	(21,590)	(21,590)
04-Apr-2023	STATE STREET GLOBAL ADVISORS, INC.	Sale	45.95	Ordinary	(1,450)	(1,450)
04-Apr-2023	STATE STREET GLOBAL ADVISORS, INC.	Sale	45.98	Ordinary	(3,149)	(3,149)
04-Apr-2023	STATE STREET GLOBAL ADVISORS, INC.	In specie application	n/a	Ordinary	3,318	3,318
05-Apr-2023	STATE STREET GLOBAL ADVISORS, INC.	Purchase	45.05	Ordinary	260	260
05-Apr-2023	STATE STREET GLOBAL ADVISORS, INC.	Purchase	45.24	Ordinary	34,438	34,438
05-Apr-2023	STATE STREET GLOBAL ADVISORS, INC.	Sale	45.05	Ordinary	(1,939)	(1,939)
05-Apr-2023	STATE STREET GLOBAL ADVISORS, INC.	Sale	45.24	Ordinary	(28,384)	(28,384)
05-Apr-2023	STATE STREET GLOBAL ADVISORS, INC.	In specie application	n/a	Ordinary	9,758	9,758
06-Apr-2023	STATE STREET GLOBAL ADVISORS, INC.	Purchase	45.05	Ordinary	302	302
06-Apr-2023	STATE STREET GLOBAL ADVISORS, INC.	Purchase	45.10	Ordinary	8,523	8,523
06-Apr-2023	STATE STREET GLOBAL ADVISORS, INC.	In specie application	n/a	Ordinary	1,660	1,660
11-Apr-2023	STATE STREET GLOBAL ADVISORS, INC.	Purchase	45.84	Ordinary	409	409
11-Apr-2023	STATE STREET GLOBAL ADVISORS, INC.	Purchase	45.84	Ordinary	696	696
11-Apr-2023	STATE STREET GLOBAL ADVISORS, INC.	Purchase	45.84	Ordinary	246,729	246,729
11-Apr-2023	STATE STREET GLOBAL ADVISORS, INC.	Purchase	45.84	Ordinary	5,132	5,132
11-Apr-2023	STATE STREET GLOBAL ADVISORS, INC.	Purchase	45.98	Ordinary	3,574	3,574

11-Apr-2023	STATE STREET GLOBAL ADVISORS, INC.	Sale	45.98	Ordinary	(184,132)	(184,132)
11-Apr-2023	STATE STREET GLOBAL ADVISORS, INC.	In specie application	n/a	Ordinary	5,576	5,576
12-Apr-2023	STATE STREET GLOBAL ADVISORS, INC.	Purchase	46.84	Ordinary	13,558	13,558
12-Apr-2023	STATE STREET GLOBAL ADVISORS, INC.	Purchase	46.96	Ordinary	2,654	2,654
12-Apr-2023	STATE STREET GLOBAL ADVISORS, INC.	Sale	46.84	Ordinary	(44,296)	(44,296)
12-Apr-2023	STATE STREET GLOBAL ADVISORS, INC.	Sale	46.96	Ordinary	(1,784)	(1,784)
13-Apr-2023	STATE STREET GLOBAL ADVISORS, INC.	Purchase	24.95	Ordinary	705	705
13-Apr-2023	STATE STREET GLOBAL ADVISORS, INC.	Purchase	46.40	Ordinary	80,950	80,950
13-Apr-2023	STATE STREET GLOBAL ADVISORS, INC.	Purchase	46.69	Ordinary	8,705	8,705
13-Apr-2023	STATE STREET GLOBAL ADVISORS, INC.	Sale	46.40	Ordinary	(80,680)	(80,680)
13-Apr-2023	STATE STREET GLOBAL ADVISORS, INC.	In specie application	n/a	Ordinary	38,792	38,792
14-Apr-2023	STATE STREET GLOBAL ADVISORS, INC.	Purchase	46.30	Ordinary	2,917	2,917
14-Apr-2023	STATE STREET GLOBAL ADVISORS, INC.	Purchase	46.45	Ordinary	6,593	6,593
14-Apr-2023	STATE STREET GLOBAL ADVISORS, INC.	Purchase	46.45	Ordinary	35,913	35,913
14-Apr-2023	STATE STREET GLOBAL ADVISORS, INC.	Sale	46.25	Ordinary	(1,711)	(1,711)
14-Apr-2023	STATE STREET GLOBAL ADVISORS, INC.	Sale	46.45	Ordinary	(10,861)	(10,861)
14-Apr-2023	STATE STREET GLOBAL ADVISORS, INC.	Sale	46.45	Ordinary	(35,913)	(35,913)
14-Apr-2023	STATE STREET GLOBAL ADVISORS, INC.	In specie application	n/a	Ordinary	16,314	16,314
17-Apr-2023	STATE STREET GLOBAL ADVISORS, INC.	Purchase	46.25	Ordinary	10,384	10,384
17-Apr-2023	STATE STREET GLOBAL ADVISORS, INC.	Purchase	46.61	Ordinary	13,189	13,189
17-Apr-2023	STATE STREET GLOBAL ADVISORS, INC.	Sale	46.61	Ordinary	(8,138)	(8,138)
18-Apr-2023	STATE STREET GLOBAL ADVISORS, INC.	Purchase	46.58	Ordinary	8,306	8,306
18-Apr-2023	STATE STREET GLOBAL ADVISORS, INC.	Purchase	46.58	Ordinary	6,680	6,680
18-Apr-2023	STATE STREET GLOBAL ADVISORS, INC.	Purchase	46.66	Ordinary	13,243	13,243
18-Apr-2023	STATE STREET GLOBAL ADVISORS, INC.	In specie application	n/a	Ordinary	1,254	1,254
19-Apr-2023	STATE STREET GLOBAL ADVISORS, INC.	Purchase	47.25	Ordinary	361	361
19-Apr-2023	STATE STREET GLOBAL ADVISORS, INC.	Sale	47.33	Ordinary	(1,732)	(1,732)
20-Apr-2023	STATE STREET GLOBAL ADVISORS, INC.	Sale	46.80	Ordinary	(388)	(388)
21-Apr-2023	STATE STREET GLOBAL ADVISORS, INC.	Purchase	45.02	Ordinary	905	905
21-Apr-2023	STATE STREET GLOBAL ADVISORS, INC.	Purchase	45.02	Ordinary	12,561	12,561
21-Apr-2023	STATE STREET GLOBAL ADVISORS, INC.	Purchase	45.20	Ordinary	8,080	8,080
21-Apr-2023	STATE STREET GLOBAL ADVISORS, INC.	Sale	45.02	Ordinary	(905)	(905)
21-Apr-2023	STATE STREET GLOBAL ADVISORS, INC.	Sale	45.02	Ordinary	(23,594)	(23,594)
24-Apr-2023	STATE STREET GLOBAL ADVISORS, INC.	Purchase	43.91	Ordinary	1,358	1,358
24-Apr-2023	STATE STREET GLOBAL ADVISORS, INC.	Purchase	44.19	Ordinary	1,142	1,142
24-Apr-2023	STATE STREET GLOBAL ADVISORS, INC.	Purchase	44.19	Ordinary	1,328	1,328
24-Apr-2023	STATE STREET GLOBAL ADVISORS, INC.	Purchase	44.19	Ordinary	6,164	6,164
24-Apr-2023	STATE STREET GLOBAL ADVISORS, INC.	In specie application	n/a	Ordinary	726	726
26-Apr-2023	STATE STREET GLOBAL ADVISORS, INC.	Purchase	42.75	Ordinary	2,734	2,734
26-Apr-2023	STATE STREET GLOBAL ADVISORS, INC.	Purchase	43.63	Ordinary	20,278	20,278
26-Apr-2023	STATE STREET GLOBAL ADVISORS, INC.	Purchase	44.00	Ordinary	277	277
26-Apr-2023	STATE STREET GLOBAL ADVISORS, INC.	Sale	42.75	Ordinary	(2,490)	(2,490)
26-Apr-2023	STATE STREET GLOBAL ADVISORS, INC.	Sale	43.63	Ordinary	(5,903)	(5,903)
26-Apr-2023	STATE STREET GLOBAL ADVISORS, INC.	Sale	43.63	Ordinary	(3,086)	(3,086)
26-Apr-2023	STATE STREET GLOBAL ADVISORS, INC.	In specie application	n/a	Ordinary	14,080	14,080
27-Apr-2023	STATE STREET GLOBAL ADVISORS, INC.	Purchase	44.26	Ordinary	688	688
27-Apr-2023	STATE STREET GLOBAL ADVISORS, INC.	Purchase	44.33	Ordinary	9,661	9,661
27-Apr-2023	STATE STREET GLOBAL ADVISORS, INC.	Purchase	44.40	Ordinary	17,879	17,879
27-Apr-2023	STATE STREET GLOBAL ADVISORS, INC.	Sale	44.19	Ordinary	(130,042)	(130,042)
27-Apr-2023	STATE STREET GLOBAL ADVISORS, INC.	Sale	44.22	Ordinary	(9,599)	(9,599)
27-Apr-2023	STATE STREET GLOBAL ADVISORS, INC.	Sale	44.25	Ordinary	(15,142)	(15,142)
27-Apr-2023	STATE STREET GLOBAL ADVISORS, INC.	Sale	44.33	Ordinary	(16,529)	(16,529)
27-Apr-2023	STATE STREET GLOBAL ADVISORS, INC.	Sale	44.33	Ordinary	(9,661)	(9,661)
27-Apr-2023	STATE STREET GLOBAL ADVISORS, INC.	In specie application	n/a	Ordinary	8,960	8,960
28-Apr-2023	STATE STREET GLOBAL ADVISORS, INC.	Purchase	44.40	Ordinary	2,607	2,607
28-Apr-2023	STATE STREET GLOBAL ADVISORS, INC.	Purchase	44.40	Ordinary	145,535	145,535
28-Apr-2023	STATE STREET GLOBAL ADVISORS, INC.	Purchase	44.66	Ordinary	10,914	10,914
28-Apr-2023	STATE STREET GLOBAL ADVISORS, INC.	Sale	44.40	Ordinary	(77,048)	(77,048)
28-Apr-2023	STATE STREET GLOBAL ADVISORS, INC.	Sale	44.40	Ordinary	(145,535)	(145,535)
01-May-2023	STATE STREET GLOBAL ADVISORS, INC.	Purchase	44.40	Ordinary	8,708	8,708
01-May-2023	STATE STREET GLOBAL ADVISORS, INC.	In specie redemption	n/a	Ordinary	(40,410)	(40,410)
02-May-2023	STATE STREET GLOBAL ADVISORS, INC.	Purchase	43.63	Ordinary	24,546	24,546
02-May-2023	STATE STREET GLOBAL ADVISORS, INC.	Purchase	43.63	Ordinary	7,353	7,353
02-May-2023	STATE STREET GLOBAL ADVISORS, INC.	Purchase	44.11	Ordinary	11,353	11,353
02-May-2023	STATE STREET GLOBAL ADVISORS, INC.	Sale	43.63	Ordinary	(19,649)	(19,649)
02-May-2023	STATE STREET GLOBAL ADVISORS, INC.	Sale	44.00	Ordinary	(7,353)	(7,353)
02-May-2023	STATE STREET GLOBAL ADVISORS, INC.	Sale	44.11	Ordinary	(93)	(93)
03-May-2023	STATE STREET GLOBAL ADVISORS, INC.	Purchase	43.27	Ordinary	57,179	57,179
03-May-2023	STATE STREET GLOBAL ADVISORS, INC.	Purchase	43.40	Ordinary	12,381	12,381
03-May-2023	STATE STREET GLOBAL ADVISORS, INC.	Sale	43.27	Ordinary	(1,651)	(1,651)
03-May-2023	STATE STREET GLOBAL ADVISORS, INC.	In specie application	n/a	Ordinary	87,270	87,270
04-May-2023	STATE STREET GLOBAL ADVISORS, INC.	Purchase	43.77	Ordinary	8,243	8,243
04-May-2023	STATE STREET GLOBAL ADVISORS, INC.	Sale	43.87	Ordinary	(1,042)	(1,042)
04-May-2023	STATE STREET GLOBAL ADVISORS, INC.	In specie application	n/a	Ordinary	15,715	15,715
05-May-2023	STATE STREET GLOBAL ADVISORS, INC.	Purchase	43.34	Ordinary	10,570	10,570
05-May-2023	STATE STREET GLOBAL ADVISORS, INC.	Purchase	44.05	Ordinary	265	265
05-May-2023	STATE STREET GLOBAL ADVISORS, INC.	In specie application	n/a	Ordinary	52,299	52,299
08-May-2023	STATE STREET GLOBAL ADVISORS, INC.	Purchase	45.20	Ordinary	2,091	2,091
08-May-2023	STATE STREET GLOBAL ADVISORS, INC.	Sale	45.20	Ordinary	(140,380)	(140,380)
08-May-2023	STATE STREET GLOBAL ADVISORS, INC.	Sale	45.20	Ordinary	(969)	(969)
08-May-2023	STATE STREET GLOBAL ADVISORS, INC.	In specie application	n/a	Ordinary	6,652	6,652
08-May-2023	STATE STREET GLOBAL ADVISORS, INC.	In specie redemption	n/a	Ordinary	(31,416)	(31,416)
09-May-2023	STATE STREET GLOBAL ADVISORS, INC.	Purchase	44.47	Ordinary	1,271	1,271
09-May-2023	STATE STREET GLOBAL ADVISORS, INC.	Purchase	44.50	Ordinary	13,331	13,331
09-May-2023	STATE STREET GLOBAL ADVISORS, INC.	Sale	44.47	Ordinary	(15,010)	(15,010)
09-May-2023	STATE STREET GLOBAL ADVISORS, INC.	Sale	44.47	Ordinary	(4,868)	(4,868)
09-May-2023	STATE STREET GLOBAL ADVISORS, INC.	In specie redemption	n/a	Ordinary	(67,320)	(67,320)
10-May-2023	STATE STREET GLOBAL ADVISORS, INC.	Purchase	44.45	Ordinary	25,470	25,470
10-May-2023	STATE STREET GLOBAL ADVISORS, INC.	Purchase	44.66	Ordinary	69	69
10-May-2023	STATE STREET GLOBAL ADVISORS, INC.	Sale	44.45	Ordinary	(8,394)	(8,394)
10-May-2023	STATE STREET GLOBAL ADVISORS, INC.	In specie redemption	n/a	Ordinary	(154,445)	(154,445)
11-May-2023	STATE STREET GLOBAL ADVISORS, INC.	Purchase	44.08	Ordinary	14,133	14,133
11-May-2023	STATE STREET GLOBAL ADVISORS, INC.	In specie redemption	n/a	Ordinary	(112,250)	(112,250)
12-May-2023	STATE STREET GLOBAL ADVISORS, INC.	Purchase	43.20	Ordinary	44	44
12-May-2023	STATE STREET GLOBAL ADVISORS, INC.	Purchase	43.48	Ordinary	4,262	4,262
12-May-2023	STATE STREET GLOBAL ADVISORS, INC.	Sale	43.48	Ordinary	(8,289)	(8,289)
15-May-2023	STATE STREET GLOBAL ADVISORS, INC.	In specie redemption	n/a	Ordinary	(132,632)	(132,632)
16-May-2023	STATE STREET GLOBAL ADVISORS, INC.	Purchase	44.65	Ordinary	8,165	8,165
16-May-2023	STATE STREET GLOBAL ADVISORS, INC.	In specie application	n/a	Ordinary	631	631
17-May-2023	STATE STREET GLOBAL ADVISORS, INC.	Purchase	43.64	Ordinary	2,021	2,021
17-May-2023	STATE STREET GLOBAL ADVISORS, INC.	In specie application	n/a	Ordinary	1,262	1,262
18-May-2023	STATE STREET GLOBAL ADVISORS, INC.	Purchase	44.23	Ordinary	1,759	1,759
18-May-2023	STATE STREET GLOBAL ADVISORS, INC.	Sale	44.24	Ordinary	(48,199)	(48,199)
18-May-2023	STATE STREET GLOBAL ADVISORS, INC.	In specie redemption	n/a	Ordinary	(6,648)	(6,648)
19-May-2023	STATE STREET GLOBAL ADVISORS, INC.	Purchase	44.16	Ordinary	3,218	3,218
19-May-2023	STATE STREET GLOBAL ADVISORS, INC.	Sale	44.16	Ordinary	(3,218)	(3,218)
19-May-2023	STATE STREET GLOBAL ADVISORS, INC.	In specie application	n/a	Ordinary	630	630
22-May-2023	STATE STREET GLOBAL ADVISORS, INC.	Purchase	44.02	Ordinary	264	264
22-May-2023	STATE STREET GLOBAL ADVISORS, INC.	Purchase	44.20	Ordinary	53,249	53,249
22-May-2023	STATE STREET GLOBAL ADVISORS, INC.	Purchase	44.20	Ordinary	14,561	14,561
22-May-2023	STATE STREET GLOBAL ADVISORS, INC.	Sale	44.20	Ordinary	(29,574)	(29,574)
22-May-2023	STATE STREET GLOBAL ADVISORS, INC.	Sale	44.20	Ordinary	(14,561)	(14,561)
23-May-2023	STATE STREET GLOBAL ADVISORS, INC.	Purchase	44.05	Ordinary	10,913	10,913
23-May-2023	STATE STREET GLOBAL ADVISORS, INC.	Sale	43.80	Ordinary	(110,960)	(110,960)
23-May-2023	STATE STREET GLOBAL ADVISORS, INC.	In specie redemption	n/a	Ordinary	(6,652)	(6,652)
24-May-2023	STATE STREET GLOBAL ADVISORS, INC.	Purchase	43.63	Ordinary	2,408	2,408
24-May-2023	STATE STREET GLOBAL ADVISORS, INC.	Sale	43.23	Ordinary	(77,335)	(77,335)
25-May-2023	STATE STREET GLOBAL ADVISORS, INC.	Sale	42.20	Ordinary	(3,362)	(3,362)
25-May-2023	STATE STREET GLOBAL ADVISORS, INC.	In specie redemption	n/a	Ordinary	(54,091)	(54,091)
26-May-2023	STATE STREET GLOBAL ADVISORS, INC.	Sale	42.75	Ordinary	(531)	(531)
29-May-2023	STATE STREET GLOBAL ADVISORS, INC.	Purchase	43.36	Ordinary	304	304
29-May-2023	STATE STREET GLOBAL ADVISORS, INC.	Purchase	43.69	Ordinary	4,494	4,494
29-May-2023	STATE STREET GLOBAL ADVISORS, INC.	Sale	43.60	Ordinary	(8,734)	(8,734)
30-May-2023	STATE STREET GLOBAL ADVISORS, INC.	Sale	43.49	Ordinary	(15,122)	(15,122)
30-May-2023	STATE STREET GLOBAL ADVISORS, INC.	In specie application	n/a	Ordinary	12,126	12,126
31-May-2023	STATE STREET GLOBAL ADVISORS, INC.	Purchase	42.02	Ordinary	271,035	271,035
31-May-2023	STATE STREET GLOBAL ADVISORS, INC.	Purchase	42.02	Ordinary	13,412	13,412
31-May-2023	STATE STREET GLOBAL ADVISORS, INC.	Purchase	42.02	Ordinary	715	715
31-May-2023	STATE STREET GLOBAL ADVISORS, INC.	Sale	42.02	Ordinary	(50,206)	(50,206)
31-May-2023	STATE STREET GLOBAL ADVISORS, INC.	Sale	42.28	Ordinary	(3,327)	(3,327)
01-Jun-2023	STATE STREET GLOBAL ADVISORS, INC.	Purchase	41.98	Ordinary	47,703	47,703
02-Jun-2023	STATE STREET GLOBAL ADVISORS, INC.	Purchase	42.89	Ordinary	28,293	28,293
02-Jun-2023	STATE STREET GLOBAL ADVISORS, INC.	Purchase	43.26	Ordinary	72,017	72,017
02-Jun-2023	STATE STREET GLOBAL ADVISORS, INC.	Sale	43.26	Ordinary	(16,951)	(16,951)
05-Jun-2023	STATE STREET GLOBAL ADVISORS, INC.	Purchase	44.00	Ordinary	1,814	1,814
05-Jun-2023	STATE STREET GLOBAL ADVISORS, INC.	Purchase	44.35	Ordinary	10,471	10,471
05-Jun-2023	STATE STREET GLOBAL ADVISORS, INC.	Sale	44.00	Ordinary	(441)	(441)
06-Jun-2023	STATE STREET GLOBAL ADVISORS, INC.	Purchase	43.79	Ordinary	37,879	37,879
06-Jun-2023	STATE STREET GLOBAL ADVISORS, INC.	In specie application	n/a	Ordinary	632	632
07-Jun-2023	STATE STREET GLOBAL ADVISORS, INC.	Purchase	43.63	Ordinary	44,428	44,428
07-Jun-2023	STATE STREET GLOBAL ADVISORS, INC.	Purchase	43.63	Ordinary	470	470
07-Jun-2023	STATE STREET GLOBAL ADVISORS, INC.	Purchase	44.01	Ordinary	1,613	1,613
07-Jun-2023	STATE STREET GLOBAL ADVISORS, INC.	Sale	43.62	Ordinary	(44,428)	(44,428)
07-Jun-2023	STATE STREET GLOBAL ADVISORS, INC.	Sale	43.63	Ordinary	(11,440)	(11,440)
08-Jun-2023	STATE STREET GLOBAL ADVISORS, INC.	Purchase	44.13	Ordinary	8,717	8,717

08-Jun-2023	STATE STREET GLOBAL ADVISORS, INC.	Purchase	44.13	Ordinary	10,199	10,199
08-Jun-2023	STATE STREET GLOBAL ADVISORS, INC.	Purchase	44.25	Ordinary	6,362	6,362
08-Jun-2023	STATE STREET GLOBAL ADVISORS, INC.	Sale	44.13	Ordinary	(10,199)	(10,199)
08-Jun-2023	STATE STREET GLOBAL ADVISORS, INC.	In specie application	n/a	Ordinary	327	327
09-Jun-2023	STATE STREET GLOBAL ADVISORS, INC.	Purchase	44.53	Ordinary	614	614
09-Jun-2023	STATE STREET GLOBAL ADVISORS, INC.	Sale	23.80	Ordinary	(523)	(523)
09-Jun-2023	STATE STREET GLOBAL ADVISORS, INC.	Sale	44.55	Ordinary	(2,402)	(2,402)
09-Jun-2023	STATE STREET GLOBAL ADVISORS, INC.	Sale	44.71	Ordinary	(1,504)	(1,504)
09-Jun-2023	STATE STREET GLOBAL ADVISORS, INC.	Sale	44.72	Ordinary	(939)	(939)
13-Jun-2023	STATE STREET GLOBAL ADVISORS, INC.	Purchase	44.08	Ordinary	10,710	10,710
13-Jun-2023	STATE STREET GLOBAL ADVISORS, INC.	Purchase	44.29	Ordinary	73,676	73,676
13-Jun-2023	STATE STREET GLOBAL ADVISORS, INC.	Sale	44.29	Ordinary	(6,137)	(6,137)
13-Jun-2023	STATE STREET GLOBAL ADVISORS, INC.	Sale	44.29	Ordinary	(73,676)	(73,676)
14-Jun-2023	STATE STREET GLOBAL ADVISORS, INC.	Purchase	45.35	Ordinary	10,122	10,122
14-Jun-2023	STATE STREET GLOBAL ADVISORS, INC.	Purchase	45.90	Ordinary	6,050	6,050
14-Jun-2023	STATE STREET GLOBAL ADVISORS, INC.	Sale	45.35	Ordinary	(16,779)	(16,779)
14-Jun-2023	STATE STREET GLOBAL ADVISORS, INC.	Sale	45.66	Ordinary	(9,942)	(9,942)
14-Jun-2023	STATE STREET GLOBAL ADVISORS, INC.	Sale	45.83	Ordinary	(556)	(556)
14-Jun-2023	STATE STREET GLOBAL ADVISORS, INC.	Sale	45.83	Ordinary	(4,262)	(4,262)
14-Jun-2023	STATE STREET GLOBAL ADVISORS, INC.	Sale	45.90	Ordinary	(1,887)	(1,887)
14-Jun-2023	STATE STREET GLOBAL ADVISORS, INC.	Sale	45.90	Ordinary	(6,050)	(6,050)
14-Jun-2023	STATE STREET GLOBAL ADVISORS, INC.	In specie application	n/a	Ordinary	42,797	42,797
15-Jun-2023	STATE STREET GLOBAL ADVISORS, INC.	Sale	46.25	Ordinary	(36,555)	(36,555)
16-Jun-2023	STATE STREET GLOBAL ADVISORS, INC.	Purchase	46.61	Ordinary	8,733	8,733
16-Jun-2023	STATE STREET GLOBAL ADVISORS, INC.	Sale	46.42	Ordinary	(255,725)	(255,725)
16-Jun-2023	STATE STREET GLOBAL ADVISORS, INC.	Sale	46.42	Ordinary	(5,628)	(5,628)
16-Jun-2023	STATE STREET GLOBAL ADVISORS, INC.	Sale	46.45	Ordinary	(15,106)	(15,106)
16-Jun-2023	STATE STREET GLOBAL ADVISORS, INC.	Sale	46.61	Ordinary	(493)	(493)
20-Jun-2023	STATE STREET GLOBAL ADVISORS, INC.	Sale	46.20	Ordinary	(348)	(348)
20-Jun-2023	STATE STREET GLOBAL ADVISORS, INC.	Sale	46.72	Ordinary	(3,079)	(3,079)
20-Jun-2023	STATE STREET GLOBAL ADVISORS, INC.	In specie application	n/a	Ordinary	627	627
21-Jun-2023	STATE STREET GLOBAL ADVISORS, INC.	Purchase	45.90	Ordinary	4,718	4,718
21-Jun-2023	STATE STREET GLOBAL ADVISORS, INC.	Purchase	46.22	Ordinary	2,378	2,378
21-Jun-2023	STATE STREET GLOBAL ADVISORS, INC.	Sale	46.22	Ordinary	(1,598)	(1,598)
21-Jun-2023	STATE STREET GLOBAL ADVISORS, INC.	In specie application	n/a	Ordinary	22,350	22,350
23-Jun-2023	STATE STREET GLOBAL ADVISORS, INC.	Purchase	45.01	Ordinary	4,035	4,035
23-Jun-2023	STATE STREET GLOBAL ADVISORS, INC.	Sale	44.60	Ordinary	(5,110)	(5,110)
23-Jun-2023	STATE STREET GLOBAL ADVISORS, INC.	Sale	45.01	Ordinary	(7,342)	(7,342)
26-Jun-2023	STATE STREET GLOBAL ADVISORS, INC.	Purchase	44.45	Ordinary	3,002	3,002
26-Jun-2023	STATE STREET GLOBAL ADVISORS, INC.	Purchase	44.54	Ordinary	81	81
26-Jun-2023	STATE STREET GLOBAL ADVISORS, INC.	Sale	44.45	Ordinary	(3,434)	(3,434)
27-Jun-2023	STATE STREET GLOBAL ADVISORS, INC.	Purchase	44.68	Ordinary	8,401	8,401
27-Jun-2023	STATE STREET GLOBAL ADVISORS, INC.	Purchase	45.11	Ordinary	25,083	25,083
27-Jun-2023	STATE STREET GLOBAL ADVISORS, INC.	Sale	45.11	Ordinary	(25,083)	(25,083)
28-Jun-2023	STATE STREET GLOBAL ADVISORS, INC.	Purchase	45.10	Ordinary	605	605
29-Jun-2023	STATE STREET GLOBAL ADVISORS, INC.	Purchase	45.17	Ordinary	51	51
29-Jun-2023	STATE STREET GLOBAL ADVISORS, INC.	Sale	44.95	Ordinary	(56,078)	(56,078)
30-Jun-2023	STATE STREET GLOBAL ADVISORS, INC.	Purchase	44.99	Ordinary	19,357	19,357
30-Jun-2023	STATE STREET GLOBAL ADVISORS, INC.	Purchase	44.99	Ordinary	93,462	93,462
30-Jun-2023	STATE STREET GLOBAL ADVISORS, INC.	Purchase	44.99	Ordinary	7,737	7,737
30-Jun-2023	STATE STREET GLOBAL ADVISORS, INC.	Purchase	45.03	Ordinary	17,203	17,203
30-Jun-2023	STATE STREET GLOBAL ADVISORS, INC.	Purchase	45.20	Ordinary	23,555	23,555
30-Jun-2023	STATE STREET GLOBAL ADVISORS, INC.	Sale	44.99	Ordinary	(14,328)	(14,328)
30-Jun-2023	STATE STREET GLOBAL ADVISORS, INC.	Sale	44.99	Ordinary	(93,462)	(93,462)
30-Jun-2023	STATE STREET GLOBAL ADVISORS, INC.	Sale	44.99	Ordinary	(7,737)	(7,737)
30-Jun-2023	STATE STREET GLOBAL ADVISORS, INC.	Sale	45.20	Ordinary	(8,931)	(8,931)
30-Jun-2023	STATE STREET GLOBAL ADVISORS, INC.	In specie application	n/a	Ordinary	65,865	65,865
03-Jul-2023	STATE STREET GLOBAL ADVISORS, INC.	Purchase	44.78	Ordinary	1,609	1,609
03-Jul-2023	STATE STREET GLOBAL ADVISORS, INC.	Purchase	45.26	Ordinary	377	377
03-Jul-2023	STATE STREET GLOBAL ADVISORS, INC.	In specie application	n/a	Ordinary	371	371
03-Jul-2023	STATE STREET GLOBAL ADVISORS, INC.	In specie redemption	n/a	Ordinary	(83,767)	(83,767)
04-Jul-2023	STATE STREET GLOBAL ADVISORS, INC.	Purchase	45.40	Ordinary	7,368	7,368
05-Jul-2023	STATE STREET GLOBAL ADVISORS, INC.	Purchase	45.01	Ordinary	15,133	15,133
05-Jul-2023	STATE STREET GLOBAL ADVISORS, INC.	Sale	45.01	Ordinary	(1,485)	(1,485)
05-Jul-2023	STATE STREET GLOBAL ADVISORS, INC.	Sale	45.01	Ordinary	(550)	(550)
05-Jul-2023	STATE STREET GLOBAL ADVISORS, INC.	In specie application	n/a	Ordinary	72,988	72,988
06-Jul-2023	STATE STREET GLOBAL ADVISORS, INC.	Purchase	44.50	Ordinary	369	369
06-Jul-2023	STATE STREET GLOBAL ADVISORS, INC.	In specie application	n/a	Ordinary	15,105	15,105
07-Jul-2023	STATE STREET GLOBAL ADVISORS, INC.	Purchase	43.11	Ordinary	8,767	8,767
07-Jul-2023	STATE STREET GLOBAL ADVISORS, INC.	Sale	43.21	Ordinary	(641)	(641)
07-Jul-2023	STATE STREET GLOBAL ADVISORS, INC.	In specie application	n/a	Ordinary	3,438	3,438
10-Jul-2023	STATE STREET GLOBAL ADVISORS, INC.	Purchase	43.32	Ordinary	2,722	2,722
10-Jul-2023	STATE STREET GLOBAL ADVISORS, INC.	Sale	42.72	Ordinary	(563)	(563)
10-Jul-2023	STATE STREET GLOBAL ADVISORS, INC.	In specie application	n/a	Ordinary	29,880	29,880
11-Jul-2023	STATE STREET GLOBAL ADVISORS, INC.	Purchase	43.20	Ordinary	9,517	9,517
11-Jul-2023	STATE STREET GLOBAL ADVISORS, INC.	Purchase	43.32	Ordinary	56,671	56,671
11-Jul-2023	STATE STREET GLOBAL ADVISORS, INC.	Sale	43.20	Ordinary	(16,771)	(16,771)
12-Jul-2023	STATE STREET GLOBAL ADVISORS, INC.	Purchase	44.07	Ordinary	566	566
12-Jul-2023	STATE STREET GLOBAL ADVISORS, INC.	Sale	44.05	Ordinary	(12,413)	(12,413)
12-Jul-2023	STATE STREET GLOBAL ADVISORS, INC.	In specie application	n/a	Ordinary	3,441	3,441
14-Jul-2023	STATE STREET GLOBAL ADVISORS, INC.	Purchase	45.42	Ordinary	9,424	9,424
14-Jul-2023	STATE STREET GLOBAL ADVISORS, INC.	Purchase	45.52	Ordinary	8,700	8,700
14-Jul-2023	STATE STREET GLOBAL ADVISORS, INC.	Sale	45.52	Ordinary	(12,317)	(12,317)
17-Jul-2023	STATE STREET GLOBAL ADVISORS, INC.	Purchase	45.26	Ordinary	29,264	29,264
17-Jul-2023	STATE STREET GLOBAL ADVISORS, INC.	Purchase	45.26	Ordinary	1,159	1,159
17-Jul-2023	STATE STREET GLOBAL ADVISORS, INC.	Purchase	45.40	Ordinary	2,587	2,587
17-Jul-2023	STATE STREET GLOBAL ADVISORS, INC.	Sale	45.26	Ordinary	(29,264)	(29,264)
17-Jul-2023	STATE STREET GLOBAL ADVISORS, INC.	Sale	45.26	Ordinary	(11,071)	(11,071)
17-Jul-2023	STATE STREET GLOBAL ADVISORS, INC.	Sale	45.40	Ordinary	(424)	(424)
18-Jul-2023	STATE STREET GLOBAL ADVISORS, INC.	Purchase	44.61	Ordinary	18,193	18,193
18-Jul-2023	STATE STREET GLOBAL ADVISORS, INC.	Purchase	44.83	Ordinary	36,639	36,639
18-Jul-2023	STATE STREET GLOBAL ADVISORS, INC.	Sale	44.82	Ordinary	(36,639)	(36,639)
18-Jul-2023	STATE STREET GLOBAL ADVISORS, INC.	In specie application	n/a	Ordinary	36,608	36,608
19-Jul-2023	STATE STREET GLOBAL ADVISORS, INC.	Purchase	44.67	Ordinary	2,402	2,402
19-Jul-2023	STATE STREET GLOBAL ADVISORS, INC.	Sale	44.67	Ordinary	(2,402)	(2,402)
19-Jul-2023	STATE STREET GLOBAL ADVISORS, INC.	Sale	44.71	Ordinary	(10,322)	(10,322)
19-Jul-2023	STATE STREET GLOBAL ADVISORS, INC.	Sale	45.01	Ordinary	(367)	(367)
20-Jul-2023	STATE STREET GLOBAL ADVISORS, INC.	Purchase	44.62	Ordinary	10,590	10,590
20-Jul-2023	STATE STREET GLOBAL ADVISORS, INC.	Sale	44.62	Ordinary	(2,637)	(2,637)
20-Jul-2023	STATE STREET GLOBAL ADVISORS, INC.	Sale	44.98	Ordinary	(930)	(930)
21-Jul-2023	STATE STREET GLOBAL ADVISORS, INC.	Purchase	45.02	Ordinary	1,426	1,426
21-Jul-2023	STATE STREET GLOBAL ADVISORS, INC.	In specie application	n/a	Ordinary	763	763
24-Jul-2023	STATE STREET GLOBAL ADVISORS, INC.	Purchase	45.60	Ordinary	19,711	19,711
24-Jul-2023	STATE STREET GLOBAL ADVISORS, INC.	Sale	44.34	Ordinary	(19,711)	(19,711)
24-Jul-2023	STATE STREET GLOBAL ADVISORS, INC.	Sale	45.08	Ordinary	(8,489)	(8,489)
24-Jul-2023	STATE STREET GLOBAL ADVISORS, INC.	In specie application	n/a	Ordinary	629	629
25-Jul-2023	STATE STREET GLOBAL ADVISORS, INC.	Purchase	45.82	Ordinary	16,416	16,416
25-Jul-2023	STATE STREET GLOBAL ADVISORS, INC.	Sale	45.82	Ordinary	(18,096)	(18,096)
25-Jul-2023	STATE STREET GLOBAL ADVISORS, INC.	In specie application	n/a	Ordinary	45,760	45,760
26-Jul-2023	STATE STREET GLOBAL ADVISORS, INC.	Purchase	46.88	Ordinary	5,422	5,422
26-Jul-2023	STATE STREET GLOBAL ADVISORS, INC.	Purchase	46.94	Ordinary	2,390	2,390
26-Jul-2023	STATE STREET GLOBAL ADVISORS, INC.	Purchase	47.03	Ordinary	12,252	12,252
26-Jul-2023	STATE STREET GLOBAL ADVISORS, INC.	Sale	46.88	Ordinary	(1,664)	(1,664)
26-Jul-2023	STATE STREET GLOBAL ADVISORS, INC.	Sale	46.88	Ordinary	(5,422)	(5,422)
26-Jul-2023	STATE STREET GLOBAL ADVISORS, INC.	Sale	47.03	Ordinary	(614)	(614)
27-Jul-2023	STATE STREET GLOBAL ADVISORS, INC.	Purchase	46.23	Ordinary	68,413	68,413
27-Jul-2023	STATE STREET GLOBAL ADVISORS, INC.	Sale	46.18	Ordinary	(68,413)	(68,413)
27-Jul-2023	STATE STREET GLOBAL ADVISORS, INC.	Sale	46.18	Ordinary	(132,750)	(132,750)
28-Jul-2023	STATE STREET GLOBAL ADVISORS, INC.	Purchase	45.80	Ordinary	21,352	21,352
28-Jul-2023	STATE STREET GLOBAL ADVISORS, INC.	Sale	45.80	Ordinary	(21,352)	(21,352)
31-Jul-2023	STATE STREET GLOBAL ADVISORS, INC.	Purchase	45.86	Ordinary	4,228	4,228
31-Jul-2023	STATE STREET GLOBAL ADVISORS, INC.	Purchase	46.01	Ordinary	78,590	78,590
31-Jul-2023	STATE STREET GLOBAL ADVISORS, INC.	Purchase	46.01	Ordinary	13,675	13,675
31-Jul-2023	STATE STREET GLOBAL ADVISORS, INC.	Purchase	46.01	Ordinary	3,658	3,658
31-Jul-2023	STATE STREET GLOBAL ADVISORS, INC.	Sale	46.01	Ordinary	(78,590)	(78,590)
31-Jul-2023	STATE STREET GLOBAL ADVISORS, INC.	Sale	46.01	Ordinary	(13,675)	(13,675)
31-Jul-2023	STATE STREET GLOBAL ADVISORS, INC.	Sale	46.01	Ordinary	(7,651)	(7,651)
01-Aug-2023	STATE STREET GLOBAL ADVISORS, INC.	Purchase	46.01	Ordinary	2,389	2,389
01-Aug-2023	STATE STREET GLOBAL ADVISORS, INC.	Purchase	46.41	Ordinary	2,000	2,000
01-Aug-2023	STATE STREET GLOBAL ADVISORS, INC.	Sale	46.37	Ordinary	(4,135)	(4,135)
02-Aug-2023	STATE STREET GLOBAL ADVISORS, INC.	Purchase	46.06	Ordinary	2,917	2,917
02-Aug-2023	STATE STREET GLOBAL ADVISORS, INC.	Sale	45.85	Ordinary	(4,814)	(4,814)
02-Aug-2023	STATE STREET GLOBAL ADVISORS, INC.	Sale	46.02	Ordinary	(32,654)	(32,654)
03-Aug-2023	STATE STREET GLOBAL ADVISORS, INC.	In specie redemption	n/a	Ordinary	(11,585)	(11,585)
04-Aug-2023	STATE STREET GLOBAL ADVISORS, INC.	Purchase	45.80	Ordinary	30,126	30,126
04-Aug-2023	STATE STREET GLOBAL ADVISORS, INC.	Purchase	45.80	Ordinary	4,768	4,768
04-Aug-2023	STATE STREET GLOBAL ADVISORS, INC.	Purchase	45.86	Ordinary	2,406	2,406
04-Aug-2023	STATE STREET GLOBAL ADVISORS, INC.	Sale	45.80	Ordinary	(3,672)	(3,672)
07-Aug-2023	STATE STREET GLOBAL ADVISORS, INC.	Purchase	45.57	Ordinary	3,078	3,078
07-Aug-2023	STATE STREET GLOBAL ADVISORS, INC.	Sale	45.57	Ordinary	(3,078)	(3,078)
07-Aug-2023	STATE STREET GLOBAL ADVISORS, INC.	Sale	45.60	Ordinary	(166,948)	(166,948)
08-Aug-2023	STATE STREET GLOBAL ADVISORS, INC.	Purchase	45.32	Ordinary	1,863	1,863
08-Aug-2023	STATE STREET GLOBAL ADVISORS, INC.	Purchase	45.78	Ordinary	13,444	13,444
08-Aug-2023	STATE STREET GLOBAL ADVISORS, INC.	Sale	45.32	Ordinary	(18,519)	(18,519)
08-Aug-2023	STATE STREET GLOBAL ADVISORS, INC.	In specie application	n/a	Ordinary	9,152	9,152

09-Aug-2023	STATE STREET GLOBAL ADVISORS, INC.	Sale	23.38	Ordinary	(103)	(103)
09-Aug-2023	STATE STREET GLOBAL ADVISORS, INC.	Sale	45.50	Ordinary	(37,498)	(37,498)
09-Aug-2023	STATE STREET GLOBAL ADVISORS, INC.	Sale	45.51	Ordinary	(5,036)	(5,036)
09-Aug-2023	STATE STREET GLOBAL ADVISORS, INC.	In specie redemption	n/a	Ordinary	(6,800)	(6,800)
10-Aug-2023	STATE STREET GLOBAL ADVISORS, INC.	Purchase	45.46	Ordinary	18,468	18,468
10-Aug-2023	STATE STREET GLOBAL ADVISORS, INC.	Purchase	45.78	Ordinary	1,174	1,174
10-Aug-2023	STATE STREET GLOBAL ADVISORS, INC.	Sale	45.78	Ordinary	(6,107)	(6,107)
10-Aug-2023	STATE STREET GLOBAL ADVISORS, INC.	In specie application	n/a	Ordinary	629	629
10-Aug-2023	STATE STREET GLOBAL ADVISORS, INC.	In specie redemption	n/a	Ordinary	(57,081)	(57,081)
11-Aug-2023	STATE STREET GLOBAL ADVISORS, INC.	Purchase	45.68	Ordinary	10,146	10,146
11-Aug-2023	STATE STREET GLOBAL ADVISORS, INC.	Sale	45.73	Ordinary	(5,338)	(5,338)
11-Aug-2023	STATE STREET GLOBAL ADVISORS, INC.	In specie application	n/a	Ordinary	17,928	17,928
11-Aug-2023	STATE STREET GLOBAL ADVISORS, INC.	In specie redemption	n/a	Ordinary	(11,585)	(11,585)
14-Aug-2023	STATE STREET GLOBAL ADVISORS, INC.	Sale	44.75	Ordinary	(2,453)	(2,453)
16-Aug-2023	STATE STREET GLOBAL ADVISORS, INC.	Sale	43.11	Ordinary	(15,532)	(15,532)
16-Aug-2023	STATE STREET GLOBAL ADVISORS, INC.	Sale	43.36	Ordinary	(1,024)	(1,024)
16-Aug-2023	STATE STREET GLOBAL ADVISORS, INC.	Sale	43.36	Ordinary	(62,613)	(62,613)
16-Aug-2023	STATE STREET GLOBAL ADVISORS, INC.	Sale	43.78	Ordinary	(12,656)	(12,656)
16-Aug-2023	STATE STREET GLOBAL ADVISORS, INC.	In specie application	n/a	Ordinary	630	630
17-Aug-2023	STATE STREET GLOBAL ADVISORS, INC.	Purchase	43.01	Ordinary	3,712	3,712
17-Aug-2023	STATE STREET GLOBAL ADVISORS, INC.	Purchase	43.06	Ordinary	3,216	3,216
17-Aug-2023	STATE STREET GLOBAL ADVISORS, INC.	Purchase	43.11	Ordinary	7,974	7,974
17-Aug-2023	STATE STREET GLOBAL ADVISORS, INC.	Purchase	43.23	Ordinary	2,231	2,231
17-Aug-2023	STATE STREET GLOBAL ADVISORS, INC.	Purchase	43.35	Ordinary	22,056	22,056
17-Aug-2023	STATE STREET GLOBAL ADVISORS, INC.	Sale	43.15	Ordinary	(5,630)	(5,630)
18-Aug-2023	STATE STREET GLOBAL ADVISORS, INC.	Purchase	43.60	Ordinary	6,293	6,293
18-Aug-2023	STATE STREET GLOBAL ADVISORS, INC.	In specie application	n/a	Ordinary	29,063	29,063
18-Aug-2023	STATE STREET GLOBAL ADVISORS, INC.	In specie redemption	n/a	Ordinary	(4,968)	(4,968)
21-Aug-2023	STATE STREET GLOBAL ADVISORS, INC.	Purchase	43.52	Ordinary	19,025	19,025
21-Aug-2023	STATE STREET GLOBAL ADVISORS, INC.	Purchase	43.52	Ordinary	(5,504)	(5,504)
21-Aug-2023	STATE STREET GLOBAL ADVISORS, INC.	Sale	43.52	Ordinary	(19,025)	(19,025)
21-Aug-2023	STATE STREET GLOBAL ADVISORS, INC.	Sale	43.60	Ordinary	(3,748)	(3,748)
21-Aug-2023	STATE STREET GLOBAL ADVISORS, INC.	In specie application	n/a	Ordinary	218	218
21-Aug-2023	STATE STREET GLOBAL ADVISORS, INC.	In specie redemption	n/a	Ordinary	(8,280)	(8,280)
22-Aug-2023	STATE STREET GLOBAL ADVISORS, INC.	Purchase	42.70	Ordinary	1,512	1,512
22-Aug-2023	STATE STREET GLOBAL ADVISORS, INC.	Sale	42.70	Ordinary	(710)	(710)
22-Aug-2023	STATE STREET GLOBAL ADVISORS, INC.	Sale	43.21	Ordinary	(782)	(782)
22-Aug-2023	STATE STREET GLOBAL ADVISORS, INC.	In specie application	n/a	Ordinary	14,153	14,153
23-Aug-2023	STATE STREET GLOBAL ADVISORS, INC.	Sale	43.00	Ordinary	(4,679)	(4,679)
23-Aug-2023	STATE STREET GLOBAL ADVISORS, INC.	Sale	43.89	Ordinary	(18,386)	(18,386)
23-Aug-2023	STATE STREET GLOBAL ADVISORS, INC.	Sale	44.03	Ordinary	(17,753)	(17,753)
23-Aug-2023	STATE STREET GLOBAL ADVISORS, INC.	In specie application	n/a	Ordinary	9,406	9,406
24-Aug-2023	STATE STREET GLOBAL ADVISORS, INC.	Sale	43.78	Ordinary	(16,550)	(16,550)
28-Aug-2023	STATE STREET GLOBAL ADVISORS, INC.	Sale	43.55	Ordinary	(2,169)	(2,169)
28-Aug-2023	STATE STREET GLOBAL ADVISORS, INC.	Write-down or Basis Adjustment	40.93	Ordinary	-	-
29-Aug-2023	STATE STREET GLOBAL ADVISORS, INC.	Purchase	43.64	Ordinary	10,933	10,933
29-Aug-2023	STATE STREET GLOBAL ADVISORS, INC.	Sale	44.09	Ordinary	(1,500)	(1,500)
29-Aug-2023	STATE STREET GLOBAL ADVISORS, INC.	In specie application	n/a	Ordinary	31,374	31,374
30-Aug-2023	STATE STREET GLOBAL ADVISORS, INC.	In specie application	n/a	Ordinary	17,204	17,204
31-Aug-2023	STATE STREET GLOBAL ADVISORS, INC.	Purchase	44.79	Ordinary	1,834	1,834
31-Aug-2023	STATE STREET GLOBAL ADVISORS, INC.	Purchase	44.79	Ordinary	57,254	57,254
31-Aug-2023	STATE STREET GLOBAL ADVISORS, INC.	Purchase	44.79	Ordinary	681	681
31-Aug-2023	STATE STREET GLOBAL ADVISORS, INC.	Purchase	44.85	Ordinary	476,872	476,872
31-Aug-2023	STATE STREET GLOBAL ADVISORS, INC.	Sale	44.79	Ordinary	(23,803)	(23,803)
31-Aug-2023	STATE STREET GLOBAL ADVISORS, INC.	Sale	44.79	Ordinary	(55)	(55)
31-Aug-2023	STATE STREET GLOBAL ADVISORS, INC.	Sale	44.79	Ordinary	(1,477)	(1,477)
31-Aug-2023	STATE STREET GLOBAL ADVISORS, INC.	Sale	44.85	Ordinary	(9,125)	(9,125)
31-Aug-2023	STATE STREET GLOBAL ADVISORS, INC.	Sale	44.85	Ordinary	(173,389)	(173,389)
04-Sep-2023	STATE STREET GLOBAL ADVISORS, INC.	Purchase	45.32	Ordinary	8,690	8,690
07-Sep-2023	STATE STREET GLOBAL ADVISORS, INC.	Purchase	44.79	Ordinary	6,805	6,805
07-Sep-2023	STATE STREET GLOBAL ADVISORS, INC.	Purchase	44.40	Ordinary	23,112	23,112
07-Sep-2023	STATE STREET GLOBAL ADVISORS, INC.	Sale	43.71	Ordinary	(22,079)	(22,079)
07-Sep-2023	STATE STREET GLOBAL ADVISORS, INC.	In specie application	n/a	Ordinary	5,304	5,304
08-Sep-2023	STATE STREET GLOBAL ADVISORS, INC.	Purchase	43.19	Ordinary	6,628	6,628
08-Sep-2023	STATE STREET GLOBAL ADVISORS, INC.	Purchase	43.19	Ordinary	1,744	1,744
08-Sep-2023	STATE STREET GLOBAL ADVISORS, INC.	Purchase	43.29	Ordinary	9,073	9,073
08-Sep-2023	STATE STREET GLOBAL ADVISORS, INC.	Sale	43.19	Ordinary	(6,628)	(6,628)
08-Sep-2023	STATE STREET GLOBAL ADVISORS, INC.	Sale	43.19	Ordinary	(1,477)	(1,477)
08-Sep-2023	STATE STREET GLOBAL ADVISORS, INC.	Sale	43.43	Ordinary	(5,930)	(5,930)
12-Sep-2023	STATE STREET GLOBAL ADVISORS, INC.	Purchase	44.19	Ordinary	4,659	4,659
12-Sep-2023	STATE STREET GLOBAL ADVISORS, INC.	Purchase	44.19	Ordinary	5,658	5,658
12-Sep-2023	STATE STREET GLOBAL ADVISORS, INC.	Purchase	44.20	Ordinary	1,269	1,269
12-Sep-2023	STATE STREET GLOBAL ADVISORS, INC.	Purchase	44.20	Ordinary	513	513
12-Sep-2023	STATE STREET GLOBAL ADVISORS, INC.	Purchase	44.21	Ordinary	18,267	18,267
12-Sep-2023	STATE STREET GLOBAL ADVISORS, INC.	Sale	22.66	Ordinary	(86)	(86)
12-Sep-2023	STATE STREET GLOBAL ADVISORS, INC.	Sale	44.19	Ordinary	(4,659)	(4,659)
12-Sep-2023	STATE STREET GLOBAL ADVISORS, INC.	Sale	44.19	Ordinary	(23,790)	(23,790)
12-Sep-2023	STATE STREET GLOBAL ADVISORS, INC.	In specie redemption	n/a	Ordinary	(17,160)	(17,160)
13-Sep-2023	STATE STREET GLOBAL ADVISORS, INC.	Sale	43.83	Ordinary	(623)	(623)
13-Sep-2023	STATE STREET GLOBAL ADVISORS, INC.	Sale	43.81	Ordinary	(1,083)	(1,083)
13-Sep-2023	STATE STREET GLOBAL ADVISORS, INC.	Sale	43.86	Ordinary	(974)	(974)
14-Sep-2023	STATE STREET GLOBAL ADVISORS, INC.	Purchase	43.56	Ordinary	1,578	1,578
14-Sep-2023	STATE STREET GLOBAL ADVISORS, INC.	Sale	43.56	Ordinary	(1,972)	(1,972)
14-Sep-2023	STATE STREET GLOBAL ADVISORS, INC.	Sale	44.14	Ordinary	(70,865)	(70,865)
14-Sep-2023	STATE STREET GLOBAL ADVISORS, INC.	In specie application	n/a	Ordinary	12,315	12,315
15-Sep-2023	STATE STREET GLOBAL ADVISORS, INC.	Purchase	45.30	Ordinary	845	845
15-Sep-2023	STATE STREET GLOBAL ADVISORS, INC.	Purchase	45.68	Ordinary	279,065	279,065
15-Sep-2023	STATE STREET GLOBAL ADVISORS, INC.	Sale	45.68	Ordinary	(11,187)	(11,187)
18-Sep-2023	STATE STREET GLOBAL ADVISORS, INC.	Purchase	45.67	Ordinary	272	272
18-Sep-2023	STATE STREET GLOBAL ADVISORS, INC.	Purchase	45.67	Ordinary	38,250	38,250
19-Sep-2023	STATE STREET GLOBAL ADVISORS, INC.	Purchase	45.41	Ordinary	372	372
19-Sep-2023	STATE STREET GLOBAL ADVISORS, INC.	Sale	45.10	Ordinary	(232,605)	(232,605)
19-Sep-2023	STATE STREET GLOBAL ADVISORS, INC.	Sale	45.41	Ordinary	(1,067)	(1,067)
19-Sep-2023	STATE STREET GLOBAL ADVISORS, INC.	In specie application	n/a	Ordinary	7,392	7,392
20-Sep-2023	STATE STREET GLOBAL ADVISORS, INC.	Purchase	44.64	Ordinary	20,790	20,790
20-Sep-2023	STATE STREET GLOBAL ADVISORS, INC.	Purchase	44.78	Ordinary	5,648	5,648
20-Sep-2023	STATE STREET GLOBAL ADVISORS, INC.	Sale	44.29	Ordinary	(21,810)	(21,810)
20-Sep-2023	STATE STREET GLOBAL ADVISORS, INC.	In specie application	n/a	Ordinary	15,597	15,597
21-Sep-2023	STATE STREET GLOBAL ADVISORS, INC.	Purchase	44.10	Ordinary	9,167	9,167
21-Sep-2023	STATE STREET GLOBAL ADVISORS, INC.	Purchase	44.20	Ordinary	7,634	7,634
21-Sep-2023	STATE STREET GLOBAL ADVISORS, INC.	Sale	44.09	Ordinary	(22,896)	(22,896)
21-Sep-2023	STATE STREET GLOBAL ADVISORS, INC.	Sale	44.10	Ordinary	(4,533)	(4,533)
21-Sep-2023	STATE STREET GLOBAL ADVISORS, INC.	Sale	44.25	Ordinary	(1,300)	(1,300)
22-Sep-2023	STATE STREET GLOBAL ADVISORS, INC.	Purchase	44.34	Ordinary	15,625	15,625
22-Sep-2023	STATE STREET GLOBAL ADVISORS, INC.	Sale	44.34	Ordinary	(14,916)	(14,916)
22-Sep-2023	STATE STREET GLOBAL ADVISORS, INC.	In specie application	n/a	Ordinary	14,312	14,312
25-Sep-2023	STATE STREET GLOBAL ADVISORS, INC.	Purchase	44.13	Ordinary	25,640	25,640
25-Sep-2023	STATE STREET GLOBAL ADVISORS, INC.	Purchase	44.15	Ordinary	2,785	2,785
25-Sep-2023	STATE STREET GLOBAL ADVISORS, INC.	Purchase	44.20	Ordinary	3,000	3,000
25-Sep-2023	STATE STREET GLOBAL ADVISORS, INC.	Sale	44.13	Ordinary	(986)	(986)
25-Sep-2023	STATE STREET GLOBAL ADVISORS, INC.	Sale	44.13	Ordinary	(169,284)	(169,284)
25-Sep-2023	STATE STREET GLOBAL ADVISORS, INC.	Sale	44.15	Ordinary	(2,785)	(2,785)
25-Sep-2023	STATE STREET GLOBAL ADVISORS, INC.	Sale	44.20	Ordinary	(744)	(744)
26-Sep-2023	STATE STREET GLOBAL ADVISORS, INC.	Purchase	43.60	Ordinary	1,955	1,955
26-Sep-2023	STATE STREET GLOBAL ADVISORS, INC.	Sale	43.30	Ordinary	(14,770)	(14,770)
26-Sep-2023	STATE STREET GLOBAL ADVISORS, INC.	Sale	43.00	Ordinary	(4,634)	(4,634)
27-Sep-2023	STATE STREET GLOBAL ADVISORS, INC.	Purchase	43.28	Ordinary	5,801	5,801
27-Sep-2023	STATE STREET GLOBAL ADVISORS, INC.	Purchase	43.49	Ordinary	166,169	166,169
27-Sep-2023	STATE STREET GLOBAL ADVISORS, INC.	Purchase	43.49	Ordinary	20,747	20,747
27-Sep-2023	STATE STREET GLOBAL ADVISORS, INC.	Sale	43.49	Ordinary	(3,633)	(3,633)
27-Sep-2023	STATE STREET GLOBAL ADVISORS, INC.	Sale	43.49	Ordinary	(20,747)	(20,747)
27-Sep-2023	STATE STREET GLOBAL ADVISORS, INC.	In specie redemption	n/a	Ordinary	(8,280)	(8,280)
28-Sep-2023	STATE STREET GLOBAL ADVISORS, INC.	Purchase	43.53	Ordinary	2,066	2,066
28-Sep-2023	STATE STREET GLOBAL ADVISORS, INC.	In specie application	n/a	Ordinary	108,460	108,460
29-Sep-2023	STATE STREET GLOBAL ADVISORS, INC.	Purchase	44.25	Ordinary	37,268	37,268
29-Sep-2023	STATE STREET GLOBAL ADVISORS, INC.	Purchase	44.25	Ordinary	893	893
29-Sep-2023	STATE STREET GLOBAL ADVISORS, INC.	Purchase	44.25	Ordinary	1,692	1,692
29-Sep-2023	STATE STREET GLOBAL ADVISORS, INC.	Purchase	44.25	Ordinary	8,581	8,581
29-Sep-2023	STATE STREET GLOBAL ADVISORS, INC.	Sale	44.25	Ordinary	(4,262)	(4,262)
29-Sep-2023	STATE STREET GLOBAL ADVISORS, INC.	Sale	44.25	Ordinary	(92,443)	(92,443)
29-Sep-2023	STATE STREET GLOBAL ADVISORS, INC.	Sale	44.25	Ordinary	(33,983)	(33,983)
29-Sep-2023	STATE STREET GLOBAL ADVISORS, INC.	In specie application	n/a	Ordinary	140,797	140,797
02-Oct-2023	STATE STREET GLOBAL ADVISORS, INC.	Purchase	44.25	Ordinary	2,205	2,205
02-Oct-2023	STATE STREET GLOBAL ADVISORS, INC.	Sale	43.29	Ordinary	(4,334)	(4,334)
02-Oct-2023	STATE STREET GLOBAL ADVISORS, INC.	In specie application	n/a	Ordinary	61,675	61,675
03-Oct-2023	STATE STREET GLOBAL ADVISORS, INC.	Purchase	43.82	Ordinary	18,844	18,844
03-Oct-2023	STATE STREET GLOBAL ADVISORS, INC.	Sale	43.84	Ordinary	(11,539)	(11,539)
04-Oct-2023	STATE STREET GLOBAL ADVISORS, INC.	Purchase	43.72	Ordinary	68,180	68,180
04-Oct-2023	STATE STREET GLOBAL ADVISORS, INC.	Sale	43.58	Ordinary	(7,827)	(7,827)
04-Oct-2023	STATE STREET GLOBAL ADVISORS, INC.	Sale	43.70	Ordinary	(1,969)	(1,969)
04-Oct-2023	STATE STREET GLOBAL ADVISORS, INC.	Sale	43.72	Ordinary	(56,917)	(56,917)
04-Oct-2023	STATE STREET GLOBAL ADVISORS, INC.	In specie application	n/a	Ordinary	9,868	9,868
04-Oct-2023	STATE STREET GLOBAL ADVISORS, INC.	In specie redemption	n/a	Ordinary	(5,612)	(5,612)
05-Oct-2023	STATE STREET GLOBAL ADVISORS, INC.	Purchase	43.43	Ordinary	3,625	3,625
05-Oct-2023	STATE STREET GLOBAL ADVISORS, INC.	Purchase	43.50	Ordinary	5,524	5,524



06-Oct-2023	STATE STREET GLOBAL ADVISORS, INC.	Purchase	43.69	Ordinary	2,816	
06-Oct-2023	STATE STREET GLOBAL ADVISORS, INC.	Sale	43.97	Ordinary	(12,405)	(12,405)
06-Oct-2023	STATE STREET GLOBAL ADVISORS, INC.	In specie application	n/a	Ordinary	39,520	39,520
09-Oct-2023	STATE STREET GLOBAL ADVISORS, INC.	In specie application	n/a	Ordinary	78,914	78,914
10-Oct-2023	STATE STREET GLOBAL ADVISORS, INC.	Purchase	43.98	Ordinary	182	182
10-Oct-2023	STATE STREET GLOBAL ADVISORS, INC.	Purchase	44.15	Ordinary	6,806	6,806
10-Oct-2023	STATE STREET GLOBAL ADVISORS, INC.	Purchase	44.15	Ordinary	4,042	4,042
10-Oct-2023	STATE STREET GLOBAL ADVISORS, INC.	Sale	44.15	Ordinary	(9,023)	(9,023)
10-Oct-2023	STATE STREET GLOBAL ADVISORS, INC.	In specie redemption	n/a	Ordinary	(9,954)	(9,954)
11-Oct-2023	STATE STREET GLOBAL ADVISORS, INC.	Purchase	44.73	Ordinary	4,029	4,029
11-Oct-2023	STATE STREET GLOBAL ADVISORS, INC.	Sale	44.73	Ordinary	(26,166)	(26,166)
12-Oct-2023	STATE STREET GLOBAL ADVISORS, INC.	Purchase	44.84	Ordinary	7,756	7,756
12-Oct-2023	STATE STREET GLOBAL ADVISORS, INC.	Purchase	44.89	Ordinary	15,797	15,797
12-Oct-2023	STATE STREET GLOBAL ADVISORS, INC.	Sale	44.84	Ordinary	(7,393)	(7,393)
12-Oct-2023	STATE STREET GLOBAL ADVISORS, INC.	Sale	44.89	Ordinary	(13,994)	(13,994)
12-Oct-2023	STATE STREET GLOBAL ADVISORS, INC.	In specie application	n/a	Ordinary	54,340	54,340
13-Oct-2023	STATE STREET GLOBAL ADVISORS, INC.	In specie application	n/a	Ordinary	9,880	9,880
16-Oct-2023	STATE STREET GLOBAL ADVISORS, INC.	Sale	45.07	Ordinary	(11,994)	(11,994)
16-Oct-2023	STATE STREET GLOBAL ADVISORS, INC.	Sale	45.18	Ordinary	(1,510)	(1,510)
17-Oct-2023	STATE STREET GLOBAL ADVISORS, INC.	Purchase	45.57	Ordinary	122	122
17-Oct-2023	STATE STREET GLOBAL ADVISORS, INC.	Purchase	45.60	Ordinary	2,113	2,113
17-Oct-2023	STATE STREET GLOBAL ADVISORS, INC.	Sale	23.79	Ordinary	(3,767)	(3,767)
17-Oct-2023	STATE STREET GLOBAL ADVISORS, INC.	Sale	n/a	Ordinary	(211)	(211)
17-Oct-2023	STATE STREET GLOBAL ADVISORS, INC.	Sale	45.60	Ordinary	(7,395)	(7,395)
18-Oct-2023	STATE STREET GLOBAL ADVISORS, INC.	Purchase	45.77	Ordinary	3,749	3,749
18-Oct-2023	STATE STREET GLOBAL ADVISORS, INC.	Purchase	45.80	Ordinary	142	142
18-Oct-2023	STATE STREET GLOBAL ADVISORS, INC.	Purchase	45.87	Ordinary	10,647	10,647
19-Oct-2023	STATE STREET GLOBAL ADVISORS, INC.	Purchase	45.13	Ordinary	3,341	3,341
19-Oct-2023	STATE STREET GLOBAL ADVISORS, INC.	Sale	45.18	Ordinary	(95)	(95)
19-Oct-2023	STATE STREET GLOBAL ADVISORS, INC.	Sale	45.23	Ordinary	(4,569)	(4,569)
19-Oct-2023	STATE STREET GLOBAL ADVISORS, INC.	In specie application	n/a	Ordinary	24,710	24,710
20-Oct-2023	STATE STREET GLOBAL ADVISORS, INC.	Purchase	44.43	Ordinary	20,713	20,713
20-Oct-2023	STATE STREET GLOBAL ADVISORS, INC.	Sale	44.43	Ordinary	(253)	(253)
23-Oct-2023	STATE STREET GLOBAL ADVISORS, INC.	Purchase	43.36	Ordinary	7,583	7,583
23-Oct-2023	STATE STREET GLOBAL ADVISORS, INC.	Purchase	43.36	Ordinary	9,502	9,502
23-Oct-2023	STATE STREET GLOBAL ADVISORS, INC.	Sale	43.36	Ordinary	(11,441)	(11,441)
23-Oct-2023	STATE STREET GLOBAL ADVISORS, INC.	Sale	43.36	Ordinary	(9,502)	(9,502)
23-Oct-2023	STATE STREET GLOBAL ADVISORS, INC.	In specie redemption	n/a	Ordinary	(4,974)	(4,974)
24-Oct-2023	STATE STREET GLOBAL ADVISORS, INC.	Purchase	43.59	Ordinary	12,275	12,275
24-Oct-2023	STATE STREET GLOBAL ADVISORS, INC.	Purchase	43.60	Ordinary	2,332	2,332
24-Oct-2023	STATE STREET GLOBAL ADVISORS, INC.	Sale	43.59	Ordinary	(27,096)	(27,096)
24-Oct-2023	STATE STREET GLOBAL ADVISORS, INC.	In specie application	n/a	Ordinary	679	679
24-Oct-2023	STATE STREET GLOBAL ADVISORS, INC.	In specie redemption	n/a	Ordinary	(213,805)	(213,805)
25-Oct-2023	STATE STREET GLOBAL ADVISORS, INC.	Purchase	44.72	Ordinary	355	355
25-Oct-2023	STATE STREET GLOBAL ADVISORS, INC.	Purchase	44.72	Ordinary	14,934	14,934
25-Oct-2023	STATE STREET GLOBAL ADVISORS, INC.	Sale	44.71	Ordinary	(237)	(237)
25-Oct-2023	STATE STREET GLOBAL ADVISORS, INC.	Sale	44.72	Ordinary	(14,934)	(14,934)
25-Oct-2023	STATE STREET GLOBAL ADVISORS, INC.	In specie application	n/a	Ordinary	9,884	9,884
26-Oct-2023	STATE STREET GLOBAL ADVISORS, INC.	Purchase	44.93	Ordinary	27,674	27,674
26-Oct-2023	STATE STREET GLOBAL ADVISORS, INC.	Sale	44.93	Ordinary	(7,376)	(7,376)
27-Oct-2023	STATE STREET GLOBAL ADVISORS, INC.	Purchase	44.89	Ordinary	22,634	22,634
27-Oct-2023	STATE STREET GLOBAL ADVISORS, INC.	Purchase	45.06	Ordinary	49,545	49,545
27-Oct-2023	STATE STREET GLOBAL ADVISORS, INC.	Sale	45.06	Ordinary	(49,545)	(49,545)
30-Oct-2023	STATE STREET GLOBAL ADVISORS, INC.	Purchase	45.27	Ordinary	1,897	1,897
30-Oct-2023	STATE STREET GLOBAL ADVISORS, INC.	Sale	45.11	Ordinary	(1,897)	(1,897)
30-Oct-2023	STATE STREET GLOBAL ADVISORS, INC.	Sale	45.50	Ordinary	(8,393)	(8,393)
31-Oct-2023	STATE STREET GLOBAL ADVISORS, INC.	Purchase	44.50	Ordinary	25,637	25,637
31-Oct-2023	STATE STREET GLOBAL ADVISORS, INC.	Purchase	45.40	Ordinary	7,825	7,825
31-Oct-2023	STATE STREET GLOBAL ADVISORS, INC.	Sale	44.48	Ordinary	(901)	(901)
31-Oct-2023	STATE STREET GLOBAL ADVISORS, INC.	Sale	45.49	Ordinary	(454)	(454)
31-Oct-2023	STATE STREET GLOBAL ADVISORS, INC.	Sale	44.50	Ordinary	(9,539)	(9,539)
31-Oct-2023	STATE STREET GLOBAL ADVISORS, INC.	In specie application	n/a	Ordinary	42,024	42,024
01-Nov-2023	STATE STREET GLOBAL ADVISORS, INC.	Purchase	44.70	Ordinary	618	618
01-Nov-2023	STATE STREET GLOBAL ADVISORS, INC.	In specie application	n/a	Ordinary	9,892	9,892
02-Nov-2023	STATE STREET GLOBAL ADVISORS, INC.	Purchase	45.38	Ordinary	233	233
02-Nov-2023	STATE STREET GLOBAL ADVISORS, INC.	Purchase	45.38	Ordinary	23,351	23,351
02-Nov-2023	STATE STREET GLOBAL ADVISORS, INC.	Sale	45.38	Ordinary	(23,351)	(23,351)
02-Nov-2023	STATE STREET GLOBAL ADVISORS, INC.	In specie application	n/a	Ordinary	54,406	54,406
03-Nov-2023	STATE STREET GLOBAL ADVISORS, INC.	Sale	45.50	Ordinary	(7,218)	(7,218)
06-Nov-2023	STATE STREET GLOBAL ADVISORS, INC.	Sale	45.32	Ordinary	(15,119)	(15,119)
06-Nov-2023	STATE STREET GLOBAL ADVISORS, INC.	Sale	45.44	Ordinary	(6,518)	(6,518)
07-Nov-2023	STATE STREET GLOBAL ADVISORS, INC.	Purchase	45.56	Ordinary	39,083	39,083
07-Nov-2023	STATE STREET GLOBAL ADVISORS, INC.	Purchase	45.58	Ordinary	5,749	5,749
08-Nov-2023	STATE STREET GLOBAL ADVISORS, INC.	Sale	44.70	Ordinary	(414)	(414)
09-Nov-2023	STATE STREET GLOBAL ADVISORS, INC.	Purchase	44.95	Ordinary	5,402	5,402
09-Nov-2023	STATE STREET GLOBAL ADVISORS, INC.	In specie application	n/a	Ordinary	371	371
10-Nov-2023	STATE STREET GLOBAL ADVISORS, INC.	Purchase	45.27	Ordinary	1,645	1,645
10-Nov-2023	STATE STREET GLOBAL ADVISORS, INC.	Purchase	45.29	Ordinary	4,117	4,117
10-Nov-2023	STATE STREET GLOBAL ADVISORS, INC.	In specie application	n/a	Ordinary	17,416	17,416
14-Nov-2023	STATE STREET GLOBAL ADVISORS, INC.	Purchase	46.02	Ordinary	22,315	22,315
14-Nov-2023	STATE STREET GLOBAL ADVISORS, INC.	In specie application	n/a	Ordinary	218	218
15-Nov-2023	STATE STREET GLOBAL ADVISORS, INC.	Sale	46.84	Ordinary	(7,319)	(7,319)
15-Nov-2023	STATE STREET GLOBAL ADVISORS, INC.	Sale	46.88	Ordinary	(293)	(293)
16-Nov-2023	STATE STREET GLOBAL ADVISORS, INC.	Purchase	46.56	Ordinary	1,398	1,398
16-Nov-2023	STATE STREET GLOBAL ADVISORS, INC.	In specie application	n/a	Ordinary	11,235	11,235
17-Nov-2023	STATE STREET GLOBAL ADVISORS, INC.	Purchase	46.55	Ordinary	2,336	2,336
17-Nov-2023	STATE STREET GLOBAL ADVISORS, INC.	Purchase	46.61	Ordinary	59,426	59,426
17-Nov-2023	STATE STREET GLOBAL ADVISORS, INC.	Purchase	46.61	Ordinary	4,282	4,282
17-Nov-2023	STATE STREET GLOBAL ADVISORS, INC.	Purchase	46.61	Ordinary	14,892	14,892
17-Nov-2023	STATE STREET GLOBAL ADVISORS, INC.	Sale	46.61	Ordinary	(9,130)	(9,130)
20-Nov-2023	STATE STREET GLOBAL ADVISORS, INC.	Purchase	46.60	Ordinary	102	102
20-Nov-2023	STATE STREET GLOBAL ADVISORS, INC.	Purchase	46.74	Ordinary	1,479	1,479
20-Nov-2023	STATE STREET GLOBAL ADVISORS, INC.	In specie redemption	n/a	Ordinary	(8,285)	(8,285)
21-Nov-2023	STATE STREET GLOBAL ADVISORS, INC.	Sale	47.40	Ordinary	(435)	(435)
21-Nov-2023	STATE STREET GLOBAL ADVISORS, INC.	In specie application	n/a	Ordinary	32,409	32,409
22-Nov-2023	STATE STREET GLOBAL ADVISORS, INC.	Purchase	47.72	Ordinary	619	619
22-Nov-2023	STATE STREET GLOBAL ADVISORS, INC.	Sale	47.84	Ordinary	(171)	(171)
22-Nov-2023	STATE STREET GLOBAL ADVISORS, INC.	In specie application	n/a	Ordinary	9,972	9,972
23-Nov-2023	STATE STREET GLOBAL ADVISORS, INC.	Sale	47.15	Ordinary	(24)	(24)
27-Nov-2023	STATE STREET GLOBAL ADVISORS, INC.	Purchase	46.52	Ordinary	970	970
27-Nov-2023	STATE STREET GLOBAL ADVISORS, INC.	Purchase	47.06	Ordinary	55,364	55,364
27-Nov-2023	STATE STREET GLOBAL ADVISORS, INC.	Sale	46.52	Ordinary	(177)	(177)
27-Nov-2023	STATE STREET GLOBAL ADVISORS, INC.	Sale	46.43	Ordinary	(6,043)	(6,043)
27-Nov-2023	STATE STREET GLOBAL ADVISORS, INC.	In specie application	n/a	Ordinary	3,744	3,744
27-Nov-2023	STATE STREET GLOBAL ADVISORS, INC.	In specie redemption	n/a	Ordinary	(218)	(218)
28-Nov-2023	STATE STREET GLOBAL ADVISORS, INC.	Purchase	46.37	Ordinary	48,247	48,247
28-Nov-2023	STATE STREET GLOBAL ADVISORS, INC.	Purchase	46.43	Ordinary	1,253	1,253
28-Nov-2023	STATE STREET GLOBAL ADVISORS, INC.	Sale	46.43	Ordinary	(800)	(800)
28-Nov-2023	STATE STREET GLOBAL ADVISORS, INC.	In specie application	n/a	Ordinary	373	373
28-Nov-2023	STATE STREET GLOBAL ADVISORS, INC.	Purchase	46.19	Ordinary	18,186	18,186
29-Nov-2023	STATE STREET GLOBAL ADVISORS, INC.	Purchase	46.27	Ordinary	9,314	9,314
29-Nov-2023	STATE STREET GLOBAL ADVISORS, INC.	Sale	46.19	Ordinary	(18,186)	(18,186)
29-Nov-2023	STATE STREET GLOBAL ADVISORS, INC.	Sale	46.19	Ordinary	(1,731)	(1,731)
30-Nov-2023	STATE STREET GLOBAL ADVISORS, INC.	Purchase	46.00	Ordinary	168	168
30-Nov-2023	STATE STREET GLOBAL ADVISORS, INC.	Purchase	46.29	Ordinary	203	203
30-Nov-2023	STATE STREET GLOBAL ADVISORS, INC.	Purchase	46.29	Ordinary	252	252
30-Nov-2023	STATE STREET GLOBAL ADVISORS, INC.	Purchase	46.29	Ordinary	633	633
30-Nov-2023	STATE STREET GLOBAL ADVISORS, INC.	Purchase	46.29	Ordinary	2,233	2,233
30-Nov-2023	STATE STREET GLOBAL ADVISORS, INC.	Purchase	46.29	Ordinary	63,886	63,886
30-Nov-2023	STATE STREET GLOBAL ADVISORS, INC.	Purchase	46.29	Ordinary	3,508	3,508
30-Nov-2023	STATE STREET GLOBAL ADVISORS, INC.	Purchase	46.29	Ordinary	60	60
30-Nov-2023	STATE STREET GLOBAL ADVISORS, INC.	Purchase	46.30	Ordinary	13,446	13,446
30-Nov-2023	STATE STREET GLOBAL ADVISORS, INC.	Sale	46.30	Ordinary	(73,710)	(73,710)
30-Nov-2023	STATE STREET GLOBAL ADVISORS, INC.	Sale	46.30	Ordinary	(781,840)	(781,840)
30-Nov-2023	STATE STREET GLOBAL ADVISORS, INC.	In specie application	n/a	Ordinary	18,660	18,660
30-Nov-2023	STATE STREET GLOBAL ADVISORS, INC.	In specie redemption	n/a	Ordinary	(708,034)	(708,034)
01-Dec-2023	STATE STREET GLOBAL ADVISORS, INC.	In specie redemption	n/a	Ordinary	(365,202)	(365,202)
01-Dec-2023	STATE STREET GLOBAL ADVISORS, INC.	In specie redemption	n/a	Ordinary	(17,930)	(17,930)
04-Dec-2023	STATE STREET GLOBAL ADVISORS, INC.	Purchase	47.22	Ordinary	13,921	13,921
05-Dec-2023	STATE STREET GLOBAL ADVISORS, INC.	Purchase	46.43	Ordinary	14,216	14,216
05-Dec-2023	STATE STREET GLOBAL ADVISORS, INC.	Purchase	46.47	Ordinary	1,451	1,451
05-Dec-2023	STATE STREET GLOBAL ADVISORS, INC.	Sale	46.43	Ordinary	(239)	(239)
05-Dec-2023	STATE STREET GLOBAL ADVISORS, INC.	Sale	46.52	Ordinary	(1,499)	(1,499)
05-Dec-2023	STATE STREET GLOBAL ADVISORS, INC.	In specie application	n/a	Ordinary	22,300	22,300
06-Dec-2023	STATE STREET GLOBAL ADVISORS, INC.	Purchase	46.60	Ordinary	18,515	18,515
06-Dec-2023	STATE STREET GLOBAL ADVISORS, INC.	Sale	47.23	Ordinary	(1,343)	(1,343)
07-Dec-2023	STATE STREET GLOBAL ADVISORS, INC.	Purchase	47.42	Ordinary	35,534	35,534
07-Dec-2023	STATE STREET GLOBAL ADVISORS, INC.	Purchase	47.42	Ordinary	46,559	46,559
07-Dec-2023	STATE STREET GLOBAL ADVISORS, INC.	Sale	47.42	Ordinary	(35,534)	(35,534)
07-Dec-2023	STATE STREET GLOBAL ADVISORS, INC.	Sale	47.42	Ordinary	(1,821)	(1,821)
07-Dec-2023	STATE STREET GLOBAL ADVISORS, INC.	In specie application	n/a	Ordinary	13,628	13,628
08-Dec-2023	STATE STREET GLOBAL ADVISORS, INC.	Purchase	47.74	Ordinary	5,163	5,163
08-Dec-2023	STATE STREET GLOBAL ADVISORS, INC.	In specie application	n/a	Ordinary	681	681
11-Dec-2023	STATE STREET GLOBAL ADVISORS, INC.	Sale	47.54	Ordinary	(5,448)	(5,448)
12-Dec-2023	STATE STREET GLOBAL ADVISORS, INC.	Purchase	47.32	Ordinary	4,558	4,558

12-Dec-2023	STATE STREET GLOBAL ADVISORS, INC.	Sale	47.56	Ordinary	(4,327)	(4,327)
12-Dec-2023	STATE STREET GLOBAL ADVISORS, INC.	In specie application	n/a	Ordinary	44,720	44,720
13-Dec-2023	STATE STREET GLOBAL ADVISORS, INC.	Purchase	47.59	Ordinary	179	179
13-Dec-2023	STATE STREET GLOBAL ADVISORS, INC.	Purchase	47.86	Ordinary	32,815	32,815
13-Dec-2023	STATE STREET GLOBAL ADVISORS, INC.	Sale	47.87	Ordinary	(235)	(235)
13-Dec-2023	STATE STREET GLOBAL ADVISORS, INC.	In specie application	n/a	Ordinary	41,305	41,305
13-Dec-2023	STATE STREET GLOBAL ADVISORS, INC.	In specie redemption	n/a	Ordinary	(6,708)	(6,708)
14-Dec-2023	STATE STREET GLOBAL ADVISORS, INC.	Purchase	48.25	Ordinary	46,414	46,414
14-Dec-2023	STATE STREET GLOBAL ADVISORS, INC.	Sale	48.25	Ordinary	(6,290)	(6,290)
14-Dec-2023	STATE STREET GLOBAL ADVISORS, INC.	Sale	48.26	Ordinary	(424)	(424)
14-Dec-2023	STATE STREET GLOBAL ADVISORS, INC.	In specie application	n/a	Ordinary	17,888	17,888
15-Dec-2023	STATE STREET GLOBAL ADVISORS, INC.	Purchase	48.76	Ordinary	1,420	1,420
15-Dec-2023	STATE STREET GLOBAL ADVISORS, INC.	Purchase	49.41	Ordinary	29,386	29,386
15-Dec-2023	STATE STREET GLOBAL ADVISORS, INC.	Sale	49.41	Ordinary	(240,867)	(240,867)
15-Dec-2023	STATE STREET GLOBAL ADVISORS, INC.	In specie application	n/a	Ordinary	8,792	8,792
15-Dec-2023	STATE STREET GLOBAL ADVISORS, INC.	In specie redemption	n/a	Ordinary	(112,848)	(112,848)
18-Dec-2023	STATE STREET GLOBAL ADVISORS, INC.	Purchase	49.25	Ordinary	23,745	23,745
18-Dec-2023	STATE STREET GLOBAL ADVISORS, INC.	Purchase	49.34	Ordinary	30,387	30,387
18-Dec-2023	STATE STREET GLOBAL ADVISORS, INC.	Sale	49.34	Ordinary	(227)	(227)
18-Dec-2023	STATE STREET GLOBAL ADVISORS, INC.	In specie application	n/a	Ordinary	30,772	30,772
19-Dec-2023	STATE STREET GLOBAL ADVISORS, INC.	Purchase	49.30	Ordinary	18,461	18,461
19-Dec-2023	STATE STREET GLOBAL ADVISORS, INC.	Purchase	49.61	Ordinary	71,267	71,267
19-Dec-2023	STATE STREET GLOBAL ADVISORS, INC.	In specie application	n/a	Ordinary	8,294	8,294
20-Dec-2023	STATE STREET GLOBAL ADVISORS, INC.	Purchase	49.75	Ordinary	13,481	13,481
20-Dec-2023	STATE STREET GLOBAL ADVISORS, INC.	Purchase	49.80	Ordinary	10,730	10,730
20-Dec-2023	STATE STREET GLOBAL ADVISORS, INC.	Purchase	49.80	Ordinary	6,399	6,399
20-Dec-2023	STATE STREET GLOBAL ADVISORS, INC.	Sale	49.80	Ordinary	(10,730)	(10,730)
20-Dec-2023	STATE STREET GLOBAL ADVISORS, INC.	Sale	49.80	Ordinary	(3,363)	(3,363)
20-Dec-2023	STATE STREET GLOBAL ADVISORS, INC.	In specie redemption	49.80	Ordinary	(13,182)	(13,182)
21-Dec-2023	STATE STREET GLOBAL ADVISORS, INC.	Purchase	49.74	Ordinary	22,553	22,553
22-Dec-2023	STATE STREET GLOBAL ADVISORS, INC.	Purchase	49.92	Ordinary	1,297	1,297
27-Dec-2023	STATE STREET GLOBAL ADVISORS, INC.	Purchase	50.00	Ordinary	354	354
27-Dec-2023	STATE STREET GLOBAL ADVISORS, INC.	Purchase	50.26	Ordinary	45,795	45,795
27-Dec-2023	STATE STREET GLOBAL ADVISORS, INC.	Purchase	50.26	Ordinary	896	896
27-Dec-2023	STATE STREET GLOBAL ADVISORS, INC.	Sale	50.00	Ordinary	(1,131)	(1,131)
27-Dec-2023	STATE STREET GLOBAL ADVISORS, INC.	Sale	50.26	Ordinary	(45,795)	(45,795)
27-Dec-2023	STATE STREET GLOBAL ADVISORS, INC.	Sale	50.26	Ordinary	(181)	(181)
28-Dec-2023	STATE STREET GLOBAL ADVISORS, INC.	Purchase	50.72	Ordinary	3,108	3,108
28-Dec-2023	STATE STREET GLOBAL ADVISORS, INC.	Purchase	50.74	Ordinary	22,575	22,575
28-Dec-2023	STATE STREET GLOBAL ADVISORS, INC.	Sale	50.28	Ordinary	(19,208)	(19,208)
29-Dec-2023	STATE STREET GLOBAL ADVISORS, INC.	Purchase	50.41	Ordinary	95,195	95,195
29-Dec-2023	STATE STREET GLOBAL ADVISORS, INC.	Sale	50.41	Ordinary	(3,041)	(3,041)
29-Dec-2023	STATE STREET GLOBAL ADVISORS, INC.	In specie application	n/a	Ordinary	11,175	11,175
03-Jan-2024	STATE STREET GLOBAL ADVISORS, INC.	Purchase	49.77	Ordinary	26,418	26,418
03-Jan-2024	STATE STREET GLOBAL ADVISORS, INC.	Sale	49.77	Ordinary	(26,797)	(26,797)
04-Jan-2024	STATE STREET GLOBAL ADVISORS, INC.	Purchase	49.58	Ordinary	6,344	6,344
04-Jan-2024	STATE STREET GLOBAL ADVISORS, INC.	Purchase	49.58	Ordinary	18,506	18,506
04-Jan-2024	STATE STREET GLOBAL ADVISORS, INC.	Purchase	49.58	Ordinary	8,381	8,381
04-Jan-2024	STATE STREET GLOBAL ADVISORS, INC.	Purchase	50.14	Ordinary	2,336	2,336
04-Jan-2024	STATE STREET GLOBAL ADVISORS, INC.	Sale	49.58	Ordinary	(3,493)	(3,493)
04-Jan-2024	STATE STREET GLOBAL ADVISORS, INC.	Sale	49.58	Ordinary	(18,506)	(18,506)
04-Jan-2024	STATE STREET GLOBAL ADVISORS, INC.	In specie application	n/a	Ordinary	654	654
05-Jan-2024	STATE STREET GLOBAL ADVISORS, INC.	Purchase	49.40	Ordinary	230	230
05-Jan-2024	STATE STREET GLOBAL ADVISORS, INC.	Sale	49.07	Ordinary	(1,012)	(1,012)
05-Jan-2024	STATE STREET GLOBAL ADVISORS, INC.	In specie application	n/a	Ordinary	18,517	18,517
08-Jan-2024	STATE STREET GLOBAL ADVISORS, INC.	Purchase	49.12	Ordinary	7,105	7,105
08-Jan-2024	STATE STREET GLOBAL ADVISORS, INC.	Sale	48.66	Ordinary	(37,736)	(37,736)
09-Jan-2024	STATE STREET GLOBAL ADVISORS, INC.	Purchase	49.03	Ordinary	456	456
09-Jan-2024	STATE STREET GLOBAL ADVISORS, INC.	Sale	48.97	Ordinary	(1,057)	(1,057)
10-Jan-2024	STATE STREET GLOBAL ADVISORS, INC.	Purchase	49.09	Ordinary	231	231
10-Jan-2024	STATE STREET GLOBAL ADVISORS, INC.	Purchase	47.86	Ordinary	1,099	1,099
10-Jan-2024	STATE STREET GLOBAL ADVISORS, INC.	Purchase	48.29	Ordinary	4,482	4,482
10-Jan-2024	STATE STREET GLOBAL ADVISORS, INC.	Sale	47.86	Ordinary	(580)	(580)
11-Jan-2024	STATE STREET GLOBAL ADVISORS, INC.	Purchase	47.75	Ordinary	7,001	7,001
11-Jan-2024	STATE STREET GLOBAL ADVISORS, INC.	Sale	47.81	Ordinary	(49,076)	(49,076)
12-Jan-2024	STATE STREET GLOBAL ADVISORS, INC.	Purchase	47.44	Ordinary	580	580
12-Jan-2024	STATE STREET GLOBAL ADVISORS, INC.	Purchase	47.72	Ordinary	6,259	6,259
12-Jan-2024	STATE STREET GLOBAL ADVISORS, INC.	Purchase	47.76	Ordinary	63,432	63,432
12-Jan-2024	STATE STREET GLOBAL ADVISORS, INC.	Sale	47.38	Ordinary	(525)	(525)
12-Jan-2024	STATE STREET GLOBAL ADVISORS, INC.	Sale	47.71	Ordinary	(1,429)	(1,429)
15-Jan-2024	STATE STREET GLOBAL ADVISORS, INC.	Purchase	47.44	Ordinary	9,961	9,961
15-Jan-2024	STATE STREET GLOBAL ADVISORS, INC.	Sale	47.44	Ordinary	(288)	(288)
16-Jan-2024	STATE STREET GLOBAL ADVISORS, INC.	Purchase	46.48	Ordinary	67,715	67,715
16-Jan-2024	STATE STREET GLOBAL ADVISORS, INC.	Purchase	46.50	Ordinary	15,210	15,210
16-Jan-2024	STATE STREET GLOBAL ADVISORS, INC.	In specie application	n/a	Ordinary	109	109
17-Jan-2024	STATE STREET GLOBAL ADVISORS, INC.	Purchase	46.70	Ordinary	6,718	6,718
17-Jan-2024	STATE STREET GLOBAL ADVISORS, INC.	Purchase	46.70	Ordinary	13,846	13,846
17-Jan-2024	STATE STREET GLOBAL ADVISORS, INC.	Sale	46.57	Ordinary	(494)	(494)
18-Jan-2024	STATE STREET GLOBAL ADVISORS, INC.	Purchase	46.73	Ordinary	1,884	1,884
18-Jan-2024	STATE STREET GLOBAL ADVISORS, INC.	Sale	45.73	Ordinary	(6,489)	(6,489)
18-Jan-2024	STATE STREET GLOBAL ADVISORS, INC.	Sale	45.75	Ordinary	(1,132)	(1,132)
19-Jan-2024	STATE STREET GLOBAL ADVISORS, INC.	Purchase	45.73	Ordinary	54,948	54,948
19-Jan-2024	STATE STREET GLOBAL ADVISORS, INC.	Purchase	45.73	Ordinary	9,605	9,605
19-Jan-2024	STATE STREET GLOBAL ADVISORS, INC.	Sale	45.73	Ordinary	(9,980)	(9,980)
19-Jan-2024	STATE STREET GLOBAL ADVISORS, INC.	Sale	45.73	Ordinary	(5,721)	(5,721)
19-Jan-2024	STATE STREET GLOBAL ADVISORS, INC.	In specie application	n/a	Ordinary	218	218
19-Jan-2024	STATE STREET GLOBAL ADVISORS, INC.	In specie redemption	n/a	Ordinary	(22,000)	(22,000)
22-Jan-2024	STATE STREET GLOBAL ADVISORS, INC.	Purchase	45.85	Ordinary	703	703
22-Jan-2024	STATE STREET GLOBAL ADVISORS, INC.	Sale	45.85	Ordinary	(11,416)	(11,416)
22-Jan-2024	STATE STREET GLOBAL ADVISORS, INC.	Sale	45.85	Ordinary	(703)	(703)
23-Jan-2024	STATE STREET GLOBAL ADVISORS, INC.	Purchase	46.30	Ordinary	5,605	5,605
23-Jan-2024	STATE STREET GLOBAL ADVISORS, INC.	Sale	46.30	Ordinary	(5,918)	(5,918)
23-Jan-2024	STATE STREET GLOBAL ADVISORS, INC.	In specie redemption	n/a	Ordinary	(109,587)	(109,587)
23-Jan-2024	STATE STREET GLOBAL ADVISORS, INC.	In specie redemption	n/a	Ordinary	(52,800)	(52,800)
24-Jan-2024	STATE STREET GLOBAL ADVISORS, INC.	Purchase	46.86	Ordinary	2,560	2,560
24-Jan-2024	STATE STREET GLOBAL ADVISORS, INC.	Purchase	46.92	Ordinary	3,379	3,379
24-Jan-2024	STATE STREET GLOBAL ADVISORS, INC.	Sale	46.93	Ordinary	(2,980)	(2,980)
24-Jan-2024	STATE STREET GLOBAL ADVISORS, INC.	In specie application	n/a	Ordinary	15,296	15,296
25-Jan-2024	STATE STREET GLOBAL ADVISORS, INC.	Purchase	47.54	Ordinary	6,630	6,630
25-Jan-2024	STATE STREET GLOBAL ADVISORS, INC.	Sale	47.54	Ordinary	(13,985)	(13,985)
25-Jan-2024	STATE STREET GLOBAL ADVISORS, INC.	Sale	47.54	Ordinary	(12,386)	(12,386)
25-Jan-2024	STATE STREET GLOBAL ADVISORS, INC.	In specie application	n/a	Ordinary	10,402	10,402
29-Jan-2024	STATE STREET GLOBAL ADVISORS, INC.	Purchase	46.85	Ordinary	27,397	27,397
29-Jan-2024	STATE STREET GLOBAL ADVISORS, INC.	Purchase	46.85	Ordinary	26,273	26,273
29-Jan-2024	STATE STREET GLOBAL ADVISORS, INC.	Purchase	46.87	Ordinary	33,875	33,875
29-Jan-2024	STATE STREET GLOBAL ADVISORS, INC.	Sale	46.84	Ordinary	(3,729)	(3,729)
29-Jan-2024	STATE STREET GLOBAL ADVISORS, INC.	Sale	46.84	Ordinary	(71,821)	(71,821)
29-Jan-2024	STATE STREET GLOBAL ADVISORS, INC.	Sale	46.87	Ordinary	(33,875)	(33,875)
30-Jan-2024	STATE STREET GLOBAL ADVISORS, INC.	Purchase	46.91	Ordinary	9,273	9,273
30-Jan-2024	STATE STREET GLOBAL ADVISORS, INC.	Purchase	47.05	Ordinary	24,707	24,707
30-Jan-2024	STATE STREET GLOBAL ADVISORS, INC.	Purchase	47.05	Ordinary	4,100	4,100
30-Jan-2024	STATE STREET GLOBAL ADVISORS, INC.	Sale	47.05	Ordinary	(4,75)	(4,75)
30-Jan-2024	STATE STREET GLOBAL ADVISORS, INC.	Sale	47.05	Ordinary	(24,707)	(24,707)
30-Jan-2024	STATE STREET GLOBAL ADVISORS, INC.	Sale	47.05	Ordinary	(4,100)	(4,100)
30-Jan-2024	STATE STREET GLOBAL ADVISORS, INC.	Sale	47.10	Ordinary	(41,313)	(41,313)
30-Jan-2024	STATE STREET GLOBAL ADVISORS, INC.	In specie redemption	n/a	Ordinary	(90,942)	(90,942)
31-Jan-2024	STATE STREET GLOBAL ADVISORS, INC.	Purchase	46.70	Ordinary	37,876	37,876
31-Jan-2024	STATE STREET GLOBAL ADVISORS, INC.	Purchase	47.27	Ordinary	12,361	12,361
31-Jan-2024	STATE STREET GLOBAL ADVISORS, INC.	Sale	47.27	Ordinary	(13,629)	(13,629)
31-Jan-2024	STATE STREET GLOBAL ADVISORS, INC.	In specie redemption	n/a	Ordinary	(15,421)	(15,421)
01-Feb-2024	STATE STREET GLOBAL ADVISORS, INC.	In specie redemption	n/a	Ordinary	(19,827)	(19,827)
02-Feb-2024	STATE STREET GLOBAL ADVISORS, INC.	Purchase	47.50	Ordinary	8,567	8,567
02-Feb-2024	STATE STREET GLOBAL ADVISORS, INC.	Sale	47.50	Ordinary	(13,140)	(13,140)
02-Feb-2024	STATE STREET GLOBAL ADVISORS, INC.	Sale	47.61	Ordinary	(18,610)	(18,610)
05-Feb-2024	STATE STREET GLOBAL ADVISORS, INC.	In specie redemption	n/a	Ordinary	(103,541)	(103,541)
06-Feb-2024	STATE STREET GLOBAL ADVISORS, INC.	Purchase	45.95	Ordinary	35,067	35,067
06-Feb-2024	STATE STREET GLOBAL ADVISORS, INC.	Purchase	45.99	Ordinary	40,208	40,208
06-Feb-2024	STATE STREET GLOBAL ADVISORS, INC.	Sale	46.30	Ordinary	(16,385)	(16,385)
06-Feb-2024	STATE STREET GLOBAL ADVISORS, INC.	In specie application	n/a	Ordinary	9,659	9,659
06-Feb-2024	STATE STREET GLOBAL ADVISORS, INC.	In specie redemption	n/a	Ordinary	(15,421)	(15,421)
07-Feb-2024	STATE STREET GLOBAL ADVISORS, INC.	Purchase	46.20	Ordinary	8,312	8,312
07-Feb-2024	STATE STREET GLOBAL ADVISORS, INC.	Purchase	46.44	Ordinary	13,291	13,291
07-Feb-2024	STATE STREET GLOBAL ADVISORS, INC.	In specie redemption	n/a	Ordinary	(15,421)	(15,421)
08-Feb-2024	STATE STREET GLOBAL ADVISORS, INC.	Purchase	46.43	Ordinary	5,307	5,307
08-Feb-2024	STATE STREET GLOBAL ADVISORS, INC.	Sale	46.42	Ordinary	(432)	(432)
08-Feb-2024	STATE STREET GLOBAL ADVISORS, INC.	In specie redemption	n/a	Ordinary	(211,488)	(211,488)
09-Feb-2024	STATE STREET GLOBAL ADVISORS, INC.	Purchase	23.75	Ordinary	319	319
09-Feb-2024	STATE STREET GLOBAL ADVISORS, INC.	Purchase	46.25	Ordinary	454	454
09-Feb-2024	STATE STREET GLOBAL ADVISORS, INC.	Purchase	46.30	Ordinary	11,477	11,477
09-Feb-2024	STATE STREET GLOBAL ADVISORS, INC.	Purchase	46.33	Ordinary	7,527	7,527
09-Feb-2024	STATE STREET GLOBAL ADVISORS, INC.	Sale	46.30	Ordinary	(8,019)	(8,019)
09-Feb-2024	STATE STREET GLOBAL ADVISORS, INC.	In specie application	n/a	Ordinary	779,451	779,451
09-Feb-2024	STATE STREET GLOBAL ADVISORS, INC.	In specie redemption	n/a	Ordinary	(15,421)	(15,421)
12-Feb-2024	STATE STREET GLOBAL ADVISORS, INC.	Sale	46.07	Ordinary	(6,138)	(6,138)
12-Feb-2024	STATE STREET GLOBAL ADVISORS, INC.	In specie application	n/a	Ordinary	49,104	49,104

12-Feb-2024	STATE STREET GLOBAL ADVISORS, INC.	In specie redemption	n/a	Ordinary	(674)	(674)
13-Feb-2024	STATE STREET GLOBAL ADVISORS, INC.	Purchase	46.29	Ordinary	12,756	12,756
13-Feb-2024	STATE STREET GLOBAL ADVISORS, INC.	Sale	46.26	Ordinary	(974)	(974)
14-Feb-2024	STATE STREET GLOBAL ADVISORS, INC.	Purchase	45.95	Ordinary	38,856	38,856
14-Feb-2024	STATE STREET GLOBAL ADVISORS, INC.	Sale	45.95	Ordinary	(289)	(289)
14-Feb-2024	STATE STREET GLOBAL ADVISORS, INC.	In specie redemption	n/a	Ordinary	(13,224)	(13,224)
15-Feb-2024	STATE STREET GLOBAL ADVISORS, INC.	Purchase	45.11	Ordinary	19,457	19,457
15-Feb-2024	STATE STREET GLOBAL ADVISORS, INC.	Purchase	45.17	Ordinary	10,029	10,029
16-Feb-2024	STATE STREET GLOBAL ADVISORS, INC.	Purchase	45.61	Ordinary	26,130	26,130
16-Feb-2024	STATE STREET GLOBAL ADVISORS, INC.	Purchase	45.70	Ordinary	12,438	12,438
16-Feb-2024	STATE STREET GLOBAL ADVISORS, INC.	Sale	45.60	Ordinary	(10,929)	(10,929)
16-Feb-2024	STATE STREET GLOBAL ADVISORS, INC.	Sale	45.60	Ordinary	(657)	(657)
16-Feb-2024	STATE STREET GLOBAL ADVISORS, INC.	In specie redemption	n/a	Ordinary	(13,224)	(13,224)
19-Feb-2024	STATE STREET GLOBAL ADVISORS, INC.	Purchase	46.09	Ordinary	1,331	1,331
20-Feb-2024	STATE STREET GLOBAL ADVISORS, INC.	Purchase	45.54	Ordinary	3,920	3,920
20-Feb-2024	STATE STREET GLOBAL ADVISORS, INC.	Purchase	46.00	Ordinary	63,200	63,200
20-Feb-2024	STATE STREET GLOBAL ADVISORS, INC.	In specie application	n/a	Ordinary	11,130	11,130
21-Feb-2024	STATE STREET GLOBAL ADVISORS, INC.	Purchase	44.47	Ordinary	7,558	7,558
21-Feb-2024	STATE STREET GLOBAL ADVISORS, INC.	Purchase	44.47	Ordinary	26,409	26,409
21-Feb-2024	STATE STREET GLOBAL ADVISORS, INC.	Sale	44.47	Ordinary	(2,147)	(2,147)
21-Feb-2024	STATE STREET GLOBAL ADVISORS, INC.	Sale	44.47	Ordinary	(26,409)	(26,409)
21-Feb-2024	STATE STREET GLOBAL ADVISORS, INC.	In specie redemption	n/a	Ordinary	(29,998)	(29,998)
22-Feb-2024	STATE STREET GLOBAL ADVISORS, INC.	Sale	44.25	Ordinary	(415)	(415)
22-Feb-2024	STATE STREET GLOBAL ADVISORS, INC.	In specie redemption	n/a	Ordinary	(24,288)	(24,288)
23-Feb-2024	STATE STREET GLOBAL ADVISORS, INC.	Purchase	44.53	Ordinary	274	274
23-Feb-2024	STATE STREET GLOBAL ADVISORS, INC.	Purchase	44.55	Ordinary	24,778	24,778
23-Feb-2024	STATE STREET GLOBAL ADVISORS, INC.	Purchase	44.55	Ordinary	152	152
26-Feb-2024	STATE STREET GLOBAL ADVISORS, INC.	Purchase	43.97	Ordinary	15,752	15,752
26-Feb-2024	STATE STREET GLOBAL ADVISORS, INC.	Purchase	43.97	Ordinary	27,149	27,149
26-Feb-2024	STATE STREET GLOBAL ADVISORS, INC.	Purchase	43.97	Ordinary	4,625	4,625
26-Feb-2024	STATE STREET GLOBAL ADVISORS, INC.	Sale	43.97	Ordinary	(4,236)	(4,236)
26-Feb-2024	STATE STREET GLOBAL ADVISORS, INC.	Sale	43.97	Ordinary	(27,149)	(27,149)
26-Feb-2024	STATE STREET GLOBAL ADVISORS, INC.	Sale	43.97	Ordinary	(4,625)	(4,625)
26-Feb-2024	STATE STREET GLOBAL ADVISORS, INC.	In specie redemption	n/a	Ordinary	(6,624)	(6,624)
27-Feb-2024	STATE STREET GLOBAL ADVISORS, INC.	Purchase	44.04	Ordinary	65,183	65,183
27-Feb-2024	STATE STREET GLOBAL ADVISORS, INC.	Sale	44.04	Ordinary	(913)	(913)
27-Feb-2024	STATE STREET GLOBAL ADVISORS, INC.	Sale	44.04	Ordinary	(10,840)	(10,840)
27-Feb-2024	STATE STREET GLOBAL ADVISORS, INC.	In specie application	n/a	Ordinary	40,865	40,865
27-Feb-2024	STATE STREET GLOBAL ADVISORS, INC.	In specie redemption	n/a	Ordinary	(39,744)	(39,744)
28-Feb-2024	STATE STREET GLOBAL ADVISORS, INC.	Sale	43.95	Ordinary	(1,642)	(1,642)
28-Feb-2024	STATE STREET GLOBAL ADVISORS, INC.	Sale	43.97	Ordinary	(939)	(939)
29-Feb-2024	STATE STREET GLOBAL ADVISORS, INC.	Purchase	43.93	Ordinary	203,754	203,754
29-Feb-2024	STATE STREET GLOBAL ADVISORS, INC.	Sale	22.70	Ordinary	(2,690)	(2,690)
29-Feb-2024	STATE STREET GLOBAL ADVISORS, INC.	Sale	43.92	Ordinary	(196)	(196)
29-Feb-2024	STATE STREET GLOBAL ADVISORS, INC.	Sale	43.93	Ordinary	(8,225)	(8,225)
29-Feb-2024	STATE STREET GLOBAL ADVISORS, INC.	In specie redemption	n/a	Ordinary	(35,600)	(35,600)
01-Mar-2024	STATE STREET GLOBAL ADVISORS, INC.	Purchase	44.92	Ordinary	31,279	31,279
01-Mar-2024	STATE STREET GLOBAL ADVISORS, INC.	In specie redemption	n/a	Ordinary	(4,431)	(4,431)
04-Mar-2024	STATE STREET GLOBAL ADVISORS, INC.	Purchase	44.53	Ordinary	17,790	17,790
05-Mar-2024	STATE STREET GLOBAL ADVISORS, INC.	Purchase	44.63	Ordinary	760	760
05-Mar-2024	STATE STREET GLOBAL ADVISORS, INC.	Purchase	44.65	Ordinary	7,552	7,552
05-Mar-2024	STATE STREET GLOBAL ADVISORS, INC.	Sale	44.63	Ordinary	(379)	(379)
05-Mar-2024	STATE STREET GLOBAL ADVISORS, INC.	In specie application	n/a	Ordinary	30,722	30,722
05-Mar-2024	STATE STREET GLOBAL ADVISORS, INC.	In specie redemption	n/a	Ordinary	(15,889)	(15,889)
06-Mar-2024	STATE STREET GLOBAL ADVISORS, INC.	Purchase	44.27	Ordinary	464	464
06-Mar-2024	STATE STREET GLOBAL ADVISORS, INC.	Purchase	44.35	Ordinary	9,842	9,842
07-Mar-2024	STATE STREET GLOBAL ADVISORS, INC.	Purchase	43.86	Ordinary	18,148	18,148
08-Mar-2024	STATE STREET GLOBAL ADVISORS, INC.	Purchase	43.83	Ordinary	13,892	13,892
08-Mar-2024	STATE STREET GLOBAL ADVISORS, INC.	Purchase	43.95	Ordinary	30,229	30,229
08-Mar-2024	STATE STREET GLOBAL ADVISORS, INC.	Sale	43.95	Ordinary	(17,969)	(17,969)
08-Mar-2024	STATE STREET GLOBAL ADVISORS, INC.	Sale	43.86	Ordinary	(56,943)	(56,943)
08-Mar-2024	STATE STREET GLOBAL ADVISORS, INC.	Sale	43.92	Ordinary	(934)	(934)
11-Mar-2024	STATE STREET GLOBAL ADVISORS, INC.	Purchase	42.82	Ordinary	18,330	18,330
11-Mar-2024	STATE STREET GLOBAL ADVISORS, INC.	Purchase	42.82	Ordinary	3,095	3,095
11-Mar-2024	STATE STREET GLOBAL ADVISORS, INC.	Purchase	42.82	Ordinary	5,208	5,208
11-Mar-2024	STATE STREET GLOBAL ADVISORS, INC.	Sale	42.82	Ordinary	(18,330)	(18,330)
11-Mar-2024	STATE STREET GLOBAL ADVISORS, INC.	Sale	42.82	Ordinary	(3,095)	(3,095)
11-Mar-2024	STATE STREET GLOBAL ADVISORS, INC.	In specie application	n/a	Ordinary	674	674
12-Mar-2024	STATE STREET GLOBAL ADVISORS, INC.	Purchase	42.49	Ordinary	6,596	6,596
12-Mar-2024	STATE STREET GLOBAL ADVISORS, INC.	Purchase	42.52	Ordinary	17,692	17,692
12-Mar-2024	STATE STREET GLOBAL ADVISORS, INC.	Purchase	42.53	Ordinary	1,828	1,828
12-Mar-2024	STATE STREET GLOBAL ADVISORS, INC.	Sale	42.52	Ordinary	(1,416)	(1,416)
13-Mar-2024	STATE STREET GLOBAL ADVISORS, INC.	Sale	41.95	Ordinary	(10,049)	(10,049)
13-Mar-2024	STATE STREET GLOBAL ADVISORS, INC.	In specie redemption	n/a	Ordinary	(17,872)	(17,872)
14-Mar-2024	STATE STREET GLOBAL ADVISORS, INC.	Sale	42.98	Ordinary	(18,773)	(18,773)
14-Mar-2024	STATE STREET GLOBAL ADVISORS, INC.	In specie redemption	n/a	Ordinary	(11,170)	(11,170)
15-Mar-2024	STATE STREET GLOBAL ADVISORS, INC.	Purchase	42.38	Ordinary	509	509
15-Mar-2024	STATE STREET GLOBAL ADVISORS, INC.	Purchase	42.41	Ordinary	157,944	157,944
15-Mar-2024	STATE STREET GLOBAL ADVISORS, INC.	Sale	42.41	Ordinary	(49,237)	(49,237)
15-Mar-2024	STATE STREET GLOBAL ADVISORS, INC.	In specie application	n/a	Ordinary	673	673
15-Mar-2024	STATE STREET GLOBAL ADVISORS, INC.	In specie redemption	n/a	Ordinary	(125,048)	(125,048)
18-Mar-2024	STATE STREET GLOBAL ADVISORS, INC.	Purchase	42.41	Ordinary	7,634	7,634
18-Mar-2024	STATE STREET GLOBAL ADVISORS, INC.	Sale	42.41	Ordinary	(1,260)	(1,260)
18-Mar-2024	STATE STREET GLOBAL ADVISORS, INC.	Sale	42.61	Ordinary	(415)	(415)
19-Mar-2024	STATE STREET GLOBAL ADVISORS, INC.	Purchase	43.89	Ordinary	9,867	9,867
19-Mar-2024	STATE STREET GLOBAL ADVISORS, INC.	Purchase	43.56	Ordinary	31,426	31,426
19-Mar-2024	STATE STREET GLOBAL ADVISORS, INC.	Purchase	43.59	Ordinary	24,936	24,936
19-Mar-2024	STATE STREET GLOBAL ADVISORS, INC.	Sale	42.68	Ordinary	(2,198)	(2,198)
19-Mar-2024	STATE STREET GLOBAL ADVISORS, INC.	Sale	43.59	Ordinary	(746)	(746)
20-Mar-2024	STATE STREET GLOBAL ADVISORS, INC.	Sale	43.46	Ordinary	(625)	(625)
20-Mar-2024	STATE STREET GLOBAL ADVISORS, INC.	In specie redemption	n/a	Ordinary	(11,165)	(11,165)
21-Mar-2024	STATE STREET GLOBAL ADVISORS, INC.	Purchase	44.06	Ordinary	18,385	18,385
21-Mar-2024	STATE STREET GLOBAL ADVISORS, INC.	Purchase	44.09	Ordinary	32,334	32,334
21-Mar-2024	STATE STREET GLOBAL ADVISORS, INC.	Purchase	44.15	Ordinary	2,628	2,628
21-Mar-2024	STATE STREET GLOBAL ADVISORS, INC.	Sale	44.15	Ordinary	(723)	(723)
22-Mar-2024	STATE STREET GLOBAL ADVISORS, INC.	Sale	43.79	Ordinary	(18,944)	(18,944)
25-Mar-2024	STATE STREET GLOBAL ADVISORS, INC.	Purchase	43.88	Ordinary	149,207	149,207
25-Mar-2024	STATE STREET GLOBAL ADVISORS, INC.	Sale	43.88	Ordinary	(6,271)	(6,271)
25-Mar-2024	STATE STREET GLOBAL ADVISORS, INC.	Sale	43.88	Ordinary	(149,207)	(149,207)
25-Mar-2024	STATE STREET GLOBAL ADVISORS, INC.	Sale	43.89	Ordinary	(95)	(95)
25-Mar-2024	STATE STREET GLOBAL ADVISORS, INC.	In specie redemption	n/a	Ordinary	(37,995)	(37,995)
26-Mar-2024	STATE STREET GLOBAL ADVISORS, INC.	Purchase	43.62	Ordinary	12,230	12,230
26-Mar-2024	STATE STREET GLOBAL ADVISORS, INC.	Purchase	43.62	Ordinary	27,992	27,992
26-Mar-2024	STATE STREET GLOBAL ADVISORS, INC.	Purchase	43.62	Ordinary	80,531	80,531
26-Mar-2024	STATE STREET GLOBAL ADVISORS, INC.	Purchase	43.78	Ordinary	11,818	11,818
26-Mar-2024	STATE STREET GLOBAL ADVISORS, INC.	Sale	43.62	Ordinary	(6,314)	(6,314)
26-Mar-2024	STATE STREET GLOBAL ADVISORS, INC.	Sale	43.62	Ordinary	(27,992)	(27,992)
26-Mar-2024	STATE STREET GLOBAL ADVISORS, INC.	Sale	43.62	Ordinary	(35,541)	(35,541)
26-Mar-2024	STATE STREET GLOBAL ADVISORS, INC.	Sale	43.78	Ordinary	(6,566)	(6,566)
27-Mar-2024	STATE STREET GLOBAL ADVISORS, INC.	Purchase	43.68	Ordinary	13,811	13,811
27-Mar-2024	STATE STREET GLOBAL ADVISORS, INC.	Sale	43.12	Ordinary	(620)	(620)
27-Mar-2024	STATE STREET GLOBAL ADVISORS, INC.	Sale	43.68	Ordinary	(40,972)	(40,972)
27-Mar-2024	STATE STREET GLOBAL ADVISORS, INC.	In specie redemption	n/a	Ordinary	(8,944)	(8,944)
28-Mar-2024	STATE STREET GLOBAL ADVISORS, INC.	Purchase	44.27	Ordinary	55,834	55,834
28-Mar-2024	STATE STREET GLOBAL ADVISORS, INC.	Purchase	44.32	Ordinary	7,850	7,850
28-Mar-2024	STATE STREET GLOBAL ADVISORS, INC.	Purchase	44.65	Ordinary	9,218	9,218
28-Mar-2024	STATE STREET GLOBAL ADVISORS, INC.	Sale	44.27	Ordinary	(55,084)	(55,084)
28-Mar-2024	STATE STREET GLOBAL ADVISORS, INC.	Sale	44.27	Ordinary	(15,154)	(15,154)
02-Apr-2024	STATE STREET GLOBAL ADVISORS, INC.	Purchase	45.00	Ordinary	112	112
02-Apr-2024	STATE STREET GLOBAL ADVISORS, INC.	Purchase	45.00	Ordinary	2,921	2,921
02-Apr-2024	STATE STREET GLOBAL ADVISORS, INC.	Purchase	45.00	Ordinary	23,187	23,187
02-Apr-2024	STATE STREET GLOBAL ADVISORS, INC.	Purchase	45.00	Ordinary	9,595	9,595
02-Apr-2024	STATE STREET GLOBAL ADVISORS, INC.	Sale	44.82	Ordinary	(41,386)	(41,386)
02-Apr-2024	STATE STREET GLOBAL ADVISORS, INC.	Sale	45.13	Ordinary	(1,028)	(1,028)
02-Apr-2024	STATE STREET GLOBAL ADVISORS, INC.	In specie redemption	n/a	Ordinary	(100,620)	(100,620)
03-Apr-2024	STATE STREET GLOBAL ADVISORS, INC.	Purchase	45.52	Ordinary	72,005	72,005
03-Apr-2024	STATE STREET GLOBAL ADVISORS, INC.	In specie redemption	n/a	Ordinary	(100,710)	(100,710)
04-Apr-2024	STATE STREET GLOBAL ADVISORS, INC.	Purchase	44.93	Ordinary	2,453	2,453
04-Apr-2024	STATE STREET GLOBAL ADVISORS, INC.	Purchase	44.93	Ordinary	34,282	34,282
04-Apr-2024	STATE STREET GLOBAL ADVISORS, INC.	Sale	44.75	Ordinary	(6,582)	(6,582)
04-Apr-2024	STATE STREET GLOBAL ADVISORS, INC.	Sale	44.93	Ordinary	(563)	(563)
05-Apr-2024	STATE STREET GLOBAL ADVISORS, INC.	Purchase	44.10	Ordinary	1,438	1,438
08-Apr-2024	STATE STREET GLOBAL ADVISORS, INC.	Purchase	44.16	Ordinary	25,385	25,385
08-Apr-2024	STATE STREET GLOBAL ADVISORS, INC.	Purchase	45.00	Ordinary	20,737	20,737
08-Apr-2024	STATE STREET GLOBAL ADVISORS, INC.	In specie redemption	n/a	Ordinary	(13,422)	(13,422)
09-Apr-2024	STATE STREET GLOBAL ADVISORS, INC.	Purchase	45.13	Ordinary	9,883	9,883
09-Apr-2024	STATE STREET GLOBAL ADVISORS, INC.	Sale	45.13	Ordinary	(289)	(289)
09-Apr-2024	STATE STREET GLOBAL ADVISORS, INC.	Sale	45.13	Ordinary	(7,743)	(7,743)
10-Apr-2024	STATE STREET GLOBAL ADVISORS, INC.	Purchase	45.46	Ordinary	2,279	2,279
10-Apr-2024	STATE STREET GLOBAL ADVISORS, INC.	Sale	45.43	Ordinary	(3,466)	(3,466)
10-Apr-2024	STATE STREET GLOBAL ADVISORS, INC.	Sale	45.46	Ordinary	(1,309)	(1,309)
10-Apr-2024	STATE STREET GLOBAL ADVISORS, INC.	Sale	45.49	Ordinary	(4,409)	(4,409)
11-Apr-2024	STATE STREET GLOBAL ADVISORS, INC.	Purchase	45.65	Ordinary	282	282
11-Apr-2024	STATE STREET GLOBAL ADVISORS, INC.	Purchase	45.94	Ordinary	10,682	10,682
11-Apr-2024	STATE STREET GLOBAL ADVISORS, INC.	Sale	45.65	Ordinary	(6,854)	(6,854)

11-Apr-2024	STATE STREET GLOBAL ADVISORS, INC.	Sale	45.94	Ordinary	(23,077)	(23,077)
11-Apr-2024	STATE STREET GLOBAL ADVISORS, INC.	In specie redemption	n/a	Ordinary	(6,711)	(6,711)
12-Apr-2024	STATE STREET GLOBAL ADVISORS, INC.	Purchase	45.43	Ordinary	56	56
12-Apr-2024	STATE STREET GLOBAL ADVISORS, INC.	In specie redemption	n/a	Ordinary	(2,964)	(2,964)
15-Apr-2024	STATE STREET GLOBAL ADVISORS, INC.	Sale	45.77	Ordinary	(8,789)	(8,789)
15-Apr-2024	STATE STREET GLOBAL ADVISORS, INC.	Sale	45.82	Ordinary	(5,387)	(5,387)
18-Apr-2024	STATE STREET GLOBAL ADVISORS, INC.	Purchase	45.09	Ordinary	584	584
18-Apr-2024	STATE STREET GLOBAL ADVISORS, INC.	In specie application	n/a	Ordinary	894	894
18-Apr-2024	STATE STREET GLOBAL ADVISORS, INC.	In specie redemption	n/a	Ordinary	(11,190)	(11,190)
19-Apr-2024	STATE STREET GLOBAL ADVISORS, INC.	Purchase	44.63	Ordinary	5,360	5,360
19-Apr-2024	STATE STREET GLOBAL ADVISORS, INC.	Purchase	44.80	Ordinary	2,156	2,156
19-Apr-2024	STATE STREET GLOBAL ADVISORS, INC.	Sale	44.63	Ordinary	(5,360)	(5,360)
19-Apr-2024	STATE STREET GLOBAL ADVISORS, INC.	Sale	44.63	Ordinary	(565,633)	(565,633)
19-Apr-2024	STATE STREET GLOBAL ADVISORS, INC.	In specie application	n/a	Ordinary	15,100	15,100
22-Apr-2024	STATE STREET GLOBAL ADVISORS, INC.	Purchase	45.23	Ordinary	2,382	2,382
22-Apr-2024	STATE STREET GLOBAL ADVISORS, INC.	Purchase	45.42	Ordinary	79,753	79,753
23-Apr-2024	STATE STREET GLOBAL ADVISORS, INC.	Purchase	45.50	Ordinary	32,002	32,002
23-Apr-2024	STATE STREET GLOBAL ADVISORS, INC.	Purchase	45.51	Ordinary	2,240	2,240
23-Apr-2024	STATE STREET GLOBAL ADVISORS, INC.	Sale	45.50	Ordinary	(4,035)	(4,035)
23-Apr-2024	STATE STREET GLOBAL ADVISORS, INC.	In specie application	n/a	Ordinary	5,016	5,016
23-Apr-2024	STATE STREET GLOBAL ADVISORS, INC.	In specie redemption	n/a	Ordinary	(5,016)	(5,016)
24-Apr-2024	STATE STREET GLOBAL ADVISORS, INC.	Purchase	45.25	Ordinary	760	760
24-Apr-2024	STATE STREET GLOBAL ADVISORS, INC.	Purchase	45.25	Ordinary	414	414
24-Apr-2024	STATE STREET GLOBAL ADVISORS, INC.	Sale	45.10	Ordinary	(4,698)	(4,698)
25-Apr-2024	STATE STREET GLOBAL ADVISORS, INC.	In specie application	n/a	Ordinary	672	672
26-Apr-2024	STATE STREET GLOBAL ADVISORS, INC.	Purchase	43.15	Ordinary	1,287	1,287
26-Apr-2024	STATE STREET GLOBAL ADVISORS, INC.	Purchase	43.60	Ordinary	38,832	38,832
26-Apr-2024	STATE STREET GLOBAL ADVISORS, INC.	Sale	43.15	Ordinary	(113)	(113)
26-Apr-2024	STATE STREET GLOBAL ADVISORS, INC.	Sale	43.26	Ordinary	(23,927)	(23,927)
26-Apr-2024	STATE STREET GLOBAL ADVISORS, INC.	Sale	43.60	Ordinary	(11,505)	(11,505)
29-Apr-2024	STATE STREET GLOBAL ADVISORS, INC.	Purchase	42.97	Ordinary	6,465	6,465
29-Apr-2024	STATE STREET GLOBAL ADVISORS, INC.	Purchase	43.14	Ordinary	1,135	1,135
29-Apr-2024	STATE STREET GLOBAL ADVISORS, INC.	In specie application	n/a	Ordinary	15,080	15,080
30-Apr-2024	STATE STREET GLOBAL ADVISORS, INC.	Purchase	43.03	Ordinary	4,969	4,969
30-Apr-2024	STATE STREET GLOBAL ADVISORS, INC.	Purchase	43.03	Ordinary	7,230	7,230
30-Apr-2024	STATE STREET GLOBAL ADVISORS, INC.	Purchase	43.03	Ordinary	23,551	23,551
30-Apr-2024	STATE STREET GLOBAL ADVISORS, INC.	Purchase	43.25	Ordinary	6,364	6,364
30-Apr-2024	STATE STREET GLOBAL ADVISORS, INC.	Sale	43.03	Ordinary	(4,969)	(4,969)
30-Apr-2024	STATE STREET GLOBAL ADVISORS, INC.	Sale	43.03	Ordinary	(26,440)	(26,440)
01-May-2024	STATE STREET GLOBAL ADVISORS, INC.	Purchase	42.65	Ordinary	724	724
02-May-2024	STATE STREET GLOBAL ADVISORS, INC.	Purchase	42.28	Ordinary	1,646	1,646
02-May-2024	STATE STREET GLOBAL ADVISORS, INC.	Purchase	42.30	Ordinary	442	442
02-May-2024	STATE STREET GLOBAL ADVISORS, INC.	Purchase	42.39	Ordinary	20,657	20,657
02-May-2024	STATE STREET GLOBAL ADVISORS, INC.	Sale	42.38	Ordinary	(383)	(383)
03-May-2024	STATE STREET GLOBAL ADVISORS, INC.	Purchase	42.50	Ordinary	478	478
06-May-2024	STATE STREET GLOBAL ADVISORS, INC.	Purchase	42.64	Ordinary	11,282	11,282
07-May-2024	STATE STREET GLOBAL ADVISORS, INC.	Purchase	42.90	Ordinary	974	974
07-May-2024	STATE STREET GLOBAL ADVISORS, INC.	Purchase	43.43	Ordinary	18,917	18,917
07-May-2024	STATE STREET GLOBAL ADVISORS, INC.	Purchase	43.42	Ordinary	31,017	31,017
07-May-2024	STATE STREET GLOBAL ADVISORS, INC.	Sale	42.90	Ordinary	(612)	(612)
08-May-2024	STATE STREET GLOBAL ADVISORS, INC.	Purchase	43.38	Ordinary	1,751	1,751
08-May-2024	STATE STREET GLOBAL ADVISORS, INC.	Purchase	43.38	Ordinary	1,956	1,956
08-May-2024	STATE STREET GLOBAL ADVISORS, INC.	Purchase	43.40	Ordinary	2,997	2,997
08-May-2024	STATE STREET GLOBAL ADVISORS, INC.	Purchase	43.40	Ordinary	5,096	5,096
08-May-2024	STATE STREET GLOBAL ADVISORS, INC.	Sale	43.40	Ordinary	(10,746)	(10,746)
09-May-2024	STATE STREET GLOBAL ADVISORS, INC.	Purchase	43.11	Ordinary	4,114	4,114
09-May-2024	STATE STREET GLOBAL ADVISORS, INC.	Purchase	43.11	Ordinary	18,036	18,036
09-May-2024	STATE STREET GLOBAL ADVISORS, INC.	Purchase	43.30	Ordinary	4,431	4,431
09-May-2024	STATE STREET GLOBAL ADVISORS, INC.	Sale	43.30	Ordinary	(256)	(256)
10-May-2024	STATE STREET GLOBAL ADVISORS, INC.	Purchase	43.31	Ordinary	10,112	10,112
10-May-2024	STATE STREET GLOBAL ADVISORS, INC.	Purchase	43.31	Ordinary	12,764	12,764
10-May-2024	STATE STREET GLOBAL ADVISORS, INC.	In specie redemption	n/a	Ordinary	(6,768)	(6,768)
13-May-2024	STATE STREET GLOBAL ADVISORS, INC.	Purchase	43.20	Ordinary	3,613	3,613
13-May-2024	STATE STREET GLOBAL ADVISORS, INC.	Sale	43.25	Ordinary	(386)	(386)
13-May-2024	STATE STREET GLOBAL ADVISORS, INC.	In specie application	n/a	Ordinary	11,325	11,325
03-Feb-2023	STATE STREET BANK AND TRUST COMPANY	Borrowing securities under a securities loan from Citibank NA - Refer Part A of Annexure E	n/a	Ordinary	489,766	489,766
17-Feb-2023	STATE STREET BANK AND TRUST COMPANY	Return of securities under a securities loan from Citibank NA - Refer Part A of Annexure E	n/a	Ordinary	(161,464)	(161,464)
01-Aug-2023	STATE STREET BANK AND TRUST COMPANY	Return of securities under a securities loan from Citibank NA - Refer Part A of Annexure E	n/a	Ordinary	(6,053)	(6,053)
29-Aug-2023	STATE STREET BANK AND TRUST COMPANY	Return of securities under a securities loan from Citibank NA - Refer Part A of Annexure E	n/a	Ordinary	(20,750)	(20,750)
01-Sep-2023	STATE STREET BANK AND TRUST COMPANY	Return of securities under a securities loan from Citibank NA - Refer Part A of Annexure E	n/a	Ordinary	(192,000)	(192,000)
26-Sep-2023	STATE STREET BANK AND TRUST COMPANY	Return of securities under a securities loan from Citibank NA - Refer Part A of Annexure E	n/a	Ordinary	(40,510)	(40,510)
06-Mar-2024	STATE STREET BANK AND TRUST COMPANY	Return of securities under a securities loan from Citibank NA - Refer Part A of Annexure E	n/a	Ordinary	(78,223)	(78,223)
07-Mar-2024	STATE STREET BANK AND TRUST COMPANY	Return of securities under a securities loan from Citibank NA - Refer Part A of Annexure E	n/a	Ordinary	(100)	(100)
13-Mar-2024	STATE STREET BANK AND TRUST COMPANY	Return of securities under a securities loan from Citibank NA - Refer Part A of Annexure E	n/a	Ordinary	(900)	(900)
06-Dec-2022	STATE STREET BANK AND TRUST COMPANY	Borrowing securities under a securities loan from NATIONAL FINANCIAL SERVICES LLC - Refer Part A of Annexure E	n/a	Ordinary	2,300	2,300
07-Dec-2022	STATE STREET BANK AND TRUST COMPANY	Return of securities under a securities loan from NATIONAL FINANCIAL SERVICES LLC - Refer Part A of Annexure E	n/a	Ordinary	(91)	(91)
31-Jul-2023	STATE STREET BANK AND TRUST COMPANY	Borrowing securities under a securities loan from NATIONAL FINANCIAL SERVICES LLC - Refer Part A of Annexure E	n/a	Ordinary	3,891	3,891
01-Aug-2023	STATE STREET BANK AND TRUST COMPANY	Return of securities under a securities loan from NATIONAL FINANCIAL SERVICES LLC - Refer Part A of Annexure E	n/a	Ordinary	(47)	(47)
24-Aug-2023	STATE STREET BANK AND TRUST COMPANY	Return of securities under a securities loan from NATIONAL FINANCIAL SERVICES LLC - Refer Part A of Annexure E	n/a	Ordinary	(5,601)	(5,601)
01-Sep-2023	STATE STREET BANK AND TRUST COMPANY	Return of securities under a securities loan from NATIONAL FINANCIAL SERVICES LLC - Refer Part A of Annexure E	n/a	Ordinary	(27)	(27)
22-Sep-2023	STATE STREET BANK AND TRUST COMPANY	Return of securities under a securities loan from NATIONAL FINANCIAL SERVICES LLC - Refer Part A of Annexure E	n/a	Ordinary	(425)	(425)
22-Aug-2022	STATE STREET BANK AND TRUST COMPANY	Return of securities under a securities loan from NATIONAL FINANCIAL SERVICES LLC - Refer Part A of Annexure E	n/a	Ordinary	(4,949)	(4,949)
22-Aug-2022	STATE STREET BANK AND TRUST COMPANY	Borrowing securities under a securities loan from PERSHING LLC - Refer Part A of Annexure E	n/a	Ordinary	1,200	1,200
04-Oct-2022	STATE STREET BANK AND TRUST COMPANY	Borrowing securities under a securities loan from PERSHING LLC - Refer Part A of Annexure E	n/a	Ordinary	4,600	4,600
12-Oct-2022	STATE STREET BANK AND TRUST COMPANY	Borrowing securities under a securities loan from PERSHING LLC - Refer Part A of Annexure E	n/a	Ordinary	4,600	4,600
14-Oct-2022	STATE STREET BANK AND TRUST COMPANY	Borrowing securities under a securities loan from PERSHING LLC - Refer Part A of Annexure E	n/a	Ordinary	100	100
18-Oct-2022	STATE STREET BANK AND TRUST COMPANY	Borrowing securities under a securities loan from PERSHING LLC - Refer Part A of Annexure E	n/a	Ordinary	3,000	3,000
10-Nov-2023	STATE STREET BANK AND TRUST COMPANY	Return of securities under a securities loan from PERSHING LLC - Refer Part A of Annexure E	n/a	Ordinary	(12,600)	(12,600)
29-Dec-2023	STATE STREET BANK AND TRUST COMPANY	Return of securities under a securities loan from PERSHING LLC - Refer Part A of Annexure E	n/a	Ordinary	(900)	(900)
24-Aug-2022	STATE STREET BANK AND TRUST COMPANY	Borrowing securities under a securities loan from EC EXCLUSIVE E06997 - Refer Part A of Annexure E	n/a	Ordinary	15,424	15,424
01-Sep-2022	STATE STREET BANK AND TRUST COMPANY	Borrowing securities under a securities loan from EC EXCLUSIVE E06997 - Refer Part A of Annexure E	n/a	Ordinary	10,913	10,913
02-Sep-2022	STATE STREET BANK AND TRUST COMPANY	Return of securities under a securities loan from EC EXCLUSIVE E06997 - Refer Part A of Annexure E	n/a	Ordinary	(19,392)	(19,392)
06-Sep-2022	STATE STREET BANK AND TRUST COMPANY	Borrowing securities under a securities loan from EC EXCLUSIVE E06997 - Refer Part A of Annexure E	n/a	Ordinary	26,211	26,211
12-Sep-2022	STATE STREET BANK AND TRUST COMPANY	Return of securities under a securities loan from EC EXCLUSIVE E06997 - Refer Part A of Annexure E	n/a	Ordinary	(4,690)	(4,690)
13-Sep-2022	STATE STREET BANK AND TRUST COMPANY	Return of securities under a securities loan from EC EXCLUSIVE E06997 - Refer Part A of Annexure E	n/a	Ordinary	(4,348)	(4,348)
14-Sep-2022	STATE STREET BANK AND TRUST COMPANY	Return of securities under a securities loan from EC EXCLUSIVE E06997 - Refer Part A of Annexure E	n/a	Ordinary	(5,803)	(5,803)
12-Dec-2022	STATE STREET BANK AND TRUST COMPANY	Borrowing securities under a securities loan from EC EXCLUSIVE E06997 - Refer Part A of Annexure E	n/a	Ordinary	365	365
13-Dec-2022	STATE STREET BANK AND TRUST COMPANY	Borrowing securities under a securities loan from EC EXCLUSIVE E06997 - Refer Part A of Annexure E	n/a	Ordinary	994	994
14-Dec-2022	STATE STREET BANK AND TRUST COMPANY	Return of securities under a securities loan from EC EXCLUSIVE E06997 - Refer Part A of Annexure E	n/a	Ordinary	(17,359)	(17,359)
15-Dec-2022	STATE STREET BANK AND TRUST COMPANY	Return of securities under a securities loan from EC EXCLUSIVE E06997 - Refer Part A of Annexure E	n/a	Ordinary	(2,797)	(2,797)
16-Dec-2022	STATE STREET BANK AND TRUST COMPANY	Return of securities under a securities loan from EC EXCLUSIVE E06997 - Refer Part A of Annexure E	n/a	Ordinary	(11,238)	(11,238)
23-Aug-2022	STATE STREET BANK AND TRUST COMPANY	Return of securities under a securities loan from State Street Bank and Trust Company - Refer Part A of Annexure E	n/a	Ordinary	(16)	(16)
29-Aug-2022	STATE STREET BANK AND TRUST COMPANY	Return of securities under a securities loan from State Street Bank and Trust Company - Refer Part A of Annexure E	n/a	Ordinary	(9,701)	(9,701)
19-Sep-2022	STATE STREET BANK AND TRUST COMPANY	Borrowing securities under a securities loan from State Street Bank and Trust Company - Refer Part A of Annexure E	n/a	Ordinary	4,833	4,833





























































































































































































































































































































































































































































































































































































































































































15-Apr-2024	STATE STREET BANK AND TRUST COMPANY	Lending securities under a securities loan to THE MORGAN STANLEY GROUP - Refer Part A of Annexure D	n/a	Ordinary	61	61
18-Apr-2024	STATE STREET BANK AND TRUST COMPANY	Lending securities under a securities loan to THE MORGAN STANLEY GROUP - Refer Part A of Annexure D	n/a	Ordinary	17,697	17,697
03-May-2024	STATE STREET BANK AND TRUST COMPANY	Lending securities under a securities loan to THE MORGAN STANLEY GROUP - Refer Part A of Annexure D	n/a	Ordinary	30,795	30,795
07-May-2024	STATE STREET BANK AND TRUST COMPANY	Return of securities under a securities loan by THE MORGAN STANLEY GROUP - Refer Part A of Annexure D	n/a	Ordinary	(53,253)	(53,253)
19-Mar-2024	STATE STREET BANK AND TRUST COMPANY	Lending securities under a securities loan to THE UBS GROUP - Refer Part A of Annexure D	n/a	Ordinary	9,400	9,400
12-Apr-2024	STATE STREET BANK AND TRUST COMPANY	Return of securities under a securities loan by THE UBS GROUP - Refer Part A of Annexure D	n/a	Ordinary	(2,200)	(2,200)
15-Apr-2024	STATE STREET BANK AND TRUST COMPANY	Lending securities under a securities loan to THE UBS GROUP - Refer Part A of Annexure D	n/a	Ordinary	8,900	8,900
17-Apr-2024	STATE STREET BANK AND TRUST COMPANY	Return of securities under a securities loan by THE UBS GROUP - Refer Part A of Annexure D	n/a	Ordinary	(16,100)	(16,100)




15 May 2024

Alok Maheshwary  
Authorised Signatory

## 6. Addresses

Name	Address
SSGA FUNDS MANAGEMENT, INC.	Channel Center, 1 Iron Street, Boston MA 02210, United States
STATE STREET GLOBAL ADVISORS (JAPAN) CO., LTD.	Toranomon Hills Mori Tower 25F, 1-23-1 Toranomon, Minato-ku, Tokyo, 105-6325, Japan
STATE STREET GLOBAL ADVISORS ASIA LIMITED	68th Floor, Two International Finance Centre, 8 Finance Street, Central, Hong Kong, China
STATE STREET GLOBAL ADVISORS EUROPE LIMITED	78 Sir John Rogerson's Quay, Dublin 2, Ireland
STATE STREET GLOBAL ADVISORS LIMITED	20 Churchill Place, London, England, E14 5HJ, United Kingdom
STATE STREET GLOBAL ADVISORS TRUST COMPANY	1 Iron Street, Boston MA 02210, United States
STATE STREET GLOBAL ADVISORS, AUSTRALIA, LIMITED	Level 15, 420 George Street, Sydney NSW 2000, Australia
STATE STREET GLOBAL ADVISORS, LTD.	1981 McGill College Avenue, Suite 500, Montreal Québec H3A 3A8, Canada
STATE STREET SAUDI ARABIA FINANCIAL SOLUTIONS COMPANY	King Fahad , AlOlaya , 7277, Riyadh, Riyadh, 12212, Saudi Arabia
STATE STREET GLOBAL ADVISORS, INC.	1 Iron Street, Boston MA 02210, United States
STATE STREET BANK AND TRUST COMPANY	One Congress Street, Suite 1, Boston MA 02114, United States

  
 \_\_\_\_\_ 15 May 2024  
**Alok Maheshwary**  
 Authorised Signatory

## 3. Changes in relevant interests

State Street Bank and Trust Company will, if requested by the company or responsible entity to whom this form must be given under the Corporations Act 2001 (Cth) or if requested by the Australian Securities and Investment Commission (ASIC), provide a copy of the master securities lending agreement/s and security agreement/s referred to below to the company, responsible entity or ASIC.

**Part A: For relevant interests arising out of lending securities - State Street Bank and Trust Company acquires relevant interest as lender of the securities under securities lending authorisation agreement, subject to obligation to return under the agreement. (State Street Bank and Trust Company has lent the securities and retains relevant interest as per Part B of this Annexure.)**

Type of agreement	Securities Lending Authorisation Agreement/ Global Master Securities Lending Agreement/ Securities Loan Agreement
Parties to agreement	(1) State Street Bank and Trust Company (2) The entity referred to in the relevant part of Annexure B to this notice
Can the parties exercise voting rights attaching to the securities?	(1) No (2) Yes. (Borrower has the right to vote, but may on-lend securities)
If yes, in what circumstances	(1) Only if instructed to by the borrower (2) As determined by the owner of the securities
Transfer date	The dates on which the securities were delivered by State Street Bank and Trust Company as lender are set out in Annexure B to this notice
Scheduled return date	No scheduled return date
Does the borrower have the right to return the securities early?	No scheduled return date. Borrower can return securities or equivalent securities at any time subject to giving notice
If yes, in what circumstances	Borrower can return securities or equivalent securities at any time subject to giving notice
Does the lender have the right to recall the securities early (ie before the scheduled return date)?	No scheduled return date. Lender can require return of securities or equivalent securities at any time subject to giving notice
If yes, in what circumstances	Lender can require return of securities or equivalent securities at any time subject to giving notice
Are there any circumstances in which the borrower is not required to return securities or equivalent securities on settlement?	No
If yes, detail any exceptions	n/a

**Part B: For relevant interests arising out of lending securities - State Street Bank and Trust Company acquires a relevant interest in securities through taking a security interest ("title transfer") over the securities as collateral to secure a securities loan. (See Part A of this Annexure for securities loan details.)**

Type of agreement	Global Master Securities Lending Agreement Securities Lending Authorisation Agreement
Parties to agreement	(1) State Street Bank and Trust Company (2) The entity referred to in the relevant part of Annexure B to this notice
Can the parties exercise voting rights attaching to the securities?	(1) Yes, but only if the borrower defaults and ownership is enforced (2) Yes
If yes, in what circumstances	(1) Only if the borrower defaults and ownership is enforced (2) In accordance with ordinary rights as registered holder, either directly or through nominee holder
Transfer date	The dates on which the securities were transferred, as indicated in Annexure B to this notice
Scheduled return date	No scheduled return date. Securities collateral is returned on termination of related securities loan
Does the borrower have the right to have the securities returned early?	No scheduled return date. Securities collateral is returned on termination of related securities loan or the provision of alternative collateral
If yes, in what circumstances	At any time subject to returning the borrowed securities or equivalent securities or providing alternative collateral
Are there any circumstances in which the lender is not required to return securities collateral on settlement?	No, assuming the borrower returns the borrowed securities or equivalent securities
If yes, detail any exceptions	n/a (lender must return securities collateral if the borrower returns the borrowed securities or equivalent securities)





15 May 2024

Alok Maheshwary  
Authorised Signatory

## 3. Changes in relevant interests

State Street Bank and Trust Company will, if requested by the company or responsible entity to whom this form must be given under the Corporations Act 2001 (Cth) or if requested by the Australian Securities and Investment Commission (ASIC), provide a copy of the master securities lending agreement/s and security agreement/s referred to below to the company, responsible entity or ASIC.

**Part A: For relevant interests arising out of lending securities - State Street Bank and Trust Company acquires relevant interest as borrower of the securities under securities lending agreement, subject to obligation to return under the agreement. (State Street Bank and Trust Company has on-lent the securities and retains relevant interest as per Part B of this Annexure.)**

Type of agreement	Global Master Securities Lending Agreement/Master Securities Loan Agreement/Securities Loan Agreement
Parties to agreement	(1) STATE STREET BANK AND TRUST COMPANY (2) The entity referred to in the relevant part of Annexure B to this notice
Can the parties exercise voting rights attaching to the securities?	(1) Yes (if the borrower is the registered holder. However the securities are on-lent by the borrower as per Part B of this Annexure) (2) No, not during term of securities loan
If yes, in what circumstances	(1) Only if the borrower is the registered holder. However the securities are on-lent by the borrower as per Part B of this Annexure (2) n/a
Transfer date	The dates on which the securities were delivered to State Street Bank and Trust Company as borrower are set out in Annexure B to this notice
Scheduled return date	No scheduled return date
Does the borrower have the right to return the securities early?	No scheduled return date. Borrower can return securities or equivalent securities at any time subject to giving notice
If yes, in what circumstances	Borrower can return securities or equivalent securities at any time subject to giving notice
Does the lender have the right to recall the securities early (ie before the scheduled return date)?	No scheduled return date. Lender can require return of securities or equivalent securities at any time subject to giving notice
If yes, in what circumstances	Lender can require return of securities or equivalent securities at any time subject to giving notice
Are there any circumstances in which the borrower is not required to return securities or equivalent securities on settlement?	No
If yes, detail any exceptions	n/a

**Part B: For relevant interests arising out of lending securities - State Street Bank and Trust Company lends the securities under securities lending agreement, and retains relevant interest through the right to recall the securities or equivalent securities.**

Type of agreement	Global Master Securities Lending Agreement/Master Securities Loan Agreement
Parties to agreement	(1) STATE STREET BANK AND TRUST COMPANY (2) The entity referred to in the relevant part of Annexure B to this notice
Can the parties exercise voting rights attaching to the securities?	(1) Yes, but only if the lender recalls the loan and exercises its right to become the registered holder (2) Yes (while registered holder)
If yes, in what circumstances	(1) Only if the lender recalls the loan and exercises its right to become the registered holder (2) Borrower may exercise voting rights (while registered holder)
Transfer date	The dates on which the securities were delivered to the borrower are set out in Annexure B to this notice
Scheduled return date	No scheduled return date
Does the borrower have the right to return the securities early?	No scheduled return date. Borrower can return securities or equivalent securities at any time subject to giving notice
If yes, in what circumstances	Borrower can return securities or equivalent securities at any time subject to giving notice
Does the lender have the right to recall the securities early (ie before the scheduled return date)?	No scheduled return date. Lender can require return of securities or equivalent securities at any time subject to giving notice
If yes, in what circumstances	Lender can require return of securities or equivalent securities at any time subject to giving notice
Are there any circumstances in which the borrower is not required to return securities or equivalent securities on settlement?	No
If yes, detail any exceptions	n/a

**Part C: For relevant interests arising out of lending securities - State Street Bank and Trust Company acquires a relevant interest in securities through taking a security interest ("pledge") over the securities as collateral to secure a securities loan. (See Part B of this Annexure for securities loan details.)**

Type of agreement	Global Master Securities Lending Agreement Security Agreement: the pro forma security agreement governing the pledge is attached to this notice
Parties to agreement	(1) STATE STREET BANK AND TRUST COMPANY (2) The entity referred to in the relevant part of Annexure B to this notice
Can the parties exercise voting rights attaching to the securities?	(1) Yes, but only if the borrower defaults and pledge is enforced (2) Yes
If yes, in what circumstances	(1) Only if the borrower defaults and pledge is enforced (2) In accordance with ordinary rights as registered holder, either directly or through nominee holder
Pledge date	The dates on which the securities were pledged, as indicated in Annexure B to this notice
Scheduled release date	No scheduled release date. Securities are released from pledge on termination of related securities loan
Does the borrower have the right to have the securities released early?	No scheduled release date. Securities are released from pledge on termination of related securities loan or the provision of alternative collateral
If yes, in what circumstances	At any time subject to returning the borrowed securities or equivalent securities or providing alternative collateral
Are there any circumstances in which the lender is not required to release the pledged securities on settlement?	No, assuming the borrower returns the borrowed securities or equivalent securities
If yes, detail any exceptions	n/a (lender must release pledged securities if the borrower returns the borrowed securities or equivalent securities)