

ASX Announcement

19 August 2024

FY24 Investor Presentation

Attached for release is Reece Limited's FY24 Investor Presentation for the 12 month period ended 30 June 2024.

For further information contact:

Georgina Freeman
Investor Relations

Reece Group

E: georgina.freeman@reece.com.au

T: 0401 684 722

Siobhan Weaver
Corporate Affairs

Reece Group

E: siobhan.weaver@reece.com.au

T: 0477 480 813

This announcement has been authorised by Chantelle Duffy, Company Secretary at the direction of the Reece Limited Board.

About the Reece Group

Reece Group is a leading distributor of plumbing, waterworks and HVAC-R products to commercial and residential customers through over 900 branches in Australia, New Zealand and the United States.

Established in 1920 and listed on the Australian Securities Exchange (ASX: REH), Reece Group has approximately 9,000 employees who are focused on building a better world for our customers by being our best.

For further information on Reece Group and its portfolio of businesses please visit group.reece.com/au.

The logo for Reece, featuring the word "reece" in a white, lowercase, sans-serif font inside a dark blue rounded rectangle. The background of the entire slide is a high-angle photograph of a warehouse floor filled with stacks of pipes. On the left, there are several large stacks of black corrugated pipes supported by metal racks. In the upper right, there are stacks of light blue pipes. On the right side, there are large stacks of white pipes, some secured with green straps. A person wearing an orange high-visibility vest and a dark cap is walking on the concrete floor in the lower right quadrant, providing a sense of scale to the massive quantities of inventory.

Full Year Results 2024

12 months ended
30 June 2024

Disclaimer

The material in this presentation has been prepared by Reece Limited (ABN 49 004 313 133) ("Reece") (ASX:REH) and is general background information about Reece's activities current as at the date of this presentation, 19 August 2024. The information is given in summary form and does not purport to be complete. In particular you are cautioned not to place undue reliance on any forward-looking statements regarding Reece's belief, intent or expectations with respect to Reece's businesses, market conditions and/or results of operations. Although due care has been used in the preparation of such statements, actual results may vary in a material manner. No representation, warranty or assurance (express or implied) is given or made in relation to any forward-looking statement by any person (including Reece).

Subject to any continuing obligations under applicable law or any relevant listing rules of the Australian Securities Exchange, Reece disclaims any obligation or undertaking to disseminate any updates or revisions to any forward-looking statements in this presentation to reflect any change in expectations in relation to any forward-looking statements or any change in events, conditions or circumstances on which any such statement is based. Nothing in this presentation shall under any circumstances create an implication that there has been no change in the affairs of Reece since the date of these materials.

Information in this presentation, including any forecast financial or other information, should not be considered as advice or a recommendation to investors or potential investors in relation to holding, purchasing or selling securities. Before acting on any information you should consider the appropriateness of the information having regard to these matters and, in particular, you should seek independent financial advice.

IFRS Financial Information

The IFRS financial information included in this document for the year ended 30 June 2024 is unaudited. The Group's full financial statements for the year ended 30 June 2024 will be available on 22 August 2024. The financial report is not expected to be subject to a modified audit opinion, emphasis of matter or other matters paragraph.

Non-IFRS Financial Information

Reece uses certain measures to manage and report on its business that are not recognised under Australian Accounting Standards. These measures are collectively referred to as non-IFRS financial measures. Although Reece believes that these measures provide useful information about the financial performance of Reece, they should be considered as supplemental to the measures calculated in accordance with Australian Accounting Standards and not as a replacement for them. Because these non-IFRS financial measures are not based on Australian Accounting Standards, they do not have standard definitions, and the way Reece calculates these measures may differ from similarly titled measures used by other companies. Readers should therefore not place undue reliance on these non-IFRS financial measures. Group definitions are included in the appendix and supplementary information at the end of the presentation.

Non-IFRS performance measures have not been subject to audit.

Note: All financial amounts contained in this presentation are expressed in Australian dollars unless otherwise stated. Any discrepancies between totals and the sum or calculation of components in tables contained in this presentation are due to rounding. Any discrepancies in the calculation of percentage movements in financial amounts from one period to another are due to rounding.

Presenters



Peter Wilson

CEO



Andy Young

CFO

Agenda



- 01 FY24 overview
- 02 Strategy recap
- 03 Operational review
- 04 Financial review
- 05 Outlook
- 06 Summary
- 07 Q&A

01
FY24
Overview



Financial overview

Disciplined execution in a challenging market environment

Sales revenue

up 3% to \$9.1b

Adjusted EBIT

up 2% to \$681m

Adjusted NPAT

up 3% to \$416m

Adjusted EPS

up 3% to 64 cents

ANZ

Sales revenue
flat at \$3.8b

US

Sales revenue
up 3% to US\$3.5b*

Net leverage ratio

0.6x (FY23 0.9x)

FY24 total dividend

25.75 cents per
share (fully franked)

*US sales revenue up 5% in AUD to A\$5.3b

All statutory metrics (EBIT, NPAT and EPS) included on slide 36

All Group definitions included on slide 37

02

Strategy recap



Our Blueprint

Inspired by our Purpose

Building a better world for our customers by being the best.

Live the Reece Way

Our purpose and values guide our decisions and our actions, big and small.

Embrace our 2030 Vision

We will be our trade's most valuable partner.

Execute Strategic Priorities



Operational Excellence



Accelerating Innovation



Investing for Profitable Growth

Deliver Customer Promise

Customised service:
Works For You

The Reece Way

1997

THE REECE WAY

OUR GOAL
TO BE THE BEST
BY CONSTANTLY IMPROVING
THE SERVICE WE PROVIDE
OUR CUSTOMERS

OUR VALUES

customer focus
We must provide each customer with the very best personalized service.

continuous improvement
Continually look at ways of doing things better and more efficiently.

initiative
Be enthusiastic. Always "have a go" - don't wait for someone else to do it.

commitment
Hard work, loyalty and performance will be recognized.

integrity
We must behave honestly and ethically. Make your word your bond. If you promise something, deliver it.

responsibility
Always lead by example. Take responsibility for your actions - even when things go wrong.

respect
Give everyone a fair go. Listening to others and sharing ideas leads to better results.

teamwork
Never let your team mates down. Work together and support majority decisions.

simplicity
Keep it simple and use your common sense.

humility
Be humble when we enjoy success and recognize the efforts of those who have contributed to it.

reece

R10 The Reece Way

Our Goal
To be the best by constantly improving the service we provide our customers.

Our Values

- 1 Customer Focus**
Listen to your customers and build relationships so you can understand their needs and provide them with the very best customer service.
 - 2 People Development**
Take advantage of opportunities to learn and grow and support others in their development. Encourage people to be the best they can be. Our success depends on having the right people in the right positions with the right attitude.
 - 3 Continuous Improvement (CIP)**
Continually look at ways of doing things better and more efficiently. Aim to do it right the first time. Be positive and open to new ideas. Listening to others, sharing ideas and measuring progress always leads to better results.
 - 4 Hard Work & Performance**
Be persistent, always "have a go" and make things happen. Implement ideas and produce results. If you promise something, do it. Enthusiasm, commitment and performance will be rewarded. Enjoy what you do.
 - 5 Lead by Example & Take Responsibility**
Always lead by example and set the highest standards. Take responsibility for your actions and results. Don't blame other people or events when things go wrong.
 - 6 Teamwork & Respect**
Work together and never let your team mates down. Show respect for all points of view and understand all the facts before passing judgement. Support majority decisions.
 - 7 Be Entrepreneurial**
Use your initiative and be creative to grow the business. Think of the business as your own.
 - 8 Keep it Simple**
Keep it simple, use your common sense and move quickly. Embrace our "single systems" approach.
 - 9 Honesty & Integrity**
Be honest. Behave ethically. Act with integrity. Make your word your bond.
 - 10 Be Humble**
Be humble when we enjoy success and recognise the efforts of those who have contributed to it.
- reece

2016

THE REECE WAY

reece group

Our Purpose

To improve the lives of our customers and our people by striving for greatness every day.

Our Values

Create customers for life ∞	Discover your best ★
Grow as a team 🌳	Innovate big and small ✓
Try. Try. Try. 👤	Own it 👉
Keep it simple 🍊	Do the right thing 💧
Be humble 📄	Write the next chapter 📖

2006

2024

The Reece Way

reece

Building a better world for our customers by being the best.

Create customers for life Understand your customers to help solve their problems. Build relationships and create loyalty.	Be your best Keep learning. Keep growing. Become your best and bring out the best in others.
Team first Work and grow together. And never let your team mates down.	Entrepreneurial spirit Drive the business as if it's your own. Treat every day like it's our first. Move with speed and make it happen.
Innovate big and small Be one step ahead of our customer's needs. Continually improve - there is always a better way. Embrace change.	Try. Try. Try. Achieving anything worthwhile takes grit and resilience. Never give up.
Own it Lead by example and if something goes wrong, just fix it.	Keep it simple Make it clear. Cut the complexity and act quickly.
Do the right thing Be honest. Think about the impact of your actions on Reece and the world around you.	Be humble Listen first. Understand that success is a team sport. Show pride without ego.

The Reece Way

Our Purpose

Building a better world for our customers by being the best.

Create customers for life



Be your best



Team first



Entrepreneurial spirit



Innovate big and small




Try. Try. Try.



Own it



Keep it simple



Do the right thing



Be humble




03

Operational review



Strong execution of strategic priorities



Operational Excellence

- Ongoing focus on the fundamentals, continuous improvement and delivery of our customer promise.
- Attracting, retaining and developing teams.
- Refreshed 'The Reece Way'.



Accelerating Innovation

- Remain focused on innovation initiatives supporting trade of the future.
- Digitising and enhancing the customer experience.



Investing for Profitable Growth

- Ongoing expansion of network in both regions through organic and in-organic growth.

2030
Vision



Operational overview

ANZ

ANZ network of scale



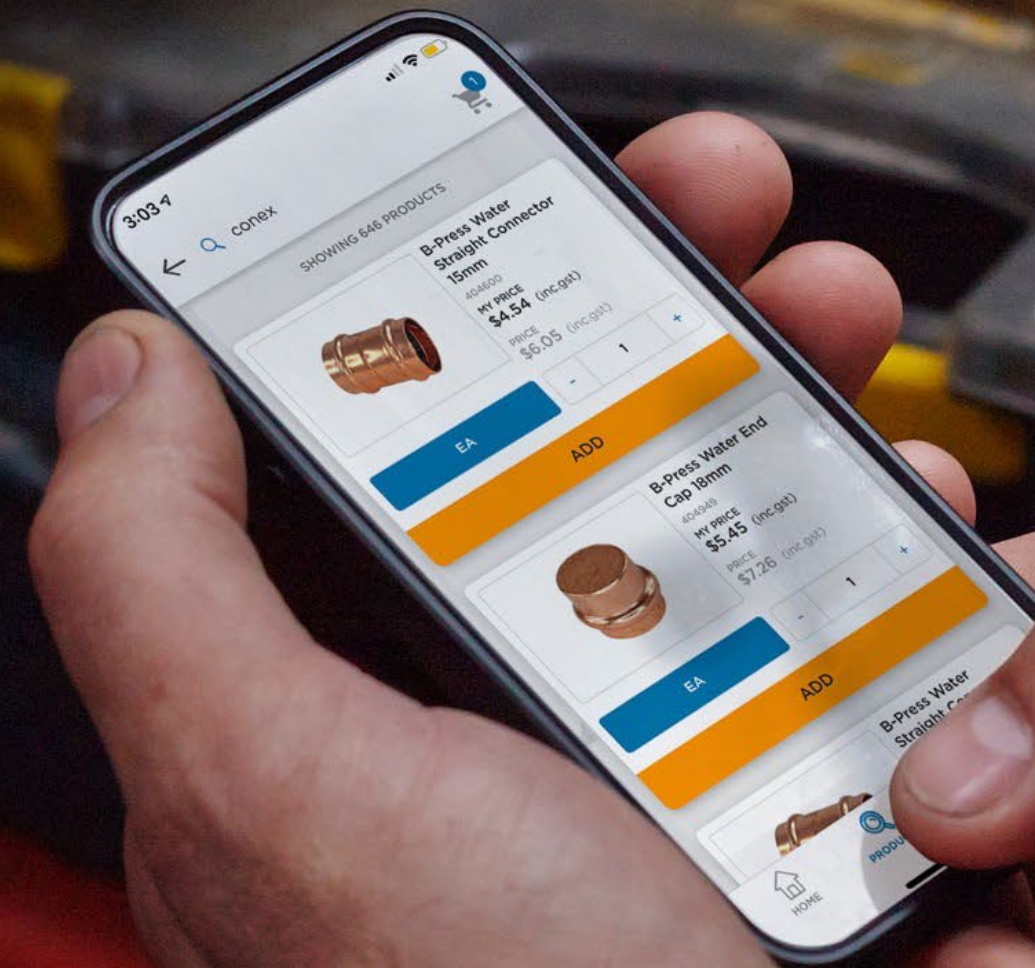
Leveraging network density to deliver customer promise; ongoing investment in network infill and upgrades.

New Auckland distribution centre

To support and scale our
operations in New Zealand.

Driving innovation for the future of our trade

Staying at the forefront of future trends;
helping our customers run their
business with ease.

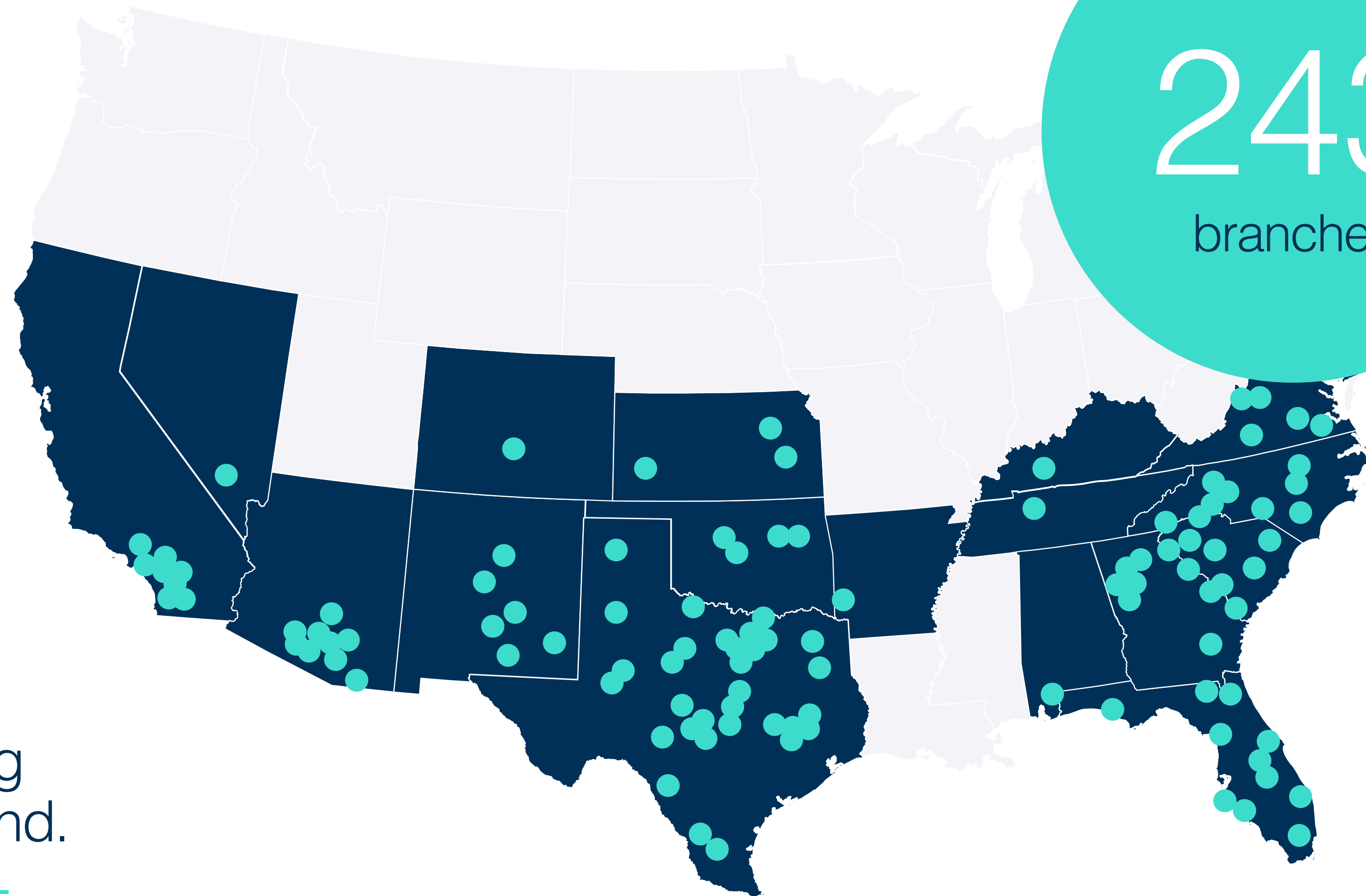




Operational overview

US

Building scale in the US



Network expansion and upgrades continue; strong progress on Reece rebrand.

Supporting growth in the US

New distribution centre will
support service proposition.



Continuing to invest in our team

Building capability to support the growth of our network.



04

Financial review



Group financial highlights

Statutory sales revenue

up 3%
to \$9.1b

From \$8.8b

Statutory EBITDA

up 7%
to \$1.0b

From \$944m

Statutory EBIT

up 4%
to \$681m

From \$654m

Statutory NPAT

up 8%
to \$419m

From \$388m

Statutory EPS

up 8%
to 65 cents

From 60 cents

Constant currency sales revenue

up 2%

Adjusted EBITDA

up 5%
to \$1.0b

From \$958m

Adjusted EBIT

up 2%
to \$681m

From \$668m

Adjusted NPAT

up 3%
to \$416m

From \$405m

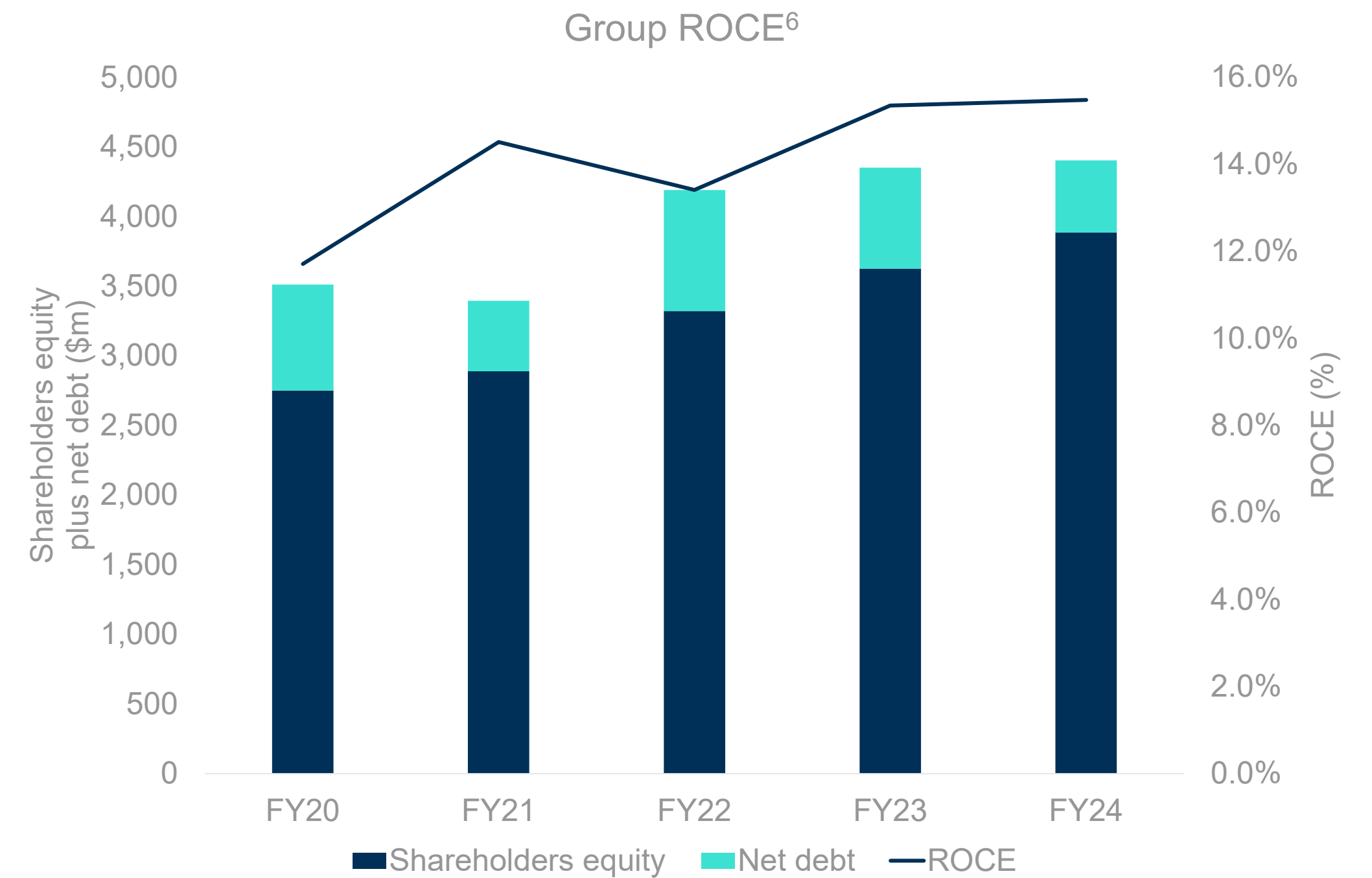
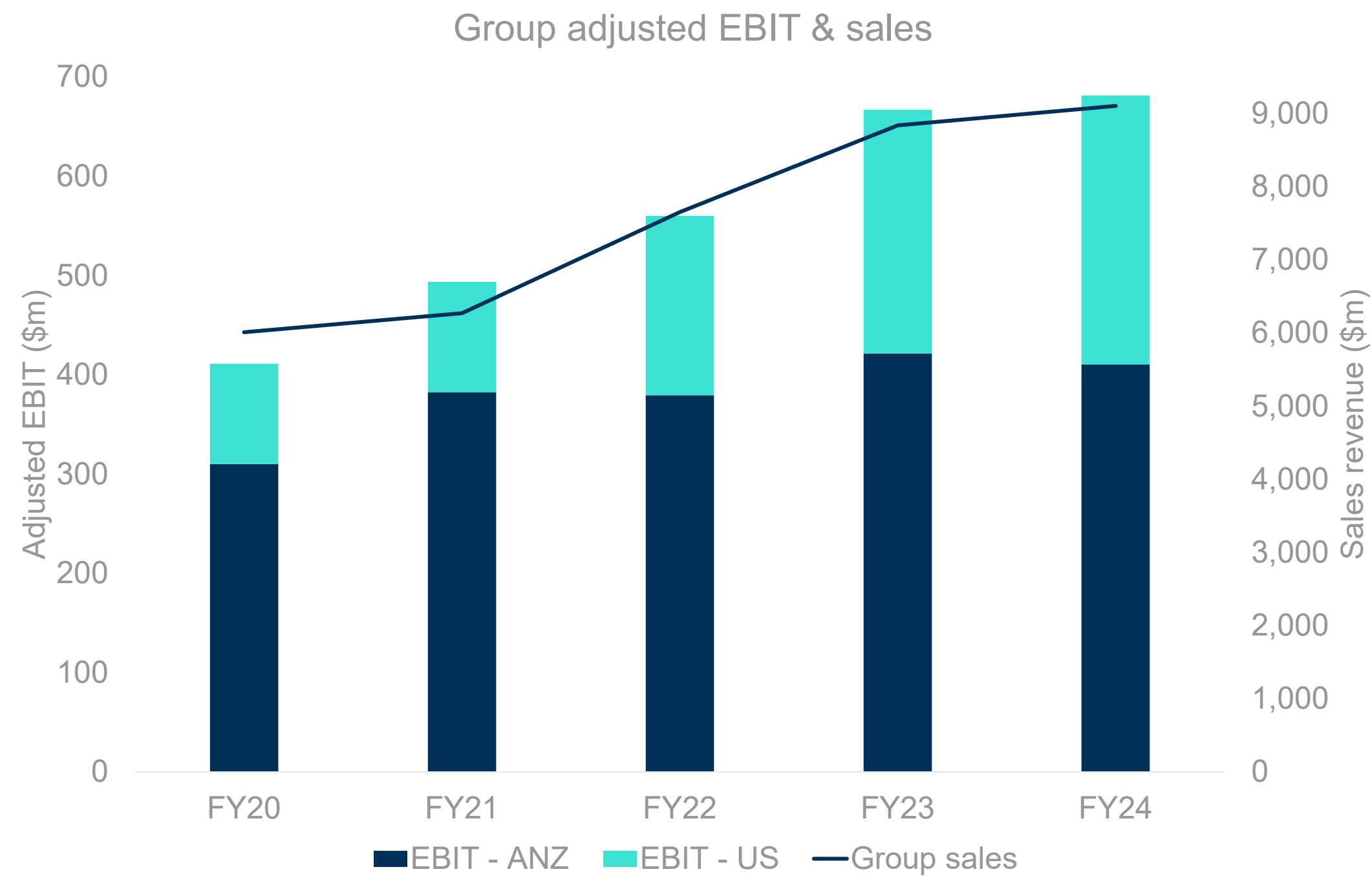
Adjusted EPS

up 3%
to 64 cents

From 63 cents

Adjusted (non-IFRS) metrics are statutory metrics adjusted to exclude government incentive scheme income (BAC income), impairment expenses and business acquisition costs
All Group definitions included on slide 37

Group performance



Continuing to invest through the cycle as activity softened.

ANZ financial highlights

More challenging trading environment in 2H

Sales flat

- Softening housing market created headwinds in 2H.
- Backlog activity largely worked through.

Adjusted EBIT down 3%

- Despite macro environment, business remained focused on execution of the fundamentals.
- Disciplined management of cost base to offset inflationary pressure.
- Continuing to invest through the cycle in network and core capabilities, driving increased D&A.

FY24 30 June 2024 (A\$m)	1H	2H	FY24	FY23	Var. %
Sales revenue	1,972	1,874	3,846	3,853	flat
Adjusted EBITDA ¹	307	253	560	557	1%
Adjusted EBITDA ¹ margin	15.6%	13.5%	14.6%	14.5%	10bps
EBIT	233	177	410	408	0.5%
Adjusted EBIT	233	177	410	421	(3%)

US financial highlights

End markets remain mixed

Sales up 3% (US dollars)

- Overall trading environment challenging, despite improvement in 2H sales.

Adjusted EBIT up 7% (US dollars)

- Continuing to embed fundamentals of the Reece model.
- Disciplined management of cost base to offset inflationary pressure.
- Investment in Reece rebrand, network expansion and branch upgrades.

USD

FY24 30 June 2024 (US\$m)	1H	2H	FY24	FY23	Var.
Sales revenue	1,683	1,769	3,452	3,342	3%
Adjusted EBITDA ¹	143	150	293	269	9%
Adjusted EBITDA ¹ margin	8.5%	8.5%	8.5%	8.1%	44bps
EBIT	87	91	178	165	8%
Adjusted EBIT	87	91	178	166	7%

AUD

FY24 30 June 2024 (A\$m)	1H	2H	FY24	FY23	Var.
Sales revenue	2,566	2,693	5,259	4,987	5%
Adjusted EBITDA ¹	219	228	447	401	11%
Adjusted EBITDA ¹ margin	8.5%	8.5%	8.5%	8.1%	44bps
EBIT	134	137	271	246	10%
Adjusted EBIT	134	137	271	247	10%

Cashflow

- Strong operating cash flow generation.
- Increased investment in priority areas: branch refurbishments, rebrand, new stores, fleet and technology.
- Continuing to pay down debt; gross interest expense of \$69m* for FY24.
- Gross interest expense range of \$53m - \$63m** expected for FY25.
- Effective tax rate of 29% for FY24.

*Gross interest expense excluding AASB16 Leases interest

** Estimate is indicative only and based on current drawdowns, interest and exchange rates (excludes AASB16 Leases interest)

FY24 - 30 June 2024 (A\$m)	FY24	FY23
Adjusted EBITDA ¹	1,007	958
Net movements in working capital (incl. FX)	29	70
Non-cash items and BAC income ³	-	25
Income tax paid	(194)	(200)
Net finance costs	(56)	(55)
Lease interest paid	(35)	(32)
Cash inflow from operations	751	766
Capital expenditure	(258)	(177)
Proceeds from sale of assets	16	14
Dividends paid	(161)	(149)
Cash inflow / (outflow) before acquisitions and repayment of borrowings	348	454
Business acquisitions / investments	(2)	(146)
Net repayment of borrowings (including leases)	(378)	(158)
Net increase / (decrease) in cash	(32)	150
Free cash flow⁴	672	673

Balance sheet

Net working capital

- Disciplined management of NWC in subdued volume environment.
- NWC to sales ratio 18% (FY23: 19%).

Net working capital		(A\$m)
NWC 30 June 2023		1,664
Inventory	↓	(9)
Receivables	↑	31
Payables	↑	(61)
NWC 30 June 2024		1,625

Debt

- Strong cashflow generation continuing to support debt paydown.
- Decrease in net leverage ratio to 0.6x (FY23: 0.9x).
- US\$300m USPP note issuance diversifying funding sources and extending average maturity.

	FY24	FY23
Net leverage ratio ²	0.6x	0.9x
Available liquidity ⁵	\$1,470m	\$944m
Net debt	\$518m	\$725m
Average debt maturity	5.9 years	3.2 years

Capital management priorities

Enable sustainable long term growth

01.

Invest in growth

Organic investments and M&A.

02.

Strong balance sheet

Pay down debt; retain flexibility for growth.

03.

Shareholder returns

Dividends, share buyback.

05

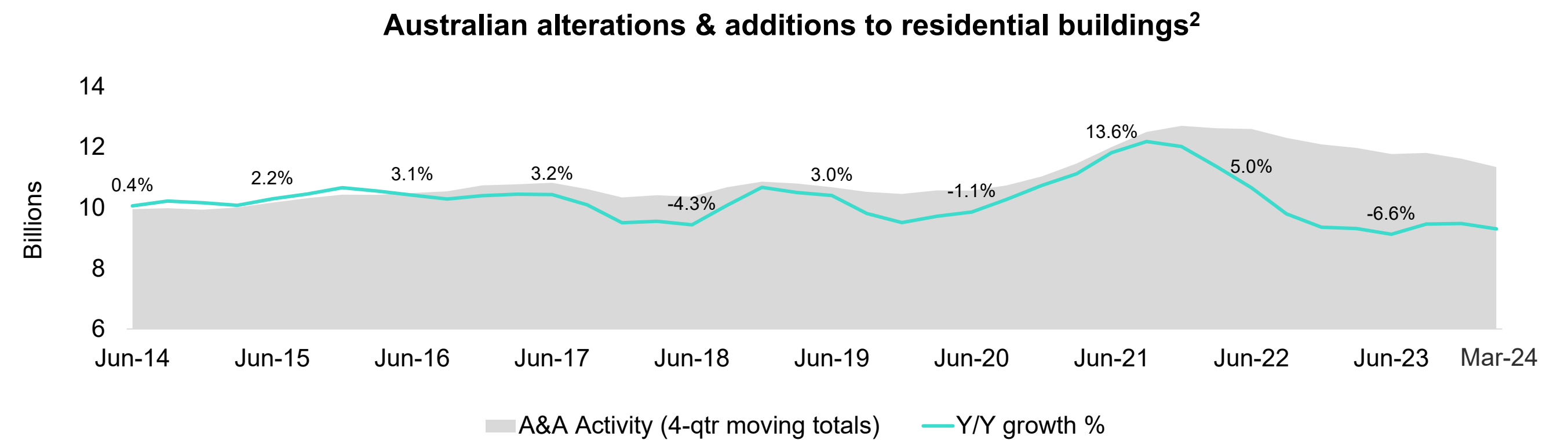
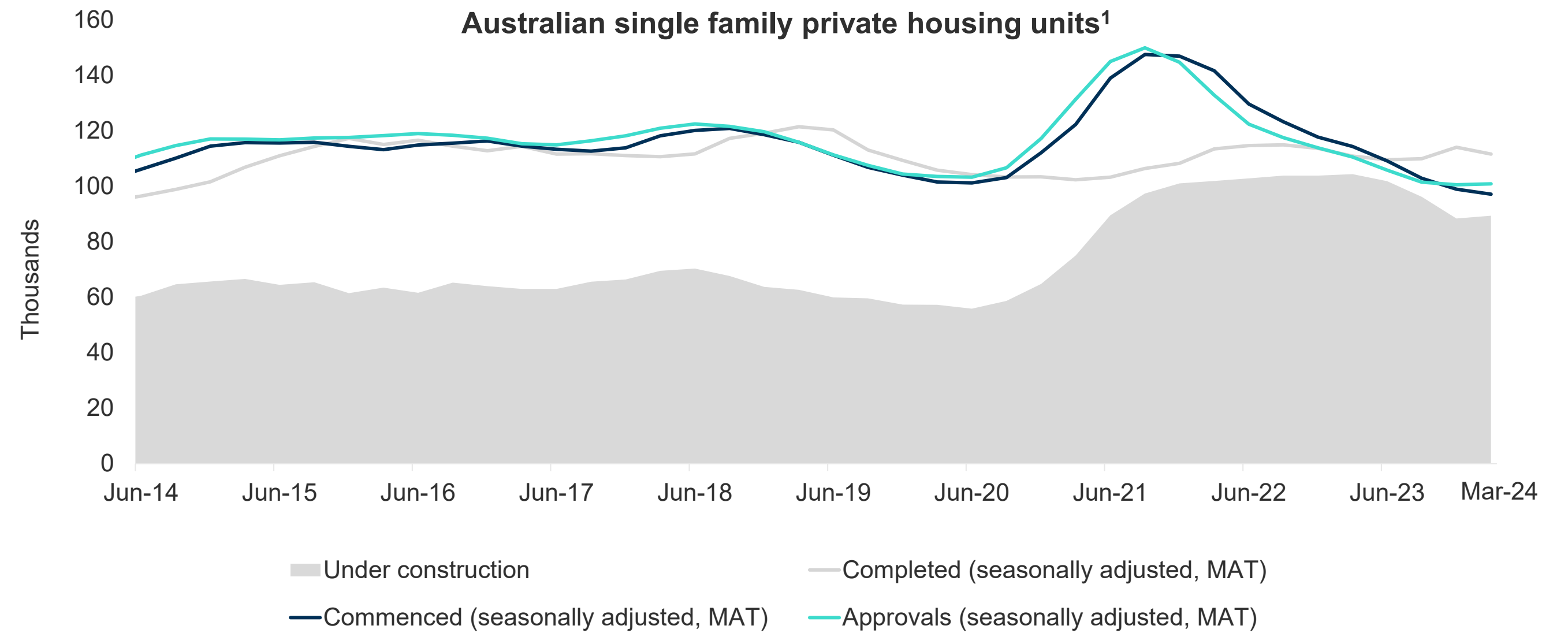
Outlook



Expect near term to remain challenging

ANZ

- Backlog largely worked through.
- Housing activity expected to remain soft.



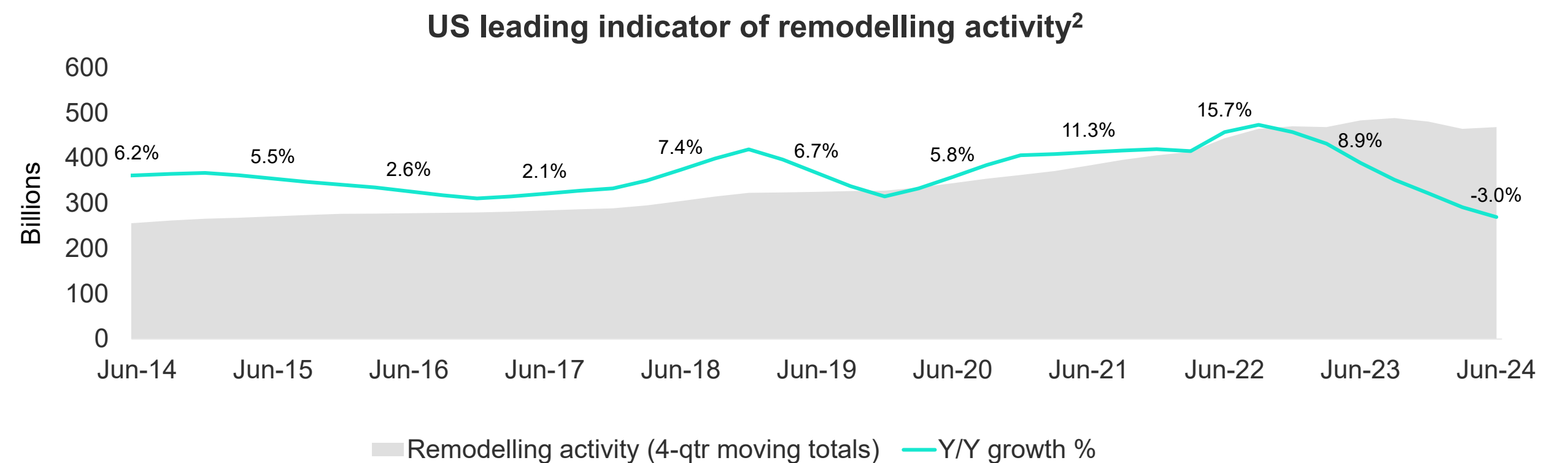
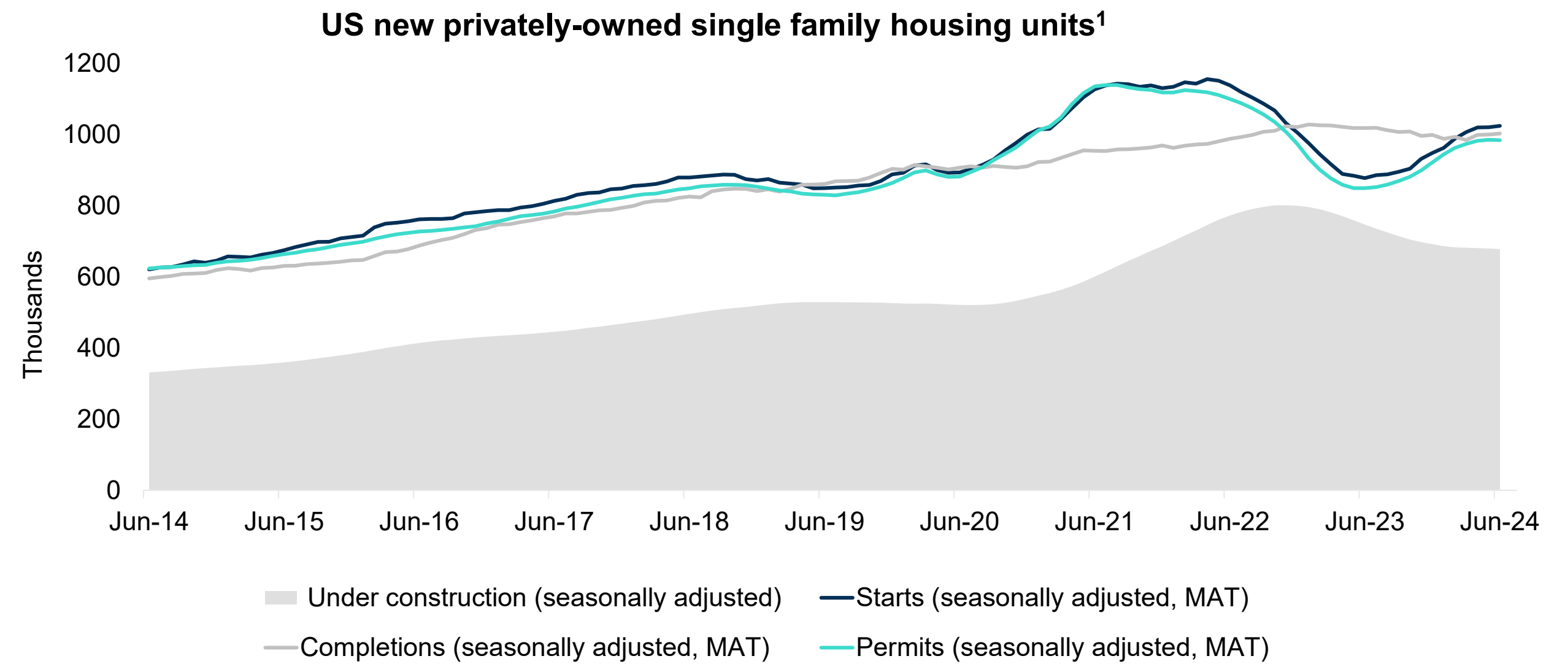
¹ Australian Bureau of Statistics, private sector houses

² Australian Bureau of Statistics, value of work done during quarter, chain volume measures, total residential, original

Expect near term to remain challenging

US

- Remain cautious given economic uncertainty.
- Current trading environment remains mixed.
- Lag between improving lead indicators and increased activity levels.



¹ US Census Bureau, single family new privately-owned housing

² Joint Center for Housing Studies of Harvard University <https://www.jchs.harvard.edu/research-areas/remodeling/lira>

06

Summary

Reece approach remains unchanged.



Focus on the
fundamentals



Customer
proposition



Investing for
the future

07

Q&A

reece

Appendix and supplementary information

Key metrics

Reconciliation from Statutory EBIT to Adjusted EBIT

FY24: 30 June 2024 (A\$m)	FY24	FY23	Var.
EBIT (statutory)	681	654	4%
Add back/deduct:			
BAC income	-	(16)	
Impairment	-	29	
Business acquisition costs	-	1	
Adjusted EBIT	681	668	2%

Reconciliation from Statutory EBIT to Adjusted EBITDA

FY24: 30 June 2024 (A\$m)	FY24	FY23	Var.
EBIT (statutory)	681	654	4%
Add back/deduct:			
BAC income	-	(16)	
Depreciation and amortisation	326	290	
Impairment	-	29	
Business acquisition costs	-	1	
Adjusted EBITDA	1,007	958	5%

Reconciliation from Statutory NPAT to Adjusted NPAT

FY24: 30 June 2024 (A\$m)	FY24	FY23	Var.
NPAT (statutory)	419	388	8%
Add back/deduct (tax effected):			
US tax adjustment (LIFO)	(3)	(2)	
BAC income	-	(11)	
Impairment	-	29	
Business acquisition costs	-	1	
Adjusted NPAT	416	405	3%
EPS (statutory)	65 cents	60 cents	8%
Adjusted EPS (based on adjusted NPAT)	64 cents	63 cents	3%

Group definitions

1	Adjusted EBITDA	EBITDA adjusted to exclude government incentive scheme income (BAC income ³), impairment expenses and business acquisition costs
2	Net leverage ratio	Net debt over 12-month rolling EBITDA, calculated on a pre-AASB16 <i>Leases</i> basis
3	BAC income	Income from Boosting Apprenticeship Commencements (BAC) government incentive scheme
4	Free cash flow	Adjusted EBITDA less net movements in working capital, income tax paid and lease payments
5	Available liquidity	Cash plus headroom on the Group's available facilities at period end
6	Return on capital employed	Adjusted EBIT as a percentage of shareholders equity plus net debt
7	Constant currency basis	Constant currency basis applies the same US foreign exchange rate of 0.6710 from FY23 to current period sales to eliminate the foreign exchange impact when comparing sales to pcp

FX impact on sales

