

FORM 603

Corporations Act 2001

Section 671B

Notice of initial substantial holder**To: Company Name/Scheme: ASALEO CARE LIMITED**ACN/ARSN: **154 461 300****1. Details of substantial holder**

Name: Commonwealth Bank of Australia ACN 123 123 124 (CBA) and its related bodies corporate listed in annexure A

The holder became a substantial holder on: **25/03/2015****2. Details of voting power**

The total number of votes attached to all the voting shares in the company or voting interests in the scheme that the substantial holder or an associate had a relevant interest in on the date the substantial holder became a substantial holder are as follows.

Class of securities	Number of securities	Person's votes	Voting power (%)
Fully Paid ordinary shares	25,956,987	25,956,987	4.30

For the Securities (if any) listed below see NOTE 1 at the end of this form

Class of securities	Number of securities	Person's votes	Voting power (%)
Fully Paid ordinary shares	4,415,763	4,415,763	0.73

Class of securities	Number of securities	Person's votes	Voting power (%)
GRAND TOTAL Fully paid ordinary shares	30,372,750	30,372,750	5.03

3. Details of relevant interests

The nature of the relevant interest the substantial holder or an associate had in the following voting securities on the date the substantial holder became a substantial holder are as follows:

Holder of relevant interest	Nature of relevant interest	Class and number of securities
CBA Equities Limited ACN 003 485 952	<p>Relevant interest under paragraph 608(1)(b) and/or 608(1)(c) of the Corporations Act 2001 (Cth), being a relevant interest arising as a result of having the power to control the exercise of the right to vote attached to securities and/or to control the exercise of the power to dispose of securities in a proprietary capacity (including as a result of underwriting activities), but where the securities are held by a nominee or custodian for CBAE. In addition, if any OTC derivatives, warrants or other securities (other than ordinary shares or ordinary units (as applicable)) are referred to below in this row, the relevant interest in respect of those securities arises under subsection 608(8) being an accelerated relevant interest held in the same capacity.</p> <p>Nature of relevant interest derived from; ordinary shares 527,095</p>	<p>527,095 Fully paid ordinary shares</p>
Colonial First State Investments Limited (Note 1) ACN 002 348 352	<p>Relevant interest under paragraph 608(1)(b) and/or 608(1)(c) of the Corporations Act 2001 (Cth), being a relevant interest arising from having the residual power to control the exercise of the right to vote attached to securities and/or to control the exercise of the power to dispose of securities in its capacity as a responsible entity of a managed investment scheme (which managed investment scheme is not managed by either Colonial First State Investments Limited or a related body corporate). In addition, if any OTC derivatives, warrants or other securities (other than ordinary shares or ordinary units (as applicable)) are referred to below in this row, the relevant interest in respect of those securities arises under subsection 608(8) being a residual accelerated relevant interest held in the same capacity. Colonial First State Investments Limited has authorised the manager of each such managed investment scheme to exercise the powers referred to in paragraph 608(1)(b) and/or 608(1)(c) of the Corporations Act 2001 (Cth) in relation to those securities managed by the manager to the exclusion of Colonial First State Investments Limited except for provisions allowing Colonial First State Investments Limited to terminate the agreement with the manager or to exercise those powers where the agreement is terminated.</p> <p>Nature of relevant interest derived from; ordinary shares 4,415,763</p>	<p>4,415,763 Fully paid ordinary shares</p>
Acadian Asset Management (Australia) Limited ACN 114 200 127	<p>Relevant interest under paragraph 608(1)(b) and/or 608(1)(c) of the Corporations Act 2001 (Cth), being a relevant interest arising from having the power to control the exercise of the right to vote attached to securities and/or to control the exercise of the power to dispose of</p>	<p>3,350,814 Fully paid ordinary shares (including 120,008 borrowed from UBS AG (Agreement 3), see Annexure C)</p>

	<p>securities in its capacity as investment manager, as provided for under its investment mandates. In addition, if any OTC derivatives, warrants or other securities (other than ordinary shares or ordinary units (as applicable)) are referred to below in this row, the relevant interest in respect of those securities arises under subsection 608(8) being an accelerated relevant interest held in the same capacity.</p> <p>Nature of relevant interest derived from; ordinary shares 3,350,814</p>	<p>(including 101,665 borrowed from UBS AG (Agreement 1), see Annexure C)</p> <p>(including 255,591 borrowed from UBS AG (Agreement 2), see Annexure C)</p>
Colonial First State Asset Management (Australia) Limited ACN 114 194 311	<p>Relevant interest under paragraph 608(1)(b) and/or 608(1)(c) of the Corporations Act 2001 (Cth), being a relevant interest arising from having the power to control the exercise of the right to vote attached to securities and/or to control the exercise of the power to dispose of securities in its capacity as investment manager (as provided for under its investment mandates). In addition, if any OTC derivatives, warrants or other securities (other than ordinary shares or ordinary units (as applicable)) are referred to below in this row, the relevant interest in respect of those securities arises under subsection 608(8) being an accelerated relevant interest held in the same capacity.</p> <p>Nature of relevant interest derived from; ordinary shares 22,079,078</p>	<p>22,079,078 Fully paid ordinary shares</p>
Colonial First State Investments Limited ACN 002 348 352	<p>Relevant interest under paragraph 608(1)(b) and/or 608(1)(c) of the Corporations Act 2001 (Cth), being a relevant interest arising from having the power to control the exercise of the right to vote attached to securities and/or to control the exercise of the power to dispose of securities in its capacity as a responsible entity of a managed investment scheme (which managed investment scheme is managed by Colonial First Statement Investments Limited or a related body corporate). In addition, if any OTC derivatives, warrants or other securities (other than ordinary shares or ordinary units (as applicable)) are referred to below in this row, the relevant interest in respect of those securities arises under subsection 608(8) being an accelerated relevant interest held in the same capacity.</p> <p>Nature of relevant interest derived from; ordinary shares 22,104,823</p>	<p>22,104,823 Fully paid ordinary shares</p> <p>(including 120,008 borrowed from UBS AG (Agreement 3), see Annexure C)</p> <p>(including 101,665 borrowed from UBS AG (Agreement 1), see Annexure C)</p> <p>(including 255,591 borrowed from UBS AG (Agreement 2), see Annexure C)</p>
Sovereign Services Limited ACN 969417	<p>Relevant interest under paragraph 608(1)(c) of the Corporations Act 2001 (Cth), being a relevant interest arising from having the power to control the exercise of the power to dispose of securities in its capacity as investment manager, as provided for under its investment mandates. In addition, if any OTC derivatives, warrants or other securities (other than ordinary shares or ordinary units (as applicable)) are referred to below in this row, the relevant interest in respect of those securities arises under subsection 608(8) being an accelerated relevant interest held in the</p>	<p>33,602 Fully paid ordinary shares</p>

	<p>same capacity.</p> <p>Nature of relevant interest derived from; ordinary shares 33,602</p>	
<p>ASB Group Investments Limited Company Number 533945</p>	<p>Relevant interest under paragraph 608(1)(b) and/or 608(1)(c) of the Corporations Act 2001 (Cth), being a relevant interest arising from having the power to control the exercise of the right to vote attached to securities and/or to control the exercise of the power to dispose of securities in its capacity as investment manager, as provided for under its investment mandates, as a life company holding statutory funds and as the responsible entity or manager of a managed investment scheme. In addition, if any OTC derivatives, warrants or other securities (other than ordinary shares or ordinary units (as applicable)) are referred to below in this row, the relevant interest in respect of those securities arises under subsection 608(8) being an accelerated relevant interest held in the same capacity.</p> <p>Nature of relevant interest derived from; ordinary shares 145,609</p>	<p>145,609 Fully paid ordinary shares</p>
<p>Colonial First State Investments Limited (Note 1) ACN 002 348 352</p>	<p>Relevant interest under paragraph 608(1)(b) and/or 608(1)(c) of the Corporations Act 2001 (Cth), being a relevant interest arising from having the residual power to control the exercise of the right to vote attached to securities and/or to control the exercise of the power to dispose of securities in its capacity as a responsible entity of a managed investment scheme (which managed investment scheme is not managed by either Colonial First State Investments Limited or a related body corporate). In addition, if any OTC derivatives, warrants or other securities (other than ordinary shares or ordinary units (as applicable)) are referred to below in this row, the relevant interest in respect of those securities arises under subsection 608(8) being a residual accelerated relevant interest held in the same capacity. Colonial First State Investments Limited has authorised the manager of each such managed investment scheme to exercise the powers referred to in paragraph 608(1)(b) and/or 608(1)(c) of the Corporations Act 2001 (Cth) in relation to those securities managed by the manager to the exclusion of Colonial First State Investments Limited except for provisions allowing Colonial First State Investments Limited to terminate the agreement with the manager or to exercise those powers where the agreement is terminated.</p> <p>Nature of relevant interest derived from; ordinary shares 4,893,027</p>	<p>4,893,027 Fully paid ordinary shares</p> <p>(including 120,008 borrowed from UBS AG (Agreement 3), see Annexure C)</p> <p>(including 101,665 borrowed from UBS AG (Agreement 1), see Annexure C)</p> <p>(including 255,591 borrowed from UBS AG (Agreement 2), see Annexure C)</p>
<p>The Colonial Mutual Life Assurance Society Limited ACN 004 021 809</p>	<p>Relevant interest under paragraph 608(1)(a), 608(1)(b) and/or 608(1)(c) of the Corporations Act 2001 (Cth), being a relevant interest arising from holding securities, having the power to control the exercise of the right to vote attached to securities and/or to control the exercise of the power to dispose of securities in a proprietary</p>	<p>252,368 Fully paid ordinary shares</p>

	<p>capacity as a life insurance company. Statutory fund holdings are held by external custodians and voted by the relevant investment manager, so CMLA's relevant interest is qualified accordingly. In addition, if any OTC derivatives, warrants or other securities (other than ordinary shares or ordinary units (as applicable)) are referred to below in this row, the relevant interest in respect of those securities arises under subsection 608(8) being an accelerated relevant interest held in the same capacity.</p> <p>Nature of relevant interest derived from; ordinary shares 252,368</p>	
<p>Acadian Asset Management (Australia) Limited ACN 114 200 127</p>	<p>Relevant interest under paragraph 608(1)(b) and/or 608(1)(c) of the Corporations Act 2001 (Cth), being a relevant interest arising from having the power to control the exercise of the right to vote attached to securities and/or to control the exercise of the power to dispose of securities in its capacity as investment manager, as provided for under its investment mandates. In addition, if any OTC derivatives, warrants or other securities (other than ordinary shares or ordinary units (as applicable)) are referred to below in this row, the relevant interest in respect of those securities arises under subsection 608(8) being an accelerated relevant interest held in the same capacity.</p> <p>Nature of relevant interest derived from; ordinary shares 2,873,550</p>	<p>2,873,550 Fully paid ordinary shares</p>
<p>Colonial First State Asset Management (Australia) Limited ACN 114 194 311</p>	<p>Relevant interest under paragraph 608(1)(b) and/or 608(1)(c) of the Corporations Act 2001 (Cth), being a relevant interest arising from having the power to control the exercise of the right to vote attached to securities and/or to control the exercise of the power to dispose of securities in its capacity as investment manager (as provided for under its investment mandates). In addition, if any OTC derivatives, warrants or other securities (other than ordinary shares or ordinary units (as applicable)) are referred to below in this row, the relevant interest in respect of those securities arises under subsection 608(8) being an accelerated relevant interest held in the same capacity.</p> <p>Nature of relevant interest derived from; ordinary shares 21,647,499</p>	<p>21,647,499 Fully paid ordinary shares</p>

4. Details of present registered holders

The persons registered as holders of the securities referred to in paragraph 3 above are as follows

Holder of relevant interest	Registered holder of securities	Person entitled to be registered as holder	Class and number of securities
CBA Equities Limited ACN 003 485 952	Share Direct Nominees Pty Limited		527,095 Fully paid ordinary shares
Colonial First State Investments Limited (Note 1) ACN 002 348 352	Citicorp Nominees Pty Limited (Australia)		4,163,320 Fully paid ordinary shares
Colonial First State Investments Limited (Note 1) ACN 002 348 352	Citibank N A Hong Kong		252,443 Fully paid ordinary shares
Acadian Asset Management (Australia) Limited ACN 114 200 127	UBS Nominees Pty Ltd		477,264 Fully paid ordinary shares
Acadian Asset Management (Australia) Limited ACN 114 200 127	JPMorgan (UK)		2,873,550 Fully paid ordinary shares
Colonial First State Asset Management (Australia) Limited ACN 114 194 311	Citicorp Nominees Pty Limited (Australia)		14,841,990 Fully paid ordinary shares
Colonial First State Asset Management (Australia) Limited ACN 114 194 311	National Bank Nominees Pty Limited		381,987 Fully paid ordinary shares
Colonial First State Asset Management (Australia) Limited ACN 114 194 311	Citibank N A London		1,172,310 Fully paid ordinary shares
Colonial First State Asset Management (Australia) Limited ACN 114 194 311	JPMorgan (UK)		823,747 Fully paid ordinary shares
Colonial First State Asset Management (Australia) Limited ACN 114 194 311	BNP Paribas Securities		695,297 Fully paid ordinary shares
Colonial First State Asset Management (Australia) Limited ACN 114 194 311	Citibank N A Hong Kong		4,163,747 Fully paid ordinary shares

5. Consideration

The consideration paid for each relevant interest referred to in paragraph 3 above, and acquired in the four months prior to the day that the substantial holder became a substantial holder is as follows:

Holder of relevant interest	Date of acquisition	Consideration-Cash	Consideration-Non-Cash	Class and number of securities
See annexure B to this notice				

6. Associates

The reasons the persons named in paragraph 3 above are associates of the substantial holder are as follows:

Name and ACN/ARSN (if applicable)	Nature of association
ASB Group Investments Limited Company Number 533945	An indirect wholly-owned subsidiary, and therefore related body corporate, of Commonwealth Bank of Australia
Commonwealth Bank Officers Superannuation Corporation Pty Limited ACN 074 519 798	A direct wholly-owned subsidiary, and therefore related body corporate, of Commonwealth Bank of Australia
CBA Equities Limited ACN 003 485 952	An indirect wholly-owned subsidiary, and therefore related body corporate, of Commonwealth Bank of Australia
Colonial First State Asset Management (Australia) Limited ACN 114 194 311	An indirect wholly-owned subsidiary, and therefore related body corporate, of Commonwealth Bank of Australia
Acadian Asset Management (Australia) Limited ACN 114 200 127	An indirect partly-owned subsidiary of Commonwealth Bank of Australia which it controls.
Colonial First State Investments Limited ACN 002 348 352	An indirect wholly-owned subsidiary, and therefore related body corporate, of Commonwealth Bank of Australia
Sovereign Services Limited ACN 969417	An indirect wholly-owned subsidiary, and therefore related body corporate, of Commonwealth Bank of Australia
The Colonial Mutual Life Assurance Society Limited ACN 004 021 809	An indirect wholly-owned subsidiary, and therefore related body corporate, of Commonwealth Bank of Australia

7. Addresses

The addresses of persons named in this form are as follows:

Name	Address
ASB Group Investments Limited Company Number 533945	Level 2, ASB North Wharf, 12 Jellicoe Street, Auckland, 1010 , New Zealand
Commonwealth Bank Officers Superannuation Corporation Pty Limited ACN 074 519 798	Level 11 Tower 1, 201 Sussex St Sydney NSW 2001
CBA Equities Limited ACN 003 485 952	Ground Floor Tower 1, 201 Sussex Street, Sydney, NSW, 2000, Australia
Colonial First State Asset Management (Australia) Limited ACN 114 194 311	Ground Floor Tower 1, 201 Sussex Street, Sydney, NSW, 2000, Australia
Acadian Asset Management (Australia) Limited ACN 114 200 127	'Australia Square' Suite 2, Level 40, 264-278 George Street, Sydney, 2000, Australia
Colonial First State Investments Limited ACN 002 348 352	Ground Floor Tower 1, 201 Sussex Street, Sydney, NSW, 2000, Australia
Sovereign Services Limited ACN 969417	Level 2, ASB North Wharf, 12 Jellicoe Street, Auckland, 1010 , New Zealand
The Colonial Mutual Life Assurance Society Limited ACN 004 021 809	Ground Floor Tower 1, 201 Sussex Street, Sydney, NSW, 2000, Australia

8. Signature

NOTE 1--(This note is relevant to section 2,3,4 and 5)

The relevant interests in these securities:

- a) are/were held by Colonial First State Investments Limited (CFS) as responsible entity of the specified registered managed investment schemes and relate(d) to holdings in connection with the Colonial First State First Choice product range. Decisions to buy/sell those securities and exercise voting rights in relation to those securities are made by managers to whom CFS has outsourced those functions. By instrument dated 29 October 2001 the Australian Securities and Investments Commission ("ASIC") has granted certain relief to CFS and its related bodies corporate for these holdings from the applicable provisions of Chapter 6 of the Corporations Act in relation to the acquisition of or increase in voting power of such securities (the Manager Relief). These managers are not associates of, other than by virtue of an agreement in accordance with the terms of the Manager Relief, the Commonwealth Bank of Australia group; or
- b) are/were held by or for the benefit of specified index funds where the funds have an objective of maintaining a portfolio tracking error less than 0.5% per annum. ASIC has granted certain relief to CFS and its related bodies corporate for these holdings from the applicable provisions of Chapter 6 of the Corporations Act in relation to the acquisition of or increase in voting power of such securities.




Dated the 26 day of March 2015

Carla Collingwood-Company Secretary

Annexure A

This is annexure A referred to in Form 603, Notice of initial substantial holder dated **25/03/2015**



Carla Collingwood

Company Secretary

Dated the 26 March 2015

SCHEDULE

ACADIAN ASSET MANAGEMENT (AUSTRALIA) LIMITED	CBA (EUROPE) FINANCE LTD
ADVICE ESSENTIALS PTY LIMITED	CBA A320 4077 PTY LTD
AEGIS CORRECTIONAL PARTNERSHIP PTY LTD	CBA A320 5156 PTY LIMITED
AEGIS LIMITED	CBA A320 5249 PTY LTD
AHL HOLDINGS PTY LIMITED	CBA A320 5289 PTY LTD
ALTONA V6 PTY LIMITED	CBA A320 5638 PTY LTD
ASB BANK LIMITED	CBA A320 AIRCRAFT NO1 PTY LTD
ASB CAPITAL LIMITED	CBA A330 1427 Pty Ltd
ASB CAPITAL LIMITED (NZX-ASBPA)	CBA A330 1453 PTY LIMITED
ASB CAPITAL NO.2 LIMITED	CBA AIR A320 2714 PTY LTD
ASB CAPITAL NO.2 LIMITED (NZX-ASBPB)	CBA AIR PTY LTD
ASB FINANCE LIMITED	CBA ASSET FINANCE (NZ) LIMITED
ASB FUNDING LIMITED	CBA ASSET HOLDINGS (NZ) LIMITED
ASB GROUP (LIFE) LIMITED	CBA B377 37091 PTY LTD
ASB GROUP INVESTMENTS LIMITED	CBA CAPITAL AUSTRALIA (NO 2) PTY LIMITED
ASB HOLDINGS LIMITED	CBA CAPITAL AUSTRALIA LIMITED
ASB MANAGEMENT SERVICES LIMITED	CBA CAPITAL HOLDINGS INC.
ASB NOMINEES LIMITED	CBA CAPITAL TRUST I
ASB SECURITIES LIMITED	CBA CAPITAL TRUST II
ASKLEPIOS LIMITED	CBA CORPORATE SERVICES (NSW) PTY LIMITED
ASPIRE SCHOOLS FINANCING (QLD) PTY LIMITED	CBA CORPORATE SERVICES (VIC) PTY LIMITED
ASPIRE SCHOOLS HOLDINGS (QLD) PTY LIMITED	CBA EQUITIES LIMITED
AUSIEX MANAGEMENT SERVICES PTY LTD (PENDING DEREGISTRATION)	CBA EUROPE LIMITED
AUSIEX NOMINEES PTY LIMITED	CBA FUNDING (NZ) LIMITED
AUSTRALIAN INVESTMENT EXCHANGE LIMITED	CBA FUNDING HOLDINGS PTY LTD
AVANTEOS INVESTMENTS LIMITED	CBA FUNDING TRUST I
AVANTEOS PTY LTD	CBA INDEMNITY CO. PTY LIMITED (PENDING DEREGISTRATION)
BANK OF HANGZHOU CO. LTD	CBA INTERNATIONAL FINANCE PTY. LIMITED
BANKWEST FOUNDATION LIMITED	CBA INVESTMENTS (NO 2) PTY LTD (PENDING DEREGISTRATION AS AT 20/1/15)
BDELTA VESSEL NO 1 PTY LTD	CBA INVESTMENTS (NO.4) LIMITED
BDELTA VESSEL NO 2 PTY LTD	CBA INVESTMENTS PTY LIMITED
BDELTA VESSEL NO 3 PTY LTD	CBA IT CO PTY LIMITED
BDELTA VESSEL NO 4 PTY LTD	CBA MTE RAIL COMPANY PTY LIMITED
BOCOMMLIFE INSURANCE COMPANY LIMITED	CBA NZ HOLDING LIMITED
BOND INVESTMENTS NO 1 LIMITED	CBA RAIL & TRAM COMPANY PTY LIMITED
BOND INVESTMENTS UK LIMITED	CBA REAL ESTATE FUNDING (NZ) LIMITED
BURDEKIN INVESTMENTS LIMITED	CBA SA HOLDINGS PROPRIETARY LIMITED
BW FINANCIAL ADVICE LIMITED	CBA SERVICES SINGAPORE PTE LTD
BW SECURITISATION MANAGEMENT PTY LTD	CBA SPECIALISED FINANCING PTY LIMITED
BWA GROUP SERVICES PTY LTD	CBA STAFF COMMUNITY FUND LIMITED
BWA INTELLECTUAL PROPERTY HOLDINGS LIMITED	CBA USD FUNDING LIMITED
CABLE BEACH PTY LIMITED	CBA USD INVESTMENTS PTY LIMITED
CAPITAL 121 PTY LIMITED	CBFC LEASING PTY. LIMITED
CARDS NZ LIMITED	CBFC LIMITED
	CFS Newham Limited

CFSPAI EUROPE CO LIMITED (formerly known as CFSPAI MALTA CO LIMITED)	(DENG FENG) COUNTY BANK CO. LTD
CFSPAI EUROPE HOLDCO LIMITED (formerly known as CFSPAI MALTA HOLDCO LIMITED)	COMMONWEALTH BANK OF AUSTRALIA
CHRISTMAS BREAK PTY LTD	(HANDANXIAN) COUNTY BANK CO. LTD.
CHULLORA EQUITY INVESTMENT (NO 1) PTY LIMITED	COMMONWEALTH BANK OF AUSTRALIA (JIYUAN) COUNTY BANK CO. LTD
CHULLORA EQUITY INVESTMENT (NO 2) PTY LIMITED	COMMONWEALTH BANK OF AUSTRALIA (LANKAO) COUNTY BANK CO. LTD
CHULLORA EQUITY INVESTMENT (NO 3) PTY LIMITED	COMMONWEALTH BANK OF AUSTRALIA (LUANCHENG) COUNTY BANK CO. LTD
CIPL ARARAT PTY LTD	COMMONWEALTH BANK OF AUSTRALIA (MIANCHI) COUNTY BANK CO. LTD
CIPL SA SCHOOLS PTY LTD	COMMONWEALTH BANK OF AUSTRALIA (SHEXIAN) COUNTY BANK CO. LTD
CIPL SENTINEL HOLDINGS PTY LTD	COMMONWEALTH BANK OF AUSTRALIA (UK) STAFF BENEFITS SCHEME TRUSTEE COMPANY LIMITED
CIPL SENTINEL PTY LTD	COMMONWEALTH BANK OF AUSTRALIA (WEIXIAN) COUNTY BANK CO. LTD.
CISL (HAZELWOOD) PTY. LIMITED	COMMONWEALTH BANK OF AUSTRALIA (WENXIAN) COUNTY BANK CO. LTD
CITICORP NOMINEES PTY LTD AS CUSTODIAN FOR THE TRUSTEE OF COLONIAL FIRST STATE ACTIVE INFRASTRUCTURE INCOME FUND	COMMONWEALTH BANK OF AUSTRALIA (XINJI) COUNTY BANK CO. LTD
CM-SOMERTON PTY. LTD.	COMMONWEALTH BANK OF AUSTRALIA (YICHUAN) COUNTY BANK CO. LTD
CMG ASIA LIFE HOLDINGS LIMITED	COMMONWEALTH BANK OF AUSTRALIA (YONGCHENG) COUNTY BANK CO. LTD
CMG ASIA PTY LTD	COMMONWEALTH BANK OF AUSTRALIA (YONGNIAN) COUNTY BANK CO. LTD
COLLATERAL LEASING PTY LTD	COMMONWEALTH BANK OFFICERS
Colonial (UK) Trustees Limited	SUPERANNUATION CORPORATION PTY LIMITED
COLONIAL FINANCE PTY LIMITED	Commonwealth Custodial Services Pty Ltd
COLONIAL FINANCIAL CORPORATION PTY LIMITED (PENDING DEREGISTRATION AS AT 22/1/15)	COMMONWEALTH DEVELOPMENT BANK OF AUSTRALIA PTY LIMITED
COLONIAL FIRST STATE ASSET MANAGEMENT (AUSTRALIA) LIMITED	COMMONWEALTH FINANCIAL PLANNING LIMITED
COLONIAL FIRST STATE GROUP LIMITED	COMMONWEALTH INSURANCE HOLDINGS LIMITED
COLONIAL FIRST STATE INFRASTRUCTURE HOLDINGS LIMITED	COMMONWEALTH INSURANCE LIMITED
COLONIAL FIRST STATE INFRASTRUCTURE MANAGERS (AUSTRALIA) PTY LTD	COMMONWEALTH INVESTMENT SERVICES PTY LIMITED
Colonial First State Investment Managers (UK) Limited	COMMONWEALTH INVESTMENTS PTY LIMITED
COLONIAL FIRST STATE INVESTMENTS (NZ) LIMITED (PENDING DEREGISTRATION)	COMMONWEALTH PRIVATE LIMITED
COLONIAL FIRST STATE INVESTMENTS LIMITED	COMMONWEALTH SECURITIES LIMITED
COLONIAL FIRST STATE MANAGED INFRASTRUCTURE LIMITED	COMMONWEALTH INTERNATIONAL HOLDINGS PTY LIMITED
COLONIAL HOLDING COMPANY LIMITED	COMSEC NOMINEES PTY LIMITED
COLONIAL LGA HOLDINGS PTY LIMITED	CORE EQUITY SERVICES NOMINEES PTY LIMITED
COLONIAL MUTUAL SUPERANNUATION PTY. LTD.	COUNT FINANCE PTY LIMITED
COLONIAL PTY LIMITED (Pending Deregistration as at 27/02/2015)	COUNT FINANCIAL LIMITED
COLONIAL SERVICES PTY LIMITED	CPPIB AUSTRALIAN HOLDINGS NO. 1 PTY LIMITED
COMMBANK EUROPE LIMITED	CRYSTAL AVENUE PTY LIMITED
COMMBANK MANAGEMENT CONSULTING (ASIA) COMPANY LIMITED	CTB AUSTRALIA LIMITED
COMMBANK MANAGEMENT CONSULTING (SHANGHAI) COMPANY LIMITED	DAWN RAPTOR PTY LTD ATF DAWN RAPTOR TRUST
COMMCAPITAL S.A.R.L	EMERALD HOLDING COMPANY PTY LIMITED
COMMFOUNDATION PTY LIMITED	EQUIGROUP HOLDINGS PTY LIMITED
COMMINTERNATIONAL LIMITED	FINANCIAL WISDOM LIMITED
COMMONWEALTH AUSTRALIA SECURITIES LLC	FINCONNECT (AUSTRALIA) PTY LTD
COMMONWEALTH BANK OF AUSTRALIA	FIRST STATE (HONG KONG) LLC
COMMONWEALTH BANK OF AUSTRALIA (CHENG'AN) COUNTY BANK CO. LTD.	FIRST STATE CINDA FUND MANAGEMENT COMPANY LIMITED
COMMONWEALTH BANK OF AUSTRALIA (CIXIAN) COUNTY BANK CO. LTD	First State Diversified Hedge Fund Limited
COMMONWEALTH BANK OF AUSTRALIA	First State European Diversified Infrastructure Sarl


First State Funds Plc	MTE LESSOR 2 PTY LTD
First State Global Umbrella Fund Public Limited Company	MTE LESSOR 3 PTY LTD
First State Hedge Funds SPC Limited	MTE LESSOR 4 PTY LTD
First State Infrastructure S.à r.l.	MTE LESSOR 5 PTY LTD
First State Investment Management (UK) Limited	MTE NOMINEE PARTNER PTY LTD
FIRST STATE INVESTMENT MANAGERS (ASIA) LIMITED	NETSHARE NOMINEES PTY LTD
First State Investment Services (UK) Limited	NEWPORT LIMITED
FIRST STATE INVESTMENTS (HONG KONG) LIMITED	NIMITZ NOMINEES PTY LIMITED
FIRST STATE INVESTMENTS (JAPAN) LIMITED	ORE & OVERBURDEN PTY LIMITED
FIRST STATE INVESTMENTS (NZ) LIMITED	PINNACLE EDUCATION SA HOLDING COMPANY PTY LIMITED
FIRST STATE INVESTMENTS (SINGAPORE)	PREFERRED CAPITAL LIMITED
First State Investments (UK Holdings) Limited	PREMIUM ALTERNATIVE INVESTMENTS PTY LIMITED
First State Investments (UK) Limited	PREMIUM CUSTODY SERVICES PTY LTD
FIRST STATE INVESTMENTS (US) LLC	PREMIUM PLANTATIONS PTY LIMITED
First State Investments Fund Management Sarl	PREMIUM PLANTATIONS SERVICES PTY LTD
First State Investments GIP Management Sarl	PT BANK COMMONWEALTH
FIRST STATE INVESTMENTS HOLDINGS (SINGAPORE) LIMITED	PT COMMONWEALTH LIFE
First State Investments ICVC	PT FIRST STATE INVESTMENTS INDONESIA
First State Investments International Inc	Purangi Developments Limited
First State Investments International Limited	QILU BANK CO. LTD.
FIRST STATE INVESTMENTS US HOLDINGS PTY LIMITED	REALINDEX INVESTMENTS PTY LIMITED
FIRST STATE NOMINEES (HONG KONG) LIMITED	RELIANCE ACHIEVER PTY LIMITED
FSIB LTD (formerly known as FIRST STATE INVESTMENTS (BERMUDA) LIMITED)	RESIDENTIAL MORTGAGE GROUP PTY LTD
FSIC Limited (formerly known as First State Investments (Cayman) Limited)	ROCK & RUBBLE (DEBT VEHICLE) PTY LIMITED
GT USD FUNDING PTY LIMITED	ROCK & RUBBLE (EXISTING) PTY LIMITED
HAZELWOOD INVESTMENT COMPANY PTY LIMITED	ROCK & RUBBLE (NEW) PTY LIMITED
HEBEI XINSHISANG INDUSTRIAL CO. LTD	SAF MINING NO.2 PTY LIMITED
HOMEPAATH PTY LIMITED	SAF Mining No1 Pty Limited
HUAYU AGRICULTURAL SCIENCE AND TECHNOLOGY CO. LTD.	SAFE NO1 PTY LTD
INVERLOCH LEASING PTY LIMITED	SAFE NO17 PTY LIMITED
INVESTMENT CUSTODIAL SERVICES LIMITED	SAFE NO2 PTY LTD
INVESTOR SECURITIES PTY LTD	SAFE NO3 PTY LTD
INVESTORWEB.COM. PTY LIMITED	SAFE NO4 PTY LIMITED
IWL BROKING SOLUTIONS LIMITED	SAFE NO9 PTY LIMITED
IWL LIMITED	SAFE USD HOLDINGS PTY LTD
IWL MANAGEMENT SERVICES PTY LTD (PENDING DEREGISTRATION)	SBN NOMINEES PTY. LIMITED
JACQUES MARTIN ADMINISTRATION AND CONSULTING PTY LTD	SECURITISATION ADVISORY SERVICES PTY. LIMITED
JACQUES MARTIN PTY. LTD.	SECURITISATION MANAGEMENT SERVICES LIMITED
JDV PTY LIMITED (PENDING DEREGISTRATION)	SECURITY HOLDING INVESTMENT ENTITY LINKING DEALS LIMITED
KIP NZ LIMITED (PENDING DEREGISTRATION)	SENBARY PTY LIMITED
KPM NZ LIMITED (PENDING DEREGISTRATION)	SHARE DIRECT NOMINEES PTY LIMITED
Lochness Holdings Limited	SHARE INVESTMENTS PTY LIMITED
LOFT NO 1 PTY LIMITED	SI Holdings Limited
LOFT NO 2 PTY LIMITED	SIF RAILWAY NO.1 PTY LIMITED
LOFT NO.3 PTY LIMITED	SIF RAILWAY NO.2 PTY LIMITED
M M A L FLEET LEASE ARRANGER PTY LTD	SOUTH AUSTRALIAN FLEET LEASE ARRANGER PTY LTD
MIS FUNDING NO.1 PTY LIMITED	SOVEREIGN ASSURANCE COMPANY LIMITED
MORTGAGE HOLDING TRUST COMPANY LIMITED	SOVEREIGN SERVICES LIMITED
MTE DEBT VEHICLE PTY LTD	SOVEREIGN SUPERANNUATION FUNDS LIMITED
MTE LESSOR 1 PTY LTD	SOVEREIGN SUPERANNUATION TRUSTEES LIMITED
	SPARAD (NO.24) PTY. LIMITED (PENDING DEREGISTRATION)
	ST ANDREW'S AUSTRALIA PTY LTD
	STATE NOMINEES LTD

SWAN SECURITISATION FINANCE PTY LIMITED
SWAN SECURITISATION INVESTMENTS PTY LTD.
T.W. CUSTODIANS LIMITED
TANKSTREAM RAIL (BY - 1) PTY LIMITED
TANKSTREAM RAIL (BY - 2) PTY LIMITED
TANKSTREAM RAIL (BY - 3) PTY LIMITED
TANKSTREAM RAIL (BY - 4) PTY LIMITED
TANKSTREAM RAIL (SW - 1) PTY LIMITED
TANKSTREAM RAIL (SW - 2) PTY LIMITED
TANKSTREAM RAIL (SW - 3) PTY LIMITED
TANKSTREAM RAIL (SW - 4) PTY LIMITED
TANKSTREAM RAIL (VICTORIA) PTY LIMITED
THE COLONIAL MUTUAL LIFE ASSURANCE
SOCIETY LIMITED

TOTAL KEEN INVESTMENT LIMITED
VH-VZF PTY LTD
VH-VZG PTY LTD
VH-VZH PTY LTD
VICTORIAN FLEET LEASE ARRANGER PTY LTD
VIETNAM INTERNATIONAL BANK (VIETNAM
INTERNATIONAL COMMERCIAL JOINT STOCK
BANK)
VIPRO PTY LIMITED
WESTSIDE PROPERTIES LIMITED
WHITTAKER MACNAUGHT PTY. LTD.

Annexure B

This is annexure B referred to in Form 603, Notice of initial substantial holder dated **25/03/2015**



Carla Collingwood

Company Secretary

Dated the 26 March 2015

CBA Equities Limited ACN 003 485 952

Holder of relevant interest	Date of acquisition	Consideration Cash	Consideration Non-Cash	Class and number of securities
CBA Equities Limited ACN 003 485 952	Friday, 20 February 2015	N/A		84,935 Ordinary shares (borrowed from Barclays Capital Securities Ltd, see Annexure C)
CBA Equities Limited ACN 003 485 952	Friday, 21 November 2014	986.25		526 Ordinary shares
CBA Equities Limited ACN 003 485 952	Monday, 24 November 2014	1,989.75		1,050 Ordinary shares
CBA Equities Limited ACN 003 485 952	Monday, 24 November 2014	2,021.20		1,061 Ordinary shares
CBA Equities Limited ACN 003 485 952	Monday, 24 November 2014	5,027.30		2,667 Ordinary shares
CBA Equities Limited ACN 003 485 952	Monday, 24 November 2014	99.91		53 Ordinary shares
CBA Equities Limited ACN 003 485 952	Monday, 24 November 2014	1,432.60		760 Ordinary shares
CBA Equities Limited ACN 003 485 952	Monday, 24 November 2014	1,831.69		959 Ordinary shares
CBA Equities Limited ACN 003 485 952	Monday, 24 November 2014	2,051.34		1,074 Ordinary shares
CBA Equities Limited ACN 003 485 952	Monday, 24 November 2014	222.72		116 Ordinary shares
CBA Equities Limited ACN 003 485 952	Monday, 24 November 2014	23.04		12 Ordinary shares
CBA Equities Limited ACN 003 485 952	Monday, 24 November 2014	1,993.95		1,055 Ordinary shares
CBA Equities Limited ACN 003 485 952	Monday, 24 November 2014	1,999.77		1,047 Ordinary shares

CBA Equities Limited ACN 003 485 952	Monday, 24 November 2014	99.32		52 Ordinary shares
CBA Equities Limited ACN 003 485 952	Monday, 24 November 2014	1,263.36		658 Ordinary shares
CBA Equities Limited ACN 003 485 952	Monday, 24 November 2014	631.68		329 Ordinary shares
CBA Equities Limited ACN 003 485 952	Monday, 24 November 2014	1,395.84		727 Ordinary shares
CBA Equities Limited ACN 003 485 952	Monday, 24 November 2014	94.08		49 Ordinary shares
CBA Equities Limited ACN 003 485 952	Monday, 24 November 2014	110.78		58 Ordinary shares
CBA Equities Limited ACN 003 485 952	Monday, 24 November 2014	43.93		23 Ordinary shares
CBA Equities Limited ACN 003 485 952	Monday, 24 November 2014	452.67		237 Ordinary shares
CBA Equities Limited ACN 003 485 952	Monday, 24 November 2014	66.85		35 Ordinary shares
CBA Equities Limited ACN 003 485 952	Monday, 24 November 2014	869.05		455 Ordinary shares
CBA Equities Limited ACN 003 485 952	Monday, 24 November 2014	110.78		58 Ordinary shares
CBA Equities Limited ACN 003 485 952	Monday, 24 November 2014	345.71		181 Ordinary shares
CBA Equities Limited ACN 003 485 952	Monday, 24 November 2014	525.25		275 Ordinary shares
CBA Equities Limited ACN 003 485 952	Monday, 24 November 2014	244.48		128 Ordinary shares
CBA Equities Limited ACN 003 485 952	Monday, 24 November 2014	194.82		102 Ordinary shares
CBA Equities Limited ACN 003 485 952	Monday, 24 November 2014	219.65		115 Ordinary shares
CBA Equities Limited ACN 003 485 952	Monday, 24 November 2014	43.93		23 Ordinary shares
CBA Equities Limited ACN 003 485 952	Monday, 24 November 2014	61.12		32 Ordinary shares
CBA Equities Limited	Monday, 24 November	53.48		28 Ordinary shares

ACN 003 485 952	2014			
CBA Equities Limited ACN 003 485 952	Monday, 24 November 2014	45.84		24 Ordinary shares
CBA Equities Limited ACN 003 485 952	Monday, 24 November 2014	80.22		42 Ordinary shares
CBA Equities Limited ACN 003 485 952	Monday, 24 November 2014	101.23		53 Ordinary shares
CBA Equities Limited ACN 003 485 952	Monday, 24 November 2014	171.90		90 Ordinary shares
CBA Equities Limited ACN 003 485 952	Monday, 24 November 2014	278.86		146 Ordinary shares
CBA Equities Limited ACN 003 485 952	Monday, 24 November 2014	1,999.62		1,058 Ordinary shares
CBA Equities Limited ACN 003 485 952	Monday, 24 November 2014	96.00		50 Ordinary shares
CBA Equities Limited ACN 003 485 952	Monday, 24 November 2014	67.20		35 Ordinary shares
CBA Equities Limited ACN 003 485 952	Monday, 24 November 2014	105.60		55 Ordinary shares
CBA Equities Limited ACN 003 485 952	Tuesday, 25 November 2014	1,520.31		813 Ordinary shares
CBA Equities Limited ACN 003 485 952	Tuesday, 25 November 2014	469.37		251 Ordinary shares
CBA Equities Limited ACN 003 485 952	Tuesday, 25 November 2014	1,366.76		727 Ordinary shares
CBA Equities Limited ACN 003 485 952	Tuesday, 25 November 2014	629.59		334 Ordinary shares
CBA Equities Limited ACN 003 485 952	Tuesday, 25 November 2014	2,444.12		1,283 Ordinary shares
CBA Equities Limited ACN 003 485 952	Tuesday, 25 November 2014	672.47		353 Ordinary shares
CBA Equities Limited ACN 003 485 952	Tuesday, 25 November 2014	6,374.13		3,346 Ordinary shares
CBA Equities Limited ACN 003 485 952	Tuesday, 25 November 2014	19,881.54		10,689 Ordinary shares
CBA Equities Limited ACN 003 485 952	Wednesday, 26 November 2014	6,209.92		3,277 Ordinary shares

CBA Equities Limited ACN 003 485 952	Wednesday, 26 November 2014	17,085.32		9,016 Ordinary shares
CBA Equities Limited ACN 003 485 952	Wednesday, 26 November 2014	105.84		56 Ordinary shares
CBA Equities Limited ACN 003 485 952	Wednesday, 26 November 2014	103.95		55 Ordinary shares
CBA Equities Limited ACN 003 485 952	Wednesday, 26 November 2014	534.87		283 Ordinary shares
CBA Equities Limited ACN 003 485 952	Wednesday, 26 November 2014	319.41		169 Ordinary shares
CBA Equities Limited ACN 003 485 952	Wednesday, 26 November 2014	1,685.88		892 Ordinary shares
CBA Equities Limited ACN 003 485 952	Wednesday, 26 November 2014	1,999.62		1,058 Ordinary shares
CBA Equities Limited ACN 003 485 952	Wednesday, 26 November 2014	2,015.49		1,058 Ordinary shares
CBA Equities Limited ACN 003 485 952	Wednesday, 26 November 2014	1,995.43		1,053 Ordinary shares
CBA Equities Limited ACN 003 485 952	Wednesday, 26 November 2014	1,995.00		1,050 Ordinary shares
CBA Equities Limited ACN 003 485 952	Wednesday, 26 November 2014	2,004.91		1,058 Ordinary shares
CBA Equities Limited ACN 003 485 952	Wednesday, 26 November 2014	283.50		150 Ordinary shares
CBA Equities Limited ACN 003 485 952	Wednesday, 26 November 2014	712.53		377 Ordinary shares
CBA Equities Limited ACN 003 485 952	Wednesday, 26 November 2014	258.93		137 Ordinary shares
CBA Equities Limited ACN 003 485 952	Thursday, 27 November 2014	1,999.22		1,055 Ordinary shares
CBA Equities Limited ACN 003 485 952	Thursday, 27 November 2014	1,999.46		1,028 Ordinary shares
CBA Equities Limited ACN 003 485 952	Thursday, 27 November 2014	7.60		4 Ordinary shares
CBA Equities Limited ACN 003 485 952	Thursday, 27 November 2014	404.70		213 Ordinary shares
CBA Equities Limited	Thursday, 27 November	1,593.69		841 Ordinary shares

ACN 003 485 952	2014			
CBA Equities Limited ACN 003 485 952	Thursday, 27 November 2014	1,999.22		1,055 Ordinary shares
CBA Equities Limited ACN 003 485 952	Thursday, 27 November 2014	1,995.57		1,026 Ordinary shares
CBA Equities Limited ACN 003 485 952	Thursday, 27 November 2014	2,004.60		1,028 Ordinary shares
CBA Equities Limited ACN 003 485 952	Thursday, 27 November 2014	1,999.46		1,028 Ordinary shares
CBA Equities Limited ACN 003 485 952	Thursday, 27 November 2014	2,010.75		1,050 Ordinary shares
CBA Equities Limited ACN 003 485 952	Thursday, 27 November 2014	1,995.00		1,050 Ordinary shares
CBA Equities Limited ACN 003 485 952	Thursday, 27 November 2014	1,999.62		1,058 Ordinary shares
CBA Equities Limited ACN 003 485 952	Thursday, 27 November 2014	1,993.95		1,055 Ordinary shares
CBA Equities Limited ACN 003 485 952	Friday, 28 November 2014	7,369.61		3,789 Ordinary shares
CBA Equities Limited ACN 003 485 952	Friday, 28 November 2014	2,689.93		1,383 Ordinary shares
CBA Equities Limited ACN 003 485 952	Friday, 28 November 2014	9,940.90		5,111 Ordinary shares
CBA Equities Limited ACN 003 485 952	Friday, 28 November 2014	25,415.32		13,067 Ordinary shares
CBA Equities Limited ACN 003 485 952	Friday, 28 November 2014	3.89		2 Ordinary shares
CBA Equities Limited ACN 003 485 952	Friday, 28 November 2014	527.10		271 Ordinary shares
CBA Equities Limited ACN 003 485 952	Friday, 28 November 2014	54.46		28 Ordinary shares
CBA Equities Limited ACN 003 485 952	Friday, 28 November 2014	19.45		10 Ordinary shares
CBA Equities Limited ACN 003 485 952	Friday, 28 November 2014	853.86		439 Ordinary shares
CBA Equities Limited ACN 003 485 952	Friday, 28 November 2014	546.55		281 Ordinary shares

CBA Equities Limited ACN 003 485 952	Friday, 28 November 2014	814.96		419 Ordinary shares
CBA Equities Limited ACN 003 485 952	Friday, 28 November 2014	637.96		328 Ordinary shares
CBA Equities Limited ACN 003 485 952	Friday, 28 November 2014	422.07		217 Ordinary shares
CBA Equities Limited ACN 003 485 952	Friday, 28 November 2014	1,573.51		809 Ordinary shares
CBA Equities Limited ACN 003 485 952	Friday, 28 November 2014	13.62		7 Ordinary shares
CBA Equities Limited ACN 003 485 952	Friday, 28 November 2014	548.49		282 Ordinary shares
CBA Equities Limited ACN 003 485 952	Friday, 28 November 2014	828.57		426 Ordinary shares
CBA Equities Limited ACN 003 485 952	Friday, 28 November 2014	608.78		313 Ordinary shares
CBA Equities Limited ACN 003 485 952	Friday, 28 November 2014	204.22		105 Ordinary shares
CBA Equities Limited ACN 003 485 952	Friday, 28 November 2014	359.82		185 Ordinary shares
CBA Equities Limited ACN 003 485 952	Friday, 28 November 2014	2,000.14		1,031 Ordinary shares
CBA Equities Limited ACN 003 485 952	Friday, 28 November 2014	977.76		504 Ordinary shares
CBA Equities Limited ACN 003 485 952	Friday, 28 November 2014	1,016.56		524 Ordinary shares
CBA Equities Limited ACN 003 485 952	Friday, 28 November 2014	42.79		22 Ordinary shares
CBA Equities Limited ACN 003 485 952	Friday, 28 November 2014	128.37		66 Ordinary shares
CBA Equities Limited ACN 003 485 952	Friday, 28 November 2014	1,995.57		1,026 Ordinary shares
CBA Equities Limited ACN 003 485 952	Friday, 28 November 2014	1,994.10		1,020 Ordinary shares
CBA Equities Limited ACN 003 485 952	Friday, 28 November 2014	285.92		147 Ordinary shares
CBA Equities Limited	Friday, 28 November	204.22		105 Ordinary shares

ACN 003 485 952	2014			
CBA Equities Limited ACN 003 485 952	Friday, 28 November 2014	264.52		136 Ordinary shares
CBA Equities Limited ACN 003 485 952	Friday, 28 November 2014	497.92		256 Ordinary shares
CBA Equities Limited ACN 003 485 952	Friday, 28 November 2014	182.83		94 Ordinary shares
CBA Equities Limited ACN 003 485 952	Friday, 28 November 2014	1,295.37		666 Ordinary shares
CBA Equities Limited ACN 003 485 952	Friday, 28 November 2014	44.73		23 Ordinary shares
CBA Equities Limited ACN 003 485 952	Friday, 28 November 2014	38.90		20 Ordinary shares
CBA Equities Limited ACN 003 485 952	Friday, 28 November 2014	254.80		131 Ordinary shares
CBA Equities Limited ACN 003 485 952	Friday, 28 November 2014	194.50		100 Ordinary shares
CBA Equities Limited ACN 003 485 952	Monday, 1 December 2014	1.94		1 Ordinary shares
CBA Equities Limited ACN 003 485 952	Monday, 1 December 2014	2,134.30		1,103 Ordinary shares
CBA Equities Limited ACN 003 485 952	Monday, 1 December 2014	510.84		264 Ordinary shares
CBA Equities Limited ACN 003 485 952	Monday, 1 December 2014	5,770.17		2,982 Ordinary shares
CBA Equities Limited ACN 003 485 952	Monday, 1 December 2014	127.71		66 Ordinary shares
CBA Equities Limited ACN 003 485 952	Monday, 1 December 2014	61.92		32 Ordinary shares
CBA Equities Limited ACN 003 485 952	Monday, 1 December 2014	1,340.95		693 Ordinary shares
CBA Equities Limited ACN 003 485 952	Tuesday, 2 December 2014	243.81		126 Ordinary shares
CBA Equities Limited ACN 003 485 952	Tuesday, 2 December 2014	2,000.14		1,031 Ordinary shares
CBA Equities Limited ACN 003 485 952	Tuesday, 2 December 2014	1,990.44		1,026 Ordinary shares

CBA Equities Limited ACN 003 485 952	Tuesday, 2 December 2014	7,090.70		3,655 Ordinary shares
CBA Equities Limited ACN 003 485 952	Tuesday, 2 December 2014	2,952.81		1,526 Ordinary shares
CBA Equities Limited ACN 003 485 952	Tuesday, 2 December 2014	2,005.96		1,034 Ordinary shares
CBA Equities Limited ACN 003 485 952	Tuesday, 2 December 2014	1,745.37		902 Ordinary shares
CBA Equities Limited ACN 003 485 952	Wednesday, 3 December 2014	351.26		182 Ordinary shares
CBA Equities Limited ACN 003 485 952	Wednesday, 3 December 2014	462.47		239 Ordinary shares
CBA Equities Limited ACN 003 485 952	Wednesday, 3 December 2014	506.97		262 Ordinary shares
CBA Equities Limited ACN 003 485 952	Wednesday, 3 December 2014	276.70		143 Ordinary shares
CBA Equities Limited ACN 003 485 952	Wednesday, 3 December 2014	245.75		127 Ordinary shares
CBA Equities Limited ACN 003 485 952	Wednesday, 3 December 2014	79.34		41 Ordinary shares
CBA Equities Limited ACN 003 485 952	Wednesday, 3 December 2014	193.50		100 Ordinary shares
CBA Equities Limited ACN 003 485 952	Wednesday, 3 December 2014	9.68		5 Ordinary shares
CBA Equities Limited ACN 003 485 952	Wednesday, 3 December 2014	145.13		75 Ordinary shares
CBA Equities Limited ACN 003 485 952	Wednesday, 3 December 2014	65.79		34 Ordinary shares
CBA Equities Limited ACN 003 485 952	Wednesday, 3 December 2014	1,999.48		1,036 Ordinary shares
CBA Equities Limited ACN 003 485 952	Wednesday, 3 December 2014	2,011.06		1,042 Ordinary shares
CBA Equities Limited ACN 003 485 952	Wednesday, 3 December 2014	38.50		20 Ordinary shares
CBA Equities Limited ACN 003 485 952	Wednesday, 3 December 2014	71.23		37 Ordinary shares
CBA Equities Limited	Wednesday, 3	25.03		13 Ordinary shares

ACN 003 485 952	December 2014			
CBA Equities Limited ACN 003 485 952	Wednesday, 3 December 2014	25.03		13 Ordinary shares
CBA Equities Limited ACN 003 485 952	Wednesday, 3 December 2014	309.93		161 Ordinary shares
CBA Equities Limited ACN 003 485 952	Wednesday, 3 December 2014	552.48		287 Ordinary shares
CBA Equities Limited ACN 003 485 952	Wednesday, 3 December 2014	213.68		111 Ordinary shares
CBA Equities Limited ACN 003 485 952	Wednesday, 3 December 2014	342.65		178 Ordinary shares
CBA Equities Limited ACN 003 485 952	Wednesday, 3 December 2014	229.08		119 Ordinary shares
CBA Equities Limited ACN 003 485 952	Wednesday, 3 December 2014	1,167.65		605 Ordinary shares
CBA Equities Limited ACN 003 485 952	Wednesday, 3 December 2014	475.59		249 Ordinary shares
CBA Equities Limited ACN 003 485 952	Wednesday, 3 December 2014	9.63		5 Ordinary shares
CBA Equities Limited ACN 003 485 952	Wednesday, 3 December 2014	248.33		129 Ordinary shares
CBA Equities Limited ACN 003 485 952	Wednesday, 3 December 2014	3.85		2 Ordinary shares
CBA Equities Limited ACN 003 485 952	Wednesday, 3 December 2014	3.85		2 Ordinary shares
CBA Equities Limited ACN 003 485 952	Wednesday, 3 December 2014	1.93		1 Ordinary shares
CBA Equities Limited ACN 003 485 952	Wednesday, 3 December 2014	315.70		164 Ordinary shares
CBA Equities Limited ACN 003 485 952	Wednesday, 3 December 2014	254.10		132 Ordinary shares
CBA Equities Limited ACN 003 485 952	Wednesday, 3 December 2014	225.22		117 Ordinary shares
CBA Equities Limited ACN 003 485 952	Wednesday, 3 December 2014	718.02		373 Ordinary shares
CBA Equities Limited ACN 003 485 952	Wednesday, 3 December 2014	46.20		24 Ordinary shares

CBA Equities Limited ACN 003 485 952	Wednesday, 3 December 2014	28.88		15 Ordinary shares
CBA Equities Limited ACN 003 485 952	Wednesday, 3 December 2014	458.15		238 Ordinary shares
CBA Equities Limited ACN 003 485 952	Wednesday, 3 December 2014	217.53		113 Ordinary shares
CBA Equities Limited ACN 003 485 952	Wednesday, 3 December 2014	115.50		60 Ordinary shares
CBA Equities Limited ACN 003 485 952	Wednesday, 3 December 2014	1,309.00		680 Ordinary shares
CBA Equities Limited ACN 003 485 952	Wednesday, 3 December 2014	388.85		202 Ordinary shares
CBA Equities Limited ACN 003 485 952	Wednesday, 3 December 2014	207.90		108 Ordinary shares
CBA Equities Limited ACN 003 485 952	Wednesday, 3 December 2014	94.33		49 Ordinary shares
CBA Equities Limited ACN 003 485 952	Wednesday, 3 December 2014	2,005.85		1,042 Ordinary shares
CBA Equities Limited ACN 003 485 952	Wednesday, 3 December 2014	954.80		496 Ordinary shares
CBA Equities Limited ACN 003 485 952	Wednesday, 3 December 2014	308.00		160 Ordinary shares
CBA Equities Limited ACN 003 485 952	Wednesday, 3 December 2014	26.95		14 Ordinary shares
CBA Equities Limited ACN 003 485 952	Wednesday, 3 December 2014	336.88		175 Ordinary shares
CBA Equities Limited ACN 003 485 952	Wednesday, 3 December 2014	192.50		100 Ordinary shares
CBA Equities Limited ACN 003 485 952	Wednesday, 3 December 2014	498.57		259 Ordinary shares
CBA Equities Limited ACN 003 485 952	Wednesday, 3 December 2014	244.47		127 Ordinary shares
CBA Equities Limited ACN 003 485 952	Wednesday, 3 December 2014	244.47		127 Ordinary shares
CBA Equities Limited ACN 003 485 952	Wednesday, 3 December 2014	244.47		127 Ordinary shares
CBA Equities Limited	Wednesday, 3	238.70		124 Ordinary shares

ACN 003 485 952	December 2014			
CBA Equities Limited ACN 003 485 952	Wednesday, 3 December 2014	1,610.88		839 Ordinary shares
CBA Equities Limited ACN 003 485 952	Wednesday, 3 December 2014	2,000.64		1,042 Ordinary shares
CBA Equities Limited ACN 003 485 952	Wednesday, 3 December 2014	161.28		84 Ordinary shares
CBA Equities Limited ACN 003 485 952	Wednesday, 3 December 2014	662.20		344 Ordinary shares
CBA Equities Limited ACN 003 485 952	Wednesday, 3 December 2014	3,151.22		1,637 Ordinary shares
CBA Equities Limited ACN 003 485 952	Wednesday, 3 December 2014	6,802.95		3,534 Ordinary shares
CBA Equities Limited ACN 003 485 952	Wednesday, 3 December 2014	2,111.72		1,097 Ordinary shares
CBA Equities Limited ACN 003 485 952	Wednesday, 3 December 2014	1,839.36		958 Ordinary shares
CBA Equities Limited ACN 003 485 952	Wednesday, 3 December 2014	1,885.44		982 Ordinary shares
CBA Equities Limited ACN 003 485 952	Wednesday, 3 December 2014	4,922.23		2,557 Ordinary shares
CBA Equities Limited ACN 003 485 952	Wednesday, 3 December 2014	2,346.58		1,219 Ordinary shares
CBA Equities Limited ACN 003 485 952	Wednesday, 3 December 2014	3,268.65		1,698 Ordinary shares
CBA Equities Limited ACN 003 485 952	Wednesday, 3 December 2014	194.43		101 Ordinary shares
CBA Equities Limited ACN 003 485 952	Wednesday, 3 December 2014	200.20		104 Ordinary shares
CBA Equities Limited ACN 003 485 952	Wednesday, 3 December 2014	111.65		58 Ordinary shares
CBA Equities Limited ACN 003 485 952	Wednesday, 3 December 2014	75.08		39 Ordinary shares
CBA Equities Limited ACN 003 485 952	Wednesday, 3 December 2014	82.78		43 Ordinary shares
CBA Equities Limited ACN 003 485 952	Wednesday, 3 December 2014	15.40		8 Ordinary shares

CBA Equities Limited ACN 003 485 952	Wednesday, 3 December 2014	204.05		106 Ordinary shares
CBA Equities Limited ACN 003 485 952	Wednesday, 3 December 2014	716.10		372 Ordinary shares
CBA Equities Limited ACN 003 485 952	Thursday, 4 December 2014	1,999.77		1,047 Ordinary shares
CBA Equities Limited ACN 003 485 952	Thursday, 4 December 2014	557.72		292 Ordinary shares
CBA Equities Limited ACN 003 485 952	Thursday, 4 December 2014	1,442.05		755 Ordinary shares
CBA Equities Limited ACN 003 485 952	Thursday, 4 December 2014	3,903.36		2,033 Ordinary shares
CBA Equities Limited ACN 003 485 952	Thursday, 4 December 2014	2,016.50		1,053 Ordinary shares
CBA Equities Limited ACN 003 485 952	Thursday, 4 December 2014	189.14		98 Ordinary shares
CBA Equities Limited ACN 003 485 952	Thursday, 4 December 2014	2,000.08		1,039 Ordinary shares
CBA Equities Limited ACN 003 485 952	Thursday, 4 December 2014	1,080.06		564 Ordinary shares
CBA Equities Limited ACN 003 485 952	Thursday, 4 December 2014	912.98		478 Ordinary shares
CBA Equities Limited ACN 003 485 952	Thursday, 4 December 2014	1,400.03		733 Ordinary shares
CBA Equities Limited ACN 003 485 952	Thursday, 4 December 2014	1,995.00		1,050 Ordinary shares
CBA Equities Limited ACN 003 485 952	Thursday, 4 December 2014	1,994.04		1,044 Ordinary shares
CBA Equities Limited ACN 003 485 952	Thursday, 4 December 2014	1,785.25		925 Ordinary shares
CBA Equities Limited ACN 003 485 952	Thursday, 4 December 2014	1,999.77		1,047 Ordinary shares
CBA Equities Limited ACN 003 485 952	Thursday, 4 December 2014	1,997.86		1,046 Ordinary shares
CBA Equities Limited ACN 003 485 952	Thursday, 4 December 2014	605.47		317 Ordinary shares
CBA Equities Limited	Friday, 5 December	10,513.14		5,622 Ordinary shares

ACN 003 485 952	2014			
CBA Equities Limited ACN 003 485 952	Friday, 5 December 2014	177.65		95 Ordinary shares
CBA Equities Limited ACN 003 485 952	Friday, 5 December 2014	2,000.63		1,067 Ordinary shares
CBA Equities Limited ACN 003 485 952	Friday, 5 December 2014	12,093.23		6,315 Ordinary shares
CBA Equities Limited ACN 003 485 952	Friday, 5 December 2014	1,967.94		1,044 Ordinary shares
CBA Equities Limited ACN 003 485 952	Friday, 5 December 2014	525.00		280 Ordinary shares
CBA Equities Limited ACN 003 485 952	Friday, 5 December 2014	862.50		460 Ordinary shares
CBA Equities Limited ACN 003 485 952	Friday, 5 December 2014	369.38		197 Ordinary shares
CBA Equities Limited ACN 003 485 952	Friday, 5 December 2014	136.88		73 Ordinary shares
CBA Equities Limited ACN 003 485 952	Friday, 5 December 2014	101.25		54 Ordinary shares
CBA Equities Limited ACN 003 485 952	Friday, 5 December 2014	2,000.63		1,067 Ordinary shares
CBA Equities Limited ACN 003 485 952	Monday, 8 December 2014	209.24		111 Ordinary shares
CBA Equities Limited ACN 003 485 952	Monday, 8 December 2014	1,498.58		795 Ordinary shares
CBA Equities Limited ACN 003 485 952	Monday, 8 December 2014	301.07		161 Ordinary shares
CBA Equities Limited ACN 003 485 952	Monday, 8 December 2014	1,990.20		1,070 Ordinary shares
CBA Equities Limited ACN 003 485 952	Monday, 8 December 2014	1,999.85		1,081 Ordinary shares
CBA Equities Limited ACN 003 485 952	Monday, 8 December 2014	597.55		323 Ordinary shares
CBA Equities Limited ACN 003 485 952	Monday, 8 December 2014	1.85		1 Ordinary shares
CBA Equities Limited ACN 003 485 952	Monday, 8 December 2014	321.90		174 Ordinary shares

CBA Equities Limited ACN 003 485 952	Monday, 8 December 2014	155.40		84 Ordinary shares
CBA Equities Limited ACN 003 485 952	Monday, 8 December 2014	1,997.64		1,074 Ordinary shares
CBA Equities Limited ACN 003 485 952	Monday, 8 December 2014	1,994.30		1,078 Ordinary shares
CBA Equities Limited ACN 003 485 952	Monday, 8 December 2014	1,999.85		1,081 Ordinary shares
CBA Equities Limited ACN 003 485 952	Monday, 8 December 2014	921.30		498 Ordinary shares
CBA Equities Limited ACN 003 485 952	Monday, 8 December 2014	1.85		1 Ordinary shares
CBA Equities Limited ACN 003 485 952	Monday, 8 December 2014	7,560.90		4,065 Ordinary shares
CBA Equities Limited ACN 003 485 952	Tuesday, 9 December 2014	2,027.25		1,087 Ordinary shares
CBA Equities Limited ACN 003 485 952	Tuesday, 9 December 2014	736.67		395 Ordinary shares
CBA Equities Limited ACN 003 485 952	Tuesday, 9 December 2014	1,092.89		586 Ordinary shares
CBA Equities Limited ACN 003 485 952	Tuesday, 9 December 2014	175.31		94 Ordinary shares
CBA Equities Limited ACN 003 485 952	Tuesday, 9 December 2014	1,972.74		1,078 Ordinary shares
CBA Equities Limited ACN 003 485 952	Tuesday, 9 December 2014	2,005.68		1,096 Ordinary shares
CBA Equities Limited ACN 003 485 952	Tuesday, 9 December 2014	2,005.68		1,096 Ordinary shares
CBA Equities Limited ACN 003 485 952	Tuesday, 9 December 2014	8,046.22		4,421 Ordinary shares
CBA Equities Limited ACN 003 485 952	Tuesday, 9 December 2014	1,490.58		819 Ordinary shares
CBA Equities Limited ACN 003 485 952	Tuesday, 9 December 2014	4,506.32		2,476 Ordinary shares
CBA Equities Limited ACN 003 485 952	Tuesday, 9 December 2014	1,042.86		573 Ordinary shares
CBA Equities Limited	Tuesday, 9 December	1,881.88		1,034 Ordinary shares

ACN 003 485 952	2014			
CBA Equities Limited ACN 003 485 952	Tuesday, 9 December 2014	1,044.68		574 Ordinary shares
CBA Equities Limited ACN 003 485 952	Tuesday, 9 December 2014	4,466.28		2,454 Ordinary shares
CBA Equities Limited ACN 003 485 952	Tuesday, 9 December 2014	3,226.86		1,773 Ordinary shares
CBA Equities Limited ACN 003 485 952	Tuesday, 9 December 2014	3,834.74		2,107 Ordinary shares
CBA Equities Limited ACN 003 485 952	Tuesday, 9 December 2014	4,808.44		2,642 Ordinary shares
CBA Equities Limited ACN 003 485 952	Tuesday, 9 December 2014	2,966.60		1,630 Ordinary shares
CBA Equities Limited ACN 003 485 952	Tuesday, 9 December 2014	769.86		423 Ordinary shares
CBA Equities Limited ACN 003 485 952	Tuesday, 9 December 2014	23,918.44		13,142 Ordinary shares
CBA Equities Limited ACN 003 485 952	Tuesday, 9 December 2014	6,040.58		3,319 Ordinary shares
CBA Equities Limited ACN 003 485 952	Wednesday, 10 December 2014	5,139.09		2,871 Ordinary shares
CBA Equities Limited ACN 003 485 952	Wednesday, 10 December 2014	1,805.93		995 Ordinary shares
CBA Equities Limited ACN 003 485 952	Wednesday, 10 December 2014	182.31		101 Ordinary shares
CBA Equities Limited ACN 003 485 952	Wednesday, 10 December 2014	1,994.24		1,111 Ordinary shares
CBA Equities Limited ACN 003 485 952	Thursday, 11 December 2014	1,977.89		1,127 Ordinary shares
CBA Equities Limited ACN 003 485 952	Thursday, 11 December 2014	2,017.05		1,130 Ordinary shares
CBA Equities Limited ACN 003 485 952	Thursday, 11 December 2014	91.03		51 Ordinary shares
CBA Equities Limited ACN 003 485 952	Thursday, 11 December 2014	1,913.51		1,069 Ordinary shares
CBA Equities Limited ACN 003 485 952	Thursday, 11 December 2014	1,993.84		1,117 Ordinary shares

CBA Equities Limited ACN 003 485 952	Thursday, 11 December 2014	685.44		384 Ordinary shares
CBA Equities Limited ACN 003 485 952	Thursday, 11 December 2014	1,993.60		1,120 Ordinary shares
CBA Equities Limited ACN 003 485 952	Monday, 15 December 2014	886.44		498 Ordinary shares
CBA Equities Limited ACN 003 485 952	Monday, 15 December 2014	2,000.72		1,124 Ordinary shares
CBA Equities Limited ACN 003 485 952	Monday, 15 December 2014	517.14		293 Ordinary shares
CBA Equities Limited ACN 003 485 952	Monday, 15 December 2014	172.97		98 Ordinary shares
CBA Equities Limited ACN 003 485 952	Monday, 15 December 2014	1,995.10		1,124 Ordinary shares
CBA Equities Limited ACN 003 485 952	Monday, 15 December 2014	325.60		185 Ordinary shares
CBA Equities Limited ACN 003 485 952	Monday, 15 December 2014	72.57		41 Ordinary shares
CBA Equities Limited ACN 003 485 952	Monday, 15 December 2014	15.93		9 Ordinary shares
CBA Equities Limited ACN 003 485 952	Monday, 15 December 2014	1.77		1 Ordinary shares
CBA Equities Limited ACN 003 485 952	Monday, 15 December 2014	5.31		3 Ordinary shares
CBA Equities Limited ACN 003 485 952	Monday, 15 December 2014	10.62		6 Ordinary shares
CBA Equities Limited ACN 003 485 952	Monday, 15 December 2014	14.16		8 Ordinary shares
CBA Equities Limited ACN 003 485 952	Monday, 15 December 2014	7.08		4 Ordinary shares
CBA Equities Limited ACN 003 485 952	Monday, 15 December 2014	17.70		10 Ordinary shares
CBA Equities Limited ACN 003 485 952	Monday, 15 December 2014	21.24		12 Ordinary shares
CBA Equities Limited ACN 003 485 952	Monday, 15 December 2014	7.08		4 Ordinary shares
CBA Equities Limited	Monday, 15 December	3.54		2 Ordinary shares

ACN 003 485 952	2014			
CBA Equities Limited ACN 003 485 952	Monday, 15 December 2014	1.77		1 Ordinary shares
CBA Equities Limited ACN 003 485 952	Monday, 15 December 2014	44.25		25 Ordinary shares
CBA Equities Limited ACN 003 485 952	Monday, 15 December 2014	1.77		1 Ordinary shares
CBA Equities Limited ACN 003 485 952	Monday, 15 December 2014	7.08		4 Ordinary shares
CBA Equities Limited ACN 003 485 952	Monday, 15 December 2014	3.54		2 Ordinary shares
CBA Equities Limited ACN 003 485 952	Monday, 15 December 2014	69.03		39 Ordinary shares
CBA Equities Limited ACN 003 485 952	Monday, 15 December 2014	10.62		6 Ordinary shares
CBA Equities Limited ACN 003 485 952	Monday, 15 December 2014	17.70		10 Ordinary shares
CBA Equities Limited ACN 003 485 952	Monday, 15 December 2014	3.54		2 Ordinary shares
CBA Equities Limited ACN 003 485 952	Monday, 15 December 2014	1.77		1 Ordinary shares
CBA Equities Limited ACN 003 485 952	Monday, 15 December 2014	30,745.75		17,569 Ordinary shares
CBA Equities Limited ACN 003 485 952	Monday, 15 December 2014	12.39		7 Ordinary shares
CBA Equities Limited ACN 003 485 952	Monday, 15 December 2014	423.03		239 Ordinary shares
CBA Equities Limited ACN 003 485 952	Monday, 15 December 2014	150.45		85 Ordinary shares
CBA Equities Limited ACN 003 485 952	Monday, 15 December 2014	69.03		39 Ordinary shares
CBA Equities Limited ACN 003 485 952	Monday, 15 December 2014	14.16		8 Ordinary shares
CBA Equities Limited ACN 003 485 952	Monday, 15 December 2014	3.54		2 Ordinary shares
CBA Equities Limited ACN 003 485 952	Monday, 15 December 2014	3.54		2 Ordinary shares

CBA Equities Limited ACN 003 485 952	Monday, 15 December 2014	76.11		43 Ordinary shares
CBA Equities Limited ACN 003 485 952	Monday, 15 December 2014	14.16		8 Ordinary shares
CBA Equities Limited ACN 003 485 952	Monday, 15 December 2014	19.47		11 Ordinary shares
CBA Equities Limited ACN 003 485 952	Monday, 15 December 2014	2,000.43		1,127 Ordinary shares
CBA Equities Limited ACN 003 485 952	Monday, 15 December 2014	2,000.43		1,127 Ordinary shares
CBA Equities Limited ACN 003 485 952	Monday, 15 December 2014	1,192.80		672 Ordinary shares
CBA Equities Limited ACN 003 485 952	Monday, 15 December 2014	521.85		294 Ordinary shares
CBA Equities Limited ACN 003 485 952	Monday, 15 December 2014	291.10		164 Ordinary shares
CBA Equities Limited ACN 003 485 952	Monday, 15 December 2014	2,005.75		1,130 Ordinary shares
CBA Equities Limited ACN 003 485 952	Monday, 15 December 2014	154.88		88 Ordinary shares
CBA Equities Limited ACN 003 485 952	Monday, 15 December 2014	438.24		249 Ordinary shares
CBA Equities Limited ACN 003 485 952	Monday, 15 December 2014	79.20		45 Ordinary shares
CBA Equities Limited ACN 003 485 952	Monday, 15 December 2014	10.56		6 Ordinary shares
CBA Equities Limited ACN 003 485 952	Monday, 15 December 2014	975.04		554 Ordinary shares
CBA Equities Limited ACN 003 485 952	Monday, 15 December 2014	1,999.36		1,136 Ordinary shares
CBA Equities Limited ACN 003 485 952	Tuesday, 16 December 2014	1,968.36		1,128 Ordinary shares
CBA Equities Limited ACN 003 485 952	Tuesday, 16 December 2014	31.41		18 Ordinary shares
CBA Equities Limited ACN 003 485 952	Tuesday, 16 December 2014	1,291.50		738 Ordinary shares
CBA Equities Limited	Tuesday, 16 December	706.73		405 Ordinary shares

ACN 003 485 952	2014			
CBA Equities Limited ACN 003 485 952	Tuesday, 16 December 2014	82,110.00		46,920 Ordinary shares
CBA Equities Limited ACN 003 485 952	Wednesday, 17 December 2014	1,510.32		868 Ordinary shares
CBA Equities Limited ACN 003 485 952	Wednesday, 17 December 2014	1,038.78		597 Ordinary shares
CBA Equities Limited ACN 003 485 952	Wednesday, 17 December 2014	960.48		552 Ordinary shares
CBA Equities Limited ACN 003 485 952	Wednesday, 17 December 2014	1,769.58		1,017 Ordinary shares
CBA Equities Limited ACN 003 485 952	Wednesday, 17 December 2014	229.68		132 Ordinary shares
CBA Equities Limited ACN 003 485 952	Wednesday, 17 December 2014	1,075.32		618 Ordinary shares
CBA Equities Limited ACN 003 485 952	Wednesday, 17 December 2014	1,999.26		1,149 Ordinary shares
CBA Equities Limited ACN 003 485 952	Wednesday, 17 December 2014	1,010.94		581 Ordinary shares
CBA Equities Limited ACN 003 485 952	Wednesday, 17 December 2014	988.32		568 Ordinary shares
CBA Equities Limited ACN 003 485 952	Wednesday, 17 December 2014	1,999.26		1,149 Ordinary shares
CBA Equities Limited ACN 003 485 952	Wednesday, 17 December 2014	281.88		162 Ordinary shares
CBA Equities Limited ACN 003 485 952	Wednesday, 17 December 2014	1,717.38		987 Ordinary shares
CBA Equities Limited ACN 003 485 952	Wednesday, 17 December 2014	817.80		470 Ordinary shares
CBA Equities Limited ACN 003 485 952	Wednesday, 17 December 2014	1,181.46		679 Ordinary shares
CBA Equities Limited ACN 003 485 952	Wednesday, 17 December 2014	483.72		278 Ordinary shares
CBA Equities Limited ACN 003 485 952	Wednesday, 17 December 2014	187.92		108 Ordinary shares
CBA Equities Limited ACN 003 485 952	Wednesday, 17 December 2014	937.21		531 Ordinary shares

CBA Equities Limited ACN 003 485 952	Wednesday, 17 December 2014	3,138.22		1,814 Ordinary shares
CBA Equities Limited ACN 003 485 952	Wednesday, 17 December 2014	6,956.33		4,021 Ordinary shares
CBA Equities Limited ACN 003 485 952	Wednesday, 17 December 2014	18,613.07		10,759 Ordinary shares
CBA Equities Limited ACN 003 485 952	Wednesday, 17 December 2014	4,667.54		2,698 Ordinary shares
CBA Equities Limited ACN 003 485 952	Wednesday, 17 December 2014	2,652.09		1,533 Ordinary shares
CBA Equities Limited ACN 003 485 952	Wednesday, 17 December 2014	19,370.81		11,197 Ordinary shares
CBA Equities Limited ACN 003 485 952	Thursday, 18 December 2014	7,016.88		4,056 Ordinary shares
CBA Equities Limited ACN 003 485 952	Thursday, 18 December 2014	7,016.88		4,056 Ordinary shares
CBA Equities Limited ACN 003 485 952	Thursday, 18 December 2014	267,729.61		154,757 Ordinary shares
CBA Equities Limited ACN 003 485 952	Thursday, 18 December 2014	20,000.53		11,561 Ordinary shares
CBA Equities Limited ACN 003 485 952	Thursday, 18 December 2014	7,016.88		4,056 Ordinary shares
CBA Equities Limited ACN 003 485 952	Thursday, 18 December 2014	7,016.88		4,056 Ordinary shares
CBA Equities Limited ACN 003 485 952	Thursday, 18 December 2014	7,016.88		4,056 Ordinary shares
CBA Equities Limited ACN 003 485 952	Thursday, 18 December 2014	26.47		15 Ordinary shares
CBA Equities Limited ACN 003 485 952	Thursday, 18 December 2014	2,024.19		1,134 Ordinary shares
CBA Equities Limited ACN 003 485 952	Thursday, 18 December 2014	1,999.20		1,120 Ordinary shares
CBA Equities Limited ACN 003 485 952	Thursday, 18 December 2014	24.85		14 Ordinary shares
CBA Equities Limited ACN 003 485 952	Thursday, 18 December 2014	1,283.33		723 Ordinary shares
CBA Equities Limited	Thursday, 18 December	679.82		383 Ordinary shares

ACN 003 485 952	2014			
CBA Equities Limited ACN 003 485 952	Thursday, 18 December 2014	154.42		87 Ordinary shares
CBA Equities Limited ACN 003 485 952	Thursday, 18 December 2014	1,856.40		1,040 Ordinary shares
CBA Equities Limited ACN 003 485 952	Thursday, 18 December 2014	1,993.84		1,117 Ordinary shares
CBA Equities Limited ACN 003 485 952	Thursday, 18 December 2014	1,993.60		1,120 Ordinary shares
CBA Equities Limited ACN 003 485 952	Thursday, 18 December 2014	2,000.72		1,124 Ordinary shares
CBA Equities Limited ACN 003 485 952	Thursday, 18 December 2014	1,995.10		1,124 Ordinary shares
CBA Equities Limited ACN 003 485 952	Thursday, 18 December 2014	418.30		237 Ordinary shares
CBA Equities Limited ACN 003 485 952	Thursday, 18 December 2014	70.60		40 Ordinary shares
CBA Equities Limited ACN 003 485 952	Thursday, 18 December 2014	74.13		42 Ordinary shares
CBA Equities Limited ACN 003 485 952	Thursday, 18 December 2014	716.59		406 Ordinary shares
CBA Equities Limited ACN 003 485 952	Thursday, 18 December 2014	1.76		1 Ordinary shares
CBA Equities Limited ACN 003 485 952	Thursday, 18 December 2014	225.92		128 Ordinary shares
CBA Equities Limited ACN 003 485 952	Thursday, 18 December 2014	481.84		273 Ordinary shares
CBA Equities Limited ACN 003 485 952	Thursday, 18 December 2014	1,999.74		1,133 Ordinary shares
CBA Equities Limited ACN 003 485 952	Thursday, 18 December 2014	1,999.74		1,133 Ordinary shares
CBA Equities Limited ACN 003 485 952	Friday, 19 December 2014	1,225.00		700 Ordinary shares
CBA Equities Limited ACN 003 485 952	Friday, 19 December 2014	2,000.25		1,143 Ordinary shares
CBA Equities Limited ACN 003 485 952	Friday, 19 December 2014	1,972.62		1,124 Ordinary shares

CBA Equities Limited ACN 003 485 952	Friday, 19 December 2014	2,006.40		1,140 Ordinary shares
CBA Equities Limited ACN 003 485 952	Friday, 19 December 2014	1,994.08		1,133 Ordinary shares
CBA Equities Limited ACN 003 485 952	Friday, 19 December 2014	761.10		430 Ordinary shares
CBA Equities Limited ACN 003 485 952	Friday, 19 December 2014	40,977.49		23,349 Ordinary shares
CBA Equities Limited ACN 003 485 952	Monday, 22 December 2014	2,000.46		1,153 Ordinary shares
CBA Equities Limited ACN 003 485 952	Monday, 22 December 2014	2,000.46		1,153 Ordinary shares
CBA Equities Limited ACN 003 485 952	Monday, 22 December 2014	1,994.69		1,153 Ordinary shares
CBA Equities Limited ACN 003 485 952	Monday, 22 December 2014	1,993.48		1,159 Ordinary shares
CBA Equities Limited ACN 003 485 952	Monday, 22 December 2014	463.25		267 Ordinary shares
CBA Equities Limited ACN 003 485 952	Monday, 22 December 2014	648.89		374 Ordinary shares
CBA Equities Limited ACN 003 485 952	Monday, 22 December 2014	1,976.64		1,136 Ordinary shares
CBA Equities Limited ACN 003 485 952	Monday, 22 December 2014	189.12		109 Ordinary shares
CBA Equities Limited ACN 003 485 952	Monday, 22 December 2014	3,951.54		2,271 Ordinary shares
CBA Equities Limited ACN 003 485 952	Monday, 22 December 2014	334.86		193 Ordinary shares
CBA Equities Limited ACN 003 485 952	Monday, 22 December 2014	364.35		210 Ordinary shares
CBA Equities Limited ACN 003 485 952	Monday, 22 December 2014	2,011.99		1,163 Ordinary shares
CBA Equities Limited ACN 003 485 952	Monday, 22 December 2014	2,002.19		1,154 Ordinary shares
CBA Equities Limited ACN 003 485 952	Monday, 22 December 2014	779.68		443 Ordinary shares
CBA Equities Limited	Monday, 22 December	2,000.46		1,153 Ordinary shares

ACN 003 485 952	2014			
CBA Equities Limited ACN 003 485 952	Monday, 22 December 2014	1,209.12		687 Ordinary shares
CBA Equities Limited ACN 003 485 952	Monday, 22 December 2014	3,151.14		1,811 Ordinary shares
CBA Equities Limited ACN 003 485 952	Monday, 22 December 2014	1,993.52		1,149 Ordinary shares
CBA Equities Limited ACN 003 485 952	Tuesday, 23 December 2014	1,988.32		1,156 Ordinary shares
CBA Equities Limited ACN 003 485 952	Tuesday, 23 December 2014	495.90		285 Ordinary shares
CBA Equities Limited ACN 003 485 952	Tuesday, 23 December 2014	1,499.04		864 Ordinary shares
CBA Equities Limited ACN 003 485 952	Tuesday, 23 December 2014	1,994.10		1,156 Ordinary shares
CBA Equities Limited ACN 003 485 952	Tuesday, 23 December 2014	2,000.46		1,153 Ordinary shares
CBA Equities Limited ACN 003 485 952	Tuesday, 23 December 2014	1,983.16		1,153 Ordinary shares
CBA Equities Limited ACN 003 485 952	Tuesday, 23 December 2014	1,993.52		1,149 Ordinary shares
CBA Equities Limited ACN 003 485 952	Tuesday, 23 December 2014	1,994.10		1,156 Ordinary shares
CBA Equities Limited ACN 003 485 952	Tuesday, 23 December 2014	1,999.88		1,156 Ordinary shares
CBA Equities Limited ACN 003 485 952	Tuesday, 23 December 2014	2,000.36		1,163 Ordinary shares
CBA Equities Limited ACN 003 485 952	Tuesday, 23 December 2014	1,210.88		704 Ordinary shares
CBA Equities Limited ACN 003 485 952	Tuesday, 23 December 2014	2,412.81		1,411 Ordinary shares
CBA Equities Limited ACN 003 485 952	Tuesday, 23 December 2014	482.22		282 Ordinary shares
CBA Equities Limited ACN 003 485 952	Tuesday, 23 December 2014	8,599.59		5,029 Ordinary shares
CBA Equities Limited ACN 003 485 952	Tuesday, 23 December 2014	6,934.05		4,055 Ordinary shares

CBA Equities Limited ACN 003 485 952	Tuesday, 23 December 2014	1,513.35		885 Ordinary shares
CBA Equities Limited ACN 003 485 952	Tuesday, 23 December 2014	3,601.80		2,070 Ordinary shares
CBA Equities Limited ACN 003 485 952	Tuesday, 23 December 2014	801.52		466 Ordinary shares
CBA Equities Limited ACN 003 485 952	Tuesday, 23 December 2014	1,790.55		1,038 Ordinary shares
CBA Equities Limited ACN 003 485 952	Tuesday, 23 December 2014	23,363.73		13,663 Ordinary shares
CBA Equities Limited ACN 003 485 952	Tuesday, 23 December 2014	213.75		125 Ordinary shares
CBA Equities Limited ACN 003 485 952	Tuesday, 23 December 2014	2,000.36		1,163 Ordinary shares
CBA Equities Limited ACN 003 485 952	Wednesday, 24 December 2014	1,999.69		1,166 Ordinary shares
CBA Equities Limited ACN 003 485 952	Wednesday, 24 December 2014	7,724.99		4,571 Ordinary shares
CBA Equities Limited ACN 003 485 952	Wednesday, 24 December 2014	1,564.08		912 Ordinary shares
CBA Equities Limited ACN 003 485 952	Monday, 29 December 2014	1,994.20		1,180 Ordinary shares
CBA Equities Limited ACN 003 485 952	Tuesday, 30 December 2014	270.58		163 Ordinary shares
CBA Equities Limited ACN 003 485 952	Tuesday, 30 December 2014	1,342.94		809 Ordinary shares
CBA Equities Limited ACN 003 485 952	Tuesday, 30 December 2014	375.16		226 Ordinary shares
CBA Equities Limited ACN 003 485 952	Tuesday, 30 December 2014	2,000.30		1,205 Ordinary shares
CBA Equities Limited ACN 003 485 952	Tuesday, 30 December 2014	157.22		95 Ordinary shares
CBA Equities Limited ACN 003 485 952	Tuesday, 30 December 2014	8.28		5 Ordinary shares
CBA Equities Limited ACN 003 485 952	Tuesday, 30 December 2014	67.86		41 Ordinary shares
CBA Equities Limited	Tuesday, 30 December	842.39		509 Ordinary shares

ACN 003 485 952	2014			
CBA Equities Limited ACN 003 485 952	Tuesday, 30 December 2014	19.86		12 Ordinary shares
CBA Equities Limited ACN 003 485 952	Tuesday, 30 December 2014	25.20		15 Ordinary shares
CBA Equities Limited ACN 003 485 952	Tuesday, 30 December 2014	13.44		8 Ordinary shares
CBA Equities Limited ACN 003 485 952	Tuesday, 30 December 2014	1.68		1 Ordinary shares
CBA Equities Limited ACN 003 485 952	Tuesday, 30 December 2014	1,942.08		1,156 Ordinary shares
CBA Equities Limited ACN 003 485 952	Tuesday, 30 December 2014	216.72		129 Ordinary shares
CBA Equities Limited ACN 003 485 952	Tuesday, 30 December 2014	1,120.56		667 Ordinary shares
CBA Equities Limited ACN 003 485 952	Tuesday, 30 December 2014	124.32		74 Ordinary shares
CBA Equities Limited ACN 003 485 952	Tuesday, 30 December 2014	6,585.22		3,967 Ordinary shares
CBA Equities Limited ACN 003 485 952	Tuesday, 30 December 2014	10,414.84		6,274 Ordinary shares
CBA Equities Limited ACN 003 485 952	Tuesday, 30 December 2014	3,510.90		2,115 Ordinary shares
CBA Equities Limited ACN 003 485 952	Tuesday, 30 December 2014	1.66		1 Ordinary shares
CBA Equities Limited ACN 003 485 952	Tuesday, 30 December 2014	4,666.26		2,811 Ordinary shares
CBA Equities Limited ACN 003 485 952	Tuesday, 30 December 2014	22,504.62		13,557 Ordinary shares
CBA Equities Limited ACN 003 485 952	Tuesday, 30 December 2014	61.42		37 Ordinary shares
CBA Equities Limited ACN 003 485 952	Tuesday, 30 December 2014	8,311.62		5,007 Ordinary shares
CBA Equities Limited ACN 003 485 952	Tuesday, 30 December 2014	6,640.00		4,000 Ordinary shares
CBA Equities Limited ACN 003 485 952	Tuesday, 30 December 2014	1,636.76		986 Ordinary shares

CBA Equities Limited ACN 003 485 952	Wednesday, 31 December 2014	1,981.65		1,201 Ordinary shares
CBA Equities Limited ACN 003 485 952	Wednesday, 31 December 2014	2,000.30		1,205 Ordinary shares
CBA Equities Limited ACN 003 485 952	Wednesday, 31 December 2014	2,000.30		1,205 Ordinary shares
CBA Equities Limited ACN 003 485 952	Friday, 2 January 2015	38.41		23 Ordinary shares
CBA Equities Limited ACN 003 485 952	Friday, 2 January 2015	1,002.96		597 Ordinary shares
CBA Equities Limited ACN 003 485 952	Friday, 2 January 2015	11.76		7 Ordinary shares
CBA Equities Limited ACN 003 485 952	Monday, 5 January 2015	1,994.20		1,180 Ordinary shares
CBA Equities Limited ACN 003 485 952	Monday, 5 January 2015	1,999.27		1,183 Ordinary shares
CBA Equities Limited ACN 003 485 952	Monday, 5 January 2015	1,834.97		1,089 Ordinary shares
CBA Equities Limited ACN 003 485 952	Monday, 5 January 2015	1,373.28		815 Ordinary shares
CBA Equities Limited ACN 003 485 952	Monday, 5 January 2015	685.80		407 Ordinary shares
CBA Equities Limited ACN 003 485 952	Monday, 5 January 2015	1,364.85		810 Ordinary shares
CBA Equities Limited ACN 003 485 952	Monday, 5 January 2015	685.80		407 Ordinary shares
CBA Equities Limited ACN 003 485 952	Monday, 5 January 2015	8,517.60		5,070 Ordinary shares
CBA Equities Limited ACN 003 485 952	Monday, 5 January 2015	1,999.27		1,183 Ordinary shares
CBA Equities Limited ACN 003 485 952	Monday, 5 January 2015	16.90		10 Ordinary shares
CBA Equities Limited ACN 003 485 952	Monday, 5 January 2015	1,982.37		1,173 Ordinary shares
CBA Equities Limited ACN 003 485 952	Tuesday, 6 January 2015	1,987.44		1,183 Ordinary shares
CBA Equities Limited	Tuesday, 6 January	194.88		116 Ordinary shares

ACN 003 485 952	2015			
CBA Equities Limited ACN 003 485 952	Wednesday, 7 January 2015	1,987.30		1,190 Ordinary shares
CBA Equities Limited ACN 003 485 952	Wednesday, 7 January 2015	2,229.36		1,327 Ordinary shares
CBA Equities Limited ACN 003 485 952	Wednesday, 7 January 2015	1,360.80		810 Ordinary shares
CBA Equities Limited ACN 003 485 952	Wednesday, 7 January 2015	3,696.00		2,200 Ordinary shares
CBA Equities Limited ACN 003 485 952	Wednesday, 7 January 2015	7,931.28		4,721 Ordinary shares
CBA Equities Limited ACN 003 485 952	Wednesday, 7 January 2015	14,093.52		8,389 Ordinary shares
CBA Equities Limited ACN 003 485 952	Wednesday, 7 January 2015	1,993.49		1,223 Ordinary shares
CBA Equities Limited ACN 003 485 952	Wednesday, 7 January 2015	2,012.48		1,216 Ordinary shares
CBA Equities Limited ACN 003 485 952	Wednesday, 7 January 2015	1,987.16		1,208 Ordinary shares
CBA Equities Limited ACN 003 485 952	Thursday, 8 January 2015	200.52		119 Ordinary shares
CBA Equities Limited ACN 003 485 952	Thursday, 8 January 2015	682.43		405 Ordinary shares
CBA Equities Limited ACN 003 485 952	Thursday, 8 January 2015	1,971.29		1,163 Ordinary shares
CBA Equities Limited ACN 003 485 952	Monday, 12 January 2015	1,162.72		688 Ordinary shares
CBA Equities Limited ACN 003 485 952	Monday, 12 January 2015	534.04		316 Ordinary shares
CBA Equities Limited ACN 003 485 952	Monday, 12 January 2015	196.04		116 Ordinary shares
CBA Equities Limited ACN 003 485 952	Monday, 12 January 2015	1,760.98		1,042 Ordinary shares
CBA Equities Limited ACN 003 485 952	Monday, 12 January 2015	1,375.66		814 Ordinary shares
CBA Equities Limited ACN 003 485 952	Monday, 12 January 2015	1,368.90		810 Ordinary shares

CBA Equities Limited ACN 003 485 952	Monday, 12 January 2015	1,367.21		809 Ordinary shares
CBA Equities Limited ACN 003 485 952	Monday, 12 January 2015	846.45		495 Ordinary shares
CBA Equities Limited ACN 003 485 952	Monday, 12 January 2015	1,994.20		1,180 Ordinary shares
CBA Equities Limited ACN 003 485 952	Monday, 12 January 2015	1,999.27		1,183 Ordinary shares
CBA Equities Limited ACN 003 485 952	Monday, 12 January 2015	1,999.27		1,183 Ordinary shares
CBA Equities Limited ACN 003 485 952	Tuesday, 13 January 2015	1,987.44		1,176 Ordinary shares
CBA Equities Limited ACN 003 485 952	Tuesday, 13 January 2015	1,994.20		1,180 Ordinary shares
CBA Equities Limited ACN 003 485 952	Wednesday, 14 January 2015	3,071.76		1,823 Ordinary shares
CBA Equities Limited ACN 003 485 952	Thursday, 15 January 2015	389.85		230 Ordinary shares
CBA Equities Limited ACN 003 485 952	Thursday, 15 January 2015	40.68		24 Ordinary shares
CBA Equities Limited ACN 003 485 952	Thursday, 15 January 2015	161.03		95 Ordinary shares
CBA Equities Limited ACN 003 485 952	Thursday, 15 January 2015	38.98		23 Ordinary shares
CBA Equities Limited ACN 003 485 952	Thursday, 15 January 2015	228.83		135 Ordinary shares
CBA Equities Limited ACN 003 485 952	Thursday, 15 January 2015	547.49		323 Ordinary shares
CBA Equities Limited ACN 003 485 952	Thursday, 15 January 2015	52.55		31 Ordinary shares
CBA Equities Limited ACN 003 485 952	Thursday, 15 January 2015	47.46		28 Ordinary shares
CBA Equities Limited ACN 003 485 952	Monday, 19 January 2015	4,692.82		2,827 Ordinary shares
CBA Equities Limited ACN 003 485 952	Monday, 19 January 2015	2,184.56		1,316 Ordinary shares
CBA Equities Limited	Monday, 19 January	1,258.28		758 Ordinary shares

ACN 003 485 952	2015			
CBA Equities Limited ACN 003 485 952	Tuesday, 20 January 2015	580.56		354 Ordinary shares
CBA Equities Limited ACN 003 485 952	Tuesday, 20 January 2015	4,196.76		2,559 Ordinary shares
CBA Equities Limited ACN 003 485 952	Tuesday, 20 January 2015	30,624.48		18,904 Ordinary shares
CBA Equities Limited ACN 003 485 952	Tuesday, 20 January 2015	17,011.62		10,501 Ordinary shares
CBA Equities Limited ACN 003 485 952	Wednesday, 21 January 2015	2,019.10		1,220 Ordinary shares
CBA Equities Limited ACN 003 485 952	Wednesday, 21 January 2015	2,017.36		1,208 Ordinary shares
CBA Equities Limited ACN 003 485 952	Wednesday, 21 January 2015	1,994.24		1,216 Ordinary shares
CBA Equities Limited ACN 003 485 952	Wednesday, 21 January 2015	9,839.38		6,055 Ordinary shares
CBA Equities Limited ACN 003 485 952	Thursday, 22 January 2015	631.26		378 Ordinary shares
CBA Equities Limited ACN 003 485 952	Thursday, 22 January 2015	676.70		404 Ordinary shares
CBA Equities Limited ACN 003 485 952	Thursday, 22 January 2015	678.38		405 Ordinary shares
CBA Equities Limited ACN 003 485 952	Friday, 23 January 2015	9,416.40		5,605 Ordinary shares
CBA Equities Limited ACN 003 485 952	Friday, 23 January 2015	8.40		5 Ordinary shares
CBA Equities Limited ACN 003 485 952	Friday, 23 January 2015	8,613.36		5,127 Ordinary shares
CBA Equities Limited ACN 003 485 952	Friday, 23 January 2015	1,680.03		1,003 Ordinary shares
CBA Equities Limited ACN 003 485 952	Friday, 23 January 2015	313.23		187 Ordinary shares
CBA Equities Limited ACN 003 485 952	Tuesday, 27 January 2015	1,987.30		1,190 Ordinary shares
CBA Equities Limited ACN 003 485 952	Tuesday, 27 January 2015	1,970.71		1,198 Ordinary shares

CBA Equities Limited ACN 003 485 952	Tuesday, 27 January 2015	1,982.08		1,216 Ordinary shares
CBA Equities Limited ACN 003 485 952	Tuesday, 27 January 2015	2,000.66		1,198 Ordinary shares
CBA Equities Limited ACN 003 485 952	Tuesday, 27 January 2015	16.70		10 Ordinary shares
CBA Equities Limited ACN 003 485 952	Tuesday, 27 January 2015	9,999.36		5,952 Ordinary shares
CBA Equities Limited ACN 003 485 952	Wednesday, 28 January 2015	157.92		96 Ordinary shares
CBA Equities Limited ACN 003 485 952	Wednesday, 28 January 2015	847.17		515 Ordinary shares
CBA Equities Limited ACN 003 485 952	Wednesday, 28 January 2015	1,999.61		1,223 Ordinary shares
CBA Equities Limited ACN 003 485 952	Wednesday, 28 January 2015	197.84		121 Ordinary shares
CBA Equities Limited ACN 003 485 952	Wednesday, 28 January 2015	1,801.77		1,102 Ordinary shares
CBA Equities Limited ACN 003 485 952	Wednesday, 28 January 2015	23.03		14 Ordinary shares
CBA Equities Limited ACN 003 485 952	Wednesday, 28 January 2015	613.59		373 Ordinary shares
CBA Equities Limited ACN 003 485 952	Wednesday, 28 January 2015	990.29		602 Ordinary shares
CBA Equities Limited ACN 003 485 952	Wednesday, 28 January 2015	156.75		95 Ordinary shares
CBA Equities Limited ACN 003 485 952	Wednesday, 28 January 2015	6.60		4 Ordinary shares
CBA Equities Limited ACN 003 485 952	Wednesday, 28 January 2015	427.35		259 Ordinary shares
CBA Equities Limited ACN 003 485 952	Wednesday, 28 January 2015	697.95		423 Ordinary shares
CBA Equities Limited ACN 003 485 952	Wednesday, 28 January 2015	711.15		431 Ordinary shares
CBA Equities Limited ACN 003 485 952	Wednesday, 28 January 2015	1,636.78		995 Ordinary shares
CBA Equities Limited	Wednesday, 28 January	356.97		217 Ordinary shares

ACN 003 485 952	2015			
CBA Equities Limited ACN 003 485 952	Wednesday, 28 January 2015	1,994.24		1,216 Ordinary shares
CBA Equities Limited ACN 003 485 952	Wednesday, 28 January 2015	1,994.70		1,220 Ordinary shares
CBA Equities Limited ACN 003 485 952	Wednesday, 28 January 2015	1,928.29		1,183 Ordinary shares
CBA Equities Limited ACN 003 485 952	Wednesday, 28 January 2015	65.20		40 Ordinary shares
CBA Equities Limited ACN 003 485 952	Wednesday, 28 January 2015	1,988.60		1,220 Ordinary shares
CBA Equities Limited ACN 003 485 952	Wednesday, 28 January 2015	11.41		7 Ordinary shares
CBA Equities Limited ACN 003 485 952	Wednesday, 28 January 2015	1,183.38		726 Ordinary shares
CBA Equities Limited ACN 003 485 952	Wednesday, 28 January 2015	816.63		501 Ordinary shares
CBA Equities Limited ACN 003 485 952	Wednesday, 28 January 2015	1,248.58		766 Ordinary shares
CBA Equities Limited ACN 003 485 952	Wednesday, 28 January 2015	751.43		461 Ordinary shares
CBA Equities Limited ACN 003 485 952	Wednesday, 28 January 2015	979.63		601 Ordinary shares
CBA Equities Limited ACN 003 485 952	Wednesday, 28 January 2015	1,087.02		671 Ordinary shares
CBA Equities Limited ACN 003 485 952	Wednesday, 28 January 2015	955.18		586 Ordinary shares
CBA Equities Limited ACN 003 485 952	Wednesday, 28 January 2015	79.87		49 Ordinary shares
CBA Equities Limited ACN 003 485 952	Wednesday, 28 January 2015	2,012.28		1,227 Ordinary shares
CBA Equities Limited ACN 003 485 952	Wednesday, 28 January 2015	1,205.79		733 Ordinary shares
CBA Equities Limited ACN 003 485 952	Thursday, 29 January 2015	1,872.72		1,156 Ordinary shares
CBA Equities Limited ACN 003 485 952	Thursday, 29 January 2015	3,261.06		2,013 Ordinary shares

CBA Equities Limited ACN 003 485 952	Thursday, 29 January 2015	758.16		468 Ordinary shares
CBA Equities Limited ACN 003 485 952	Thursday, 29 January 2015	221.94		137 Ordinary shares
CBA Equities Limited ACN 003 485 952	Thursday, 29 January 2015	2,007.34		1,202 Ordinary shares
CBA Equities Limited ACN 003 485 952	Thursday, 29 January 2015	1,990.96		1,214 Ordinary shares
CBA Equities Limited ACN 003 485 952	Thursday, 29 January 2015	2,005.72		1,223 Ordinary shares
CBA Equities Limited ACN 003 485 952	Thursday, 29 January 2015	53.46		33 Ordinary shares
CBA Equities Limited ACN 003 485 952	Thursday, 29 January 2015	2,000.66		1,198 Ordinary shares
CBA Equities Limited ACN 003 485 952	Thursday, 29 January 2015	1,970.71		1,198 Ordinary shares
CBA Equities Limited ACN 003 485 952	Thursday, 29 January 2015	2,000.32		1,216 Ordinary shares
CBA Equities Limited ACN 003 485 952	Friday, 30 January 2015	1,074.18		653 Ordinary shares
CBA Equities Limited ACN 003 485 952	Friday, 30 January 2015	564.24		343 Ordinary shares
CBA Equities Limited ACN 003 485 952	Friday, 30 January 2015	361.90		220 Ordinary shares
CBA Equities Limited ACN 003 485 952	Friday, 30 January 2015	16.50		10 Ordinary shares
CBA Equities Limited ACN 003 485 952	Friday, 30 January 2015	1,748.24		1,066 Ordinary shares
CBA Equities Limited ACN 003 485 952	Friday, 30 January 2015	239.44		146 Ordinary shares
CBA Equities Limited ACN 003 485 952	Friday, 30 January 2015	1,800.72		1,098 Ordinary shares
CBA Equities Limited ACN 003 485 952	Friday, 30 January 2015	200.69		122 Ordinary shares
CBA Equities Limited ACN 003 485 952	Friday, 30 January 2015	1,204.14		732 Ordinary shares
CBA Equities Limited	Friday, 30 January 2015	2,006.40		1,216 Ordinary shares

ACN 003 485 952				
CBA Equities Limited ACN 003 485 952	Friday, 30 January 2015	409.20		248 Ordinary shares
CBA Equities Limited ACN 003 485 952	Friday, 30 January 2015	3,921.68		2,384 Ordinary shares
CBA Equities Limited ACN 003 485 952	Friday, 30 January 2015	549.43		334 Ordinary shares
CBA Equities Limited ACN 003 485 952	Friday, 30 January 2015	1,330.81		809 Ordinary shares
CBA Equities Limited ACN 003 485 952	Friday, 30 January 2015	120.09		73 Ordinary shares
CBA Equities Limited ACN 003 485 952	Friday, 30 January 2015	2,000.32		1,216 Ordinary shares
CBA Equities Limited ACN 003 485 952	Friday, 30 January 2015	805.20		488 Ordinary shares
CBA Equities Limited ACN 003 485 952	Friday, 30 January 2015	1,194.60		724 Ordinary shares
CBA Equities Limited ACN 003 485 952	Friday, 30 January 2015	1,585.78		964 Ordinary shares
CBA Equities Limited ACN 003 485 952	Monday, 2 February 2015	1,299.55		790 Ordinary shares
CBA Equities Limited ACN 003 485 952	Monday, 2 February 2015	694.19		422 Ordinary shares
CBA Equities Limited ACN 003 485 952	Monday, 2 February 2015	24,943.05		15,117 Ordinary shares
CBA Equities Limited ACN 003 485 952	Monday, 2 February 2015	1,993.74		1,212 Ordinary shares
CBA Equities Limited ACN 003 485 952	Monday, 2 February 2015	2,000.32		1,216 Ordinary shares
CBA Equities Limited ACN 003 485 952	Monday, 2 February 2015	664.58		404 Ordinary shares
CBA Equities Limited ACN 003 485 952	Monday, 2 February 2015	1,339.80		812 Ordinary shares
CBA Equities Limited ACN 003 485 952	Monday, 2 February 2015	1,791.90		1,086 Ordinary shares
CBA Equities Limited ACN 003 485 952	Monday, 2 February 2015	207.90		126 Ordinary shares

CBA Equities Limited ACN 003 485 952	Tuesday, 3 February 2015	1,385.80		845 Ordinary shares
CBA Equities Limited ACN 003 485 952	Tuesday, 3 February 2015	615.00		375 Ordinary shares
CBA Equities Limited ACN 003 485 952	Tuesday, 3 February 2015	2,000.32		1,216 Ordinary shares
CBA Equities Limited ACN 003 485 952	Tuesday, 3 February 2015	2,000.32		1,216 Ordinary shares
CBA Equities Limited ACN 003 485 952	Tuesday, 3 February 2015	1,994.24		1,216 Ordinary shares
CBA Equities Limited ACN 003 485 952	Tuesday, 3 February 2015	1,987.16		1,208 Ordinary shares
CBA Equities Limited ACN 003 485 952	Tuesday, 3 February 2015	2,000.80		1,220 Ordinary shares
CBA Equities Limited ACN 003 485 952	Tuesday, 3 February 2015	2,000.80		1,220 Ordinary shares
CBA Equities Limited ACN 003 485 952	Tuesday, 3 February 2015	1,994.70		1,220 Ordinary shares
CBA Equities Limited ACN 003 485 952	Tuesday, 3 February 2015	2,000.01		1,227 Ordinary shares
CBA Equities Limited ACN 003 485 952	Tuesday, 3 February 2015	1,592.44		971 Ordinary shares
CBA Equities Limited ACN 003 485 952	Tuesday, 3 February 2015	585.33		358 Ordinary shares
CBA Equities Limited ACN 003 485 952	Tuesday, 3 February 2015	230.54		141 Ordinary shares
CBA Equities Limited ACN 003 485 952	Tuesday, 3 February 2015	560.80		343 Ordinary shares
CBA Equities Limited ACN 003 485 952	Tuesday, 3 February 2015	1,987.16		1,208 Ordinary shares
CBA Equities Limited ACN 003 485 952	Tuesday, 3 February 2015	408.36		249 Ordinary shares
CBA Equities Limited ACN 003 485 952	Tuesday, 3 February 2015	2,000.80		1,220 Ordinary shares
CBA Equities Limited ACN 003 485 952	Tuesday, 3 February 2015	2,000.80		1,220 Ordinary shares
CBA Equities Limited	Tuesday, 3 February	2,000.80		1,220 Ordinary shares

ACN 003 485 952	2015			
CBA Equities Limited ACN 003 485 952	Tuesday, 3 February 2015	2,002.44		1,221 Ordinary shares
CBA Equities Limited ACN 003 485 952	Tuesday, 3 February 2015	621.03		381 Ordinary shares
CBA Equities Limited ACN 003 485 952	Wednesday, 4 February 2015	135.29		83 Ordinary shares
CBA Equities Limited ACN 003 485 952	Wednesday, 4 February 2015	19.56		12 Ordinary shares
CBA Equities Limited ACN 003 485 952	Wednesday, 4 February 2015	26.08		16 Ordinary shares
CBA Equities Limited ACN 003 485 952	Wednesday, 4 February 2015	552.57		339 Ordinary shares
CBA Equities Limited ACN 003 485 952	Wednesday, 4 February 2015	22.82		14 Ordinary shares
CBA Equities Limited ACN 003 485 952	Wednesday, 4 February 2015	21.19		13 Ordinary shares
CBA Equities Limited ACN 003 485 952	Wednesday, 4 February 2015	26.08		16 Ordinary shares
CBA Equities Limited ACN 003 485 952	Wednesday, 4 February 2015	27.71		17 Ordinary shares
CBA Equities Limited ACN 003 485 952	Wednesday, 4 February 2015	34.23		21 Ordinary shares
CBA Equities Limited ACN 003 485 952	Wednesday, 4 February 2015	1,118.18		686 Ordinary shares
CBA Equities Limited ACN 003 485 952	Wednesday, 4 February 2015	1,999.61		1,223 Ordinary shares
CBA Equities Limited ACN 003 485 952	Wednesday, 4 February 2015	1,999.61		1,223 Ordinary shares
CBA Equities Limited ACN 003 485 952	Wednesday, 4 February 2015	1,214.81		743 Ordinary shares
CBA Equities Limited ACN 003 485 952	Wednesday, 4 February 2015	784.80		480 Ordinary shares
CBA Equities Limited ACN 003 485 952	Wednesday, 4 February 2015	9,756.80		6,098 Ordinary shares
CBA Equities Limited ACN 003 485 952	Wednesday, 4 February 2015	2,031.25		1,250 Ordinary shares

CBA Equities Limited ACN 003 485 952	Wednesday, 4 February 2015	22.82		14 Ordinary shares
CBA Equities Limited ACN 003 485 952	Thursday, 5 February 2015	1,981.62		1,212 Ordinary shares
CBA Equities Limited ACN 003 485 952	Thursday, 5 February 2015	2,013.00		1,220 Ordinary shares
CBA Equities Limited ACN 003 485 952	Thursday, 5 February 2015	1,999.80		1,212 Ordinary shares
CBA Equities Limited ACN 003 485 952	Thursday, 5 February 2015	33,195.24		20,241 Ordinary shares
CBA Equities Limited ACN 003 485 952	Thursday, 5 February 2015	2,012.28		1,227 Ordinary shares
CBA Equities Limited ACN 003 485 952	Thursday, 5 February 2015	1,999.80		1,212 Ordinary shares
CBA Equities Limited ACN 003 485 952	Thursday, 5 February 2015	420.75		255 Ordinary shares
CBA Equities Limited ACN 003 485 952	Thursday, 5 February 2015	1,579.05		957 Ordinary shares
CBA Equities Limited ACN 003 485 952	Thursday, 5 February 2015	1,999.80		1,212 Ordinary shares
CBA Equities Limited ACN 003 485 952	Thursday, 5 February 2015	1,997.58		1,182 Ordinary shares
CBA Equities Limited ACN 003 485 952	Thursday, 5 February 2015	1,993.98		1,194 Ordinary shares
CBA Equities Limited ACN 003 485 952	Thursday, 5 February 2015	2,000.66		1,198 Ordinary shares
CBA Equities Limited ACN 003 485 952	Thursday, 5 February 2015	2,031.30		1,220 Ordinary shares
CBA Equities Limited ACN 003 485 952	Thursday, 5 February 2015	1,981.65		1,201 Ordinary shares
CBA Equities Limited ACN 003 485 952	Friday, 6 February 2015	788.93		471 Ordinary shares
CBA Equities Limited ACN 003 485 952	Friday, 6 February 2015	432.15		258 Ordinary shares
CBA Equities Limited ACN 003 485 952	Friday, 6 February 2015	458.95		274 Ordinary shares
CBA Equities Limited	Friday, 6 February 2015	1,947.22		1,166 Ordinary shares

ACN 003 485 952				
CBA Equities Limited ACN 003 485 952	Friday, 6 February 2015	110.22		66 Ordinary shares
CBA Equities Limited ACN 003 485 952	Friday, 6 February 2015	439.21		263 Ordinary shares
CBA Equities Limited ACN 003 485 952	Friday, 6 February 2015	3.34		2 Ordinary shares
CBA Equities Limited ACN 003 485 952	Friday, 6 February 2015	28.39		17 Ordinary shares
CBA Equities Limited ACN 003 485 952	Friday, 6 February 2015	146.96		88 Ordinary shares
CBA Equities Limited ACN 003 485 952	Friday, 6 February 2015	5,926.83		3,549 Ordinary shares
CBA Equities Limited ACN 003 485 952	Friday, 6 February 2015	541.08		324 Ordinary shares
CBA Equities Limited ACN 003 485 952	Friday, 6 February 2015	16.65		10 Ordinary shares
CBA Equities Limited ACN 003 485 952	Friday, 6 February 2015	16.65		10 Ordinary shares
CBA Equities Limited ACN 003 485 952	Friday, 6 February 2015	1,432.86		858 Ordinary shares
CBA Equities Limited ACN 003 485 952	Friday, 6 February 2015	223.78		134 Ordinary shares
CBA Equities Limited ACN 003 485 952	Friday, 6 February 2015	242.15		145 Ordinary shares
CBA Equities Limited ACN 003 485 952	Friday, 6 February 2015	1.67		1 Ordinary shares
CBA Equities Limited ACN 003 485 952	Friday, 6 February 2015	54.08		32 Ordinary shares
CBA Equities Limited ACN 003 485 952	Friday, 6 February 2015	64.22		38 Ordinary shares
CBA Equities Limited ACN 003 485 952	Friday, 6 February 2015	81.12		48 Ordinary shares
CBA Equities Limited ACN 003 485 952	Friday, 6 February 2015	218.01		129 Ordinary shares
CBA Equities Limited ACN 003 485 952	Friday, 6 February 2015	1,139.06		674 Ordinary shares

CBA Equities Limited ACN 003 485 952	Friday, 6 February 2015	104.78		62 Ordinary shares
CBA Equities Limited ACN 003 485 952	Friday, 6 February 2015	2,115.88		1,252 Ordinary shares
CBA Equities Limited ACN 003 485 952	Friday, 6 February 2015	60.84		36 Ordinary shares
CBA Equities Limited ACN 003 485 952	Friday, 6 February 2015	272.09		161 Ordinary shares
CBA Equities Limited ACN 003 485 952	Friday, 6 February 2015	153.79		91 Ordinary shares
CBA Equities Limited ACN 003 485 952	Friday, 6 February 2015	2,389.66		1,414 Ordinary shares
CBA Equities Limited ACN 003 485 952	Friday, 6 February 2015	635.44		376 Ordinary shares
CBA Equities Limited ACN 003 485 952	Friday, 6 February 2015	290.68		172 Ordinary shares
CBA Equities Limited ACN 003 485 952	Friday, 6 February 2015	94.64		56 Ordinary shares
CBA Equities Limited ACN 003 485 952	Friday, 6 February 2015	163.93		97 Ordinary shares
CBA Equities Limited ACN 003 485 952	Friday, 6 February 2015	643.89		381 Ordinary shares
CBA Equities Limited ACN 003 485 952	Friday, 6 February 2015	872.04		516 Ordinary shares
CBA Equities Limited ACN 003 485 952	Friday, 6 February 2015	589.75		350 Ordinary shares
CBA Equities Limited ACN 003 485 952	Friday, 6 February 2015	2,018.63		1,198 Ordinary shares
CBA Equities Limited ACN 003 485 952	Friday, 6 February 2015	50.40		30 Ordinary shares
CBA Equities Limited ACN 003 485 952	Friday, 6 February 2015	530.88		316 Ordinary shares
CBA Equities Limited ACN 003 485 952	Friday, 6 February 2015	809.76		482 Ordinary shares
CBA Equities Limited ACN 003 485 952	Friday, 6 February 2015	1,985.63		1,189 Ordinary shares
CBA Equities Limited	Friday, 6 February 2015	3,072.80		1,840 Ordinary shares

ACN 003 485 952				
CBA Equities Limited ACN 003 485 952	Friday, 6 February 2015	476.58		282 Ordinary shares
CBA Equities Limited ACN 003 485 952	Friday, 6 February 2015	701.35		415 Ordinary shares
CBA Equities Limited ACN 003 485 952	Friday, 6 February 2015	902.46		534 Ordinary shares
CBA Equities Limited ACN 003 485 952	Friday, 6 February 2015	474.89		281 Ordinary shares
CBA Equities Limited ACN 003 485 952	Friday, 6 February 2015	304.85		182 Ordinary shares
CBA Equities Limited ACN 003 485 952	Friday, 6 February 2015	269.68		161 Ordinary shares
CBA Equities Limited ACN 003 485 952	Friday, 6 February 2015	2,024.62		1,198 Ordinary shares
CBA Equities Limited ACN 003 485 952	Friday, 6 February 2015	1,996.31		1,183 Ordinary shares
CBA Equities Limited ACN 003 485 952	Monday, 9 February 2015	1,999.95		1,194 Ordinary shares
CBA Equities Limited ACN 003 485 952	Monday, 9 February 2015	1,999.95		1,194 Ordinary shares
CBA Equities Limited ACN 003 485 952	Monday, 9 February 2015	1,999.95		1,194 Ordinary shares
CBA Equities Limited ACN 003 485 952	Monday, 9 February 2015	2,011.10		1,190 Ordinary shares
CBA Equities Limited ACN 003 485 952	Monday, 9 February 2015	2,003.30		1,196 Ordinary shares
CBA Equities Limited ACN 003 485 952	Monday, 9 February 2015	1,999.95		1,194 Ordinary shares
CBA Equities Limited ACN 003 485 952	Monday, 9 February 2015	3,376.80		2,016 Ordinary shares
CBA Equities Limited ACN 003 485 952	Monday, 9 February 2015	1,988.23		1,187 Ordinary shares
CBA Equities Limited ACN 003 485 952	Monday, 9 February 2015	1,999.95		1,194 Ordinary shares
CBA Equities Limited ACN 003 485 952	Monday, 9 February 2015	1,999.95		1,194 Ordinary shares

CBA Equities Limited ACN 003 485 952	Tuesday, 10 February 2015	564.46		338 Ordinary shares
CBA Equities Limited ACN 003 485 952	Tuesday, 10 February 2015	151.97		91 Ordinary shares
CBA Equities Limited ACN 003 485 952	Tuesday, 10 February 2015	744.82		446 Ordinary shares
CBA Equities Limited ACN 003 485 952	Tuesday, 10 February 2015	120.24		72 Ordinary shares
CBA Equities Limited ACN 003 485 952	Tuesday, 10 February 2015	138.61		83 Ordinary shares
CBA Equities Limited ACN 003 485 952	Tuesday, 10 February 2015	2,000.66		1,198 Ordinary shares
CBA Equities Limited ACN 003 485 952	Tuesday, 10 February 2015	1,987.30		1,190 Ordinary shares
CBA Equities Limited ACN 003 485 952	Tuesday, 10 February 2015	998.66		598 Ordinary shares
CBA Equities Limited ACN 003 485 952	Tuesday, 10 February 2015	1,994.67		1,198 Ordinary shares
CBA Equities Limited ACN 003 485 952	Tuesday, 10 February 2015	1,999.67		1,201 Ordinary shares
CBA Equities Limited ACN 003 485 952	Tuesday, 10 February 2015	1,999.67		1,201 Ordinary shares
CBA Equities Limited ACN 003 485 952	Tuesday, 10 February 2015	280.56		168 Ordinary shares
CBA Equities Limited ACN 003 485 952	Tuesday, 10 February 2015	1,999.67		1,201 Ordinary shares
CBA Equities Limited ACN 003 485 952	Tuesday, 10 February 2015	76.59		46 Ordinary shares
CBA Equities Limited ACN 003 485 952	Tuesday, 10 February 2015	611.06		367 Ordinary shares
CBA Equities Limited ACN 003 485 952	Tuesday, 10 February 2015	28.31		17 Ordinary shares
CBA Equities Limited ACN 003 485 952	Tuesday, 10 February 2015	8,500.80		5,060 Ordinary shares
CBA Equities Limited ACN 003 485 952	Tuesday, 10 February 2015	11.66		7 Ordinary shares
CBA Equities Limited	Tuesday, 10 February	1.67		1 Ordinary shares

ACN 003 485 952	2015			
CBA Equities Limited ACN 003 485 952	Tuesday, 10 February 2015	1.67		1 Ordinary shares
CBA Equities Limited ACN 003 485 952	Tuesday, 10 February 2015	1,002.00		600 Ordinary shares
CBA Equities Limited ACN 003 485 952	Wednesday, 11 February 2015	866.52		522 Ordinary shares
CBA Equities Limited ACN 003 485 952	Wednesday, 11 February 2015	280.54		169 Ordinary shares
CBA Equities Limited ACN 003 485 952	Wednesday, 11 February 2015	2,000.30		1,205 Ordinary shares
CBA Equities Limited ACN 003 485 952	Wednesday, 11 February 2015	2,005.15		1,190 Ordinary shares
CBA Equities Limited ACN 003 485 952	Wednesday, 11 February 2015	1,958.55		1,187 Ordinary shares
CBA Equities Limited ACN 003 485 952	Wednesday, 11 February 2015	1,724.74		1,039 Ordinary shares
CBA Equities Limited ACN 003 485 952	Wednesday, 11 February 2015	890.40		530 Ordinary shares
CBA Equities Limited ACN 003 485 952	Thursday, 12 February 2015	1,999.20		1,190 Ordinary shares
CBA Equities Limited ACN 003 485 952	Thursday, 12 February 2015	1,993.36		1,183 Ordinary shares
CBA Equities Limited ACN 003 485 952	Thursday, 12 February 2015	198.24		118 Ordinary shares
CBA Equities Limited ACN 003 485 952	Thursday, 12 February 2015	436.80		260 Ordinary shares
CBA Equities Limited ACN 003 485 952	Thursday, 12 February 2015	651.84		388 Ordinary shares
CBA Equities Limited ACN 003 485 952	Thursday, 12 February 2015	707.28		421 Ordinary shares
CBA Equities Limited ACN 003 485 952	Thursday, 12 February 2015	1,999.20		1,190 Ordinary shares
CBA Equities Limited ACN 003 485 952	Thursday, 12 February 2015	1,351.03		809 Ordinary shares
CBA Equities Limited ACN 003 485 952	Thursday, 12 February 2015	9,999.99		6,006 Ordinary shares

CBA Equities Limited ACN 003 485 952	Thursday, 12 February 2015	307.28		184 Ordinary shares
CBA Equities Limited ACN 003 485 952	Thursday, 12 February 2015	328.99		197 Ordinary shares
CBA Equities Limited ACN 003 485 952	Thursday, 12 February 2015	1,993.66		1,201 Ordinary shares
CBA Equities Limited ACN 003 485 952	Thursday, 12 February 2015	2,011.10		1,190 Ordinary shares
CBA Equities Limited ACN 003 485 952	Thursday, 12 February 2015	2,000.66		1,198 Ordinary shares
CBA Equities Limited ACN 003 485 952	Thursday, 12 February 2015	1,999.20		1,190 Ordinary shares
CBA Equities Limited ACN 003 485 952	Thursday, 12 February 2015	6,797.15		4,058 Ordinary shares
CBA Equities Limited ACN 003 485 952	Thursday, 12 February 2015	46,731.56		28,067 Ordinary shares
CBA Equities Limited ACN 003 485 952	Thursday, 12 February 2015	2,018.38		1,205 Ordinary shares
CBA Equities Limited ACN 003 485 952	Thursday, 12 February 2015	1,999.95		1,194 Ordinary shares
CBA Equities Limited ACN 003 485 952	Thursday, 12 February 2015	2,005.92		1,194 Ordinary shares
CBA Equities Limited ACN 003 485 952	Thursday, 12 February 2015	456.96		272 Ordinary shares
CBA Equities Limited ACN 003 485 952	Thursday, 12 February 2015	1,542.24		918 Ordinary shares
CBA Equities Limited ACN 003 485 952	Friday, 13 February 2015	1,091.63		631 Ordinary shares
CBA Equities Limited ACN 003 485 952	Friday, 13 February 2015	470.56		272 Ordinary shares
CBA Equities Limited ACN 003 485 952	Friday, 13 February 2015	437.69		253 Ordinary shares
CBA Equities Limited ACN 003 485 952	Friday, 13 February 2015	2,000.46		1,153 Ordinary shares
CBA Equities Limited ACN 003 485 952	Friday, 13 February 2015	2,000.46		1,153 Ordinary shares
CBA Equities Limited	Friday, 13 February	1,988.32		1,156 Ordinary shares

ACN 003 485 952	2015			
CBA Equities Limited ACN 003 485 952	Friday, 13 February 2015	996.48		576 Ordinary shares
CBA Equities Limited ACN 003 485 952	Friday, 13 February 2015	1,008.59		583 Ordinary shares
CBA Equities Limited ACN 003 485 952	Friday, 13 February 2015	1,999.88		1,156 Ordinary shares
CBA Equities Limited ACN 003 485 952	Friday, 13 February 2015	1,014.98		585 Ordinary shares
CBA Equities Limited ACN 003 485 952	Friday, 13 February 2015	990.69		571 Ordinary shares
CBA Equities Limited ACN 003 485 952	Friday, 13 February 2015	1,994.69		1,153 Ordinary shares
CBA Equities Limited ACN 003 485 952	Friday, 13 February 2015	1,994.69		1,153 Ordinary shares
CBA Equities Limited ACN 003 485 952	Friday, 13 February 2015	1,999.88		1,156 Ordinary shares
CBA Equities Limited ACN 003 485 952	Friday, 13 February 2015	1,999.88		1,156 Ordinary shares
CBA Equities Limited ACN 003 485 952	Friday, 13 February 2015	903.94		521 Ordinary shares
CBA Equities Limited ACN 003 485 952	Friday, 13 February 2015	1,096.52		632 Ordinary shares
CBA Equities Limited ACN 003 485 952	Friday, 13 February 2015	2,000.46		1,153 Ordinary shares
CBA Equities Limited ACN 003 485 952	Friday, 13 February 2015	2,000.46		1,153 Ordinary shares
CBA Equities Limited ACN 003 485 952	Friday, 13 February 2015	7,034.18		4,066 Ordinary shares
CBA Equities Limited ACN 003 485 952	Friday, 13 February 2015	15,846.80		9,160 Ordinary shares
CBA Equities Limited ACN 003 485 952	Friday, 13 February 2015	7,003.04		4,048 Ordinary shares
CBA Equities Limited ACN 003 485 952	Friday, 13 February 2015	209.33		121 Ordinary shares
CBA Equities Limited ACN 003 485 952	Friday, 13 February 2015	17,573.34		10,158 Ordinary shares

CBA Equities Limited ACN 003 485 952	Friday, 13 February 2015	23,610.80		14,096 Ordinary shares
CBA Equities Limited ACN 003 485 952	Monday, 16 February 2015	1,987.77		1,149 Ordinary shares
CBA Equities Limited ACN 003 485 952	Monday, 16 February 2015	1,999.26		1,149 Ordinary shares
CBA Equities Limited ACN 003 485 952	Tuesday, 17 February 2015	1,832.25		1,050 Ordinary shares
CBA Equities Limited ACN 003 485 952	Tuesday, 17 February 2015	1,994.54		1,143 Ordinary shares
CBA Equities Limited ACN 003 485 952	Tuesday, 17 February 2015	155.31		89 Ordinary shares
CBA Equities Limited ACN 003 485 952	Tuesday, 17 February 2015	80.27		46 Ordinary shares
CBA Equities Limited ACN 003 485 952	Tuesday, 17 February 2015	129.13		74 Ordinary shares
CBA Equities Limited ACN 003 485 952	Tuesday, 17 February 2015	223.36		128 Ordinary shares
CBA Equities Limited ACN 003 485 952	Tuesday, 17 February 2015	57.59		33 Ordinary shares
CBA Equities Limited ACN 003 485 952	Tuesday, 17 February 2015	364.71		209 Ordinary shares
CBA Equities Limited ACN 003 485 952	Tuesday, 17 February 2015	1,988.82		1,143 Ordinary shares
CBA Equities Limited ACN 003 485 952	Tuesday, 17 February 2015	172.76		99 Ordinary shares
CBA Equities Limited ACN 003 485 952	Tuesday, 17 February 2015	253.03		145 Ordinary shares
CBA Equities Limited ACN 003 485 952	Tuesday, 17 February 2015	207.66		119 Ordinary shares
CBA Equities Limited ACN 003 485 952	Tuesday, 17 February 2015	211.15		121 Ordinary shares
CBA Equities Limited ACN 003 485 952	Tuesday, 17 February 2015	211.15		121 Ordinary shares
CBA Equities Limited ACN 003 485 952	Tuesday, 17 February 2015	92.48		53 Ordinary shares
CBA Equities Limited	Tuesday, 17 February	1,324.46		759 Ordinary shares

ACN 003 485 952	2015			
CBA Equities Limited ACN 003 485 952	Tuesday, 17 February 2015	670.08		384 Ordinary shares
CBA Equities Limited ACN 003 485 952	Tuesday, 17 February 2015	2,005.01		1,149 Ordinary shares
CBA Equities Limited ACN 003 485 952	Tuesday, 17 February 2015	6.98		4 Ordinary shares
CBA Equities Limited ACN 003 485 952	Tuesday, 17 February 2015	3.49		2 Ordinary shares
CBA Equities Limited ACN 003 485 952	Tuesday, 17 February 2015	1.75		1 Ordinary shares
CBA Equities Limited ACN 003 485 952	Tuesday, 17 February 2015	1.75		1 Ordinary shares
CBA Equities Limited ACN 003 485 952	Tuesday, 17 February 2015	3,549.00		2,028 Ordinary shares
CBA Equities Limited ACN 003 485 952	Tuesday, 17 February 2015	6,093.50		3,482 Ordinary shares
CBA Equities Limited ACN 003 485 952	Tuesday, 17 February 2015	3,167.50		1,810 Ordinary shares
CBA Equities Limited ACN 003 485 952	Wednesday, 18 February 2015	226.56		128 Ordinary shares
CBA Equities Limited ACN 003 485 952	Wednesday, 18 February 2015	1,223.07		691 Ordinary shares
CBA Equities Limited ACN 003 485 952	Wednesday, 18 February 2015	539.85		305 Ordinary shares
CBA Equities Limited ACN 003 485 952	Wednesday, 18 February 2015	1,997.16		1,122 Ordinary shares
CBA Equities Limited ACN 003 485 952	Wednesday, 18 February 2015	486.13		277 Ordinary shares
CBA Equities Limited ACN 003 485 952	Wednesday, 18 February 2015	5,630.04		3,208 Ordinary shares
CBA Equities Limited ACN 003 485 952	Wednesday, 18 February 2015	2,029.20		1,140 Ordinary shares
CBA Equities Limited ACN 003 485 952	Wednesday, 18 February 2015	711.77		401 Ordinary shares
CBA Equities Limited ACN 003 485 952	Wednesday, 18 February 2015	642.55		362 Ordinary shares

CBA Equities Limited ACN 003 485 952	Wednesday, 18 February 2015	1,176.83		663 Ordinary shares
CBA Equities Limited ACN 003 485 952	Wednesday, 18 February 2015	2,000.43		1,127 Ordinary shares
CBA Equities Limited ACN 003 485 952	Wednesday, 18 February 2015	1,331.04		752 Ordinary shares
CBA Equities Limited ACN 003 485 952	Wednesday, 18 February 2015	823.60		464 Ordinary shares
CBA Equities Limited ACN 003 485 952	Wednesday, 18 February 2015	305.30		172 Ordinary shares
CBA Equities Limited ACN 003 485 952	Wednesday, 18 February 2015	7.10		4 Ordinary shares
CBA Equities Limited ACN 003 485 952	Wednesday, 18 February 2015	640.77		361 Ordinary shares
CBA Equities Limited ACN 003 485 952	Wednesday, 18 February 2015	5.32		3 Ordinary shares
CBA Equities Limited ACN 003 485 952	Wednesday, 18 February 2015	640.77		361 Ordinary shares
CBA Equities Limited ACN 003 485 952	Wednesday, 18 February 2015	663.75		375 Ordinary shares
CBA Equities Limited ACN 003 485 952	Wednesday, 18 February 2015	709.02		404 Ordinary shares
CBA Equities Limited ACN 003 485 952	Wednesday, 18 February 2015	228.15		130 Ordinary shares
CBA Equities Limited ACN 003 485 952	Wednesday, 18 February 2015	1,418.66		797 Ordinary shares
CBA Equities Limited ACN 003 485 952	Wednesday, 18 February 2015	2,189.40		1,230 Ordinary shares
CBA Equities Limited ACN 003 485 952	Thursday, 19 February 2015	2,010.77		1,114 Ordinary shares
CBA Equities Limited ACN 003 485 952	Thursday, 19 February 2015	1,994.40		1,108 Ordinary shares
CBA Equities Limited ACN 003 485 952	Thursday, 19 February 2015	2,005.68		1,096 Ordinary shares
CBA Equities Limited ACN 003 485 952	Thursday, 19 February 2015	2,010.95		1,087 Ordinary shares
CBA Equities Limited	Thursday, 19 February	2,005.40		1,084 Ordinary shares

ACN 003 485 952	2015			
CBA Equities Limited ACN 003 485 952	Thursday, 19 February 2015	1,999.85		1,081 Ordinary shares
CBA Equities Limited ACN 003 485 952	Thursday, 19 February 2015	2,000.18		1,099 Ordinary shares
CBA Equities Limited ACN 003 485 952	Thursday, 19 February 2015	930.02		511 Ordinary shares
CBA Equities Limited ACN 003 485 952	Thursday, 19 February 2015	1,070.16		588 Ordinary shares
CBA Equities Limited ACN 003 485 952	Thursday, 19 February 2015	7,067.06		3,883 Ordinary shares
CBA Equities Limited ACN 003 485 952	Thursday, 19 February 2015	13,269.62		7,291 Ordinary shares
CBA Equities Limited ACN 003 485 952	Thursday, 19 February 2015	3,949.40		2,170 Ordinary shares
CBA Equities Limited ACN 003 485 952	Thursday, 19 February 2015	322.14		177 Ordinary shares
CBA Equities Limited ACN 003 485 952	Thursday, 19 February 2015	1,021.02		561 Ordinary shares
CBA Equities Limited ACN 003 485 952	Thursday, 19 February 2015	1.82		1 Ordinary shares
CBA Equities Limited ACN 003 485 952	Thursday, 19 February 2015	2,000.18		1,099 Ordinary shares
CBA Equities Limited ACN 003 485 952	Thursday, 19 February 2015	2,000.18		1,099 Ordinary shares
CBA Equities Limited ACN 003 485 952	Thursday, 19 February 2015	47.32		26 Ordinary shares
CBA Equities Limited ACN 003 485 952	Thursday, 19 February 2015	47.32		26 Ordinary shares
CBA Equities Limited ACN 003 485 952	Thursday, 19 February 2015	1,905.54		1,047 Ordinary shares
CBA Equities Limited ACN 003 485 952	Thursday, 19 February 2015	2,016.64		1,096 Ordinary shares
CBA Equities Limited ACN 003 485 952	Thursday, 19 February 2015	1,967.42		1,081 Ordinary shares
CBA Equities Limited ACN 003 485 952	Thursday, 19 February 2015	2,000.18		1,099 Ordinary shares

CBA Equities Limited ACN 003 485 952	Friday, 20 February 2015	1,989.00		1,105 Ordinary shares
CBA Equities Limited ACN 003 485 952	Friday, 20 February 2015	363.81		201 Ordinary shares
CBA Equities Limited ACN 003 485 952	Friday, 20 February 2015	1,988.69		1,111 Ordinary shares
CBA Equities Limited ACN 003 485 952	Friday, 20 February 2015	2,005.66		1,093 Ordinary shares
CBA Equities Limited ACN 003 485 952	Friday, 20 February 2015	1,999.20		1,120 Ordinary shares
CBA Equities Limited ACN 003 485 952	Friday, 20 February 2015	1,993.84		1,117 Ordinary shares
CBA Equities Limited ACN 003 485 952	Friday, 20 February 2015	985.54		543 Ordinary shares
CBA Equities Limited ACN 003 485 952	Friday, 20 February 2015	25.41		14 Ordinary shares
CBA Equities Limited ACN 003 485 952	Friday, 20 February 2015	604.39		333 Ordinary shares
CBA Equities Limited ACN 003 485 952	Monday, 23 February 2015	50.26		28 Ordinary shares
CBA Equities Limited ACN 003 485 952	Monday, 23 February 2015	1,796.79		1,001 Ordinary shares
CBA Equities Limited ACN 003 485 952	Monday, 23 February 2015	2,003.01		1,119 Ordinary shares
CBA Equities Limited ACN 003 485 952	Monday, 23 February 2015	157.52		88 Ordinary shares
CBA Equities Limited ACN 003 485 952	Monday, 23 February 2015	1,999.43		1,117 Ordinary shares
CBA Equities Limited ACN 003 485 952	Monday, 23 February 2015	1,303.09		729 Ordinary shares
CBA Equities Limited ACN 003 485 952	Monday, 23 February 2015	699.89		391 Ordinary shares
CBA Equities Limited ACN 003 485 952	Monday, 23 February 2015	2,004.80		1,120 Ordinary shares
CBA Equities Limited ACN 003 485 952	Monday, 23 February 2015	2,004.80		1,120 Ordinary shares
CBA Equities Limited	Monday, 23 February	674.73		378 Ordinary shares

ACN 003 485 952	2015			
CBA Equities Limited ACN 003 485 952	Monday, 23 February 2015	1,319.12		739 Ordinary shares
CBA Equities Limited ACN 003 485 952	Monday, 23 February 2015	3,628.33		2,027 Ordinary shares
CBA Equities Limited ACN 003 485 952	Monday, 23 February 2015	7,675.52		4,288 Ordinary shares
CBA Equities Limited ACN 003 485 952	Monday, 23 February 2015	34.01		19 Ordinary shares
CBA Equities Limited ACN 003 485 952	Monday, 23 February 2015	16,790.20		9,380 Ordinary shares
CBA Equities Limited ACN 003 485 952	Monday, 23 February 2015	17,941.17		10,023 Ordinary shares
CBA Equities Limited ACN 003 485 952	Monday, 23 February 2015	30,721.77		17,163 Ordinary shares
CBA Equities Limited ACN 003 485 952	Monday, 23 February 2015	1,999.43		1,117 Ordinary shares
CBA Equities Limited ACN 003 485 952	Tuesday, 24 February 2015	2,000.18		1,099 Ordinary shares
CBA Equities Limited ACN 003 485 952	Tuesday, 24 February 2015	2,011.10		1,105 Ordinary shares
CBA Equities Limited ACN 003 485 952	Tuesday, 24 February 2015	2,000.18		1,099 Ordinary shares
CBA Equities Limited ACN 003 485 952	Tuesday, 24 February 2015	2,000.18		1,099 Ordinary shares
CBA Equities Limited ACN 003 485 952	Tuesday, 24 February 2015	1,866.97		1,023 Ordinary shares
CBA Equities Limited ACN 003 485 952	Tuesday, 24 February 2015	21,757.65		11,922 Ordinary shares
CBA Equities Limited ACN 003 485 952	Tuesday, 24 February 2015	3,449.25		1,890 Ordinary shares
CBA Equities Limited ACN 003 485 952	Tuesday, 24 February 2015	2,005.68		1,099 Ordinary shares
CBA Equities Limited ACN 003 485 952	Tuesday, 24 February 2015	2,000.20		1,096 Ordinary shares
CBA Equities Limited ACN 003 485 952	Tuesday, 24 February 2015	711.75		390 Ordinary shares

CBA Equities Limited ACN 003 485 952	Tuesday, 24 February 2015	2,000.18		1,099 Ordinary shares
CBA Equities Limited ACN 003 485 952	Tuesday, 24 February 2015	1,989.19		1,099 Ordinary shares
CBA Equities Limited ACN 003 485 952	Tuesday, 24 February 2015	2,000.05		1,105 Ordinary shares
CBA Equities Limited ACN 003 485 952	Wednesday, 25 February 2015	2,010.25		1,075 Ordinary shares
CBA Equities Limited ACN 003 485 952	Wednesday, 25 February 2015	405.79		217 Ordinary shares
CBA Equities Limited ACN 003 485 952	Wednesday, 25 February 2015	2,003.22		1,077 Ordinary shares
CBA Equities Limited ACN 003 485 952	Wednesday, 25 February 2015	334.80		180 Ordinary shares
CBA Equities Limited ACN 003 485 952	Wednesday, 25 February 2015	1,655.40		890 Ordinary shares
CBA Equities Limited ACN 003 485 952	Wednesday, 25 February 2015	14.88		8 Ordinary shares
CBA Equities Limited ACN 003 485 952	Wednesday, 25 February 2015	3,778.49		2,026 Ordinary shares
CBA Equities Limited ACN 003 485 952	Wednesday, 25 February 2015	1,591.59		858 Ordinary shares
CBA Equities Limited ACN 003 485 952	Wednesday, 25 February 2015	1,999.69		1,078 Ordinary shares
CBA Equities Limited ACN 003 485 952	Thursday, 26 February 2015	24,427.40		13,204 Ordinary shares
CBA Equities Limited ACN 003 485 952	Thursday, 26 February 2015	8,595.10		4,646 Ordinary shares
CBA Equities Limited ACN 003 485 952	Thursday, 26 February 2015	12,800.15		6,919 Ordinary shares
CBA Equities Limited ACN 003 485 952	Thursday, 26 February 2015	14,502.15		7,839 Ordinary shares
CBA Equities Limited ACN 003 485 952	Friday, 27 February 2015	411.06		229 Ordinary shares
CBA Equities Limited ACN 003 485 952	Friday, 27 February 2015	2,016.18		1,117 Ordinary shares
CBA Equities Limited	Friday, 27 February	1,994.24		1,111 Ordinary shares

ACN 003 485 952	2015			
CBA Equities Limited ACN 003 485 952	Friday, 27 February 2015	506.19		282 Ordinary shares
CBA Equities Limited ACN 003 485 952	Friday, 27 February 2015	723.38		403 Ordinary shares
CBA Equities Limited ACN 003 485 952	Friday, 27 February 2015	781.92		432 Ordinary shares
CBA Equities Limited ACN 003 485 952	Friday, 27 February 2015	1,994.40		1,108 Ordinary shares
CBA Equities Limited ACN 003 485 952	Friday, 27 February 2015	2,005.20		1,114 Ordinary shares
CBA Equities Limited ACN 003 485 952	Friday, 27 February 2015	2,039.65		1,130 Ordinary shares
CBA Equities Limited ACN 003 485 952	Friday, 27 February 2015	3,636.67		2,026 Ordinary shares
CBA Equities Limited ACN 003 485 952	Friday, 27 February 2015	942.38		525 Ordinary shares
CBA Equities Limited ACN 003 485 952	Friday, 27 February 2015	6,040.18		3,365 Ordinary shares
CBA Equities Limited ACN 003 485 952	Friday, 27 February 2015	1,999.94		1,108 Ordinary shares
CBA Equities Limited ACN 003 485 952	Friday, 27 February 2015	1,988.86		1,108 Ordinary shares
CBA Equities Limited ACN 003 485 952	Friday, 27 February 2015	1,999.63		1,114 Ordinary shares
CBA Equities Limited ACN 003 485 952	Monday, 2 March 2015	1,983.60		1,140 Ordinary shares
CBA Equities Limited ACN 003 485 952	Monday, 2 March 2015	1,554.56		896 Ordinary shares
CBA Equities Limited ACN 003 485 952	Monday, 2 March 2015	445.90		257 Ordinary shares
CBA Equities Limited ACN 003 485 952	Monday, 2 March 2015	1,612.98		927 Ordinary shares
CBA Equities Limited ACN 003 485 952	Monday, 2 March 2015	1,955.36		1,111 Ordinary shares
CBA Equities Limited ACN 003 485 952	Monday, 2 March 2015	2,000.70		1,140 Ordinary shares

CBA Equities Limited ACN 003 485 952	Monday, 2 March 2015	1,982.92		1,163 Ordinary shares
CBA Equities Limited ACN 003 485 952	Monday, 2 March 2015	51,983.75		30,489 Ordinary shares
CBA Equities Limited ACN 003 485 952	Monday, 2 March 2015	393.24		226 Ordinary shares
CBA Equities Limited ACN 003 485 952	Monday, 2 March 2015	1,987.77		1,149 Ordinary shares
CBA Equities Limited ACN 003 485 952	Monday, 2 March 2015	826.94		478 Ordinary shares
CBA Equities Limited ACN 003 485 952	Monday, 2 March 2015	1,178.13		681 Ordinary shares
CBA Equities Limited ACN 003 485 952	Monday, 2 March 2015	3,337.20		1,854 Ordinary shares
CBA Equities Limited ACN 003 485 952	Monday, 2 March 2015	2,163.60		1,202 Ordinary shares
CBA Equities Limited ACN 003 485 952	Monday, 2 March 2015	297.00		165 Ordinary shares
CBA Equities Limited ACN 003 485 952	Tuesday, 3 March 2015	1,978.80		1,164 Ordinary shares
CBA Equities Limited ACN 003 485 952	Tuesday, 3 March 2015	5,827.80		3,532 Ordinary shares
CBA Equities Limited ACN 003 485 952	Tuesday, 3 March 2015	3,288.45		1,993 Ordinary shares
CBA Equities Limited ACN 003 485 952	Tuesday, 3 March 2015	49.50		30 Ordinary shares
CBA Equities Limited ACN 003 485 952	Tuesday, 3 March 2015	1,025.57		598 Ordinary shares
CBA Equities Limited ACN 003 485 952	Tuesday, 3 March 2015	968.98		565 Ordinary shares
CBA Equities Limited ACN 003 485 952	Tuesday, 3 March 2015	1,269.10		740 Ordinary shares
CBA Equities Limited ACN 003 485 952	Tuesday, 3 March 2015	10,392.90		6,060 Ordinary shares
CBA Equities Limited ACN 003 485 952	Wednesday, 4 March 2015	2,011.70		1,173 Ordinary shares
CBA Equities Limited	Wednesday, 4 March	2,246.94		1,314 Ordinary shares

ACN 003 485 952	2015			
CBA Equities Limited ACN 003 485 952	Wednesday, 4 March 2015	639.54		374 Ordinary shares
CBA Equities Limited ACN 003 485 952	Wednesday, 4 March 2015	1,079.01		631 Ordinary shares
CBA Equities Limited ACN 003 485 952	Wednesday, 4 March 2015	1,981.56		1,176 Ordinary shares
CBA Equities Limited ACN 003 485 952	Wednesday, 4 March 2015	1,989.00		1,170 Ordinary shares
CBA Equities Limited ACN 003 485 952	Wednesday, 4 March 2015	3,449.07		2,017 Ordinary shares
CBA Equities Limited ACN 003 485 952	Wednesday, 4 March 2015	6,390.27		3,737 Ordinary shares
CBA Equities Limited ACN 003 485 952	Thursday, 5 March 2015	2,005.01		1,149 Ordinary shares
CBA Equities Limited ACN 003 485 952	Thursday, 5 March 2015	1,988.00		1,136 Ordinary shares
CBA Equities Limited ACN 003 485 952	Thursday, 5 March 2015	801.50		458 Ordinary shares
CBA Equities Limited ACN 003 485 952	Thursday, 5 March 2015	2,016.40		1,136 Ordinary shares
CBA Equities Limited ACN 003 485 952	Thursday, 5 March 2015	659.46		379 Ordinary shares
CBA Equities Limited ACN 003 485 952	Thursday, 5 March 2015	1,329.36		764 Ordinary shares
CBA Equities Limited ACN 003 485 952	Thursday, 5 March 2015	551.25		315 Ordinary shares
CBA Equities Limited ACN 003 485 952	Thursday, 5 March 2015	665.28		378 Ordinary shares
CBA Equities Limited ACN 003 485 952	Thursday, 5 March 2015	1,318.24		749 Ordinary shares
CBA Equities Limited ACN 003 485 952	Thursday, 5 March 2015	647.50		370 Ordinary shares
CBA Equities Limited ACN 003 485 952	Thursday, 5 March 2015	1,994.54		1,143 Ordinary shares
CBA Equities Limited ACN 003 485 952	Friday, 6 March 2015	452.84		261 Ordinary shares

CBA Equities Limited ACN 003 485 952	Friday, 6 March 2015	1,549.56		888 Ordinary shares
CBA Equities Limited ACN 003 485 952	Friday, 6 March 2015	9,034.08		5,192 Ordinary shares
CBA Equities Limited ACN 003 485 952	Friday, 6 March 2015	1,037.04		596 Ordinary shares
CBA Equities Limited ACN 003 485 952	Monday, 9 March 2015	1,996.99		1,151 Ordinary shares
CBA Equities Limited ACN 003 485 952	Tuesday, 10 March 2015	77.74		46 Ordinary shares
CBA Equities Limited ACN 003 485 952	Tuesday, 10 March 2015	1,982.20		1,166 Ordinary shares
CBA Equities Limited ACN 003 485 952	Tuesday, 10 March 2015	1,912.50		1,125 Ordinary shares
CBA Equities Limited ACN 003 485 952	Tuesday, 10 March 2015	86.70		51 Ordinary shares
CBA Equities Limited ACN 003 485 952	Tuesday, 10 March 2015	1,993.32		1,176 Ordinary shares
CBA Equities Limited ACN 003 485 952	Tuesday, 10 March 2015	276.29		163 Ordinary shares
CBA Equities Limited ACN 003 485 952	Tuesday, 10 March 2015	1,723.82		1,017 Ordinary shares
CBA Equities Limited ACN 003 485 952	Tuesday, 10 March 2015	18.59		11 Ordinary shares
CBA Equities Limited ACN 003 485 952	Tuesday, 10 March 2015	1,975.61		1,169 Ordinary shares
CBA Equities Limited ACN 003 485 952	Tuesday, 10 March 2015	1,999.27		1,183 Ordinary shares
CBA Equities Limited ACN 003 485 952	Tuesday, 10 March 2015	196.04		116 Ordinary shares
CBA Equities Limited ACN 003 485 952	Tuesday, 10 March 2015	366.73		217 Ordinary shares
CBA Equities Limited ACN 003 485 952	Tuesday, 10 March 2015	500.24		296 Ordinary shares
CBA Equities Limited ACN 003 485 952	Tuesday, 10 March 2015	179.14		106 Ordinary shares
CBA Equities Limited	Tuesday, 10 March	5,325.19		3,151 Ordinary shares

ACN 003 485 952	2015			
CBA Equities Limited ACN 003 485 952	Tuesday, 10 March 2015	4,128.67		2,443 Ordinary shares
CBA Equities Limited ACN 003 485 952	Tuesday, 10 March 2015	4,804.67		2,843 Ordinary shares
CBA Equities Limited ACN 003 485 952	Tuesday, 10 March 2015	478.27		283 Ordinary shares
CBA Equities Limited ACN 003 485 952	Tuesday, 10 March 2015	380.25		225 Ordinary shares
CBA Equities Limited ACN 003 485 952	Tuesday, 10 March 2015	3,114.67		1,843 Ordinary shares
CBA Equities Limited ACN 003 485 952	Tuesday, 10 March 2015	1,996.26		1,164 Ordinary shares
CBA Equities Limited ACN 003 485 952	Tuesday, 10 March 2015	3,241.42		1,918 Ordinary shares
CBA Equities Limited ACN 003 485 952	Tuesday, 10 March 2015	821.34		486 Ordinary shares
CBA Equities Limited ACN 003 485 952	Tuesday, 10 March 2015	523.90		310 Ordinary shares
CBA Equities Limited ACN 003 485 952	Tuesday, 10 March 2015	2,322.06		1,374 Ordinary shares
CBA Equities Limited ACN 003 485 952	Tuesday, 10 March 2015	19,127.42		11,318 Ordinary shares
CBA Equities Limited ACN 003 485 952	Tuesday, 10 March 2015	9,240.92		5,468 Ordinary shares
CBA Equities Limited ACN 003 485 952	Wednesday, 11 March 2015	9,341.98		5,594 Ordinary shares
CBA Equities Limited ACN 003 485 952	Wednesday, 11 March 2015	10,420.80		6,240 Ordinary shares
CBA Equities Limited ACN 003 485 952	Wednesday, 11 March 2015	1,982.29		1,187 Ordinary shares
CBA Equities Limited ACN 003 485 952	Wednesday, 11 March 2015	1,347.69		807 Ordinary shares
CBA Equities Limited ACN 003 485 952	Wednesday, 11 March 2015	1,994.67		1,198 Ordinary shares
CBA Equities Limited ACN 003 485 952	Thursday, 12 March 2015	1,994.55		1,163 Ordinary shares

CBA Equities Limited ACN 003 485 952	Thursday, 12 March 2015	684.29		399 Ordinary shares
CBA Equities Limited ACN 003 485 952	Thursday, 12 March 2015	2,000.36		1,163 Ordinary shares
CBA Equities Limited ACN 003 485 952	Thursday, 12 March 2015	1,315.41		767 Ordinary shares
CBA Equities Limited ACN 003 485 952	Thursday, 12 March 2015	1,257.10		733 Ordinary shares
CBA Equities Limited ACN 003 485 952	Thursday, 12 March 2015	1,941.88		1,129 Ordinary shares
CBA Equities Limited ACN 003 485 952	Thursday, 12 March 2015	58.48		34 Ordinary shares
CBA Equities Limited ACN 003 485 952	Thursday, 12 March 2015	2,000.36		1,163 Ordinary shares
CBA Equities Limited ACN 003 485 952	Thursday, 12 March 2015	742.60		433 Ordinary shares
CBA Equities Limited ACN 003 485 952	Thursday, 12 March 2015	17,810.28		10,385 Ordinary shares
CBA Equities Limited ACN 003 485 952	Thursday, 12 March 2015	25,961.67		15,138 Ordinary shares
CBA Equities Limited ACN 003 485 952	Thursday, 12 March 2015	356.72		208 Ordinary shares
CBA Equities Limited ACN 003 485 952	Friday, 13 March 2015	2,242.88		1,304 Ordinary shares
CBA Equities Limited ACN 003 485 952	Friday, 13 March 2015	1,594.44		927 Ordinary shares
CBA Equities Limited ACN 003 485 952	Friday, 13 March 2015	1,386.32		806 Ordinary shares
CBA Equities Limited ACN 003 485 952	Friday, 13 March 2015	2,413.16		1,403 Ordinary shares
CBA Equities Limited ACN 003 485 952	Friday, 13 March 2015	2,903.36		1,688 Ordinary shares
CBA Equities Limited ACN 003 485 952	Friday, 13 March 2015	2,614.40		1,520 Ordinary shares
CBA Equities Limited ACN 003 485 952	Monday, 16 March 2015	1,972.27		1,181 Ordinary shares
CBA Equities Limited	Monday, 16 March 2015	1,015.36		608 Ordinary shares

ACN 003 485 952				
CBA Equities Limited ACN 003 485 952	Monday, 16 March 2015	1,659.98		994 Ordinary shares
CBA Equities Limited ACN 003 485 952	Tuesday, 17 March 2015	17,703.88		9,946 Ordinary shares
CBA Equities Limited ACN 003 485 952	Tuesday, 17 March 2015	2,401.22		1,349 Ordinary shares
CBA Equities Limited ACN 003 485 952	Tuesday, 17 March 2015	7,023.88		3,946 Ordinary shares
CBA Equities Limited ACN 003 485 952	Thursday, 19 March 2015	41,114.30		23,697 Ordinary shares
CBA Equities Limited ACN 003 485 952	Thursday, 19 March 2015	1,341.16		773 Ordinary shares
CBA Equities Limited ACN 003 485 952	Thursday, 19 March 2015	3,017.17		1,739 Ordinary shares
CBA Equities Limited ACN 003 485 952	Thursday, 19 March 2015	13,125.28		7,565 Ordinary shares
CBA Equities Limited ACN 003 485 952	Thursday, 19 March 2015	6,759.56		3,896 Ordinary shares
CBA Equities Limited ACN 003 485 952	Thursday, 19 March 2015	13,454.93		7,755 Ordinary shares
CBA Equities Limited ACN 003 485 952	Thursday, 19 March 2015	27,107.64		15,624 Ordinary shares
CBA Equities Limited ACN 003 485 952	Friday, 20 March 2015	1,991.93		1,135 Ordinary shares
CBA Equities Limited ACN 003 485 952	Friday, 20 March 2015	11,053.35		6,090 Ordinary shares

Acadian Asset Management (Australia) Limited ACN 114 200 127

Holder of relevant interest	Date of acquisition	Consideration Cash	Consideration Non-Cash	Class and number of securities
Acadian Asset Management (Australia) Limited ACN 114 200 127	Monday, 9 February 2015	N/A		52,121 Ordinary shares (borrowed from UBS AG (Agreement 3), see Annexure C)
Acadian Asset Management (Australia) Limited ACN 114 200	Thursday, 19 March 2015	N/A		67,887 Ordinary shares (borrowed from UBS AG (Agreement 3), see

127				Annexure C)
Acadian Asset Management (Australia) Limited ACN 114 200 127	Monday, 1 December 2014	535,670.66		276,861 Ordinary shares
Acadian Asset Management (Australia) Limited ACN 114 200 127	Friday, 12 December 2014	488,187.44		274,602 Ordinary shares
Acadian Asset Management (Australia) Limited ACN 114 200 127	Monday, 19 January 2015	281,845.46		171,491 Ordinary shares
Acadian Asset Management (Australia) Limited ACN 114 200 127	Tuesday, 3 March 2015	470,629.38		281,191 Ordinary shares
Acadian Asset Management (Australia) Limited ACN 114 200 127	Wednesday, 25 March 2015	652,630.11		351,273 Ordinary shares
Acadian Asset Management (Australia) Limited ACN 114 200 127	Tuesday, 2 December 2014	N/A		150,801 Ordinary shares (borrowed from UBS AG (Agreement 2), see Annexure C)
Acadian Asset Management (Australia) Limited ACN 114 200 127	Thursday, 15 January 2015	N/A		3,565 Ordinary shares (borrowed from UBS AG (Agreement 2), see Annexure C)
Acadian Asset Management (Australia) Limited ACN 114 200 127	Tuesday, 3 February 2015	N/A		101,225 Ordinary shares (borrowed from UBS AG (Agreement 2), see Annexure C)
Acadian Asset Management (Australia) Limited ACN 114 200 127	Wednesday, 17 December 2014	N/A		9,643 Ordinary shares (borrowed from UBS AG (Agreement 1), see Annexure C)
Acadian Asset Management (Australia) Limited ACN 114 200 127	Monday, 8 December 2014	234,417.14		125,963 Ordinary shares
Acadian Asset Management (Australia) Limited ACN 114 200 127	Wednesday, 14 January 2015	201,338.41		118,910 Ordinary shares

Colonial First State Asset Management (Australia) Limited ACN 114 194 311

Holder of relevant interest	Date of acquisition	Consideration Cash	Consideration Non-Cash	Class and number of securities
Colonial First State Asset Management (Australia) Limited ACN 114 194 311	Wednesday, 4 February 2015	414,523.20		253,500 Ordinary shares
Colonial First State Asset Management (Australia) Limited ACN 114 194 311	Wednesday, 4 February 2015	1,479,430.27		906,236 Ordinary shares
Colonial First State Asset Management (Australia) Limited ACN 114 194 311	Thursday, 12 February 2015	251,362.22		150,067 Ordinary shares
Colonial First State Asset Management (Australia) Limited ACN 114 194 311	Monday, 2 March 2015	344,212.33		196,704 Ordinary shares
Colonial First State Asset Management (Australia) Limited ACN 114 194 311	Wednesday, 4 March 2015	79,434.72		46,502 Ordinary shares
Colonial First State Asset Management (Australia) Limited ACN 114 194 311	Friday, 6 March 2015	107,857.45		61,721 Ordinary shares
Colonial First State Asset Management (Australia) Limited ACN 114 194 311	Friday, 12 December 2014	356,580.00		200,000 Ordinary shares
Colonial First State Asset Management (Australia) Limited ACN 114 194 311	Monday, 16 March 2015	716,887.17		409,603 Ordinary shares
Colonial First State Asset Management (Australia) Limited ACN 114 194 311	Tuesday, 17 March 2015	104,714.41		58,759 Ordinary shares
Colonial First State Asset Management (Australia) Limited ACN 114 194 311	Friday, 28 November 2014	13,843.17		7,110 Ordinary shares
Colonial First State Asset Management	Monday, 5 January 2015	8,196.72		4,879 Ordinary shares

(Australia) Limited ACN 114 194 311				
Colonial First State Asset Management (Australia) Limited ACN 114 194 311	Monday, 16 February 2015	21,622.98		12,427 Ordinary shares
Colonial First State Asset Management (Australia) Limited ACN 114 194 311	Tuesday, 24 March 2015	9,724.77		5,358 Ordinary shares
Colonial First State Asset Management (Australia) Limited ACN 114 194 311	Wednesday, 4 February 2015	894,779.80		547,199 Ordinary shares
Colonial First State Asset Management (Australia) Limited ACN 114 194 311	Wednesday, 4 February 2015	4,709,945.34		2,885,112 Ordinary shares
Colonial First State Asset Management (Australia) Limited ACN 114 194 311	Thursday, 12 February 2015	1,311,632.20		783,064 Ordinary shares
Colonial First State Asset Management (Australia) Limited ACN 114 194 311	Monday, 2 March 2015	840,678.21		480,415 Ordinary shares
Colonial First State Asset Management (Australia) Limited ACN 114 194 311	Wednesday, 4 March 2015	246,896.40		144,536 Ordinary shares
Colonial First State Asset Management (Australia) Limited ACN 114 194 311	Friday, 6 March 2015	589,646.69		337,423 Ordinary shares
Colonial First State Asset Management (Australia) Limited ACN 114 194 311	Friday, 12 December 2014	534,870.00		300,000 Ordinary shares
Colonial First State Asset Management (Australia) Limited ACN 114 194 311	Wednesday, 21 January 2015	269,030.05		160,156 Ordinary shares
Colonial First State Asset Management (Australia) Limited ACN 114 194 311	Thursday, 22 January 2015	183,061.15		108,952 Ordinary shares

Colonial First State Asset Management (Australia) Limited ACN 114 194 311	Friday, 23 January 2015	1,901,821.08		1,130,892 Ordinary shares
Colonial First State Asset Management (Australia) Limited ACN 114 194 311	Monday, 16 March 2015	1,113,184.96		636,033 Ordinary shares
Colonial First State Asset Management (Australia) Limited ACN 114 194 311	Tuesday, 17 March 2015	162,600.59		91,241 Ordinary shares
Colonial First State Asset Management (Australia) Limited ACN 114 194 311	Wednesday, 4 February 2015	1,677,042.76		1,027,285 Ordinary shares
Colonial First State Asset Management (Australia) Limited ACN 114 194 311	Monday, 2 March 2015	100,190.52		57,255 Ordinary shares
Colonial First State Asset Management (Australia) Limited ACN 114 194 311	Wednesday, 4 March 2015	149,928.71		87,770 Ordinary shares
Colonial First State Asset Management (Australia) Limited ACN 114 194 311	Thursday, 27 November 2014	7,291.20		3,720 Ordinary shares
Colonial First State Asset Management (Australia) Limited ACN 114 194 311	Wednesday, 17 December 2014	4,793.83		2,771 Ordinary shares
Colonial First State Asset Management (Australia) Limited ACN 114 194 311	Monday, 5 January 2015	5,757.36		3,427 Ordinary shares
Colonial First State Asset Management (Australia) Limited ACN 114 194 311	Wednesday, 14 January 2015	5,376.54		3,172 Ordinary shares
Colonial First State Asset Management (Australia) Limited ACN 114 194 311	Friday, 16 January 2015	5,563.91		3,403 Ordinary shares
Colonial First State Asset Management (Australia) Limited ACN	Tuesday, 27 January 2015	4,985.12		3,049 Ordinary shares

114 194 311				
Colonial First State Asset Management (Australia) Limited ACN 114 194 311	Friday, 6 February 2015	70,890.96		42,197 Ordinary shares
Colonial First State Asset Management (Australia) Limited ACN 114 194 311	Monday, 16 February 2015	12,065.16		6,934 Ordinary shares
Colonial First State Asset Management (Australia) Limited ACN 114 194 311	Tuesday, 3 March 2015	14,216.40		8,616 Ordinary shares
Colonial First State Asset Management (Australia) Limited ACN 114 194 311	Friday, 6 March 2015	7,010.46		4,029 Ordinary shares
Colonial First State Asset Management (Australia) Limited ACN 114 194 311	Friday, 20 March 2015	5,252.98		2,895 Ordinary shares
Colonial First State Asset Management (Australia) Limited ACN 114 194 311	Friday, 19 December 2014	5,762.32		3,283 Ordinary shares
Colonial First State Asset Management (Australia) Limited ACN 114 194 311	Wednesday, 17 December 2014	934.20		540 Ordinary shares
Colonial First State Asset Management (Australia) Limited ACN 114 194 311	Friday, 9 January 2015	2,584.00		1,520 Ordinary shares
Colonial First State Asset Management (Australia) Limited ACN 114 194 311	Friday, 6 February 2015	7,111.44		4,233 Ordinary shares
Colonial First State Asset Management (Australia) Limited ACN 114 194 311	Wednesday, 4 February 2015	535,598.76		328,085 Ordinary shares
Colonial First State Asset Management (Australia) Limited ACN 114 194 311	Wednesday, 4 February 2015	79,915.49		48,872 Ordinary shares
Colonial First State Asset Management	Thursday, 12 February	158,582.30		94,676 Ordinary shares

(Australia) Limited ACN 114 194 311	2015			
Colonial First State Asset Management (Australia) Limited ACN 114 194 311	Monday, 2 March 2015	127,922.94		73,103 Ordinary shares
Colonial First State Asset Management (Australia) Limited ACN 114 194 311	Wednesday, 4 March 2015	27,361.95		16,018 Ordinary shares
Colonial First State Asset Management (Australia) Limited ACN 114 194 311	Friday, 6 March 2015	62,169.06		35,576 Ordinary shares
Colonial First State Asset Management (Australia) Limited ACN 114 194 311	Wednesday, 17 December 2014	2,124.44		1,228 Ordinary shares
Colonial First State Asset Management (Australia) Limited ACN 114 194 311	Friday, 6 February 2015	34,878.48		20,761 Ordinary shares
Colonial First State Asset Management (Australia) Limited ACN 114 194 311	Thursday, 5 March 2015	8,784.33		5,034 Ordinary shares
Colonial First State Asset Management (Australia) Limited ACN 114 194 311	Friday, 6 February 2015	14,006.16		8,337 Ordinary shares
Colonial First State Asset Management (Australia) Limited ACN 114 194 311	Friday, 6 March 2015	4,865.04		2,796 Ordinary shares
Colonial First State Asset Management (Australia) Limited ACN 114 194 311	Tuesday, 24 March 2015	3,005.64		1,656 Ordinary shares

Colonial First State Investments Limited (Note 1) ACN 002 348 352

Holder of relevant interest	Date of acquisition	Consideration Cash	Consideration Non- Cash	Class and number of securities
Colonial First State Investments Limited (Note 1) ACN 002 348	Thursday, 27 November 2014	29,158.25		15,037 Ordinary shares

352				
Colonial First State Investments Limited (Note 1) ACN 002 348 352	Wednesday, 17 December 2014	3,295.11		1,892 Ordinary shares
Colonial First State Investments Limited (Note 1) ACN 002 348 352	Wednesday, 14 January 2015	2,205.07		1,303 Ordinary shares
Colonial First State Investments Limited (Note 1) ACN 002 348 352	Thursday, 15 January 2015	458.46		270 Ordinary shares
Colonial First State Investments Limited (Note 1) ACN 002 348 352	Friday, 16 January 2015	10,862.91		6,606 Ordinary shares
Colonial First State Investments Limited (Note 1) ACN 002 348 352	Tuesday, 20 January 2015	10,446.66		6,441 Ordinary shares
Colonial First State Investments Limited (Note 1) ACN 002 348 352	Thursday, 22 January 2015	22,757.66		13,543 Ordinary shares
Colonial First State Investments Limited (Note 1) ACN 002 348 352	Thursday, 29 January 2015	4,679.86		2,838 Ordinary shares
Colonial First State Investments Limited (Note 1) ACN 002 348 352	Friday, 30 January 2015	1,089.92		661 Ordinary shares
Colonial First State Investments Limited (Note 1) ACN 002 348 352	Tuesday, 10 February 2015	4,057.89		2,429 Ordinary shares
Colonial First State Investments Limited (Note 1) ACN 002 348 352	Wednesday, 11 February 2015	4,138.71		2,489 Ordinary shares
Colonial First State Investments Limited (Note 1) ACN 002 348 352	Thursday, 12 February 2015	32,081.76		19,151 Ordinary shares
Colonial First State Investments Limited	Monday, 16 February	7,170.58		4,126 Ordinary shares

(Note 1) ACN 002 348 352	2015			
Colonial First State Investments Limited (Note 1) ACN 002 348 352	Tuesday, 17 February 2015	24,538.36		14,046 Ordinary shares
Colonial First State Investments Limited (Note 1) ACN 002 348 352	Wednesday, 18 February 2015	8,223.64		4,626 Ordinary shares
Colonial First State Investments Limited (Note 1) ACN 002 348 352	Thursday, 19 February 2015	22,870.54		12,527 Ordinary shares
Colonial First State Investments Limited (Note 1) ACN 002 348 352	Friday, 20 February 2015	25,288.50		13,800 Ordinary shares
Colonial First State Investments Limited (Note 1) ACN 002 348 352	Wednesday, 4 March 2015	32,593.60		19,112 Ordinary shares
Colonial First State Investments Limited (Note 1) ACN 002 348 352	Tuesday, 10 March 2015	12,758.86		7,467 Ordinary shares
Colonial First State Investments Limited (Note 1) ACN 002 348 352	Thursday, 12 March 2015	16,436.11		9,567 Ordinary shares
Colonial First State Investments Limited (Note 1) ACN 002 348 352	Monday, 19 January 2015	121,692.02		74,085 Ordinary shares
Colonial First State Investments Limited (Note 1) ACN 002 348 352	Wednesday, 18 February 2015	15,488.23		8,713 Ordinary shares
Colonial First State Investments Limited (Note 1) ACN 002 348 352	Tuesday, 24 February 2015	631,470.66		346,220 Ordinary shares
Colonial First State Investments Limited (Note 1) ACN 002 348 352	Monday, 15 December 2014	6,095.27		3,454 Ordinary shares

Colonial First State Investments Limited (Note 1) ACN 002 348 352	Tuesday, 16 December 2014	4,370.25		2,500 Ordinary shares
Colonial First State Investments Limited (Note 1) ACN 002 348 352	Wednesday, 17 December 2014	35,723.70		20,512 Ordinary shares
Colonial First State Investments Limited (Note 1) ACN 002 348 352	Friday, 19 December 2014	24,192.27		13,773 Ordinary shares
Colonial First State Investments Limited (Note 1) ACN 002 348 352	Monday, 22 December 2014	2,360.77		1,357 Ordinary shares
Colonial First State Investments Limited (Note 1) ACN 002 348 352	Tuesday, 23 December 2014	38,926.08		22,558 Ordinary shares
Colonial First State Investments Limited (Note 1) ACN 002 348 352	Friday, 6 February 2015	19,600.05		11,666 Ordinary shares
Colonial First State Investments Limited (Note 1) ACN 002 348 352	Monday, 9 February 2015	12,166.53		7,261 Ordinary shares
Colonial First State Investments Limited (Note 1) ACN 002 348 352	Thursday, 26 February 2015	10,277.82		5,564 Ordinary shares
Colonial First State Investments Limited (Note 1) ACN 002 348 352	Friday, 6 March 2015	12,704.40		7,306 Ordinary shares
Colonial First State Investments Limited (Note 1) ACN 002 348 352	Tuesday, 10 March 2015	35,028.35		20,500 Ordinary shares
Colonial First State Investments Limited (Note 1) ACN 002 348 352	Thursday, 12 March 2015	17,710.86		10,309 Ordinary shares
Colonial First State Investments Limited (Note 1) ACN 002 348	Monday, 16 March 2015	59,507.31		34,515 Ordinary shares


352				
Colonial First State Investments Limited (Note 1) ACN 002 348 352	Wednesday, 18 March 2015	22,319.13		12,764 Ordinary shares
Colonial First State Investments Limited (Note 1) ACN 002 348 352	Friday, 20 March 2015	32,603.96		18,182 Ordinary shares
Colonial First State Investments Limited (Note 1) ACN 002 348 352	Tuesday, 24 March 2015	6,560.46		3,611 Ordinary shares
Colonial First State Investments Limited (Note 1) ACN 002 348 352	Wednesday, 10 December 2014	48,211.20		27,000 Ordinary shares
Colonial First State Investments Limited (Note 1) ACN 002 348 352	Thursday, 11 December 2014	78,165.48		43,800 Ordinary shares
Colonial First State Investments Limited (Note 1) ACN 002 348 352	Wednesday, 11 February 2015	15,719.91		9,459 Ordinary shares

The Colonial Mutual Life Assurance Society Limited ACN 004 021 809

Holder of relevant interest	Date of acquisition	Consideration Cash	Consideration Non-Cash	Class and number of securities
The Colonial Mutual Life Assurance Society Limited ACN 004 021 809	Friday, 5 December 2014	42,985.69		22,987 Ordinary shares

Annexure C

This is annexure C referred to in Form 603, Notice of initial substantial holder dated **25/03/2015**



Carla Collingwood

Company Secretary

Dated the 26 March 2015

Commonwealth Bank of Australia will, if requested by the company or responsible entity to whom this form must be given or by the Australian Securities and Investments Commission (ASIC), give a copy of one or more of the following agreements to the company, responsible entity or ASIC (as appropriate).

Barclays Capital Securities Ltd

Type of agreement:	Global Master Securities Lending Agreement
Parties to agreement:	(1) Commonwealth Bank of Australia and (2) Barclays Capital Securities Ltd
Can the parties exercise voting rights attaching to the securities?	No
If yes, in what circumstances?	N/A
Date on which the securities were (or are) expected to be delivered to the borrower or its nominee (ie borrow date):	The dates indicated in Annexure B on which securities were borrowed.
Scheduled date (if any) when the securities are expected to be returned to the borrower or its nominee (ie return date):	Any particular day.
Does the borrower have the right to return the securities early? [Yes/No]	Yes
If yes, in which circumstances?	At any time subject to giving notice.
Does the lender have the right to recall the securities early (ie before the scheduled return date)? [Yes/No]	Yes
If yes, in which circumstances?	At any time subject to giving notice.
Are there circumstances in which the borrower will not be required to return the securities on settlement? [Yes/No]	No
If yes, in which circumstances?	N/A

UBS AG (Agreement 3)

Type of agreement:	Australian Master Securities Lending Agreement
--------------------	--

Parties to agreement:	(1) UBS AG; and (2) Colonial First State Investments Limited
Can the parties exercise voting rights attaching to the securities?	No
If yes, in what circumstances?	N/A
Date on which the securities were (or are) expected to be delivered to the borrower or its nominee (ie borrow date):	The dates indicated in Annexure B on which securities were borrowed.
Scheduled date (if any) when the securities are expected to be returned to the borrower or its nominee (ie return date):	Any particular day.
Does the borrower have the right to return the securities early? [Yes/No]	Yes
If yes, in which circumstances?	At any time subject to giving notice.
Does the lender have the right to recall the securities early (ie before the scheduled return date)? [Yes/No]	Yes
If yes, in which circumstances?	At any time subject to giving notice.
Are there circumstances in which the borrower will not be required to return the securities on settlement? [Yes/No]	No
If yes, in which circumstances?	N/A

UBS AG (Agreement 1)

Type of agreement:	Australian Master Securities Lending Agreement
Parties to agreement:	(1) UBS AG; and (2) Colonial First State Investments Limited
Can the parties exercise voting rights attaching to the securities?	No
If yes, in what circumstances?	N/A
Date on which the securities were (or are) expected to be delivered to the borrower or its nominee (ie borrow date):	The dates indicated in Annexure B on which securities were borrowed.
Scheduled date (if any) when the securities are expected to be returned to the borrower or its nominee (ie return date):	Any particular day.
Does the borrower have the right to return the securities early? [Yes/No]	Yes
If yes, in which circumstances?	At any time subject to giving notice.
Does the lender have the right to recall the securities early (ie before the scheduled return date)? [Yes/No]	Yes

If yes, in which circumstances?	At any time subject to giving notice.
Are there circumstances in which the borrower will not be required to return the securities on settlement? [Yes/No]	No
If yes, in which circumstances?	N/A

UBS AG (Agreement 2)

Type of agreement:	Australian Master Securities Lending Agreement
Parties to agreement:	(1) UBS AG; and (2) Colonial First State Investments Limited
Can the parties exercise voting rights attaching to the securities?	No
If yes, in what circumstances?	N/A
Date on which the securities were (or are) expected to be delivered to the borrower or its nominee (ie borrow date):	The dates indicated in Annexure B on which securities were borrowed.
Scheduled date (if any) when the securities are expected to be returned to the borrower or its nominee (ie return date):	Any particular day.
Does the borrower have the right to return the securities early? [Yes/No]	Yes
If yes, in which circumstances?	At any time subject to giving notice.
Does the lender have the right to recall the securities early (ie before the scheduled return date)? [Yes/No]	Yes
If yes, in which circumstances?	At any time subject to giving notice.
Are there circumstances in which the borrower will not be required to return the securities on settlement? [Yes/No]	No
If yes, in which circumstances?	N/A