



ASX Release

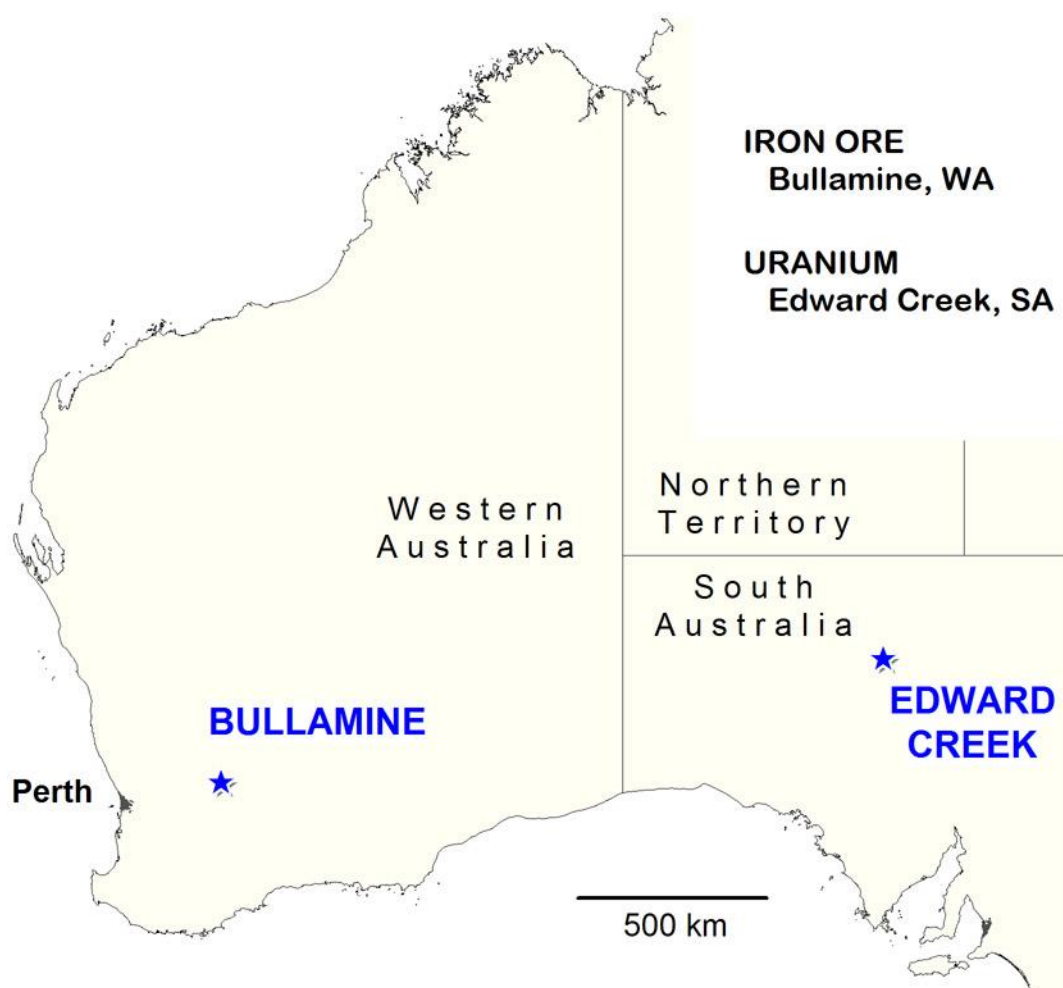
ASX Code: RLC

30 April 2015

Quarterly Report for the period ended 31 March 2015

HIGHLIGHTS

- ❑ Bullamine – Magnetite iron ore (WA):
 - Project areas rationalised and reduced to retain Chitterberrin and Burracoppin prospects only.
- ❑ Negotiations underway for acquisition of a new gold project.



CURRENT EXPLORATION ACTIVITIES

Bullamine Iron (Magnetite) (WA)

Iron (magnetite)

At the date of this report the tenements held comprise:

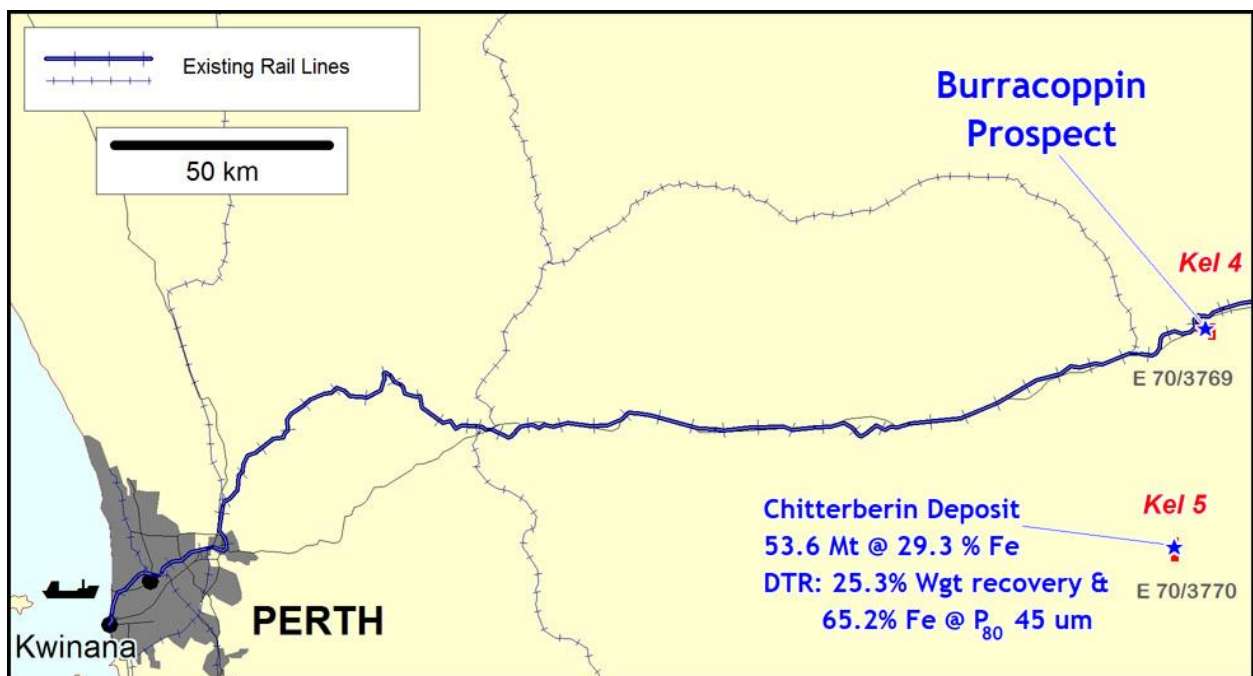
RLC 100% : E70/3769 & 3770

Total area 22.9 km²

During the period the areas held under licence were reduced to cover only the Chitterberin and Burracoppin prospect areas.

Past work has defined an Inferred Resource at Chitterberin (ASX release 22/10/2012) and established the presence of substantial magnetite mineralisation at the Burracoppin prospect where metallurgical studies have shown the mineralization is readily beneficiated into a high iron low impurity concentrate by conventional processing (ASX release 30/01/2015, Quarterly report for the period ended 31 December 2014).

A partner for the project is being sought.



Location of Bullamine tenements and prospects. The Chitterberin Deposit comprises an Inferred Resource described in RLC's ASX Release 22 Oct 2012.

KEL 1 (WA)

Copper / Gold

RLC 100% E70/3766 surrendered 18/04/2015

A review of the KEL 1 project resulted in a decision to cease further work and the tenement was surrendered subsequent to the report period at its expiry date on 18 April 2015.

Edward Creek (SA)

Uranium

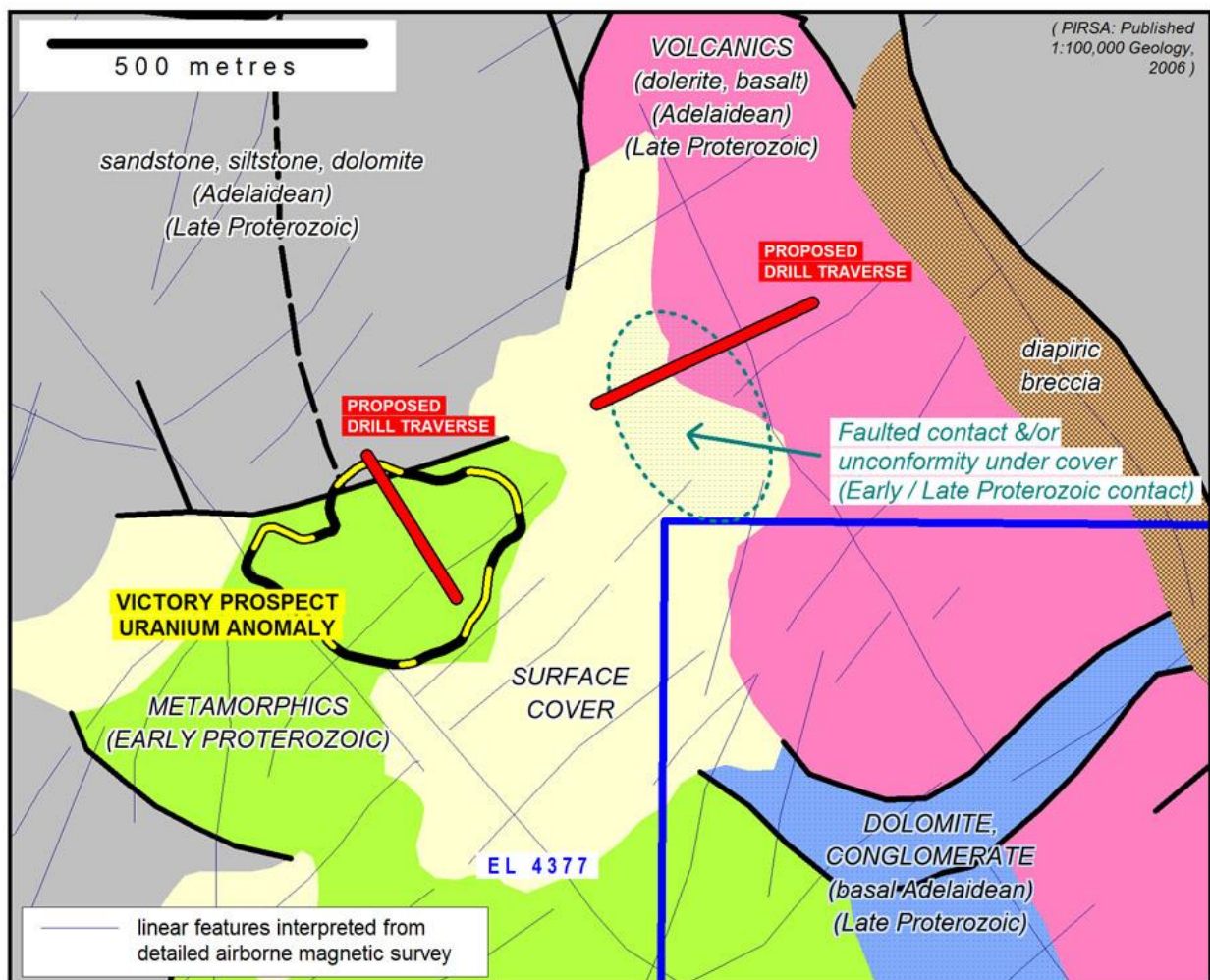
RLC 100% (excluding diamonds) EL 5580 total area 343 km²

No field activities were undertaken during the period.

Exploration for uranium was postponed. The low uranium price and a joint venture partner maintaining minimum exploration expenditure on the tenement enable RLC to postpone its planned exploration for uranium without penalty. Any exploration success with uranium in the current period would likely generate very little interest amongst potential joint venture partners and investors.

Work planned on the Edward Creek project includes drilling at the Victory uranium prospect. The drilling, now postponed until market conditions improve, will investigate strong surface uranium anomalism associated with quartz veining and along strike where a concealed unconformity is interpreted. The targets occur where uranium anomalism was identified by sampling in 2010 in a window of exposed, weathered and veined rocks of Early Proterozoic age. Results previously reported (RLC's ASX Release 17 Nov 2010) include assays of surface rock chip and auger samples up to 412 ppm uranium, 0.30 % copper, 0.39 % TREE.

Subsequent licence EL 5580 was granted to take effect from 12/11/2014 covering 343 km² of the 440 km² area previously covered by EL 4377.



Proposed drill traverses at the Victory uranium prospect, Edward Creek project, South Australia (work on hold until market conditions improve).

Tanami (NT)

Gold, REE & Phosphate

RLC 100% : EL 24885 surrendered 9/03/2015

A review of the Tanami project resulted in a decision to cease further work and the tenement was surrendered and expired on 9/03/2015.

New Project Development

The Company is currently negotiating for the acquisition of a gold project which would involve the recovery of gold from mullock (waste rock left at surface from previous mining activities). At the date of this report a purchase agreement has been drafted but not executed.

The gold project has an existing mining licence so that if acquired and gold grades in the mullock are adequate, recovery of gold could commence quickly, possibly within 6 months.

COMMENT

Net cash outflow for the March 2015 quarter was \$69,191 (including \$10,090 of exploration related expenditure).

At 31 March 2015 RLC had \$39,222 in bank accounts and deposits with no debt.

FORTHCOMING ACTIVITIES

Project	Activity Planned	Timetable
New Project Development	Acquisition of a gold project.	Jun Q
Bullamine <i>Iron - Magnetite</i>	Drilling at the Burracoppin prospect	Sep Q
Edward Creek <i>Uranium</i>	Drilling at Victory prospect	TBD

All exploration activities are subject to contractor availability and funding.

TBD = to be determined

For further information, please contact:
Geof Fethers, Managing Director.
Telephone: (03) 8420 6280
or visit our Website at www.reedylagoon.com.au

The information in this report that relates to Exploration Results is based on information compiled by Geof Fethers, who is a member of the Australian Institute of Mining and Metallurgy (AusIMM). Geof Fethers is a director of the Company and has sufficient experience which is relevant to the style of mineralisation and type of deposit under consideration and to the activity he is undertaking to qualify as a Competent Person as defined in the 2012 Edition of the "Australasian Code for the Reporting of Exploration Results, Mineral Resources and Ore Reserves (the JORC Code)". Geof Fethers consents to the inclusion in the report of the matters based on his information in the form and context in which it appears. Where Exploration Results have been reported in earlier RLC ASX Releases referenced in this report, those releases are available to view on the NEWS page of reedylagoon.com.au. The company confirms that it is not aware of any new information or data that materially affects the information included in those earlier releases and, in the case of the estimate of the Mineral Resource, all material assumptions and technical parameters underpinning the estimate in the relevant market announcement continue to apply and have not materially changed. The company confirms that the form and context in which the Competent Person's findings are presented have not been materially modified from the original market announcement.

Mining tenements.

Tenements at end of quarter		
Project / Location	Tenement number	Company Interest (%)
BULLAMINE – KEL 4 (WA)	E70/3769	100
BULLAMINE – KEL 5 (WA)	E70/3770	100
KEL 1 (WA)	E70/3766	100
EDWARD CREEK (SA)	EL 5580 (EL 4377)	100 (excl. diamond)

Note: EL 5580 was granted as a subsequent licence to EL 4377 for a 2 year period expiring 11/11/2016.

E70/3766 was surrendered after the end of the quarter on 18/04/2015.

Joint ventures at end of quarter		
Agreement	Tenements	Company Interest (%)
Diamond Farm-out Agreement	EL 5580 (EL4377)	100% all minerals excluding diamond

Mining tenements.

Tenements changed during the quarter:		
Project / Location	Tenement number	Change in area
BULLAMINE – NOR 1 (WA)	E70/3462	surrendered
BULLAMINE – KEL 4 (WA)	E70/3769	Reduced from 503 km ² to 14.2 km ²
BULLAMINE – KEL 5 (WA)	E70/3770	Reduced from 49 km ² to 8.7 km ²
TANAMI (NT)	EL 24885	surrendered

Joint ventures changed during period: Nil

Rule 5.3

Appendix 5B

Mining exploration entity quarterly report

Introduced 1/7/96. Origin: Appendix 8. Amended 1/7/97, 1/7/98, 30/9/2001.

Name of entity

REEDY LAGOON CORPORATION LIMITED

ABN

41 006 639 514

Quarter ended ("current quarter")

31 March 2015

Consolidated statement of cash flows

Cash flows related to operating activities		Current quarter \$A'000	Year to Date (6 months) \$A'000
1.1	Receipts from product sales and related debtors	6	33
1.2	Payments for		
	(a) exploration and evaluation	(10)	(173)
	(b) development	-	-
	(c) production	-	-
	(d) administration	(95)	(277)
1.3	Dividends received	-	-
1.4	Interest and other items of a similar nature received	1	3
1.5	Interest and other costs of finance paid	-	-
1.6	Income taxes paid	-	-
1.7	Other (provide details if material) – Net GST /PAYG paid(received/recovered)	9	(1)
	Net Operating Cash Flows	(89)	(415)
Cash flows related to investing activities			
1.8	Payment for purchases of: (a)prospects	-	-
	(b)equity investments	-	-
	(c) other fixed assets	-	-
1.9	Proceeds from sale of: (a)prospects	-	-
	(b)equity investments	-	-
	(c)other fixed assets	-	-
1.10	Loans to other entities	-	-
1.11	Loans repaid by other entities	-	-
1.12	Other (provide details if material) Proceeds from Farm-in Agreement	-	-
	Net investing cash flows	-	-

+ See chapter 19 for defined terms.

1.13	Total operating and investing cash flows (carried forward)	(89)	(415)
1.13	Total operating and investing cash flows (brought forward)	(89)	(415)
	Cash flows related to financing activities		
1.14	Proceeds from issues of shares, options, etc.	20	361
1.15	Proceeds from sale of forfeited shares		
1.16	Proceeds from borrowings		
1.17	Repayment of borrowings		
1.18	Dividends paid		
1.19	Other (share issue costs)	-	(8)
	GST adjustment on equity raising		
	Net financing cash flows	-	(333)
	Net increase (decrease) in cash held	(69)	(61)
1.20	Cash at beginning of quarter/year to date	108	100
1.21	Exchange rate adjustments to item 1.20		
1.22	Cash at end of quarter	39	39

Payments to directors of the entity and associates of the directors
Payments to related entities of the entity and associates of the related entities

	Current quarter \$A'000
1.23 Aggregate amount of payments to the parties included in item 1.2 (net of GST)	56
1.24 Aggregate amount of loans to the parties included in item 1.10	-

1.25	Explanation necessary for an understanding of the transactions	
	Payment of salaries and director fees to directors (incl. Superannuation)	\$000's 56

Non-cash financing and investing activities

- 2.1 Details of financing and investing transactions which have had a material effect on consolidated assets and liabilities but did not involve cash flows

Director fees/salary settled by issue of shares - \$20,000

- 2.2 Details of outlays made by other entities to establish or increase their share in projects in which the reporting entity has an interest

None

+ See chapter 19 for defined terms.

Financing facilities available

Add notes as necessary **for** an understanding of the position.

	Amount available \$A'000	Amount used \$A'000
3.1 Loan facilities	-	-
3.2 Credit standby arrangements	-	-

Estimated cash outflows for next quarter

	\$A'000
4.1 Exploration and evaluation	6
4.2 Development	-
4.3 Production	-
4.4 Administration	35
Total	41

Reconciliation of cash

Reconciliation of cash at the end of the quarter (as shown in the consolidated statement of cash flows) to the related items in the accounts is as follows.

	Current quarter \$A'000	Previous quarter \$A'000
5.1 Cash on hand and at bank	28	28
5.2 Deposits at call	11	80
5.3 Bank overdraft		
5.4 Other (provide details)		
Total: cash at end of quarter (item 1.22)	39	108

Changes in interests in mining tenements

	Tenement reference	Nature of interest	Interest at beginning of quarter	Interest at end of quarter
6.1 Interests in mining tenements relinquished, reduced or lapsed	E70/3462 E70/3769 E70/3770 EL 24885 EL 4377 EL 5580	surrendered area reduced 503 km ² to 14.2 km ² area reduced 49 km ² to 8.7 km ² surrendered term expired - replaced by EL 5580 subsequent licence to EL 4377	100% 100% 100% 100% 100% excl. diamonds	- 100% 100% - - 100% excl. diamonds
6.2 Interests in mining tenements acquired or increased	none			

+ See chapter 19 for defined terms.

Issued and quoted securities at end of current quarter

Description includes rate of interest and any redemption or conversion rights together with prices and dates.

		Total number	Number quoted	Issue price per security (see note 3) (cents)	Amount paid up per security (see note 3) (cents)
7.1	Preference +securities (description)	-	-		
7.2	Changes during quarter (a) Increases through issues (b) Decreases through returns of capital, buy-backs, redemptions	-	-		
7.3	+Ordinary securities	72,379,294	72,379,294		
7.4	Changes during quarter (a) Increases through issues (b) Decreases through returns of capital, buy-backs	1,000,000		2	2
7.5	+Convertible debt securities (description)	-	-		
7.6	Changes during quarter (a) Increases through issues (b) Decreases through securities matured, converted				
		Total number	Number quoted	Exercise price	Expiry date
7.7	Options (description and conversion factor)	900,000 900,000 900,000	NONE NONE NONE	20 cents 20 cents 20 cents	31 December 2015 31 December 2016 31 December 2017
7.8	Issued during quarter	NONE	NONE	20 cents	31 December 2017
7.9	Exercised during quarter	-			
7.10	Expired during quarter	NONE	NONE		
7.11	Debentures (totals only)				

+ See chapter 19 for defined terms.

7.12	Unsecured notes (<i>totals only</i>)		
------	-------------------------------------------------------	--	--

Compliance statement

1 This statement has been prepared under accounting policies which comply with accounting standards as defined in the Corporations Act or other standards acceptable to ASX (see note 4).

2 This statement does give a true and fair view of the matters disclosed.

Sign here: Date: 30 April 2015
(Director)

Print name: GEOFF FETHERS

Notes

1 The quarterly report provides a basis for informing the market how the entity's activities have been financed for the past quarter and the effect on its cash position. An entity wanting to disclose additional information is encouraged to do so, in a note or notes attached to this report.

2 The "Nature of interest" (items 6.1 and 6.2) includes options in respect of interests in mining tenements acquired, exercised or lapsed during the reporting period. If the entity is involved in a joint venture agreement and there are conditions precedent which will change its percentage interest in a mining tenement, it should disclose the change of percentage interest and conditions precedent in the list required for items 6.1 and 6.2.

3 **Issued and quoted securities.** The issue price and amount paid up is not required in items 7.1 and 7.3 for fully paid securities.

4 The definitions in, and provisions of, *AASB 1022: Accounting for Extractive Industries* and *AASB 1026: Statement of Cash Flows* apply to this report.

5 **Accounting Standards** ASX will accept, for example, the use of International Accounting Standards for foreign entities. If the standards used do not address a topic, the Australian standard on that topic (if any) must be complied with.

== == == == ==

+ See chapter 19 for defined terms.