

FORM 603

Corporations Act 2001

Section 671B

Notice of initial substantial holder**To: Company Name/Scheme: ORORA LIMITED**ACN/ARSN: **004 275 165****1. Details of substantial holder**

Name: Commonwealth Bank of Australia ACN 123 123 124 (CBA) and its related bodies corporate listed in annexure A

The holder became a substantial holder on: **03/07/2015****2. Details of voting power**

The total number of votes attached to all the voting shares in the company or voting interests in the scheme that the substantial holder or an associate had a relevant interest in on the date the substantial holder became a substantial holder are as follows.

Class of securities	Number of securities	Person's votes	Voting power (%)
Fully Paid ordinary shares	25,860,150	25,860,150	2.14

For the Securities (if any) listed below see NOTE 1 at the end of this form

Class of securities	Number of securities	Person's votes	Voting power (%)
Fully Paid ordinary shares	34,847,561	34,847,561	2.88

Class of securities	Number of securities	Person's votes	Voting power (%)
GRAND TOTAL Fully paid ordinary shares	60,707,711	60,707,711	5.03

3. Details of relevant interests

The nature of the relevant interest the substantial holder or an associate had in the following voting securities on the date the substantial holder became a substantial holder are as follows:

Holder of relevant interest	Nature of relevant interest	Class and number of securities
CBA Equities Limited ACN 003 485 952	<p>Relevant interest under paragraph 608(1)(b) and/or 608(1)(c) of the Corporations Act 2001 (Cth), being a relevant interest arising as a result of having the power to control the exercise of the right to vote attached to securities and/or to control the exercise of the power to dispose of securities in a proprietary capacity (including as a result of underwriting activities), but where the securities are held by a nominee or custodian for CBAE. In addition, if any OTC derivatives, warrants or other securities (other than ordinary shares or ordinary units (as applicable)) are referred to below in this row, the relevant interest in respect of those securities arises under subsection 608(8) being an accelerated relevant interest held in the same capacity.</p> <p>Nature of relevant interest derived from; ordinary shares 5,248,661</p>	<p>5,248,661 Fully paid ordinary shares</p> <p>(including 1,572,746 borrowed from Barclays Capital Securities Ltd, see Annexure C)</p> <p>(including 407,400 borrowed from Morgan Stanley Australia Securities Limited, see Annexure C)</p>
Avanteos Investments Limited ACN 096 259 979	<p>Relevant interest under paragraph 608(1)(a), 608(1)(b) and 608(1)(c) of the Corporations Act 2001 (Cth), being a relevant interest arising as a result of being the registered holder of the relevant securities in its capacity as a superannuation trustee. In addition, if any OTC derivatives, warrants or other securities (other than ordinary shares or ordinary units (as applicable)) are referred to below in this row, the relevant interest in respect of those securities arises under subsection 608(8) being an accelerated relevant interest held in the same capacity.</p> <p>Nature of relevant interest derived from; ordinary shares 290,479</p>	<p>290,479 Fully paid ordinary shares</p>
Colonial First State Investments Limited (Note 1) ACN 002 348 352	<p>Relevant interest under paragraph 608(1)(b) and/or 608(1)(c) of the Corporations Act 2001 (Cth), being a relevant interest arising from having the residual power to control the exercise of the right to vote attached to securities and/or to control the exercise of the power to dispose of securities in its capacity as a responsible entity of a managed investment scheme (which managed investment scheme is not managed by either Colonial First State Investments Limited or a related body corporate). In addition, if any OTC derivatives, warrants or other securities (other than ordinary shares or ordinary units (as applicable)) are referred to below in this row, the relevant interest in respect of those securities arises under subsection 608(8) being a residual accelerated relevant interest held in the same capacity. Colonial First State Investments Limited has authorised the manager of each such managed investment scheme to exercise the powers referred to in paragraph 608(1)(b) and/or 608(1)(c) of the Corporations Act 2001 (Cth) in relation to those</p>	<p>34,847,561 Fully paid ordinary shares</p>

	<p>securities managed by the manager to the exclusion of Colonial First State Investments Limited except for provisions allowing Colonial First State Investments Limited to terminate the agreement with the manager or to exercise those powers where the agreement is terminated.</p> <p>Nature of relevant interest derived from; ordinary shares 34,847,561</p>	
Commonwealth Bank Officers Superannuation Corporation Pty Limited ACN 074 519 798	<p>Relevant interest under paragraph 608(1)(b) and/or 608(1)(c) of the Corporations Act 2001 (Cth), being a relevant interest arising from having the power to control the exercise of the right to vote attached to securities and/or to control the exercise of the power to dispose of securities in its capacity as trustee for the Officers' Superannuation Fund. In addition, if any OTC derivatives, warrants or other securities (other than ordinary shares or ordinary units (as applicable)) are referred to below in this row, the relevant interest in respect of those securities arises under subsection 608(8) being an accelerated relevant interest held in the same capacity.</p> <p>Nature of relevant interest derived from; ordinary shares 149,829</p>	<p>149,829 Fully paid ordinary shares</p>
Realindex Investments Pty Limited ACN 133 312 017	<p>Relevant interest under paragraph 608(1)(b) and/or 608(1)(c) of the Corporations Act 2001 (Cth), being a relevant interest arising from having the power to control the exercise of the right to vote attached to securities and/or to control the exercise of the power to dispose of securities in its capacity as investment manager, as provided for under its investment mandates. In addition, if any OTC derivatives, warrants or other securities (other than ordinary shares or ordinary units (as applicable)) are referred to below in this row, the relevant interest in respect of those securities arises under subsection 608(8) being an accelerated relevant interest held in the same capacity.</p> <p>Nature of relevant interest derived from; ordinary shares 2,214,974</p>	<p>2,214,974 Fully paid ordinary shares</p>
Colonial First State Asset Management (Australia) Limited ACN 114 194 311	<p>Relevant interest under paragraph 608(1)(b) and/or 608(1)(c) of the Corporations Act 2001 (Cth), being a relevant interest arising from having the power to control the exercise of the right to vote attached to securities and/or to control the exercise of the power to dispose of securities in its capacity as investment manager (as provided for under its investment mandates). In addition, if any OTC derivatives, warrants or other securities (other than ordinary shares or ordinary units (as applicable)) are referred to below in this row, the relevant interest in respect of those securities arises under subsection 608(8) being an accelerated relevant interest held in the same capacity.</p> <p>Nature of relevant interest derived from;</p>	<p>17,956,207 Fully paid ordinary shares</p>

	ordinary shares 17,956,207	
Colonial First State Investments Limited ACN 002 348 352	<p>Relevant interest under paragraph 608(1)(b) and/or 608(1)(c) of the Corporations Act 2001 (Cth), being a relevant interest arising from having the power to control the exercise of the right to vote attached to securities and/or to control the exercise of the power to dispose of securities in its capacity as a responsible entity of a managed investment scheme (which managed investment scheme is managed by Colonial First Statement Investments Limited or a related body corporate). In addition, if any OTC derivatives, warrants or other securities (other than ordinary shares or ordinary units (as applicable)) are referred to below in this row, the relevant interest in respect of those securities arises under subsection 608(8) being an accelerated relevant interest held in the same capacity.</p> <p>Nature of relevant interest derived from; ordinary shares 48,053,244</p>	<p>48,053,244 Fully paid ordinary shares</p>
Commonwealth Bank Officers Superannuation Corporation Pty Limited ACN 074 519 798	<p>Relevant interest under paragraph 608(1)(b) and/or 608(1)(c) of the Corporations Act 2001 (Cth), being a relevant interest arising from having the power to control the exercise of the right to vote attached to securities and/or to control the exercise of the power to dispose of securities in its capacity as trustee for the Officers' Superannuation Fund. In addition, if any OTC derivatives, warrants or other securities (other than ordinary shares or ordinary units (as applicable)) are referred to below in this row, the relevant interest in respect of those securities arises under subsection 608(8) being an accelerated relevant interest held in the same capacity.</p> <p>Nature of relevant interest derived from; ordinary shares 1,072,158</p>	<p>1,072,158 Fully paid ordinary shares</p>
Sovereign Services Limited ACN 969417	<p>Relevant interest under paragraph 608(1)(c) of the Corporations Act 2001 (Cth), being a relevant interest arising from having the power to control the exercise of the power to dispose of securities in its capacity as investment manager, as provided for under its investment mandates, or in its capacity as the provider of a discretionary investment management service.. In addition, if any OTC derivatives, warrants or other securities (other than ordinary shares or ordinary units (as applicable)) are referred to below in this row, the relevant interest in respect of those securities arises under subsection 608(8) being an accelerated relevant interest held in the same capacity.</p> <p>Nature of relevant interest derived from; ordinary shares 66,709</p>	<p>66,709 Fully paid ordinary shares</p>
ASB Group Investments Limited Company Number 533945	<p>Relevant interest under paragraph 608(1)(b) and/or 608(1)(c) of the Corporations Act 2001 (Cth), being a relevant interest arising from having the power to control the exercise of the right to vote attached to securities</p>	<p>397,085 Fully paid ordinary shares</p>

	<p>and/or to control the exercise of the power to dispose of securities in its capacity as investment manager, as provided for under its investment mandates, as a life company holding statutory funds and as the responsible entity or manager of a managed investment scheme. In addition, if any OTC derivatives, warrants or other securities (other than ordinary shares or ordinary units (as applicable)) are referred to below in this row, the relevant interest in respect of those securities arises under subsection 608(8) being an accelerated relevant interest held in the same capacity.</p> <p>Nature of relevant interest derived from; ordinary shares 397,085</p>	
Colonial First State Investments Limited ACN 002 348 352	<p>Relevant interest under paragraph 608(1)(b) and/or 608(1)(c) of the Corporations Act 2001 (Cth), being a relevant interest arising from having the power to control the exercise of the right to vote attached to securities and/or to control the exercise of the power to dispose of securities in its capacity as a responsible entity of a managed investment scheme (which managed investment scheme is managed by Colonial First Statement Investments Limited or a related body corporate). In addition, if any OTC derivatives, warrants or other securities (other than ordinary shares or ordinary units (as applicable)) are referred to below in this row, the relevant interest in respect of those securities arises under subsection 608(8) being an accelerated relevant interest held in the same capacity.</p> <p>Nature of relevant interest derived from; ordinary shares 24,282</p>	<p>24,282 Fully paid ordinary shares</p>
The Colonial Mutual Life Assurance Society Limited ACN 004 021 809	<p>Relevant interest under paragraph 608(1)(a), 608(1)(b) and/or 608(1)(c) of the Corporations Act 2001 (Cth), being a relevant interest arising from holding securities, having the power to control the exercise of the right to vote attached to securities and/or to control the exercise of the power to dispose of securities in a proprietary capacity as a life insurance company. Statutory fund holdings are held by external custodians and voted by the relevant investment manager, so CMLA's relevant interest is qualified accordingly. In addition, if any OTC derivatives, warrants or other securities (other than ordinary shares or ordinary units (as applicable)) are referred to below in this row, the relevant interest in respect of those securities arises under subsection 608(8) being an accelerated relevant interest held in the same capacity.</p> <p>Nature of relevant interest derived from; ordinary shares 1,841,853</p>	<p>1,841,853 Fully paid ordinary shares</p>
Colonial First State Asset Management (Australia) Limited ACN 114 194 311	<p>Relevant interest under paragraph 608(1)(b) and/or 608(1)(c) of the Corporations Act 2001 (Cth), being a relevant interest arising from having the power to control the exercise of the right to vote attached to securities and/or to control the exercise of the power to dispose of securities in its capacity as investment manager (as</p>	<p>14,703,949 Fully paid ordinary shares</p>

	<p>provided for under its investment mandates). In addition, if any OTC derivatives, warrants or other securities (other than ordinary shares or ordinary units (as applicable)) are referred to below in this row, the relevant interest in respect of those securities arises under subsection 608(8) being an accelerated relevant interest held in the same capacity.</p> <p>Nature of relevant interest derived from; ordinary shares 14,703,949</p>	
--	---	--

4. Details of present registered holders

The persons registered as holders of the securities referred to in paragraph 3 above are as follows

Holder of relevant interest	Registered holder of securities	Person entitled to be registered as holder	Class and number of securities
CBA Equities Limited ACN 003 485 952	Share Direct Nominees Pty Limited		2,692,661 Fully paid ordinary shares
CBA Equities Limited ACN 003 485 952	SBN Nominees Pty Limited		2,556,000 Fully paid ordinary shares
Avanteos Investments Limited ACN 096 259 979	Avanteos Investments Limited		290,479 Fully paid ordinary shares
Colonial First State Investments Limited (Note 1) ACN 002 348 352	Citicorp Nominees Pty Limited (Australia)		27,964,354 Fully paid ordinary shares
Colonial First State Investments Limited (Note 1) ACN 002 348 352	Northern Trust Company		413,230 Fully paid ordinary shares
Colonial First State Investments Limited (Note 1) ACN 002 348 352	UBS Nominees Pty Ltd		1,356,716 Fully paid ordinary shares
Colonial First State Investments Limited (Note 1) ACN 002 348 352	Citibank N A Hong Kong		5,113,261 Fully paid ordinary shares
Commonwealth Bank Officers Superannuation Corporation Pty Limited ACN 074 519 798	Citicorp Nominees Pty Limited (Australia)		149,829 Fully paid ordinary shares
Realindex Investments Pty Limited ACN 133 312 017	National Bank Nominees Pty Limited		216,933 Fully paid ordinary shares
Realindex Investments Pty Limited ACN 133 312 017	Citibank N A Hong Kong		1,998,041 Fully paid ordinary shares
Colonial First State Asset Management (Australia) Limited ACN 114 194 311	Nomura Bank (Luxembourg) S.A.		966,556 Fully paid ordinary shares
Colonial First State Asset Management (Australia) Limited ACN 114 194 311	Citicorp Nominees Pty Limited (Australia)		11,196,379 Fully paid ordinary shares
Colonial First State Asset Management (Australia) Limited ACN 114 194 311	Citigroup Prime Broker		24,282 Fully paid ordinary shares
Colonial First State Asset Management (Australia) Limited ACN 114 194 311	National Bank Nominees Pty Limited		675,030 Fully paid ordinary shares

Colonial First State Asset Management (Australia) Limited ACN 114 194 311	Citibank N A London		1,234,265 Fully paid ordinary shares
Colonial First State Asset Management (Australia) Limited ACN 114 194 311	JPMorgan (UK)		1,315,673 Fully paid ordinary shares
Colonial First State Asset Management (Australia) Limited ACN 114 194 311	BNP Paribas Securities		1,170,918 Fully paid ordinary shares
Colonial First State Asset Management (Australia) Limited ACN 114 194 311	Citibank N A Hong Kong		1,373,104 Fully paid ordinary shares

5. Consideration

The consideration paid for each relevant interest referred to in paragraph 3 above, and acquired in the four months prior to the day that the substantial holder became a substantial holder is as follows:

Holder of relevant interest	Date of acquisition	Consideration-Cash	Consideration-Non-Cash	Class and number of securities
See annexure B to this notice				

6. Associates

The reasons the persons named in paragraph 3 above are associates of the substantial holder are as follows:

Name and ACN/ARSN (if applicable)	Nature of association
ASB Group Investments Limited Company Number 533945	An indirect wholly-owned subsidiary, and therefore related body corporate, of Commonwealth Bank of Australia
First State Investments (Hong Kong) Ltd ACN 206616	An indirect wholly-owned subsidiary, and therefore related body corporate, of Commonwealth Bank of Australia
CBA Equities Limited ACN 003 485 952	An indirect wholly-owned subsidiary, and therefore related body corporate, of Commonwealth Bank of Australia
Commonwealth Bank Officers Superannuation Corporation Pty Limited ACN 074 519 798	A direct wholly-owned subsidiary, and therefore related body corporate, of Commonwealth Bank of Australia
Colonial First State Asset Management (Australia) Limited ACN 114 194 311	An indirect wholly-owned subsidiary, and therefore related body corporate, of Commonwealth Bank of Australia
First State Investment Management (UK) Limited ACN SC0 477 08	An indirect wholly-owned subsidiary, and therefore related body corporate, of Commonwealth Bank of Australia
Avanteos Investments Limited ACN 096 259 979	An indirect wholly-owned subsidiary, and therefore related body corporate, of Commonwealth Bank of Australia
Realindex Investments Pty Limited ACN 133 312 017	An indirect wholly-owned subsidiary, and therefore related body corporate, of Commonwealth Bank of Australia
Colonial First State Investments Limited ACN 002 348 352	An indirect wholly-owned subsidiary, and therefore related body corporate, of Commonwealth Bank of Australia
Sovereign Services Limited ACN 969417	An indirect wholly-owned subsidiary, and therefore related body corporate, of Commonwealth Bank of Australia
The Colonial Mutual Life Assurance Society Limited ACN 004 021 809	An indirect wholly-owned subsidiary, and therefore related body corporate, of Commonwealth Bank of Australia

7. Addresses

The addresses of persons named in this form are as follows:

Name	Address
ASB Group Investments Limited Company Number 533945	Level 2, ASB North Wharf, 12 Jellicoe Street, Auckland, 1010 , New Zealand
First State Investments (Hong Kong) Ltd ACN 206616	6th Floor, Three Exchange Square, 8 Connaught Place, Central, Hong Kong
CBA Equities Limited ACN 003 485 952	Ground Floor Tower 1, 201 Sussex Street, Sydney, NSW, 2000, Australia
Commonwealth Bank Officers Superannuation Corporation Pty Limited ACN 074 519 798	Level 11 Tower 1, 201 Sussex St Sydney NSW 2001
Colonial First State Asset Management (Australia) Limited ACN 114 194 311	Ground Floor Tower 1, 201 Sussex Street, Sydney, NSW, 2000, Australia
First State Investment Management (UK) Limited ACN SC0 477 08	23 St Andrew Square Edinburgh EH2 1BB
Avanteos Investments Limited ACN 096 259 979	Ground Floor Tower 1, 201 Sussex Street, Sydney, NSW, 2000, Australia
Realindex Investments Pty Limited ACN 133 312 017	Ground Floor Tower 1, 201 Sussex Street, Sydney, NSW, 2000, Australia
Colonial First State Investments Limited ACN 002 348 352	Ground Floor Tower 1, 201 Sussex Street, Sydney, NSW, 2000, Australia
Sovereign Services Limited ACN 969417	Level 2, ASB North Wharf, 12 Jellicoe Street, Auckland, 1010 , New Zealand
The Colonial Mutual Life Assurance Society Limited ACN 004 021 809	Ground Floor Tower 1, 201 Sussex Street, Sydney, NSW, 2000, Australia

8. Signature

NOTE 1--(This note is relevant to section 2,3,4 and 5)

The relevant interests in these securities:

- a) are/were held by Colonial First State Investments Limited (CFS) as responsible entity of the specified registered managed investment schemes and relate(d) to holdings in connection with the Colonial First State First Choice product range. Decisions to buy/sell those securities and exercise voting rights in relation to those securities are made by managers to whom CFS has outsourced those functions. By instrument dated 29 October 2001 the Australian Securities and Investments Commission ("ASIC") has granted certain relief to CFS and its related bodies corporate for these holdings from the applicable provisions of Chapter 6 of the Corporations Act in relation to the acquisition of or increase in voting power of such securities (the Manager Relief). These managers are not associates of, other than by virtue of an agreement in accordance with the terms of the Manager Relief, the Commonwealth Bank of Australia group; or
- b) are/were held by or for the benefit of specified index funds where the funds have an objective of maintaining a portfolio tracking error less than 0.5% per annum. ASIC has granted certain relief to CFS and its related bodies corporate for these holdings from the applicable provisions of Chapter 6 of the Corporations Act in relation to the acquisition of or increase in voting power of such securities.




Dated the 6 day of July 2015

Carla Collingwood-Company Secretary

Annexure A

This is annexure A referred to in Form 603, Notice of initial substantial holder dated **03/07/2015**



Carla Collingwood

Company Secretary

Dated the 6 July 2015

SCHEDULE

1 YORK STREET HOLDINGS PTY LTD	AETNA PROPERTIES LTD
155 MACQUARIE STREET HOLDINGS PTY LTD	AFS LIFE FINANCE PTY LIMITED (DEREGISTERED 2 JUNE 2007)
155 MACQUARIE STREET PTY LTD	AFS SUPPORT SERVICES PTY LTD
158 FERNY AVENUE HOLDINGS II PTY LIMITED - DEREGISTERED 25 DECEMBER 2013	AHL HOLDINGS PTY LIMITED
158 FERNY AVENUE PTY LIMITED (DEREGISTERED 08/04/2013)	ALLIANCE NEWCO PTY LTD (SOLD 7 MARCH 2008)
30 PITT STREET PTY LIMITED - DEREGISTERED 08122013	ALTONA V6 PTY LIMITED
515 QUEEN STREET PTY LIMITED - DEREGISTERED 08122013	Amisford Investment Co Ltd
A.C.N. 004 929 962 PTY LTD	AMTD CHINA (HOLDINGS) LIMITED (SOLD 16/12/2010)
A.C.N. 007 255 521 PTY LTD	AMTD DIRECT LIMITED (SOLD 16/12/2010)
A.C.N. 080 159 762 PTY LTD	AMTD FINANCIAL PLANNING LIMITED (SOLD 16/12/2010)
A.C.N. 080 182 163 PTY LTD	AMTD GROUP COMPANY LIMITED (SOLD 16/12/2010)
A.C.N. 080 182 529 PTY LTD	AMTD RISK MANAGEMENT LIMITED (SOLD 16/12/2010)
A.C.N. 080 182 618 PTY LTD	AMTD STRATEGIC CAPITAL LIMITED (SOLD 16/12/2010)
A.C.N. 080 182 878 PTY LTD	ANTARCTIC SHIPPING PTY. LTD.
A.C.N. 090 916 813 PTY LIMITED	AOT AUSTRALIA PTY LTD
A.C.N. 090 916 831 PTY LIMITED	AOT SECURITIES PTY LIMITED (DEREGISTERED 21 JANUARY 2009)
A.C.N. 090 916 840 PTY LIMITED	AQUALITY WA INVESTMENTS PTY. LTD.
ACADIAN ASSET MANAGEMENT (AUSTRALIA) LIMITED	AQUASHELL PTY. LIMITED
ACAPM HOLDINGS A PTY. LIMITED	AQUASTEN PTY. LTD.
ACAPM HOLDINGS B PTY. LIMITED	ARGMA FINANCIAL SERVICES (AUSTRALIA) PTY LIMITED
ACAPM PTY LIMITED	ARGMA PTY LIMITED (DEREGISTERED 29/01/2014)
ACCOMPLI TECHNOLOGIES LIMITED (Deregistered 30 December 2009)	ARMRAYNALD INVESTMENTS PTY LIMITED
ACEX NOMINEES PTY LTD (Deregistered 23 December 2009)	ASB BANK LIMITED
ACN 002 867 512 PTY LIMITED	ASB BANK LIMITED (DUPLICATE)
ACN 003 311 546 LIMITED	ASB CAPITAL LIMITED
ACN 003 776 789 PTY LIMITED	ASB CAPITAL LIMITED (NZX-ASBPA)
ACN 010 488 687 LIMITED	ASB CAPITAL NO.2 LIMITED
ACN 050 816 290 PTY LIMITED	ASB CAPITAL NO.2 LIMITED (NZX-ASBPB)
ACN 067 817 134 PTY LIMITED	ASB FINANCE LIMITED
ACN 077 306 319 PTY LIMITED	ASB FINANCE LIMITED (DUPLICATE)
ACN 079 924 986 PTY LIMITED	ASB FUNDING LIMITED
ACS HOLDINGS PTY LTD (Deregistered 20 November 2011)	ASB GROUP (HOLDINGS) LIMITED (AMALGAMATED WITH ASB GROUP LIMITED 21 MARCH 2006)
ACS SECURITIES PTY LTD (05 September 2011)	ASB GROUP (LIFE) LIMITED
ACUITY RESEARCH LIMITED (DEREGISTERED 29 JULY 2009)	ASB GROUP (LIFE) LIMITED (DUPLICATE)
ADVICE ESSENTIALS PTY LIMITED	ASB GROUP INVESTMENTS LIMITED
AEGIS CORRECTIONAL PARTNERSHIP PTY LTD	ASB GROUP INVESTMENTS LIMITED (DUPLICATE)
AEGIS LIMITED	ASB HOLDINGS LIMITED
AEGIS LIMITED (DUPLICATE)	ASB MANAGEMENT SERVICES LIMITED

ASB MANAGEMENT SERVICES LIMITED (DUPLICATE)	BAWA (NO.1) PTY LTD
ASB NOMINEES LIMITED	BAYSWATER & BOND LIMITED (DEREGISTERED 7 JANUARY 2011)
ASB NOMINEES LIMITED (DUPLICATE)	BDELTA VESSEL NO 1 PTY LTD
ASB PROPERTIES LIMITED	BDELTA VESSEL NO 2 PTY LTD
ASB PROPERTIES LIMITED (DEREGISTERED 4 NOVEMBER 2008)	BDELTA VESSEL NO 3 PTY LTD
ASB SECURITIES LIMITED	BDELTA VESSEL NO 4 PTY LTD
ASB SECURITIES LIMITED (DUPLICATE)	BENNELONG CENTRE PTY LTD
ASB SMART CARDS LIMITED	BERHARK PTY. LIMITED (Deregistered 5/4/13)
ASB SMART CARDS LIMITED (DUPLICATE)	BINGARA S.A.R.L. (LIQUIDATED ON 28 JUNE 2011)
Asia Pacific GEM	BINYA PTY LIMITED
ASIA PACIFIC RECEIVABLES CORPORATION LIMITED	BOCOMMLIFE INSURANCE COMPANY LIMITED
ASKLEPIOS LIMITED	BOND INVESTMENTS NO 1 LIMITED
ASPIRE SCHOOLS FINANCING (QLD) PTY LIMITED	BOND INVESTMENTS NO 1 LIMITED (DUPLICATE)
ASPIRE SCHOOLS HOLDINGS (QLD) PTY LIMITED	BOND INVESTMENTS UK LIMITED
ASSET BACKED INVESTMENTS S.A. (DEREGISTERED 27 JULY 2010)	BOND INVESTMENTS UK LIMITED (DUPLICATE)
ASSET MANAGE INVESTMENTS LIMITED (SOLD 16/12/2010)	BQCE PTE. LTD. (DEREGISTERED 8 OCTOBER 2009)
ASSETWARE PTY LIMITED (Deregistered 29 July 2009)	BROADCASTING INFRASTRUCTURE PTY LIMITED
Audax Properties PLC	BROOKHOLLOW AVE PTY LTD (DEREGISTERED 13 APRIL 2009)
Audax Securities Ltd	BURDEKIN INVESTMENTS LIMITED
AURORA PLACE HOLDINGS PTY LIMITED.	BW FINANCIAL ADVICE LIMITED
AURORA RAIL PARTNERSHIP PTY LIMITED	BW SECURITISATION MANAGEMENT PTY LTD
AUSIEX MANAGEMENT SERVICES PTY LTD (DEREGISTERED 19/2/2015)	BWA CONVEYANCING PTY LTD
AUSIEX NOMINEES PTY LIMITED	BWA ESAP PTY LTD
AUSTRALIAN BANK PTY LIMITED (DEREGISTERED 19/11/2014)	BWA GROUP SERVICES PTY LTD
AUSTRALIAN CLEARING EXCHANGE PTY LTD (DEREGISTERED 22 AUGUST 2010)	BWA INTELLECTUAL PROPERTY HOLDINGS LIMITED
AUSTRALIAN CLEARING NOMINEES PTY LTD (DEREGISTERED 30 DECEMBER 2009)	BWA MANAGED INVESTMENTS LTD
AUSTRALIAN CLEARING SERVICES PTY LTD (20 NOVEMBER 2011)	CABLE BEACH PTY LIMITED
AUSTRALIAN COMPANY NUMBER 000 252 488 LIMITED	CAMMERAY OPPORTUNISTIC INVESTMENT COMPANY PTY LIMITED
AUSTRALIAN COMPANY NUMBER 002 680 471 PTY LIMITED	CAPITAL 121 PTY LIMITED
AUSTRALIAN COMPANY NUMBER 008 521 579 PTY LIMITED	CARDS NZ LIMITED
AUSTRALIAN INFORMATICS PTY LTD (DEREGISTERED 30 DECEMBER 2009)	CB-CLA LIMITED (DEREGISTERED 2/2/15)
AUSTRALIAN INVESTMENT EXCHANGE LIMITED	CB-CLARI PTY LIMITED
AUSTRALIAN TIC MANAGEMENT PTY LIMITED	CB-CLAS PTY LIMITED
AVANTEOS BROKING SERVICES PTY LIMITED	CB-CLFIA PTY LIMITED
AVANTEOS GROUP PTY LTD (DEREGISTERED 11 SEPTEMBER 2008)	CB-CLHA PTY LIMITED (DEREGISTERED 2/2/15)
AVANTEOS INVESTMENTS LIMITED	CB-CLMM PTY LIMITED
AVANTEOS PTY LTD	CB-CLPF PTY LIMITED
BANK OF HANGZHOU CO. LTD	CB-CLPSG PTY LIMITED
BANK OF WESTERN AUSTRALIA LTD	CB-CLRA PTY LIMITED
BANKWEST FOUNDATION LIMITED	CB-CLSA PTY LIMITED
BANNER CONSULTANCY SERVICES LIMITED	CB-KNSN PTY LIMITED
BAO MINH CMG LIFE INSURANCE COMPANY LIMITED	CB-MN PTY LIMITED
BARTS INVESTMENT COMPANY LIMITED (LIQUIDATED 04 APRIL 2011)	CBA (DELAWARE) FINANCE INC. [DISSOLVED JUNE 2012]
	CBA (EUROPE) FINANCE LTD
	CBA A320 4077 PTY LTD
	CBA A320 5156 PTY LIMITED
	CBA A320 5249 PTY LTD
	CBA A320 5289 PTY LTD
	CBA A320 5638 PTY LTD
	CBA A320 AIRCRAFT NO1 PTY LTD
	CBA A330 1427 Pty Ltd
	CBA A330 1453 PTY LIMITED
	CBA AIR A320 2714 PTY LTD
	CBA AIR PTY LTD
	CBA ASIA LIMITED (LIQUIDATED ON 22/07/2014)

CBA ASSET FINANCE (NZ) LIMITED
 CBA ASSET FINANCE (NZ) LIMITED (DUPLICATE)
 CBA ASSET HOLDINGS (NZ) LIMITED
 CBA ASSET HOLDINGS (NZ) LIMITED (DUPLICATE)
 CBA B377 37091 PTY LTD
 CBA CAPITAL AUSTRALIA (NO 2) PTY LIMITED
 CBA CAPITAL AUSTRALIA LIMITED
 CBA CAPITAL HOLDINGS INC.
 CBA CAPITAL TRUST I
 CBA CAPITAL TRUST II
 CBA CORPORATE SERVICES (NSW) PTY LIMITED
 CBA CORPORATE SERVICES (VIC) PTY LIMITED
 CBA DAIRY LEASING LIMITED
 CBA DAIRY LEASING LIMITED (AMALGAMATED
 INTO CBA INVESTMENTS (NO.4) LTD)
 CBA EQUITIES LIMITED
 CBA EUROPE LIMITED
 CBA FUNDING (NZ) LIMITED
 CBA FUNDING (NZ) LIMITED (DUPLICATE)
 CBA FUNDING HOLDINGS PTY LTD
 CBA FUNDING TRUST I
 CBA INDEMNITY CO. PTY LIMITED
 (DEREGISTERED 23/3/15)
 CBA INTERNATIONAL FINANCE PTY. LIMITED
 CBA INTERNATIONAL HOLDINGS PTY LIMITED
 (DEREGISTERED 12 FEBRUARY 2009)
 CBA INVESTMENTS (NO 2) PTY LTD
 (DEREGISTERED 20/3/15)
 CBA INVESTMENTS (NO.4) LIMITED
 CBA INVESTMENTS (NO.4) LIMITED (DUPLICATE)
 CBA INVESTMENTS PTY LIMITED (PENDING
 DEREGISTRATION)
 CBA IT CO PTY LIMITED
 CBA IT LEASING (UK) LIMITED (DEREGISTERED 22
 MAY 2007)
 CBA LEASING (NO.2) PTY. LIMITED
 CBA MTE RAIL COMPANY PTY LIMITED
 CBA NZ HOLDING LIMITED
 CBA NZ HOLDING LIMITED (DUPLICATE)
 CBA RAIL & TRAM COMPANY PTY LIMITED
 CBA REAL ESTATE FUNDING (NZ) LIMITED
 CBA REAL ESTATE FUNDING (NZ) LIMITED
 (DUPLICATE)
 CBA REAL ESTATE INVESTMENTS (NZ) LIMITED
 (DEREGISTERED 12 AUGUST 2011) (DUPLICATE)
 CBA REAL ESTATE INVESTMENTS (NZ) LIMITED
 (DEREGISTERED 8 AUGUST 2011)
 CBA SA HOLDINGS PROPRIETARY LIMITED
 CBA SERVICES SINGAPORE PTE LTD
 CBA SPECIALISED FINANCING PTY LIMITED
 CBA STAFF COMMUNITY FUND LIMITED
 CBA USD FUNDING LIMITED
 CBA USD FUNDING LIMITED (DUPLICATE)
 CBA USD INVESTMENTS PTY LIMITED
 CBFC LEASING PTY. LIMITED
 CBFC LIMITED
 CBFC PROPERTIES PTY LTD
 CBS INTEGRATED SOLUTIONS LIMITED
 CBS PROFESSIONAL SERVICES LIMITED
 CC GROUP HOLDINGS PTY LTD
 CC HOLDINGS NO. 1 PTY LTD (SOLD 24/03/2014)

CC HOLDINGS NO. 2 PTY LTD (SOLD 24/03/2014)
 CC NO. 1 PTY LTD (SOLD 24/03/2014)
 CC NO. 2 PTY LTD (SOLD 24/03/2014)
 CCC COMMERCIAL PTY LTD (SOLD 24/03/2014)
 CENTRAL REAL ESTATE HOLDINGS CORP
 (DEREGISTERED JUNE 2007)
 CFS HYBRID PROPERTY NO 1 PTY LIMITED
 CFS HYBRID PROPERTY NO 2 PTY LIMITED
 CFS Newham Limited
 CFS NEWHAM LIMITED (DUPLICATE)
 CFSP ASSET MANAGEMENT PTY LTD (SOLD
 24/03/2014)
 CFSPAI Europe Co Limited (DUPLICATE)
 CFSPAI EUROPE CO LIMITED (formerly known as
 CFSPAI MALTA CO LIMITED)
 CFSPAI EUROPE HOLDCO LIMITED (formerly known
 as CFSPAI MALTA HOLDCO LIMITED)
 CFSPAI Malta Holdco Limited (DUPLICATE)
 CFX Co Limited (SOLD 24/03/2014)
 CFX FUNDS MANAGEMENT PTY LTD (SOLD
 24/03/2014)
 CHARLOTTE STREET NO. 1 PTY LIMITED
 CHARTER HOUSE INVESTMENTS LIMITED
 CHARTER HOUSE INVESTMENTS LIMITED
 (DEREGISTERED 28 JUNE 2010)
 CHRISTMAS BREAK PTY LTD
 CHULLORA EQUITY INVESTMENT (NO 1) PTY
 LIMITED
 CHULLORA EQUITY INVESTMENT (NO 2) PTY
 LIMITED
 CHULLORA EQUITY INVESTMENT (NO 3) PTY
 LIMITED
 CIM UNIT TRUST MANAGERS LIMITED
 CIPL ARARAT PTY LTD
 CIPL SA SCHOOLS PTY LTD
 CIPL SENTINEL HOLDINGS PTY LTD
 CIPL SENTINEL PTY LTD
 CISL (HAZELWOOD) PTY. LIMITED
 CITIBANK EUROPE PLC
 CITICORP NOMINEES PTY LTD AS CUSTODIAN
 FOR THE TRUSTEE OF COLONIAL FIRST STATE
 ACTIVE INFRASTRUCTURE INCOME FUND
 CM-SOMERTON PTY. LTD.
 CMG ASIA LIFE HOLDINGS LIMITED
 CMG ASIA LIMITED
 CMG ASIA PTY LTD
 CMG ASIA TRUSTEE COMPANY LIMITED
 CMG CH CHINA FUNDS MANAGEMENT PTY
 LIMITED (DEREGISTERED 3 SEPT 2009)
 CMG CH CHINA INVESTMENTS LIMITED
 (DEREGISTERED 2 MARCH 2005)
 COLLATERAL LEASING PTY LTD
 Colonial (UK) PLC (SOLD MAY 2000)
 Colonial (UK) Trustees Limited
 COLONIAL (UK) TRUSTEES LIMITED (DUPLICATE)
 COLONIAL AFS SERVICES PTY LIMITED
 (DEREGISTERED 15.9.11)
 COLONIAL ASSET FINANCE PTY LTD
 COLONIAL ASSET MANAGEMENT LIMITED
 (DEREGISTERED 4.11.09)
 COLONIAL ASSURANCE COMPANY OF AUSTRALIA

AND NEW ZEALAND PTY LTD (DEREGISTERED 18 JANUARY 2004)

COLONIAL AUSTRALIAN SUPERANNUATION LTD
COLONIAL DEVELOPMENTS LIMITED
COLONIAL DIRECT MANAGEMENT SERVICES LIMITED
COLONIAL E.COM LTD
COLONIAL EMPLOYEE SHARE PLAN PTY LIMITED (DEREGISTERED 6 APRIL 2009)
COLONIAL FIJI LIFE LIMITED (SOLD 17/12/09)
COLONIAL FINANCE (AUSTRALIA) PTY LIMITED
COLONIAL FINANCE (UK) LIMITED
COLONIAL FINANCE PTY LIMITED
COLONIAL FINANCIAL CORPORATION PTY LIMITED (DEREGISTERED 16/3/15)
COLONIAL FINANCIAL MANAGEMENT LIMITED
COLONIAL FINANCIAL SERVICES (UK) LIMITED
Colonial First State (UK) Holdings Limited
COLONIAL FIRST STATE ASSET MANAGEMENT (AUSTRALIA) LIMITED
COLONIAL FIRST STATE ASSET MANAGEMENT PTY LTD (SOLD 24/03/2014)
COLONIAL FIRST STATE CAPITAL MANAGEMENT PTY LTD (DEREGISTERED 1 JANUARY 2014)
Colonial First State Fund Managers (UK) Limited
COLONIAL FIRST STATE FUND SERVICES LTD (DEREGISTERED 22/04/2005)
COLONIAL FIRST STATE GROUP LIMITED
COLONIAL FIRST STATE INFRASTRUCTURE HOLDINGS LIMITED
COLONIAL FIRST STATE INFRASTRUCTURE MANAGERS (AUSTRALIA) PTY LTD
COLONIAL FIRST STATE INTERNATIONAL ASSETS dissolved
COLONIAL FIRST STATE INTERNATIONAL ASSETS LIMITED (DEREGISTERED 11 NOVEMBER 2007)
COLONIAL FIRST STATE INTERNATIONAL MANAGEMENT PTY LIMITED (DEREGISTERED- 23 APRIL 2013)
COLONIAL FIRST STATE INVESTMENT MANAGERS (NZ) LIMITED
COLONIAL FIRST STATE INVESTMENT MANAGERS (NZ) LIMITED (DEREGISTERED 03/07/09)
Colonial First State Investment Managers (UK) Limited
COLONIAL FIRST STATE INVESTMENT MANAGERS (UK) LIMITED (DUPLICATE)
COLONIAL FIRST STATE INVESTMENTS (FIJI) LIMITED (SOLD 17/12/09)
COLONIAL FIRST STATE INVESTMENTS (NZ) LIMITED (DUPLICATE)
COLONIAL FIRST STATE INVESTMENTS (NZ) LIMITED (PENDING DEREGISTRATION)
COLONIAL FIRST STATE INVESTMENTS LIMITED
COLONIAL FIRST STATE ISSUER NO. 1 LTD (DEREGISTERED 19 FEBRUARY 2009)
COLONIAL FIRST STATE LIMITED (DEREGISTERED 11 NOVEMBER 2007)
COLONIAL FIRST STATE LOAN NOTE ISSUER PTY LTD (DEREGISTERED 1 JANUARY 2014)
COLONIAL FIRST STATE MANAGED INFRASTRUCTURE LIMITED

COLONIAL FIRST STATE MANAGEMENT PTY LIMITED (SOLD 24/03/2014)
COLONIAL FIRST STATE PRIVATE CAPITAL LIMITED (SOLD FEB 2008)
COLONIAL FIRST STATE PRIVATE EQUITY PTY LIMITED (DEREGISTERED 13 AUGUST 2014)
COLONIAL FIRST STATE PROJECTS PTY LTD
COLONIAL FIRST STATE PROPERTY AGGREGATED LIMITED
COLONIAL FIRST STATE PROPERTY FUNDS MANAGEMENT LTD
COLONIAL FIRST STATE PROPERTY HOLDINGS NO 2 PTY LTD
COLONIAL FIRST STATE PROPERTY HOLDINGS NO 3 PTY LTD
COLONIAL FIRST STATE PROPERTY INVESTMENT LIMITED
Colonial First State Property Limited (DUPLICATE)
COLONIAL FIRST STATE PROPERTY MANAGEMENT PTY LTD (SOLD 24/03/2014)
COLONIAL HEALTH CARE (FIJI) LIMITED (SOLD 17/12/09)
COLONIAL HOLDING COMPANY (NO 2) PTY LIMITED (DEREGISTERED 12.11.2009)
COLONIAL HOLDING COMPANY LIMITED
COLONIAL INSURANCE SERVICES PTY LTD
COLONIAL INTERNATIONAL FACTORS PTY LIMITED (DEREGISTERED 14 JUNE 2008)
COLONIAL INVESTMENT SERVICES LIMITED (DEREGISTERED 4.11.09)
COLONIAL INVESTMENTS HOLDING PTY LIMITED (DEREGISTERED 30 JULY 2008)
Colonial Investments UK Pty Limited
COLONIAL LGA HOLDINGS PTY LIMITED (DEREGISTERED 10/6/15)
COLONIAL LIFE (UK) HOLDINGS LIMITED
COLONIAL LIFE (UK) LIMITED
COLONIAL MUTUAL DEPOSIT SERVICES LTD (DEREGISTERED 2 JUNE 2007)
COLONIAL MUTUAL FUNDS LIMITED
Colonial Mutual Life (Unit Assurances) Limited
COLONIAL MUTUAL PROPERTY GROUP PTY. LTD. (DEREGISTERED 29 JULY 2007)
COLONIAL MUTUAL SUPERANNUATION PTY. LTD.
COLONIAL NET LIMITED (DEREGISTERED 05/10/2005)
COLONIAL NOMINEES NO. 3 FUND PTY LIMITED
COLONIAL PCA HOLDINGS PTY LTD
COLONIAL PCA PROPERTIES LTD
COLONIAL PCA PTY LTD (DEREGISTERED 2 JUNE 2007)
COLONIAL PCA SERVICES LTD
COLONIAL PENSION FUNDS (UK) LIMITED
COLONIAL PORTFOLIO SERVICES PTY LIMITED (DEREGISTERED 16 FEBRUARY 2009)
COLONIAL PROTECTION INSURANCE PTY LIMITED (DEREGISTERED 15 FEBRUARY 2010)
COLONIAL PTY LIMITED (Deregistered 27/04/2015)
COLONIAL SECRETARIES (UK) LIMITED
COLONIAL SERVICES (FIJI) LIMITED (SOLD 17/12/09)

COLONIAL SERVICES PTY LIMITED
 COLONIAL SOUTH AUSTRALIA LIMITED
 COLONIAL STATE RESIDUAL (NO. 1) PTY LTD
 COLONIAL STATE RESIDUAL (NO. 2) PTY LTD
 COLONIAL SUPERANNUATION SERVICES LIMITED
 COLONIAL TASMAN PTY LIMITED (DEREGISTERED
 26 AUGUST 2007)
 COLONIAL TRUSTEE SERVICES LIMITED
 COLONIAL UK STAFF PENSION TRUSTEES
 LIMITED
 COMMBANK EUROPE LIMITED
 COMMBANK MANAGEMENT CONSULTING (ASIA)
 COMPANY LIMITED
 COMMBANK MANAGEMENT CONSULTING
 (SHANGHAI) COMPANY LIMITED
 COMMCAPITAL S.A.R.L
 COMMFINANCE CO. LTD (LIQUIDATED)
 COMMFOUNDATION PTY LIMITED
 COMMINTERNATIONAL LIMITED
 COMMONWEALTH AUSTRALIA SECURITIES LLC
 COMMONWEALTH BANK OF AUSTRALIA
 COMMONWEALTH BANK OF AUSTRALIA
 (CHENG'AN) COUNTY BANK CO. LTD.
 COMMONWEALTH BANK OF AUSTRALIA (CIXIAN)
 COUNTY BANK CO. LTD
 COMMONWEALTH BANK OF AUSTRALIA
 (DENG FENG) COUNTY BANK CO. LTD
 COMMONWEALTH BANK OF AUSTRALIA
 (HANDANXIAN) COUNTY BANK CO. LTD.
 COMMONWEALTH BANK OF AUSTRALIA (JIYUAN)
 COUNTY BANK CO. LTD
 COMMONWEALTH BANK OF AUSTRALIA (LANKAO)
 COUNTY BANK CO. LTD
 COMMONWEALTH BANK OF AUSTRALIA
 (LUANCHENG) COUNTY BANK CO. LTD
 COMMONWEALTH BANK OF AUSTRALIA (MIANCHI)
 COUNTY BANK CO. LTD
 COMMONWEALTH BANK OF AUSTRALIA (SHEXIAN)
 COUNTY BANK CO. LTD
 COMMONWEALTH BANK OF AUSTRALIA (UK)
 STAFF BENEFITS SCHEME TRUSTEE COMPANY
 LIMITED
 COMMONWEALTH BANK OF AUSTRALIA (WEIXIAN)
 COUNTY BANK CO. LTD.
 COMMONWEALTH BANK OF AUSTRALIA
 (WENXIAN) COUNTY BANK CO. LTD
 COMMONWEALTH BANK OF AUSTRALIA (XINJI)
 COUNTY BANK CO. LTD
 COMMONWEALTH BANK OF AUSTRALIA
 (YICHUAN) COUNTY BANK CO. LTD
 COMMONWEALTH BANK OF AUSTRALIA
 (YONGCHENG) COUNTY BANK CO. LTD
 COMMONWEALTH BANK OF AUSTRALIA
 (YONGNIAN) COUNTY BANK CO. LTD
 COMMONWEALTH BANK OFFICERS
 SUPERANNUATION CORPORATION PTY LIMITED
 COMMONWEALTH CAPITAL CORPORATION PTY
 LIMITED
 COMMONWEALTH CAPITAL PTY LIMITED
 COMMONWEALTH CLEARING CUSTODY
 NOMINEES PTY LIMITED (DEREGISTERED 19 MAY

2010)
 COMMONWEALTH CLEARING LIMITED
 (DEREGISTERED 19 MAY 2010)
 COMMONWEALTH CLEARING SETTLEMENT
 NOMINEES PTY LIMITED (DEREGISTERED 19 MAY
 2010)
 COMMONWEALTH CUSTODIAL SERVICES (NEW
 ZEALAND) LIMITED
 Commonwealth Custodial Services Pty Ltd
 COMMONWEALTH DEVELOPMENT BANK OF
 AUSTRALIA PTY LIMITED
 COMMONWEALTH FINANCIAL PLANNING LIMITED
 COMMONWEALTH FLEET LEASE PTY. LIMITED
 COMMONWEALTH FUNDS MANAGEMENT PTY
 LIMITED
 COMMONWEALTH INSURANCE HOLDINGS LIMITED
 COMMONWEALTH INSURANCE LIMITED
 COMMONWEALTH INVESTMENT SERVICES PTY
 LIMITED
 COMMONWEALTH INVESTMENTS PTY LIMITED
 COMMONWEALTH LIFE PTY LIMITED
 (DEREGISTERED 13/07/2011)
 COMMONWEALTH MANAGED INVESTMENTS
 LIMITED (SOLD 24/03/2014)
 COMMONWEALTH PRIVATE LIMITED
 COMMONWEALTH PROPERTY PTY LIMITED (SOLD
 24/03/2014)
 COMMONWEALTH SECURITIES (JAPAN) PTY
 LIMITED
 COMMONWEALTH SECURITIES LIMITED
 COMMSERVE FINANCIAL LTD
 COMMTRADING LIMITED (deregistered 20/05/2013)
 COMMONWEALTH GROUP PTY LIMITED
 (DEREGISTERED 26/09/13)
 COMMONWEALTH INTERNATIONAL HOLDINGS PTY
 LIMITED
 COMPOUND INVESTMENTS LIMITED
 COMSEC NOMINEES PTY LIMITED
 CONNECT11 FINANCING PTY LIMITED
 (DEREGISTERED 02/01/11)
 CONNECT11 PTY LIMITED (DEREGISTERED
 02/01/11)
 CONTINENTAL ASSURANCE PTY LTD
 COPACABANA BEACH PTY LTD (DEREGISTERED
 28 JANUARY 2015)
 CORE EQUITY SERVICES NOMINEES PTY LIMITED
 COUNT FINANCE PTY LIMITED
 COUNT FINANCIAL LIMITED
 COUNT FUNDS MANAGEMENT PTY LTD.
 COUNT INVESTMENTS PTY LTD. (Deregistered on
 05/09/2013)
 COUNT LEGAL PTY LTD.
 COUNT PROPERTY PTY LTD. (deregistered on
 05/09/2013)
 CPHF HOTELS PTY LIMITED (DEREGISTERED -
 27082014)
 CPPIB AUSTRALIAN HOLDINGS NO. 1 PTY LIMITED
 CRYSTAL AVENUE PTY LIMITED
 CRYSTAL SWAPS PTY LIMITED [DEREGISTERED]
 CSI Services (UK) Limited
 CST SECURITISATION MANAGEMENT LIMITED -

DEREGISTERED 27 AUGUST 2008
 CTB AUSTRALIA LIMITED
 CULLINAN FINANCE LIMITED (DEREGISTERED 24
 FEBRUARY 2012)
 CUNNINGHAM STEWART IVORY LIMITED (#SEE
 NOTES)
 CYBERLYNX PROCUREMENT SERVICES PTY
 LIMITED (SOLD 28 APRIL 2008)
 CYBERLYNX SUPPLIER HUB PTY LIMITED (SOLD
 28 APRIL 2008)
 DARONTIN PTY LTD
 DAWNRACTOR PTY LTD ATF DAWNRACTOR
 TRUST
 DBCV PTY LIMITED
 DEE WHY OPPORTUNISTIC INVESTMENT
 COMPANY PTY LTD
 DIRECT AUSTRALIAN PTY. LIMITED
 (DEREGISTERED)(05/04/2010)
 ECHELON PORTFOLIO SOLUTIONS PTY LTD
 (DEREGISTERED 21 SEPT 2009)
 ECOMMLEGAL PTY LIMITED (DEREGISTERED 30
 JUNE 2010)
 EDAM AM INTERNATIONAL PTY LTD
 (DEREGISTERED 29 JULY 2009)
 EDGE FIELD MARKETING PROPRIETARY LIMITED
 ELIZABETH CITY CENTRE PTY. LTD. (SOLD
 24/03/2014)
 EMERALD HOLDING COMPANY PTY LIMITED
 EQUIGROUP HOLDINGS PTY LIMITED
 EQUION HEALTH (BARTS) LIMITED (SOLD 22
 DECEMBER 2009)
 EQUION HEALTH (NEWCASTLE) LIMITED (SOLD 16
 NOVEMBER 2009)
 EQUITY STRUCTURED PRODUCTS PTY LTD.
 FAZEN PTY LTD (DEREGISTERED 18 SEPTEMBER
 2008)
 FINANCIAL SOLUTIONS LIMITED
 FINANCIAL WISDOM LIMITED
 FINCONNECT (AUSTRALIA) PTY LTD
 FIRST AUSTRALIAN PTY LIMITED
 (DEREGISTERED)(05/04/2010)
 FIRST CUSTODIAL SERVICES PTY LTD
 FIRST STATE (HONG KONG) LLC (DEREGISTERED
 18/12/2014)
 FIRST STATE CINDA FUND MANAGEMENT
 COMPANY LIMITED
 First State Diversified Hedge Fund Limited
 FIRST STATE DIVERSIFIED HEDGE FUND LIMITED
 (DUPLICATE)
 FIRST STATE EUROPEAN DIVERSIFIED
 INFRASTRUCTURE S.À R.L. (DUPLICATE)
 First State European Diversified Infrastructure Sarl
 First State Funds Plc
 FIRST STATE FUNDS PLC (DUPLICATE)
 First State Global Umbrella Fund Public Limited
 Company
 FIRST STATE GLOBAL UMBRELLA FUND PUBLIC
 LIMITED COMPANY (DUPLICATE)
 First State Hedge Funds SPC Limited
 FIRST STATE HEDGE FUNDS SPC LIMITED (IN
 LIQUIDATION SINCE 01/12/2008)

FIRST STATE INFRASTRUCTURE MANAGERS
 (INTERNATIONAL) LIMITED
 First State Infrastructure S.à r.l.
 First State Investment Management (UK) Limited
 FIRST STATE INVESTMENT MANAGEMENT (UK)
 LIMITED (DUPLICATE)
 FIRST STATE INVESTMENT MANAGERS (ASIA)
 LIMITED
 First State Investment Services (UK) Limited
 FIRST STATE INVESTMENT SERVICES (UK)
 LIMITED (DUPLICATE)
 FIRST STATE INVESTMENTS (HONG KONG)
 LIMITED
 First State Investments (Int) Limited
 FIRST STATE INVESTMENTS (JAPAN) LIMITED
 FIRST STATE INVESTMENTS (JERSEY) LIMITED
 First State Investments (Nominees) Limited
 FIRST STATE INVESTMENTS (NOMINEES) LIMITED
 (DUPLICATE)
 FIRST STATE INVESTMENTS (NZ) LIMITED
 FIRST STATE INVESTMENTS (NZ) LIMITED
 (DUPLICATE)
 FIRST STATE INVESTMENTS (SINGAPORE)
 First State Investments (UK Holdings) Limited
 FIRST STATE INVESTMENTS (UK HOLDINGS)
 LIMITED (DUPLICATE)
 First State Investments (UK) Limited
 FIRST STATE INVESTMENTS (UK) LIMITED
 (DUPLICATE)
 FIRST STATE INVESTMENTS (US) LLC
 FIRST STATE INVESTMENTS FUND MANAGEMENT
 S.À R.L. (DUPLICATE)
 First State Investments Fund Management Sarl
 FIRST STATE INVESTMENTS GIP MANAGEMENT
 S.À R.L. (DUPLICATE)
 First State Investments GIP Management Sarl
 FIRST STATE INVESTMENTS GLOBAL ENERGY
 LONG SHORT FUND LIMITED (DISSOLVED 15
 SEPTEMBER 2010)
 FIRST STATE INVESTMENTS GLOBAL ENERGY
 LONG SHORT MASTER FUND LIMITED (DISSOLVED
 15 SEPTEMBER 2010)
 First State Investments Global Resources Long Short
 Fund Limited
 FIRST STATE INVESTMENTS GLOBAL RESOURCES
 LONG SHORT FUND LIMITED (PENDING
 DEREGISTRATION)
 First State Investments Global Resources Long Short
 Master Fund Limited
 FIRST STATE INVESTMENTS GLOBAL RESOURCES
 LONG SHORT MASTER FUND LIMITED (PENDING
 DEREGISTRATION)
 FIRST STATE INVESTMENTS GOLD & PRECIOUS
 METALS LONG SHORT FUND LIMITED
 (LIQUIDATED)
 FIRST STATE INVESTMENTS GOLD & PRECIOUS
 METALS LONG SHORT MASTER FUND LIMITED
 (LIQUIDATED)
 FIRST STATE INVESTMENTS HOLDINGS
 (SINGAPORE) LIMITED
 First State Investments ICVC

FIRST STATE INVESTMENTS ICVC (DUPLICATE)
 First State Investments International Inc
 FIRST STATE INVESTMENTS INTERNATIONAL INC
 (DUPLICATE)
 First State Investments International Limited
 FIRST STATE INVESTMENTS INTERNATIONAL
 LIMITED (DUPLICATE)
 FIRST STATE INVESTMENTS US HOLDINGS PTY
 LIMITED (DEREGISTERED 24 JUNE 2015)
 FIRST STATE MEDIA HOLDINGS PTY LTD
 (DEREGISTERED 11/02/2013)
 FIRST STATE NOMINEES (HONG KONG) LIMITED
 FIVE D HOLDINGS PTY LIMITED (SOLD 9 APRIL
 2010)
 FIVE D PROPERTY MANAGEMENT (ACT) PTY LTD
 (SOLD 9 APRIL 2010)
 FIVE D PROPERTY MANAGEMENT (NSW) PTY LTD
 (SOLD 9 APRIL 2010)
 FIVE D PROPERTY MANAGEMENT (NT) PTY LTD
 (SOLD 9 APRIL 2010)
 FIVE D PROPERTY MANAGEMENT (QLD) PTY LTD
 (SOLD 9 APRIL 2010)
 FIVE D PROPERTY MANAGEMENT (SA) PTY LTD
 (SOLD 9 APRIL 2010)
 FIVE D PROPERTY MANAGEMENT (TAS) PTY LTD
 (SOLD 9 APRIL 2010)
 FIVE D PROPERTY MANAGEMENT (VIC) PTY LTD
 (SOLD 9 APRIL 2010)
 FIVE D PROPERTY MANAGEMENT (WA) PTY LTD
 (SOLD 9 APRIL 2010)
 FLEET CARE SERVICES PTY LTD
 FORTH HEALTH HOLDINGS LIMITED (SOLD
 17/02/2012)
 FORTH VALLEY INVESTMENT COMPANY LIMITED
 (LIQUIDATED 27 JUNE 2013)
 FOURON PTY LTD (DEREGISTERED 18
 SEPTEMBER 2008)
 FRANCHISE SERVICES (NZ) LIMITED
 AMALGAMATED INTO SOVEREIGN SERVICES
 LIMITED 30062006
 FRESHWATER COMMERCIAL NO. 1 PTY LIMITED
 (SOLD 24/03/2014)
 FRESHWATER HOLDING NO.1 PTY LIMITED (SOLD
 24/03/2014)
 FRINGE 1 PTY LIMITED
 FS Nominees Limited
 FSIB LTD (formerly known as FIRST STATE
 INVESTMENTS (BERMUDA) LIMITED)
 FSIC Limited (formerly known as First State
 Investments (Cayman) Limited)
 FSIC LIMITED (FORMERLY KNOWN AS FIRST
 STATE INVESTMENTS (CAYMAN) LIMITED)
 (DUPLICATE)
 FUTURE FARMS LIMITED (SOLD 17/12/09)
 GEORGINA PASTORAL COMPANY LIMITED
 GOLD STAR MORTGAGE MANAGEMENT PTY LTD
 GREENWOOD LENDING PTY LTD (DEREGISTERED
 22/01/2014)
 GROUP PROPERTY1 PTY LIMITED
 (DEREGISTERED 08/01/2014)
 GROUP TREASURY SERVICES NZ LIMITED

GROUP TREASURY SERVICES NZ LIMITED
 [PROJECT CONCORDIA]
 GT FUNDING NO. 3 PTY LTD DEREGISTERED
 28052014
 GT FUNDING NO. 5 PTY LTD (DEREGISTERED 29
 DECEMBER 2010)
 GT FUNDING NO.1 PTY LIMITED
 GT INVESTMENTS NO. 3 PTY LIMITED
 (DEREGISTERED 31/10/12)
 GT OPERATING NO. 3 PTY LTD
 GT OPERATING NO. 4 PTY LIMITED (deregered
 15/06/2014)
 GT OPERATING NO.1 PTY LIMITED
 GT OPERATING NO.2 PTY LIMITED (deregered
 15/06/2014)
 GT USD FUNDING PTY LIMITED
 H-G CAPITAL INVESTMENTS LIMITED (SOLD FEB
 2008)
 H-G DEVELOPMENT LIMITED (SOLD FEB 2008)
 HARBOARD BEACH PTY LTD (DEREGISTERED 28
 JANUARY 2015)
 HARFORD PTY LIMITED
 HAZELWOOD INVESTMENT COMPANY PTY
 LIMITED
 HEBEI XINSHISANG INDUSTRIAL CO. LTD
 HEMISPHERE LANE PTY LIMITED
 Herald Investment Trust plc
 HFV6 PTY. LIMITED
 HIC FINANCE PTY LIMITED (DEREGISTERED
 15/01/2014)
 HILDON HOLDINGS LIMITED
 HILDON HOLDINGS LIMITED (DEREGISTERED
 28/06/2010)
 HILDON INVESTMENTS LIMITED
 HILDON INVESTMENTS LIMITED (DEREGISTERED
 28/06/2010)
 HOMEPATH PTY LIMITED
 HOTEL GOLD COAST PTY LIMITED -
 DEREGISTERED 25 DECEMBER 2013
 HOTEL HOLDINGS & SERVICES PTY LIMITED -
 DEREGISTERED 25 DECEMBER 2013
 HUAYU AGRICULTURAL SCIENCE AND
 TECHNOLOGY CO. LTD.
 IDDI (NO.1) LIMITED
 IDDI (NO.2) LIMITED
 IDI (NO.1) LIMITED
 IDI (NO.2) LIMITED
 IMEDIA TECHNOLOGY PTY LTD (DEREGISTERED
 29 JULY 2009)
 Industry-wide Pension Fund Trustees Limited
 INFRAVEST (NO 1) PTY LIMITED (Deregistered)
 INFRAVEST (NO 2) LIMITED
 INVERLOCH LEASING PTY LIMITED
 INVESTMENT CUSTODIAL SERVICES LIMITED
 INVESTMENT CUSTODIAL SERVICES LIMITED
 (DUPLICATE)
 INVESTOR SECURITIES PTY LTD
 INVESTORS LIFE INSURANCE CO. OF AUSTRALIA
 PTY LIMITED
 INVESTORWEB.COM. PTY LIMITED
 IPERE HOLDING MALTA LIMITED

IPERE INVESTING MALTA LIMITED
IT FLEET NZ NO. 2 LIMITED (DEREGISTERED 4 MARCH 2008)
IT RECEIVABLES (UK) LIMITED (DEREGISTERED 24 APRIL 2007)
IVANHOE LANE PTY LIMITED (SOLD OCTOBER 2007)
IWL ASSET MANAGEMENT PTY LTD (DEREGISTERED 05/09/2013)
IWL BROKING SOLUTIONS LIMITED
IWL LIMITED
IWL MANAGEMENT SERVICES PTY LTD (DEREGISTERED 19/2/2015)
JABALI NO. 1 PTY LIMITED
JACQUES MARTIN (U.K.) LIMITED
JACQUES MARTIN ADMINISTRATION AND CONSULTING PTY LTD
JACQUES MARTIN NEW ZEALAND LIMITED (DUPLICATE)
JACQUES MARTIN NEW ZEALAND LIMITED - DEREGISTERED 05.12.13
JACQUES MARTIN PTY. LTD.
JACQUES MARTIN UNITY LIMITED
JDV NOMINEE HOLDINGS PTY LTD (DEREGISTERED 05/09/2013)
JDV PTY LIMITED (DEREGISTERED 19/2/2015)
JDV SETTLEMENTS NOMINEES PTY LTD (DEREGISTERED 05/09/2013)
JDV SOLUTIONS PTY LTD (DEREGISTERED 30 DECEMBER 2009)
JDV STOCK HOLDINGS NOMINEES PTY LTD (DEREGISTERED 05/09/2013)
JOHN LAING HEALTH (PEMBURY) LIMITED (SOLD 17/02/2012)
KATOE INVESTMENTS PTY LIMITED
KEYSTONE FINANCIAL SERVICES LTD (DEREGISTERED 2 JUNE 2007)
KING'S FERRY HOLDINGS LIMITED
KING'S FERRY HOLDINGS LIMITED (DEREGISTERED 28/06/2010)
KING'S FERRY INVESTMENTS LIMITED
KING'S FERRY INVESTMENTS LIMITED (DEREGISTERED 28/06/2010)
KINGSTON LLP1 HOLDINGS PTY LIMITED
KIP NZ LIMITED (PENDING DEREGISTRATION)
KIWI HOME LOANS (NZ) LIMITED
KIWI HOME LOANS (NZ) LIMITED (DUPLICATE)
KIWI INCOME PROPERTIES LIMITED (DUPLICATE)
KIWI PROPERTY HOLDINGS LIMITED (DUPLICATE)
KIWI PROPERTY HOLDINGS LIMITED (INTERNALISED 13/12/2013)
KIWI PROPERTY MANAGEMENT LIMITED (DUPLICATE)
KPM NZ LIMITED (PENDING DEREGISTRATION)
KSW COMMERCIAL HOLDINGS PTY LIMITED (SOLD 24/03/2014)
KSW COMMERCIAL PTY LIMITED (SOLD 24/03/2014)
KSW PROJECT PTY LIMITED (SOLD 24/03/2014)
KURANDA INVESTMENTS LIMITED
KURANDA INVESTMENTS LIMITED (NO LONGER PART OF ASB GROUP AS AT 31 MAY 2010)

LAZAROSE PTY. LIMITED (DEREGISTERED 16 JANUARY 2008)
LEASEWAY TRANSPORTATION PTY LIMITED (DEREGISTERED 06/02/2014)
LES COPAINS LTD
LG INC. (DEREGISTERED 18 MARCH 2014)
LIDCOMBE OPPORTUNISTIC INVESTMENT COMPANY PTY LIMITED
LIGHTNING RIDGE S.A (DEREGISTERED 26 JUNE 2007)
LILY 1 PTY LIMITED
Lochness Holdings Limited
LOFT NO 1 PTY LIMITED
LOFT NO 2 PTY LIMITED
LOFT NO.3 PTY LIMITED
LONEX PTY LIMITED - DEREGISTERED 08122013
LONG POINT FUNDING PTY LTD (SOLD OCTOBER 2007)
LYRECH PTY LIMITED
M M A L FLEET LEASE ARRANGER PTY LTD
M-LAND PTY LTD DEREGISTERED 28052014
MBS NEW ZEALAND NO.1 LIMITED AMALGAMATED WITH SOVEREIGN FINANCIAL SERVICES LIMITED 30062006
MBS NEW ZEALAND NO.2 LIMITED (DEREGISTERED 29 JUNE 07)
MBS NEW ZEALAND NO.3 LIMITED AMALGAMATED WITH SOVEREIGN FINANCIAL SERVICES LIMITED 30062006
MBS NEW ZEALAND NO.4 LIMITED AMALGAMATED WITH SOVEREIGN FINANCIAL SERVICES LIMITED 30062006
MBS NEW ZEALAND NO.5 LIMITED (DEREGISTERED 29 JUNE 07)
MCCAIG INVESTMENTS LIMITED
MCCAIG INVESTMENTS LIMITED (DEREGISTERED 28/06/2010)
MERCURY MARKET TECHNOLOGIES PTY LTD (DEREGISTERED 29 JULY 2009)
MILO FUNDING LIMITED (LIQUIDATED 11 AUGUST 2011)
MIS FUNDING NO.1 PTY LIMITED
MOONEE PONDS OPPORTUNISTIC INVESTMENT COMPANY PTY LIMITED
MORTGAGE HOLDING TRUST COMPANY LIMITED
MORTGAGE HOLDING TRUST COMPANY LIMITED (DUPLICATE)
MTE DEBT VEHICLE PTY LTD
MTE LESSOR 1 PTY LTD
MTE LESSOR 2 PTY LTD
MTE LESSOR 3 PTY LTD
MTE LESSOR 4 PTY LTD
MTE LESSOR 5 PTY LTD
MTE NOMINEE PARTNER PTY LTD
NATIONAL BANK OF FIJI LIMITED (TRADING AS COLONIAL NATIONAL BANK) (SOLD 17/12/09)
NEMUS TECHNOLOGIES PTY LTD (DEREGISTERED 16 JUNE 2010)
NETBILLS LIMITED (DEREGISTERED 29 JUNE 2007)
NETSHARE NOMINEES PTY LTD
NETWORTHTECH PTY LTD (DEREGISTERED 30

DECEMBER 2009)	PUERTO LIMITED
NEVILLE WARD DIRECT PTY LIMITED	Purangi Developments Limited
(DEREGISTERED 19 MAY 2010)	QILU BANK CO. LTD.
NEWCASTLE INVESTMENT COMPANY LIMITED	QUAY (FUNDING) PLC (DEREGISTERED 28
(LIQUIDATED 4 APRIL 2011)	OCTOBER 2011)
NEWHAM INVESTMENT COMPANY LTD	RANEC PTY LIMITED
(DEREGISTERED 27 SEPTEMBER 2007)	REALINDEX INVESTMENTS PTY LIMITED
NEWPORT LIMITED	RELIANCE ACHIEVER PTY LIMITED
NIMITZ NOMINEES PTY LIMITED	RESIDENTIAL MORTGAGE GROUP PTY LTD
OCT Plc	RETAIL INVESTOR PTY. LIMITED
OCTOBER NOMINEES PTY. LIMITED (SOLD	(DEREGISTERED)(12.04.2010)
24/03/2014)	RICHMOND LIMITED (SOLD 17/12/09)
OLIM Convertible Securities Limited	RILEY INTERNATIONAL LIMITED
ONLINE CAPITAL PARTNERS LIMITED	RILEY INVESTMENTS LIMITED
(DEREGISTERED 30 DECEMBER 2009)	RMS PROPERTIES LIMITED AMALGAMATED INTO
ONSLow PROPERTIES PTY LTD	SOVEREIGN ASSURANCE COMPANY LIMITED
OPHCO NOMINEES NO 1 PTY LIMITED	30062006
OPHCO NOMINEES NO 2 PTY LIMITED	ROCK & RUBBLE (DEBT VEHICLE) PTY LIMITED
OPPORTUNISTIC HOLDING COMPANY 2 PTY	ROCK & RUBBLE (EXISTING) PTY LIMITED
LIMITED	ROCK & RUBBLE (NEW) PTY LIMITED
OPPORTUNISTIC HOLDING COMPANY PTY	ROODHILL NOMINEES LIMITED
LIMITED	ROOSTER POULTRY LIMITED (SOLD 17/12/09)
ORE & OVERBURDEN PTY LIMITED	RVG ADMINISTRATION COMPANY PTY LTD
OTOE INVESTMENTS PTY LIMITED	(DEREGISTERED)(02/05/2010)
OZBEAU PTY. LIMITED (DEREGISTERED 26 MAY	SAF MINING NO.2 PTY LIMITED
2010)	SAF Mining No1 Pty Limited
P. AND B. PROPERTIES PTY LTD	SAFE NO1 PTY LTD
PADANG PTY LTD	SAFE NO17 PTY LIMITED
PAGO LIMITED	SAFE NO2 PTY LTD
PAGO LIMITED (DEREGISTERED 26/01/2010)	SAFE NO3 PTY LTD
PALM BEACH PTY LTD (DEREGISTERED 7 MARCH	SAFE NO4 PTY LIMITED
2011)	SAFE NO9 PTY LIMITED
PARKES S.A.R.L. (LIQUIDATED ON 28 JUNE 2011)	SAFE USD HOLDINGS PTY LTD
PAVILION & PARK LIMITED (DEREGISTERED 30	SANDALWOOD PTE LIMITED
NOVEMBER 2011)	SANFORD IP PTY LTD (DEREGISTERED 16 APRIL
PERPETUAL STOCK PTY LIMITED (DEREGISTERED	2010)
02/09/2010)	SBN NOMINEES PTY. LIMITED
PFM HOLDINGS PTY LTD	SBSBS PTY LIMITED
PHARMACY FINANCE LTD	SBT PROPERTIES PTY LTD
PIF MANAGED PROPERTY PTY LIMITED	SBV NOMINEES LIMITED (DEREGISTERED 19
(DEREGISTERED 28/05/2014)	DECEMBER 2007)
PINDAR PTY LIMITED (SOLD OCTOBER 2007)	SCHERER LIMITED (DEREGISTERED 30
PINNACLE EDUCATION SA HOLDING COMPANY	NOVEMBER 2011)
PTY LIMITED	SCORE FUNDS MANAGEMENT PTY LIMITED
POINT COOK OPPORTUNISTIC INVESTMENT	(DEREGISTERED 13 AUGUST 2008)
COMPANY PTY LIMITED	SCOTGEM LIMITED (DUPLICATE)
PONTOON (FUNDING) PLC (DEREGISTERED ON 26	ScotGEM Limited DISSOLVED 10 JANUARY 2014
OCTOBER 2011)	Scottish American Securities Company Limited
PPS NOMINEES PTY LIMITED (SOLD 24/03/2014)	SEAHORSE INVESTMENTS UK LIMITED
PREFERRED CAPITAL LIMITED	(DEREGISTERED 26 OCTOBER 2011)
PREMIUM ALTERNATIVE INVESTMENTS PTY	SECURITISATION ADVISORY SERVICES PTY.
LIMITED	LIMITED
PREMIUM CUSTODY SERVICES PTY LTD	SECURITISATION CUSTODIAN PTY LIMITED
PREMIUM PLANTATIONS PTY LIMITED	(DEREGISTERED 8 APRIL 2008)
PREMIUM PLANTATIONS SERVICES PTY LTD	SECURITISATION MANAGEMENT SERVICES
PRIME INVESTMENT ENTITY LIMITED	LIMITED
(DEREGISTERED 4.11.09)	SECURITISATION MANAGEMENT SERVICES
Private Investors Capital Trust plc	LIMITED (DUPLICATE)
PT BANK COMMONWEALTH	SECURITY HOLDING INVESTMENT ENTITY LINKING
PT COMMONWEALTH LIFE	DEALS LIMITED
PT FIRST STATE INVESTMENTS INDONESIA	SENATOR HOUSE INVESTMENTS (UK) LIMITED

(DEREGISTERED 20 DECEMBER 2011)
 SENBARY PTY LIMITED
 SERAFINA INVESTMENTS PTY LIMITED (SOLD
 2007)
 SHARE DIRECT NOMINEES PTY LIMITED
 SHARE INVESTMENTS PTY LIMITED
 SI GROUP ESOP TRUSTEE LIMITED
 (DEREGISTERED 12 JUNE 2007)
 SI Holdings Limited
 SI HOLDINGS LIMITED (DUPLICATE)
 SIF RAILWAY NO.1 PTY LIMITED
 SIF RAILWAY NO.2 PTY LIMITED
 SINATRA INVESTMENTS LIMITED
 SINATRA INVESTMENTS LIMITED (DEREGISTERED
 10 MAY 2011)
 SME CUSTODIANS PTY LIMITED (SOLD FEB 2008)
 SME GROWTH LIMITED (SOLD FEB 2008)
 SOUTH AUSTRALIAN FLEET LEASE ARRANGER
 PTY LTD
 SOUTHCAP PTY LIMITED
 SOUTHERN CROSS PLANTATIONS PTY LIMITED
 (DEREGISTERED 8 APRIL 2008)
 SOVEREIGN ASSURANCE COMPANY LIMITED
 SOVEREIGN ASSURANCE COMPANY LIMITED
 (DUPLICATE)
 SOVEREIGN FINANCIAL SERVICES LIMITED
 SOVEREIGN FINANCIAL SERVICES LIMITED
 (DUPLICATE)
 SOVEREIGN GROUP LIMITED (DEREGISTERED 29
 JUNE 2008)
 SOVEREIGN HOUSE LIMITED AMALGAMATED INTO
 SOVEREIGN ASSURANCE COMPANY LIMITED
 30062006
 SOVEREIGN LIMITED
 SOVEREIGN LIMITED (DUPLICATE)
 SOVEREIGN SERVICES LIMITED
 SOVEREIGN SERVICES LIMITED (DUPLICATE)
 SOVEREIGN SUPERANNUATION FUNDS LIMITED
 SOVEREIGN SUPERANNUATION FUNDS LIMITED
 (DUPLICATE)
 SOVEREIGN SUPERANNUATION TRUSTEES
 LIMITED
 SOVEREIGN SUPERANNUATION TRUSTEES
 LIMITED (DUPLICATE)
 SPARAD (NO.21) PTY LIMITED
 SPARAD (NO.24) PTY. LIMITED (DEREGISTERED
 ON13/5/15)
 SPARAD (NO.26) PTY LIMITED
 SPARAD (NO.30) PTY. LIMITED
 SST (2002) LIMITED
 SST (2002) LIMITED (DEREGISTERED 23
 NOVEMBER 2009)
 ST ANDREW'S AUSTRALIA PTY LTD
 ST ANDREW'S FINANCIAL SERVICES PTY LTD
 (deregisteed 11/03/13)
 ST ANDREW'S INSURANCE (AUSTRALIA) PTY LTD
 (SOLD 1 JULY 2010)
 ST ANDREW'S LIFE INSURANCE PTY LTD (SOLD 1
 JULY 2010)
 ST ANDREW'S SUPERANNUATION SERVICES PTY
 LTD


ST GILES INVESTMENTS LIMITED
 ST GILES INVESTMENTS LIMITED (DEREGISTERED
 28/06/2010)
 STAR 9 PTY LTD (DEREGISTERED 23 DECEMBER
 2009)
 STATE NOMINEES LTD
 Stewart Business Management Limited (In Liquidation
)
 Stewart Ivory & Company Limited
 STEWART IVORY & COMPANY LIMITED
 (DUPLICATE)
 STEWART IVORY NOMINEES LIMITED
 Stewart Ivory Unit Trust Managers Limited - In
 Liquidation
 Stewart OLIM Limited
 STOCKBRIDGE HOLDINGS LIMITED
 STOCKBRIDGE HOLDINGS LIMITED
 (DEREGISTERED 28/06/2010)
 SUPER TRUSTEES OF NEW ZEALAND LIMITED
 (DEREGISTERED 7 JULY 2008)
 SUPERANNUATION & INVESTMENT RESEARCH
 PTY LIMITED (DEREGISTERED 2 JUNE 2007)
 SURFERS PARADISE RESORT HOTEL PTY LIMITED
 - DEREGISTERED 25 DECEMBER 2013
 SUVA CENTRAL LIMITED (SOLD 17/12/09)
 SUVA PRIVATE HOSPITAL LIMITED (SOLD 17/12/09)
 SWAN SECURITISATION FINANCE PTY LIMITED (IN
 LIQUIDATION)
 SWAN SECURITISATION INVESTMENTS PTY LTD
 (IN LIQUIDATION)
 SYLVIA PARK BUSINESS CENTRE LIMITED
 (DUPLICATE)
 SYLVIA PARK BUSINESS CENTRE LIMITED
 (INTERNALISED 13/12/2013)
 SYMETRY LIMITED (DEREGISTERED 11
 SEPTEMBER 2008)
 T.W. CUSTODIANS LIMITED
 TACTICAL GLOBAL MANAGEMENT LIMITED
 TANKSTREAM RAIL (BY - 1) PTY LIMITED
 TANKSTREAM RAIL (BY - 2) PTY LIMITED
 TANKSTREAM RAIL (BY - 3) PTY LIMITED
 TANKSTREAM RAIL (BY - 4) PTY LIMITED
 TANKSTREAM RAIL (SW - 1) PTY LIMITED
 TANKSTREAM RAIL (SW - 2) PTY LIMITED
 TANKSTREAM RAIL (SW - 3) PTY LIMITED
 TANKSTREAM RAIL (SW - 4) PTY LIMITED
 TANKSTREAM RAIL (VICTORIA) PTY LIMITED
 The Clothworkers Investment Company (NO LONGER
 A CLIENT)
 THE COLONIAL MUTUAL LIFE ASSURANCE
 SOCIETY LIMITED
 The Scottish American Investment Company P.L.C.
 THE SCOTTISH ORIENTAL SMALLER COMPANIES
 TRUST PLC (DEREGISTERED)
 TORQUAY BEACH PTY LTD (DEREGISTERED 28
 JANUARY 2015)
 TOTAL KEEN INVESTMENT LIMITED
 TRACKER INDEX MANAGEMENT LIMITED
 TUNBRIDGE WELLS INVESTMENT COMPANY
 LIMITED (LIQUIDATED 29 JUNE 2012)
 TYME CAPITAL PROPRIETARY LIMITED

TYME INTELLECTUAL PROPERTIES PROPRIETARY
LIMITED
TYME INVESTMENTS PROPRIETARY LIMITED
TYME TECHNICAL SOLUTIONS PROPRIETARY
LIMITED
UNITY ADVISORY SERVICES LIMITED
UNITY FINANCIAL HOLDINGS LIMITED
UNITY FINANCIAL SERVICES LIMITED
UNITY PENSION SERVICES LIMITED
Value and Income Trust plc
VANOTI PTY. LIMITED (DEREGISTERED 16
JANUARY 2008)
VATOSCAN PROPRIETARY LIMITED
VH-VZF PTY LTD
VH-VZG PTY LTD
VH-VZH PTY LTD
VICTORIAN FLEET LEASE ARRANGER PTY LTD
VIETNAM INTERNATIONAL BANK (VIETNAM
INTERNATIONAL COMMERCIAL JOINT STOCK

BANK)
VIPRO PTY LIMITED
VIRACocha (AUSTRALIA) PTY LIMITED
VOTRAINT NO.1351 PTY LIMITED
Walkers Nominees Limited
WATERLOO & VICTORIA LIMITED (DEREGISTERED
7 JANUARY 2011)
WATERMARK INVESTMENTS LIMITED (LIQUIDATED
27 AUGUST 2011)
WESTSIDE PROPERTIES LIMITED
WESTSIDE PROPERTIES LIMITED (DUPLICATE)
WEZEN PTY LTD
WHITCOMB COMPANY
WHITTAKER MACNAUGHT PTY. LTD.
WINDSOR BARTHOLOMEW SERVICES PTY
LIMITED

Annexure B

This is annexure B referred to in Form 603, Notice of initial substantial holder dated **03/07/2015**



Carla Collingwood

Company Secretary

Dated the 6 July 2015

CBA Equities Limited ACN 003 485 952

Holder of relevant interest	Date of acquisition	Consideration Cash	Consideration Non-Cash	Class and number of securities
CBA Equities Limited ACN 003 485 952	Thursday, 23 April 2015	N/A		2,075,400 Ordinary shares (borrowed from Morgan Stanley Australia Securities Limited, see Annexure C)
CBA Equities Limited ACN 003 485 952	Thursday, 21 May 2015	4,888,720.00		2,306,000 Ordinary shares
CBA Equities Limited ACN 003 485 952	Thursday, 2 April 2015	866.68		376 Ordinary shares
CBA Equities Limited ACN 003 485 952	Thursday, 2 April 2015	4,056.80		1,760 Ordinary shares
CBA Equities Limited ACN 003 485 952	Thursday, 2 April 2015	1,588.15		689 Ordinary shares
CBA Equities Limited ACN 003 485 952	Thursday, 2 April 2015	507.10		220 Ordinary shares
CBA Equities Limited ACN 003 485 952	Thursday, 2 April 2015	9,240.75		4,009 Ordinary shares
CBA Equities Limited ACN 003 485 952	Thursday, 2 April 2015	336.53		146 Ordinary shares
CBA Equities Limited ACN 003 485 952	Thursday, 2 April 2015	507.10		220 Ordinary shares
CBA Equities Limited ACN 003 485 952	Thursday, 2 April 2015	587.78		255 Ordinary shares
CBA Equities Limited ACN 003 485 952	Thursday, 2 April 2015	83,227.28		36,664 Ordinary shares
CBA Equities Limited ACN 003 485 952	Thursday, 2 April 2015	960.21		423 Ordinary shares
CBA Equities Limited	Thursday, 2 April 2015	15.89		7 Ordinary shares

ACN 003 485 952				
CBA Equities Limited ACN 003 485 952	Thursday, 2 April 2015	21,980.41		9,683 Ordinary shares
CBA Equities Limited ACN 003 485 952	Thursday, 2 April 2015	17,274.70		7,610 Ordinary shares
CBA Equities Limited ACN 003 485 952	Thursday, 2 April 2015	21,692.36		9,411 Ordinary shares
CBA Equities Limited ACN 003 485 952	Thursday, 2 April 2015	744.52		323 Ordinary shares
CBA Equities Limited ACN 003 485 952	Thursday, 2 April 2015	10,990.24		4,768 Ordinary shares
CBA Equities Limited ACN 003 485 952	Thursday, 2 April 2015	1,272.36		552 Ordinary shares
CBA Equities Limited ACN 003 485 952	Thursday, 2 April 2015	507.10		220 Ordinary shares
CBA Equities Limited ACN 003 485 952	Thursday, 2 April 2015	500.50		220 Ordinary shares
CBA Equities Limited ACN 003 485 952	Thursday, 2 April 2015	602.88		265 Ordinary shares
CBA Equities Limited ACN 003 485 952	Thursday, 2 April 2015	46,316.72		20,359 Ordinary shares
CBA Equities Limited ACN 003 485 952	Thursday, 2 April 2015	742.21		322 Ordinary shares
CBA Equities Limited ACN 003 485 952	Thursday, 2 April 2015	1,408.36		611 Ordinary shares
CBA Equities Limited ACN 003 485 952	Thursday, 2 April 2015	679.98		295 Ordinary shares
CBA Equities Limited ACN 003 485 952	Thursday, 2 April 2015	12,143.67		5,257 Ordinary shares
CBA Equities Limited ACN 003 485 952	Thursday, 2 April 2015	3,892.52		1,711 Ordinary shares
CBA Equities Limited ACN 003 485 952	Thursday, 2 April 2015	125.13		55 Ordinary shares
CBA Equities Limited ACN 003 485 952	Thursday, 2 April 2015	500.50		220 Ordinary shares
CBA Equities Limited ACN 003 485 952	Thursday, 2 April 2015	2,866.50		1,260 Ordinary shares

CBA Equities Limited ACN 003 485 952	Thursday, 2 April 2015	712.07		313 Ordinary shares
CBA Equities Limited ACN 003 485 952	Thursday, 2 April 2015	511.88		225 Ordinary shares
CBA Equities Limited ACN 003 485 952	Thursday, 2 April 2015	546.00		240 Ordinary shares
CBA Equities Limited ACN 003 485 952	Thursday, 2 April 2015	1,007.82		443 Ordinary shares
CBA Equities Limited ACN 003 485 952	Thursday, 2 April 2015	1,062.61		461 Ordinary shares
CBA Equities Limited ACN 003 485 952	Thursday, 2 April 2015	771.23		339 Ordinary shares
CBA Equities Limited ACN 003 485 952	Thursday, 2 April 2015	507.10		220 Ordinary shares
CBA Equities Limited ACN 003 485 952	Thursday, 2 April 2015	4,123.65		1,789 Ordinary shares
CBA Equities Limited ACN 003 485 952	Thursday, 2 April 2015	507.10		220 Ordinary shares
CBA Equities Limited ACN 003 485 952	Thursday, 2 April 2015	1,966.17		853 Ordinary shares
CBA Equities Limited ACN 003 485 952	Thursday, 2 April 2015	1,380.70		599 Ordinary shares
CBA Equities Limited ACN 003 485 952	Thursday, 2 April 2015	197.49		87 Ordinary shares
CBA Equities Limited ACN 003 485 952	Thursday, 2 April 2015	11,272.82		4,966 Ordinary shares
CBA Equities Limited ACN 003 485 952	Thursday, 2 April 2015	16,237.31		7,153 Ordinary shares
CBA Equities Limited ACN 003 485 952	Thursday, 2 April 2015	47,878.84		21,092 Ordinary shares
CBA Equities Limited ACN 003 485 952	Thursday, 2 April 2015	2,322.21		1,023 Ordinary shares
CBA Equities Limited ACN 003 485 952	Thursday, 2 April 2015	58,906.50		25,950 Ordinary shares
CBA Equities Limited ACN 003 485 952	Thursday, 2 April 2015	9,956.22		4,386 Ordinary shares
CBA Equities Limited	Thursday, 2 April 2015	3,316.47		1,461 Ordinary shares

ACN 003 485 952				
CBA Equities Limited ACN 003 485 952	Thursday, 2 April 2015	497.13		219 Ordinary shares
CBA Equities Limited ACN 003 485 952	Thursday, 2 April 2015	124.85		55 Ordinary shares
CBA Equities Limited ACN 003 485 952	Thursday, 2 April 2015	40,063.23		17,649 Ordinary shares
CBA Equities Limited ACN 003 485 952	Thursday, 2 April 2015	10,015.24		4,412 Ordinary shares
CBA Equities Limited ACN 003 485 952	Thursday, 2 April 2015	3,035.34		1,314 Ordinary shares
CBA Equities Limited ACN 003 485 952	Thursday, 2 April 2015	968.10		420 Ordinary shares
CBA Equities Limited ACN 003 485 952	Thursday, 2 April 2015	40,063.23		17,649 Ordinary shares
CBA Equities Limited ACN 003 485 952	Thursday, 2 April 2015	4,526.38		1,994 Ordinary shares
CBA Equities Limited ACN 003 485 952	Thursday, 2 April 2015	4,133.68		1,817 Ordinary shares
CBA Equities Limited ACN 003 485 952	Thursday, 2 April 2015	21,337.22		9,379 Ordinary shares
CBA Equities Limited ACN 003 485 952	Thursday, 2 April 2015	622.35		270 Ordinary shares
CBA Equities Limited ACN 003 485 952	Thursday, 2 April 2015	2,226.63		966 Ordinary shares
CBA Equities Limited ACN 003 485 952	Thursday, 2 April 2015	1,457.61		631 Ordinary shares
CBA Equities Limited ACN 003 485 952	Thursday, 2 April 2015	434.28		188 Ordinary shares
CBA Equities Limited ACN 003 485 952	Thursday, 2 April 2015	286.44		124 Ordinary shares
CBA Equities Limited ACN 003 485 952	Thursday, 2 April 2015	548.59		238 Ordinary shares
CBA Equities Limited ACN 003 485 952	Thursday, 2 April 2015	546.29		237 Ordinary shares
CBA Equities Limited ACN 003 485 952	Thursday, 2 April 2015	500.50		220 Ordinary shares

CBA Equities Limited ACN 003 485 952	Thursday, 2 April 2015	21,077.88		9,265 Ordinary shares
CBA Equities Limited ACN 003 485 952	Thursday, 2 April 2015	45,238.38		19,885 Ordinary shares
CBA Equities Limited ACN 003 485 952	Thursday, 2 April 2015	500.50		220 Ordinary shares
CBA Equities Limited ACN 003 485 952	Thursday, 2 April 2015	1,030.58		453 Ordinary shares
CBA Equities Limited ACN 003 485 952	Thursday, 2 April 2015	178,246.25		78,350 Ordinary shares
CBA Equities Limited ACN 003 485 952	Thursday, 2 April 2015	44,560.42		19,587 Ordinary shares
CBA Equities Limited ACN 003 485 952	Thursday, 2 April 2015	1,998.44		867 Ordinary shares
CBA Equities Limited ACN 003 485 952	Thursday, 2 April 2015	586.95		258 Ordinary shares
CBA Equities Limited ACN 003 485 952	Thursday, 2 April 2015	2,620.80		1,152 Ordinary shares
CBA Equities Limited ACN 003 485 952	Thursday, 2 April 2015	5,330.32		2,343 Ordinary shares
CBA Equities Limited ACN 003 485 952	Thursday, 2 April 2015	1,774.50		780 Ordinary shares
CBA Equities Limited ACN 003 485 952	Thursday, 2 April 2015	500.50		220 Ordinary shares
CBA Equities Limited ACN 003 485 952	Thursday, 2 April 2015	186.55		82 Ordinary shares
CBA Equities Limited ACN 003 485 952	Thursday, 2 April 2015	4,322.50		1,900 Ordinary shares
CBA Equities Limited ACN 003 485 952	Thursday, 2 April 2015	168.35		74 Ordinary shares
CBA Equities Limited ACN 003 485 952	Thursday, 2 April 2015	507.10		220 Ordinary shares
CBA Equities Limited ACN 003 485 952	Thursday, 2 April 2015	958.88		416 Ordinary shares
CBA Equities Limited ACN 003 485 952	Thursday, 2 April 2015	507.10		220 Ordinary shares
CBA Equities Limited	Thursday, 2 April 2015	11,559.24		5,004 Ordinary shares

ACN 003 485 952				
CBA Equities Limited ACN 003 485 952	Thursday, 2 April 2015	2,889.81		1,251 Ordinary shares
CBA Equities Limited ACN 003 485 952	Thursday, 2 April 2015	19,797.05		8,702 Ordinary shares
CBA Equities Limited ACN 003 485 952	Thursday, 2 April 2015	57,587.07		25,313 Ordinary shares
CBA Equities Limited ACN 003 485 952	Thursday, 2 April 2015	52,618.47		23,129 Ordinary shares
CBA Equities Limited ACN 003 485 952	Thursday, 2 April 2015	97,215.30		42,732 Ordinary shares
CBA Equities Limited ACN 003 485 952	Thursday, 2 April 2015	509.30		220 Ordinary shares
CBA Equities Limited ACN 003 485 952	Thursday, 2 April 2015	518.56		224 Ordinary shares
CBA Equities Limited ACN 003 485 952	Thursday, 2 April 2015	1,266.31		547 Ordinary shares
CBA Equities Limited ACN 003 485 952	Thursday, 2 April 2015	780.15		337 Ordinary shares
CBA Equities Limited ACN 003 485 952	Thursday, 2 April 2015	2,514.09		1,086 Ordinary shares
CBA Equities Limited ACN 003 485 952	Thursday, 2 April 2015	2,264.07		978 Ordinary shares
CBA Equities Limited ACN 003 485 952	Thursday, 2 April 2015	703.76		304 Ordinary shares
CBA Equities Limited ACN 003 485 952	Thursday, 2 April 2015	509.30		220 Ordinary shares
CBA Equities Limited ACN 003 485 952	Thursday, 2 April 2015	4,391.56		1,897 Ordinary shares
CBA Equities Limited ACN 003 485 952	Thursday, 2 April 2015	2,678.45		1,157 Ordinary shares
CBA Equities Limited ACN 003 485 952	Thursday, 2 April 2015	1,451.50		627 Ordinary shares
CBA Equities Limited ACN 003 485 952	Thursday, 2 April 2015	337.99		146 Ordinary shares
CBA Equities Limited ACN 003 485 952	Thursday, 2 April 2015	699.13		302 Ordinary shares

CBA Equities Limited ACN 003 485 952	Thursday, 2 April 2015	1,023.23		442 Ordinary shares
CBA Equities Limited ACN 003 485 952	Thursday, 2 April 2015	5,338.39		2,306 Ordinary shares
CBA Equities Limited ACN 003 485 952	Thursday, 2 April 2015	6,477.37		2,798 Ordinary shares
CBA Equities Limited ACN 003 485 952	Thursday, 2 April 2015	550.97		238 Ordinary shares
CBA Equities Limited ACN 003 485 952	Thursday, 2 April 2015	509.30		220 Ordinary shares
CBA Equities Limited ACN 003 485 952	Thursday, 2 April 2015	20,313.92		8,756 Ordinary shares
CBA Equities Limited ACN 003 485 952	Thursday, 2 April 2015	8,001.68		3,449 Ordinary shares
CBA Equities Limited ACN 003 485 952	Thursday, 2 April 2015	511.50		220 Ordinary shares
CBA Equities Limited ACN 003 485 952	Thursday, 2 April 2015	339.45		146 Ordinary shares
CBA Equities Limited ACN 003 485 952	Thursday, 2 April 2015	876.53		377 Ordinary shares
CBA Equities Limited ACN 003 485 952	Thursday, 2 April 2015	569.63		245 Ordinary shares
CBA Equities Limited ACN 003 485 952	Thursday, 2 April 2015	595.20		256 Ordinary shares
CBA Equities Limited ACN 003 485 952	Thursday, 2 April 2015	888.15		382 Ordinary shares
CBA Equities Limited ACN 003 485 952	Thursday, 2 April 2015	1,183.43		509 Ordinary shares
CBA Equities Limited ACN 003 485 952	Thursday, 2 April 2015	4,222.20		1,816 Ordinary shares
CBA Equities Limited ACN 003 485 952	Thursday, 2 April 2015	567.30		244 Ordinary shares
CBA Equities Limited ACN 003 485 952	Thursday, 2 April 2015	592.88		255 Ordinary shares
CBA Equities Limited ACN 003 485 952	Thursday, 2 April 2015	511.50		220 Ordinary shares
CBA Equities Limited	Thursday, 2 April 2015	511.50		220 Ordinary shares

ACN 003 485 952				
CBA Equities Limited ACN 003 485 952	Thursday, 2 April 2015	339.45		146 Ordinary shares
CBA Equities Limited ACN 003 485 952	Thursday, 2 April 2015	746.33		321 Ordinary shares
CBA Equities Limited ACN 003 485 952	Thursday, 2 April 2015	520.80		224 Ordinary shares
CBA Equities Limited ACN 003 485 952	Thursday, 2 April 2015	511.50		220 Ordinary shares
CBA Equities Limited ACN 003 485 952	Thursday, 2 April 2015	511.50		220 Ordinary shares
CBA Equities Limited ACN 003 485 952	Thursday, 2 April 2015	706.80		304 Ordinary shares
CBA Equities Limited ACN 003 485 952	Thursday, 2 April 2015	1,906.50		820 Ordinary shares
CBA Equities Limited ACN 003 485 952	Thursday, 2 April 2015	11,342.44		4,868 Ordinary shares
CBA Equities Limited ACN 003 485 952	Thursday, 2 April 2015	47,417.83		20,351 Ordinary shares
CBA Equities Limited ACN 003 485 952	Thursday, 2 April 2015	18,192.64		7,808 Ordinary shares
CBA Equities Limited ACN 003 485 952	Thursday, 2 April 2015	13,788.94		5,918 Ordinary shares
CBA Equities Limited ACN 003 485 952	Thursday, 2 April 2015	705.99		303 Ordinary shares
CBA Equities Limited ACN 003 485 952	Thursday, 2 April 2015	1,670.61		717 Ordinary shares
CBA Equities Limited ACN 003 485 952	Thursday, 2 April 2015	16.31		7 Ordinary shares
CBA Equities Limited ACN 003 485 952	Thursday, 2 April 2015	22,861.96		9,812 Ordinary shares
CBA Equities Limited ACN 003 485 952	Thursday, 2 April 2015	1,787.11		767 Ordinary shares
CBA Equities Limited ACN 003 485 952	Thursday, 2 April 2015	17,386.46		7,462 Ordinary shares
CBA Equities Limited ACN 003 485 952	Thursday, 2 April 2015	1,398.00		600 Ordinary shares

CBA Equities Limited ACN 003 485 952	Thursday, 2 April 2015	40,775.00		17,500 Ordinary shares
CBA Equities Limited ACN 003 485 952	Thursday, 2 April 2015	25,699.90		11,030 Ordinary shares
CBA Equities Limited ACN 003 485 952	Thursday, 2 April 2015	351.83		151 Ordinary shares
CBA Equities Limited ACN 003 485 952	Thursday, 2 April 2015	2,124.96		912 Ordinary shares
CBA Equities Limited ACN 003 485 952	Thursday, 2 April 2015	2,330.00		1,000 Ordinary shares
CBA Equities Limited ACN 003 485 952	Thursday, 2 April 2015	2.33		1 Ordinary shares
CBA Equities Limited ACN 003 485 952	Thursday, 2 April 2015	983.26		422 Ordinary shares
CBA Equities Limited ACN 003 485 952	Thursday, 2 April 2015	4,485.25		1,925 Ordinary shares
CBA Equities Limited ACN 003 485 952	Thursday, 2 April 2015	4,951.25		2,125 Ordinary shares
CBA Equities Limited ACN 003 485 952	Thursday, 2 April 2015	2,474.46		1,062 Ordinary shares
CBA Equities Limited ACN 003 485 952	Thursday, 2 April 2015	710.65		305 Ordinary shares
CBA Equities Limited ACN 003 485 952	Thursday, 2 April 2015	2,448.83		1,051 Ordinary shares
CBA Equities Limited ACN 003 485 952	Thursday, 2 April 2015	412.41		177 Ordinary shares
CBA Equities Limited ACN 003 485 952	Thursday, 2 April 2015	7,183.39		3,083 Ordinary shares
CBA Equities Limited ACN 003 485 952	Thursday, 2 April 2015	144.46		62 Ordinary shares
CBA Equities Limited ACN 003 485 952	Thursday, 2 April 2015	1,311.79		563 Ordinary shares
CBA Equities Limited ACN 003 485 952	Thursday, 2 April 2015	41.94		18 Ordinary shares
CBA Equities Limited ACN 003 485 952	Thursday, 2 April 2015	29,887.88		12,855 Ordinary shares
CBA Equities Limited	Thursday, 2 April 2015	5,359.13		2,305 Ordinary shares

ACN 003 485 952				
CBA Equities Limited ACN 003 485 952	Thursday, 2 April 2015	785.85		338 Ordinary shares
CBA Equities Limited ACN 003 485 952	Thursday, 2 April 2015	909.08		391 Ordinary shares
CBA Equities Limited ACN 003 485 952	Thursday, 2 April 2015	688.20		296 Ordinary shares
CBA Equities Limited ACN 003 485 952	Thursday, 2 April 2015	1,808.85		778 Ordinary shares
CBA Equities Limited ACN 003 485 952	Thursday, 2 April 2015	8,337.45		3,586 Ordinary shares
CBA Equities Limited ACN 003 485 952	Thursday, 2 April 2015	511.50		220 Ordinary shares
CBA Equities Limited ACN 003 485 952	Thursday, 2 April 2015	18,995.25		8,170 Ordinary shares
CBA Equities Limited ACN 003 485 952	Thursday, 2 April 2015	27,951.15		12,022 Ordinary shares
CBA Equities Limited ACN 003 485 952	Thursday, 2 April 2015	623.35		274 Ordinary shares
CBA Equities Limited ACN 003 485 952	Thursday, 2 April 2015	3,671.85		1,614 Ordinary shares
CBA Equities Limited ACN 003 485 952	Thursday, 2 April 2015	2,639.00		1,160 Ordinary shares
CBA Equities Limited ACN 003 485 952	Thursday, 2 April 2015	878.15		386 Ordinary shares
CBA Equities Limited ACN 003 485 952	Thursday, 2 April 2015	3,405.67		1,497 Ordinary shares
CBA Equities Limited ACN 003 485 952	Thursday, 2 April 2015	2,040.68		897 Ordinary shares
CBA Equities Limited ACN 003 485 952	Thursday, 2 April 2015	3,417.05		1,502 Ordinary shares
CBA Equities Limited ACN 003 485 952	Thursday, 2 April 2015	3,437.53		1,511 Ordinary shares
CBA Equities Limited ACN 003 485 952	Thursday, 2 April 2015	28,530.77		12,541 Ordinary shares
CBA Equities Limited ACN 003 485 952	Thursday, 2 April 2015	242.03		105 Ordinary shares

CBA Equities Limited ACN 003 485 952	Thursday, 2 April 2015	1,512.08		656 Ordinary shares
CBA Equities Limited ACN 003 485 952	Thursday, 2 April 2015	345.75		150 Ordinary shares
CBA Equities Limited ACN 003 485 952	Thursday, 2 April 2015	26,992.01		11,917 Ordinary shares
CBA Equities Limited ACN 003 485 952	Thursday, 2 April 2015	1,524.35		673 Ordinary shares
CBA Equities Limited ACN 003 485 952	Thursday, 2 April 2015	998.07		433 Ordinary shares
CBA Equities Limited ACN 003 485 952	Thursday, 2 April 2015	1,524.35		673 Ordinary shares
CBA Equities Limited ACN 003 485 952	Thursday, 2 April 2015	5,924.70		2,610 Ordinary shares
CBA Equities Limited ACN 003 485 952	Thursday, 2 April 2015	11,424.91		5,033 Ordinary shares
CBA Equities Limited ACN 003 485 952	Thursday, 2 April 2015	5,684.08		2,504 Ordinary shares
CBA Equities Limited ACN 003 485 952	Thursday, 2 April 2015	500.50		220 Ordinary shares
CBA Equities Limited ACN 003 485 952	Thursday, 2 April 2015	500.50		220 Ordinary shares
CBA Equities Limited ACN 003 485 952	Thursday, 2 April 2015	589.23		259 Ordinary shares
CBA Equities Limited ACN 003 485 952	Thursday, 2 April 2015	673.40		296 Ordinary shares
CBA Equities Limited ACN 003 485 952	Thursday, 2 April 2015	19,762.92		8,687 Ordinary shares
CBA Equities Limited ACN 003 485 952	Thursday, 2 April 2015	17,428.77		7,661 Ordinary shares
CBA Equities Limited ACN 003 485 952	Thursday, 2 April 2015	6,044.68		2,657 Ordinary shares
CBA Equities Limited ACN 003 485 952	Thursday, 2 April 2015	1,016.51		441 Ordinary shares
CBA Equities Limited ACN 003 485 952	Thursday, 2 April 2015	11,525.00		5,000 Ordinary shares
CBA Equities Limited	Thursday, 2 April 2015	500.50		220 Ordinary shares

ACN 003 485 952				
CBA Equities Limited ACN 003 485 952	Thursday, 2 April 2015	20,627.36		9,107 Ordinary shares
CBA Equities Limited ACN 003 485 952	Thursday, 2 April 2015	440.26		191 Ordinary shares
CBA Equities Limited ACN 003 485 952	Thursday, 2 April 2015	5,490.51		2,382 Ordinary shares
CBA Equities Limited ACN 003 485 952	Thursday, 2 April 2015	587.78		255 Ordinary shares
CBA Equities Limited ACN 003 485 952	Thursday, 2 April 2015	338.84		147 Ordinary shares
CBA Equities Limited ACN 003 485 952	Thursday, 2 April 2015	571.64		248 Ordinary shares
CBA Equities Limited ACN 003 485 952	Thursday, 2 April 2015	147.52		64 Ordinary shares
CBA Equities Limited ACN 003 485 952	Thursday, 2 April 2015	507.10		220 Ordinary shares
CBA Equities Limited ACN 003 485 952	Thursday, 2 April 2015	832.11		361 Ordinary shares
CBA Equities Limited ACN 003 485 952	Thursday, 2 April 2015	11,525.00		5,000 Ordinary shares
CBA Equities Limited ACN 003 485 952	Thursday, 2 April 2015	1,673.43		726 Ordinary shares
CBA Equities Limited ACN 003 485 952	Thursday, 2 April 2015	11,325.00		5,000 Ordinary shares
CBA Equities Limited ACN 003 485 952	Thursday, 2 April 2015	1,492.40		656 Ordinary shares
CBA Equities Limited ACN 003 485 952	Thursday, 2 April 2015	16,516.50		7,150 Ordinary shares
CBA Equities Limited ACN 003 485 952	Thursday, 2 April 2015	44,077.11		19,081 Ordinary shares
CBA Equities Limited ACN 003 485 952	Thursday, 2 April 2015	292.74		127 Ordinary shares
CBA Equities Limited ACN 003 485 952	Thursday, 2 April 2015	14,122.74		6,127 Ordinary shares
CBA Equities Limited ACN 003 485 952	Thursday, 2 April 2015	507.10		220 Ordinary shares

CBA Equities Limited ACN 003 485 952	Thursday, 2 April 2015	509.30		220 Ordinary shares
CBA Equities Limited ACN 003 485 952	Thursday, 2 April 2015	509.30		220 Ordinary shares
CBA Equities Limited ACN 003 485 952	Thursday, 2 April 2015	509.30		220 Ordinary shares
CBA Equities Limited ACN 003 485 952	Thursday, 2 April 2015	1,328.81		574 Ordinary shares
CBA Equities Limited ACN 003 485 952	Thursday, 2 April 2015	1,409.84		609 Ordinary shares
CBA Equities Limited ACN 003 485 952	Thursday, 2 April 2015	681.23		293 Ordinary shares
CBA Equities Limited ACN 003 485 952	Thursday, 2 April 2015	3,350.33		1,441 Ordinary shares
CBA Equities Limited ACN 003 485 952	Thursday, 2 April 2015	732.38		315 Ordinary shares
CBA Equities Limited ACN 003 485 952	Thursday, 2 April 2015	32.55		14 Ordinary shares
CBA Equities Limited ACN 003 485 952	Thursday, 2 April 2015	34.88		15 Ordinary shares
CBA Equities Limited ACN 003 485 952	Thursday, 2 April 2015	920.70		396 Ordinary shares
CBA Equities Limited ACN 003 485 952	Thursday, 2 April 2015	699.83		301 Ordinary shares
CBA Equities Limited ACN 003 485 952	Thursday, 2 April 2015	5,177.78		2,227 Ordinary shares
CBA Equities Limited ACN 003 485 952	Thursday, 2 April 2015	348.00		150 Ordinary shares
CBA Equities Limited ACN 003 485 952	Thursday, 2 April 2015	241.28		104 Ordinary shares
CBA Equities Limited ACN 003 485 952	Thursday, 2 April 2015	99.76		43 Ordinary shares
CBA Equities Limited ACN 003 485 952	Thursday, 2 April 2015	336.40		145 Ordinary shares
CBA Equities Limited ACN 003 485 952	Thursday, 2 April 2015	183.28		79 Ordinary shares
CBA Equities Limited	Thursday, 2 April 2015	1,927.92		831 Ordinary shares

ACN 003 485 952				
CBA Equities Limited ACN 003 485 952	Thursday, 2 April 2015	1,361.84		587 Ordinary shares
CBA Equities Limited ACN 003 485 952	Thursday, 2 April 2015	134.56		58 Ordinary shares
CBA Equities Limited ACN 003 485 952	Thursday, 2 April 2015	443.12		191 Ordinary shares
CBA Equities Limited ACN 003 485 952	Thursday, 2 April 2015	772.56		333 Ordinary shares
CBA Equities Limited ACN 003 485 952	Thursday, 2 April 2015	505.76		218 Ordinary shares
CBA Equities Limited ACN 003 485 952	Thursday, 2 April 2015	675.12		291 Ordinary shares
CBA Equities Limited ACN 003 485 952	Thursday, 2 April 2015	1,582.24		682 Ordinary shares
CBA Equities Limited ACN 003 485 952	Thursday, 2 April 2015	749.36		323 Ordinary shares
CBA Equities Limited ACN 003 485 952	Thursday, 2 April 2015	2.32		1 Ordinary shares
CBA Equities Limited ACN 003 485 952	Thursday, 2 April 2015	146.16		63 Ordinary shares
CBA Equities Limited ACN 003 485 952	Thursday, 2 April 2015	1,250.48		539 Ordinary shares
CBA Equities Limited ACN 003 485 952	Thursday, 2 April 2015	1,693.60		730 Ordinary shares
CBA Equities Limited ACN 003 485 952	Thursday, 2 April 2015	4.64		2 Ordinary shares
CBA Equities Limited ACN 003 485 952	Thursday, 2 April 2015	2,083.36		898 Ordinary shares
CBA Equities Limited ACN 003 485 952	Thursday, 2 April 2015	2.32		1 Ordinary shares
CBA Equities Limited ACN 003 485 952	Thursday, 2 April 2015	1,361.84		587 Ordinary shares
CBA Equities Limited ACN 003 485 952	Thursday, 2 April 2015	3,326.88		1,434 Ordinary shares
CBA Equities Limited ACN 003 485 952	Thursday, 2 April 2015	4.64		2 Ordinary shares

CBA Equities Limited ACN 003 485 952	Thursday, 2 April 2015	1,830.48		789 Ordinary shares
CBA Equities Limited ACN 003 485 952	Thursday, 2 April 2015	2,132.08		919 Ordinary shares
CBA Equities Limited ACN 003 485 952	Tuesday, 7 April 2015	1,668.96		732 Ordinary shares
CBA Equities Limited ACN 003 485 952	Tuesday, 7 April 2015	1,668.96		732 Ordinary shares
CBA Equities Limited ACN 003 485 952	Tuesday, 7 April 2015	15,020.64		6,588 Ordinary shares
CBA Equities Limited ACN 003 485 952	Tuesday, 7 April 2015	13,278.72		5,824 Ordinary shares
CBA Equities Limited ACN 003 485 952	Tuesday, 7 April 2015	29,754.00		13,050 Ordinary shares
CBA Equities Limited ACN 003 485 952	Tuesday, 7 April 2015	3,337.92		1,464 Ordinary shares
CBA Equities Limited ACN 003 485 952	Tuesday, 7 April 2015	3,337.92		1,464 Ordinary shares
CBA Equities Limited ACN 003 485 952	Tuesday, 7 April 2015	1,668.96		732 Ordinary shares
CBA Equities Limited ACN 003 485 952	Tuesday, 7 April 2015	3,068.88		1,346 Ordinary shares
CBA Equities Limited ACN 003 485 952	Tuesday, 7 April 2015	79.80		35 Ordinary shares
CBA Equities Limited ACN 003 485 952	Tuesday, 7 April 2015	18,246.84		8,003 Ordinary shares
CBA Equities Limited ACN 003 485 952	Tuesday, 7 April 2015	102.60		45 Ordinary shares
CBA Equities Limited ACN 003 485 952	Tuesday, 7 April 2015	9,918.00		4,350 Ordinary shares
CBA Equities Limited ACN 003 485 952	Tuesday, 7 April 2015	2,478.36		1,087 Ordinary shares
CBA Equities Limited ACN 003 485 952	Tuesday, 7 April 2015	232.56		102 Ordinary shares
CBA Equities Limited ACN 003 485 952	Tuesday, 7 April 2015	3,337.92		1,464 Ordinary shares
CBA Equities Limited	Tuesday, 7 April 2015	9,268.20		4,065 Ordinary shares

ACN 003 485 952				
CBA Equities Limited ACN 003 485 952	Tuesday, 7 April 2015	478.80		210 Ordinary shares
CBA Equities Limited ACN 003 485 952	Tuesday, 7 April 2015	163,507.92		71,714 Ordinary shares
CBA Equities Limited ACN 003 485 952	Tuesday, 7 April 2015	6,395.40		2,805 Ordinary shares
CBA Equities Limited ACN 003 485 952	Tuesday, 7 April 2015	16,470.72		7,224 Ordinary shares
CBA Equities Limited ACN 003 485 952	Tuesday, 7 April 2015	4,954.44		2,173 Ordinary shares
CBA Equities Limited ACN 003 485 952	Tuesday, 7 April 2015	70.68		31 Ordinary shares
CBA Equities Limited ACN 003 485 952	Tuesday, 7 April 2015	2,751.96		1,207 Ordinary shares
CBA Equities Limited ACN 003 485 952	Tuesday, 7 April 2015	3,549.96		1,557 Ordinary shares
CBA Equities Limited ACN 003 485 952	Tuesday, 7 April 2015	76,592.04		33,593 Ordinary shares
CBA Equities Limited ACN 003 485 952	Tuesday, 7 April 2015	1,368.00		600 Ordinary shares
CBA Equities Limited ACN 003 485 952	Tuesday, 7 April 2015	2,280.00		1,000 Ordinary shares
CBA Equities Limited ACN 003 485 952	Tuesday, 7 April 2015	5,415.00		2,375 Ordinary shares
CBA Equities Limited ACN 003 485 952	Tuesday, 7 April 2015	633.84		278 Ordinary shares
CBA Equities Limited ACN 003 485 952	Tuesday, 7 April 2015	4,863.24		2,133 Ordinary shares
CBA Equities Limited ACN 003 485 952	Tuesday, 7 April 2015	3,132.72		1,374 Ordinary shares
CBA Equities Limited ACN 003 485 952	Tuesday, 7 April 2015	2,131.80		935 Ordinary shares
CBA Equities Limited ACN 003 485 952	Tuesday, 7 April 2015	588.24		258 Ordinary shares
CBA Equities Limited ACN 003 485 952	Tuesday, 7 April 2015	6,386.28		2,801 Ordinary shares

CBA Equities Limited ACN 003 485 952	Tuesday, 7 April 2015	1,436.40		630 Ordinary shares
CBA Equities Limited ACN 003 485 952	Tuesday, 7 April 2015	5,415.00		2,375 Ordinary shares
CBA Equities Limited ACN 003 485 952	Tuesday, 7 April 2015	3,853.20		1,690 Ordinary shares
CBA Equities Limited ACN 003 485 952	Tuesday, 7 April 2015	6,338.40		2,780 Ordinary shares
CBA Equities Limited ACN 003 485 952	Tuesday, 7 April 2015	948.48		416 Ordinary shares
CBA Equities Limited ACN 003 485 952	Tuesday, 7 April 2015	4,876.92		2,139 Ordinary shares
CBA Equities Limited ACN 003 485 952	Tuesday, 7 April 2015	4,204.32		1,844 Ordinary shares
CBA Equities Limited ACN 003 485 952	Tuesday, 7 April 2015	10,887.00		4,775 Ordinary shares
CBA Equities Limited ACN 003 485 952	Tuesday, 14 April 2015	1,319.36		589 Ordinary shares
CBA Equities Limited ACN 003 485 952	Tuesday, 14 April 2015	4,448.64		1,986 Ordinary shares
CBA Equities Limited ACN 003 485 952	Tuesday, 14 April 2015	403.20		180 Ordinary shares
CBA Equities Limited ACN 003 485 952	Tuesday, 14 April 2015	2,730.56		1,219 Ordinary shares
CBA Equities Limited ACN 003 485 952	Tuesday, 14 April 2015	3,124.80		1,395 Ordinary shares
CBA Equities Limited ACN 003 485 952	Tuesday, 14 April 2015	4,247.04		1,896 Ordinary shares
CBA Equities Limited ACN 003 485 952	Tuesday, 14 April 2015	114.24		51 Ordinary shares
CBA Equities Limited ACN 003 485 952	Tuesday, 14 April 2015	2,248.96		1,004 Ordinary shares
CBA Equities Limited ACN 003 485 952	Tuesday, 14 April 2015	403.20		180 Ordinary shares
CBA Equities Limited ACN 003 485 952	Tuesday, 14 April 2015	1,342.51		598 Ordinary shares
CBA Equities Limited	Tuesday, 14 April 2015	803.71		358 Ordinary shares

ACN 003 485 952				
CBA Equities Limited ACN 003 485 952	Tuesday, 14 April 2015	536.56		239 Ordinary shares
CBA Equities Limited ACN 003 485 952	Tuesday, 14 April 2015	3,149.44		1,406 Ordinary shares
CBA Equities Limited ACN 003 485 952	Tuesday, 14 April 2015	112.25		50 Ordinary shares
CBA Equities Limited ACN 003 485 952	Tuesday, 14 April 2015	2,732.80		1,220 Ordinary shares
CBA Equities Limited ACN 003 485 952	Tuesday, 14 April 2015	2,069.89		922 Ordinary shares
CBA Equities Limited ACN 003 485 952	Tuesday, 14 April 2015	68,719.45		30,610 Ordinary shares
CBA Equities Limited ACN 003 485 952	Tuesday, 14 April 2015	2,275.84		1,016 Ordinary shares
CBA Equities Limited ACN 003 485 952	Tuesday, 14 April 2015	12,931.20		5,760 Ordinary shares
CBA Equities Limited ACN 003 485 952	Tuesday, 14 April 2015	2,746.24		1,226 Ordinary shares
CBA Equities Limited ACN 003 485 952	Tuesday, 14 April 2015	2,248.96		1,004 Ordinary shares
CBA Equities Limited ACN 003 485 952	Tuesday, 14 April 2015	1,153.60		515 Ordinary shares
CBA Equities Limited ACN 003 485 952	Tuesday, 14 April 2015	1,674.77		746 Ordinary shares
CBA Equities Limited ACN 003 485 952	Tuesday, 14 April 2015	4,292.44		1,912 Ordinary shares
CBA Equities Limited ACN 003 485 952	Tuesday, 14 April 2015	2,880.64		1,286 Ordinary shares
CBA Equities Limited ACN 003 485 952	Tuesday, 14 April 2015	3,304.00		1,475 Ordinary shares
CBA Equities Limited ACN 003 485 952	Tuesday, 14 April 2015	403.20		180 Ordinary shares
CBA Equities Limited ACN 003 485 952	Tuesday, 14 April 2015	2,880.64		1,286 Ordinary shares
CBA Equities Limited ACN 003 485 952	Tuesday, 14 April 2015	3,362.24		1,501 Ordinary shares

CBA Equities Limited ACN 003 485 952	Tuesday, 14 April 2015	2,387.84		1,066 Ordinary shares
CBA Equities Limited ACN 003 485 952	Tuesday, 14 April 2015	16,994.25		7,553 Ordinary shares
CBA Equities Limited ACN 003 485 952	Tuesday, 14 April 2015	16,755.75		7,447 Ordinary shares
CBA Equities Limited ACN 003 485 952	Tuesday, 14 April 2015	2,882.88		1,287 Ordinary shares
CBA Equities Limited ACN 003 485 952	Tuesday, 14 April 2015	2,343.04		1,046 Ordinary shares
CBA Equities Limited ACN 003 485 952	Tuesday, 14 April 2015	2,882.88		1,287 Ordinary shares
CBA Equities Limited ACN 003 485 952	Tuesday, 14 April 2015	3,297.28		1,472 Ordinary shares
CBA Equities Limited ACN 003 485 952	Tuesday, 14 April 2015	2,864.96		1,279 Ordinary shares
CBA Equities Limited ACN 003 485 952	Tuesday, 14 April 2015	2,864.96		1,279 Ordinary shares
CBA Equities Limited ACN 003 485 952	Tuesday, 14 April 2015	12,123.00		5,400 Ordinary shares
CBA Equities Limited ACN 003 485 952	Tuesday, 14 April 2015	403.20		180 Ordinary shares
CBA Equities Limited ACN 003 485 952	Tuesday, 14 April 2015	2,367.68		1,057 Ordinary shares
CBA Equities Limited ACN 003 485 952	Tuesday, 14 April 2015	3,254.72		1,453 Ordinary shares
CBA Equities Limited ACN 003 485 952	Tuesday, 14 April 2015	2,867.20		1,280 Ordinary shares
CBA Equities Limited ACN 003 485 952	Tuesday, 14 April 2015	2,907.52		1,298 Ordinary shares
CBA Equities Limited ACN 003 485 952	Tuesday, 14 April 2015	450,000.00		200,000 Ordinary shares
CBA Equities Limited ACN 003 485 952	Tuesday, 14 April 2015	2,322.88		1,037 Ordinary shares
CBA Equities Limited ACN 003 485 952	Tuesday, 14 April 2015	2,905.28		1,297 Ordinary shares
CBA Equities Limited	Tuesday, 14 April 2015	2,907.52		1,298 Ordinary shares

ACN 003 485 952				
CBA Equities Limited ACN 003 485 952	Tuesday, 14 April 2015	2,907.52		1,298 Ordinary shares
CBA Equities Limited ACN 003 485 952	Tuesday, 14 April 2015	2,905.28		1,297 Ordinary shares
CBA Equities Limited ACN 003 485 952	Tuesday, 14 April 2015	1,391.04		621 Ordinary shares
CBA Equities Limited ACN 003 485 952	Tuesday, 14 April 2015	29,135.25		12,949 Ordinary shares
CBA Equities Limited ACN 003 485 952	Tuesday, 14 April 2015	1,030.50		458 Ordinary shares
CBA Equities Limited ACN 003 485 952	Tuesday, 14 April 2015	9,810.36		4,284 Ordinary shares
CBA Equities Limited ACN 003 485 952	Tuesday, 14 April 2015	25,148.78		10,982 Ordinary shares
CBA Equities Limited ACN 003 485 952	Tuesday, 14 April 2015	9,645.48		4,212 Ordinary shares
CBA Equities Limited ACN 003 485 952	Tuesday, 14 April 2015	22,900.00		10,000 Ordinary shares
CBA Equities Limited ACN 003 485 952	Tuesday, 14 April 2015	22,380.17		9,773 Ordinary shares
CBA Equities Limited ACN 003 485 952	Tuesday, 14 April 2015	2,301.00		1,007 Ordinary shares
CBA Equities Limited ACN 003 485 952	Tuesday, 14 April 2015	1,517.24		664 Ordinary shares
CBA Equities Limited ACN 003 485 952	Tuesday, 14 April 2015	11,425.00		5,000 Ordinary shares
CBA Equities Limited ACN 003 485 952	Tuesday, 14 April 2015	603.24		264 Ordinary shares
CBA Equities Limited ACN 003 485 952	Tuesday, 14 April 2015	1,295.60		567 Ordinary shares
CBA Equities Limited ACN 003 485 952	Tuesday, 14 April 2015	19,847.51		8,686 Ordinary shares
CBA Equities Limited ACN 003 485 952	Tuesday, 14 April 2015	2,406.11		1,053 Ordinary shares
CBA Equities Limited ACN 003 485 952	Tuesday, 14 April 2015	4,437.47		1,942 Ordinary shares

CBA Equities Limited ACN 003 485 952	Tuesday, 14 April 2015	19,534.47		8,549 Ordinary shares
CBA Equities Limited ACN 003 485 952	Tuesday, 14 April 2015	1,574.37		689 Ordinary shares
CBA Equities Limited ACN 003 485 952	Tuesday, 14 April 2015	1,768.59		774 Ordinary shares
CBA Equities Limited ACN 003 485 952	Tuesday, 14 April 2015	3,667.43		1,605 Ordinary shares
CBA Equities Limited ACN 003 485 952	Tuesday, 14 April 2015	1,896.55		830 Ordinary shares
CBA Equities Limited ACN 003 485 952	Tuesday, 14 April 2015	1,366.43		598 Ordinary shares
CBA Equities Limited ACN 003 485 952	Tuesday, 14 April 2015	1,770.88		775 Ordinary shares
CBA Equities Limited ACN 003 485 952	Tuesday, 14 April 2015	2,837.97		1,242 Ordinary shares
CBA Equities Limited ACN 003 485 952	Tuesday, 14 April 2015	757.35		330 Ordinary shares
CBA Equities Limited ACN 003 485 952	Tuesday, 14 April 2015	23,028.03		10,034 Ordinary shares
CBA Equities Limited ACN 003 485 952	Tuesday, 14 April 2015	1,774.03		773 Ordinary shares
CBA Equities Limited ACN 003 485 952	Tuesday, 14 April 2015	10,598.31		4,618 Ordinary shares
CBA Equities Limited ACN 003 485 952	Tuesday, 14 April 2015	387.85		169 Ordinary shares
CBA Equities Limited ACN 003 485 952	Tuesday, 14 April 2015	23,356.22		10,177 Ordinary shares
CBA Equities Limited ACN 003 485 952	Tuesday, 14 April 2015	1,007.51		439 Ordinary shares
CBA Equities Limited ACN 003 485 952	Tuesday, 14 April 2015	16,155.00		7,180 Ordinary shares
CBA Equities Limited ACN 003 485 952	Tuesday, 14 April 2015	2,250.00		1,000 Ordinary shares
CBA Equities Limited ACN 003 485 952	Tuesday, 14 April 2015	1,534.50		682 Ordinary shares
CBA Equities Limited	Tuesday, 14 April 2015	2,758.50		1,226 Ordinary shares

ACN 003 485 952				
CBA Equities Limited ACN 003 485 952	Tuesday, 14 April 2015	112.50		50 Ordinary shares
CBA Equities Limited ACN 003 485 952	Tuesday, 14 April 2015	8,068.50		3,586 Ordinary shares
CBA Equities Limited ACN 003 485 952	Tuesday, 14 April 2015	1,660.50		738 Ordinary shares
CBA Equities Limited ACN 003 485 952	Tuesday, 14 April 2015	40.50		18 Ordinary shares
CBA Equities Limited ACN 003 485 952	Tuesday, 14 April 2015	1,350.00		600 Ordinary shares
CBA Equities Limited ACN 003 485 952	Tuesday, 14 April 2015	384.75		171 Ordinary shares
CBA Equities Limited ACN 003 485 952	Tuesday, 14 April 2015	1,849.50		822 Ordinary shares
CBA Equities Limited ACN 003 485 952	Tuesday, 14 April 2015	14,683.50		6,526 Ordinary shares
CBA Equities Limited ACN 003 485 952	Tuesday, 14 April 2015	13,734.00		6,104 Ordinary shares
CBA Equities Limited ACN 003 485 952	Tuesday, 14 April 2015	10,827.00		4,812 Ordinary shares
CBA Equities Limited ACN 003 485 952	Wednesday, 15 April 2015	2,740.56		1,202 Ordinary shares
CBA Equities Limited ACN 003 485 952	Wednesday, 15 April 2015	1,044.24		458 Ordinary shares
CBA Equities Limited ACN 003 485 952	Wednesday, 15 April 2015	19,015.20		8,340 Ordinary shares
CBA Equities Limited ACN 003 485 952	Wednesday, 15 April 2015	779.16		344 Ordinary shares
CBA Equities Limited ACN 003 485 952	Wednesday, 15 April 2015	2,029.44		896 Ordinary shares
CBA Equities Limited ACN 003 485 952	Wednesday, 15 April 2015	813.13		359 Ordinary shares
CBA Equities Limited ACN 003 485 952	Wednesday, 15 April 2015	810.87		358 Ordinary shares
CBA Equities Limited ACN 003 485 952	Wednesday, 15 April 2015	806.34		356 Ordinary shares

CBA Equities Limited ACN 003 485 952	Wednesday, 15 April 2015	697.62		308 Ordinary shares
CBA Equities Limited ACN 003 485 952	Wednesday, 15 April 2015	810.87		358 Ordinary shares
CBA Equities Limited ACN 003 485 952	Wednesday, 15 April 2015	810.87		358 Ordinary shares
CBA Equities Limited ACN 003 485 952	Wednesday, 15 April 2015	813.13		359 Ordinary shares
CBA Equities Limited ACN 003 485 952	Wednesday, 15 April 2015	779.16		344 Ordinary shares
CBA Equities Limited ACN 003 485 952	Wednesday, 15 April 2015	1,503.96		664 Ordinary shares
CBA Equities Limited ACN 003 485 952	Wednesday, 15 April 2015	1,698.75		750 Ordinary shares
CBA Equities Limited ACN 003 485 952	Wednesday, 15 April 2015	22.65		10 Ordinary shares
CBA Equities Limited ACN 003 485 952	Wednesday, 15 April 2015	4,995.90		2,196 Ordinary shares
CBA Equities Limited ACN 003 485 952	Wednesday, 15 April 2015	3,676.40		1,616 Ordinary shares
CBA Equities Limited ACN 003 485 952	Wednesday, 15 April 2015	594.74		262 Ordinary shares
CBA Equities Limited ACN 003 485 952	Wednesday, 15 April 2015	13,787.98		6,074 Ordinary shares
CBA Equities Limited ACN 003 485 952	Wednesday, 15 April 2015	3,643.35		1,605 Ordinary shares
CBA Equities Limited ACN 003 485 952	Wednesday, 15 April 2015	10,507.83		4,629 Ordinary shares
CBA Equities Limited ACN 003 485 952	Wednesday, 15 April 2015	16,866.10		7,430 Ordinary shares
CBA Equities Limited ACN 003 485 952	Wednesday, 15 April 2015	273.46		121 Ordinary shares
CBA Equities Limited ACN 003 485 952	Wednesday, 15 April 2015	228.26		101 Ordinary shares
CBA Equities Limited ACN 003 485 952	Wednesday, 15 April 2015	239.56		106 Ordinary shares
CBA Equities Limited	Wednesday, 15 April	167.24		74 Ordinary shares

ACN 003 485 952	2015			
CBA Equities Limited ACN 003 485 952	Wednesday, 15 April 2015	253.12		112 Ordinary shares
CBA Equities Limited ACN 003 485 952	Wednesday, 15 April 2015	4,294.00		1,900 Ordinary shares
CBA Equities Limited ACN 003 485 952	Wednesday, 15 April 2015	420.36		186 Ordinary shares
CBA Equities Limited ACN 003 485 952	Wednesday, 15 April 2015	1,120.96		496 Ordinary shares
CBA Equities Limited ACN 003 485 952	Wednesday, 15 April 2015	13.56		6 Ordinary shares
CBA Equities Limited ACN 003 485 952	Wednesday, 15 April 2015	262.16		116 Ordinary shares
CBA Equities Limited ACN 003 485 952	Wednesday, 15 April 2015	264.42		117 Ordinary shares
CBA Equities Limited ACN 003 485 952	Wednesday, 15 April 2015	14,820.00		6,500 Ordinary shares
CBA Equities Limited ACN 003 485 952	Wednesday, 15 April 2015	18,275.08		8,033 Ordinary shares
CBA Equities Limited ACN 003 485 952	Wednesday, 15 April 2015	15,849.92		6,967 Ordinary shares
CBA Equities Limited ACN 003 485 952	Wednesday, 15 April 2015	1,258.08		553 Ordinary shares
CBA Equities Limited ACN 003 485 952	Wednesday, 15 April 2015	109.20		48 Ordinary shares
CBA Equities Limited ACN 003 485 952	Wednesday, 15 April 2015	809.90		356 Ordinary shares
CBA Equities Limited ACN 003 485 952	Wednesday, 15 April 2015	70.52		31 Ordinary shares
CBA Equities Limited ACN 003 485 952	Wednesday, 15 April 2015	814.45		358 Ordinary shares
CBA Equities Limited ACN 003 485 952	Wednesday, 15 April 2015	70.52		31 Ordinary shares
CBA Equities Limited ACN 003 485 952	Wednesday, 15 April 2015	814.45		358 Ordinary shares
CBA Equities Limited ACN 003 485 952	Wednesday, 15 April 2015	156.97		69 Ordinary shares

CBA Equities Limited ACN 003 485 952	Wednesday, 15 April 2015	823.55		362 Ordinary shares
CBA Equities Limited ACN 003 485 952	Wednesday, 15 April 2015	193.38		85 Ordinary shares
CBA Equities Limited ACN 003 485 952	Wednesday, 15 April 2015	88.72		39 Ordinary shares
CBA Equities Limited ACN 003 485 952	Wednesday, 15 April 2015	5,432.70		2,388 Ordinary shares
CBA Equities Limited ACN 003 485 952	Wednesday, 15 April 2015	552.82		243 Ordinary shares
CBA Equities Limited ACN 003 485 952	Wednesday, 15 April 2015	86.45		38 Ordinary shares
CBA Equities Limited ACN 003 485 952	Wednesday, 15 April 2015	2.27		1 Ordinary shares
CBA Equities Limited ACN 003 485 952	Wednesday, 15 April 2015	4,042.67		1,777 Ordinary shares
CBA Equities Limited ACN 003 485 952	Wednesday, 15 April 2015	3,328.32		1,463 Ordinary shares
CBA Equities Limited ACN 003 485 952	Wednesday, 15 April 2015	1,169.35		514 Ordinary shares
CBA Equities Limited ACN 003 485 952	Wednesday, 15 April 2015	379.93		167 Ordinary shares
CBA Equities Limited ACN 003 485 952	Wednesday, 15 April 2015	1,517.43		667 Ordinary shares
CBA Equities Limited ACN 003 485 952	Wednesday, 15 April 2015	207.03		91 Ordinary shares
CBA Equities Limited ACN 003 485 952	Wednesday, 15 April 2015	846.30		372 Ordinary shares
CBA Equities Limited ACN 003 485 952	Wednesday, 15 April 2015	600.60		264 Ordinary shares
CBA Equities Limited ACN 003 485 952	Wednesday, 15 April 2015	282.10		124 Ordinary shares
CBA Equities Limited ACN 003 485 952	Wednesday, 15 April 2015	2,826.15		1,245 Ordinary shares
CBA Equities Limited ACN 003 485 952	Wednesday, 15 April 2015	14,210.20		6,260 Ordinary shares
CBA Equities Limited	Wednesday, 15 April	14,061.12		6,208 Ordinary shares

ACN 003 485 952	2015			
CBA Equities Limited ACN 003 485 952	Wednesday, 15 April 2015	792.75		350 Ordinary shares
CBA Equities Limited ACN 003 485 952	Wednesday, 15 April 2015	99.66		44 Ordinary shares
CBA Equities Limited ACN 003 485 952	Wednesday, 15 April 2015	95.13		42 Ordinary shares
CBA Equities Limited ACN 003 485 952	Wednesday, 15 April 2015	160.82		71 Ordinary shares
CBA Equities Limited ACN 003 485 952	Wednesday, 15 April 2015	33.98		15 Ordinary shares
CBA Equities Limited ACN 003 485 952	Wednesday, 15 April 2015	192.53		85 Ordinary shares
CBA Equities Limited ACN 003 485 952	Wednesday, 15 April 2015	11,984.78		5,303 Ordinary shares
CBA Equities Limited ACN 003 485 952	Wednesday, 15 April 2015	2,049.82		907 Ordinary shares
CBA Equities Limited ACN 003 485 952	Wednesday, 15 April 2015	1,444.14		639 Ordinary shares
CBA Equities Limited ACN 003 485 952	Wednesday, 15 April 2015	110.74		49 Ordinary shares
CBA Equities Limited ACN 003 485 952	Wednesday, 15 April 2015	1,561.66		691 Ordinary shares
CBA Equities Limited ACN 003 485 952	Wednesday, 15 April 2015	2,260.00		1,000 Ordinary shares
CBA Equities Limited ACN 003 485 952	Wednesday, 15 April 2015	1,430.58		633 Ordinary shares
CBA Equities Limited ACN 003 485 952	Wednesday, 15 April 2015	4,689.50		2,075 Ordinary shares
CBA Equities Limited ACN 003 485 952	Wednesday, 15 April 2015	586.95		258 Ordinary shares
CBA Equities Limited ACN 003 485 952	Wednesday, 15 April 2015	586.95		258 Ordinary shares
CBA Equities Limited ACN 003 485 952	Wednesday, 15 April 2015	586.95		258 Ordinary shares
CBA Equities Limited ACN 003 485 952	Wednesday, 15 April 2015	200.20		88 Ordinary shares

CBA Equities Limited ACN 003 485 952	Wednesday, 15 April 2015	2,202.20		968 Ordinary shares
CBA Equities Limited ACN 003 485 952	Wednesday, 15 April 2015	17,137.50		7,500 Ordinary shares
CBA Equities Limited ACN 003 485 952	Wednesday, 15 April 2015	11,187.36		4,896 Ordinary shares
CBA Equities Limited ACN 003 485 952	Wednesday, 15 April 2015	22,800.00		10,000 Ordinary shares
CBA Equities Limited ACN 003 485 952	Wednesday, 15 April 2015	9,759.89		4,309 Ordinary shares
CBA Equities Limited ACN 003 485 952	Wednesday, 15 April 2015	167.61		74 Ordinary shares
CBA Equities Limited ACN 003 485 952	Wednesday, 15 April 2015	1,657.98		732 Ordinary shares
CBA Equities Limited ACN 003 485 952	Wednesday, 15 April 2015	339.75		150 Ordinary shares
CBA Equities Limited ACN 003 485 952	Wednesday, 15 April 2015	323.90		143 Ordinary shares
CBA Equities Limited ACN 003 485 952	Wednesday, 15 April 2015	409.97		181 Ordinary shares
CBA Equities Limited ACN 003 485 952	Wednesday, 15 April 2015	423.56		187 Ordinary shares
CBA Equities Limited ACN 003 485 952	Wednesday, 15 April 2015	453.00		200 Ordinary shares
CBA Equities Limited ACN 003 485 952	Wednesday, 15 April 2015	400.91		177 Ordinary shares
CBA Equities Limited ACN 003 485 952	Wednesday, 15 April 2015	939.98		415 Ordinary shares
CBA Equities Limited ACN 003 485 952	Wednesday, 15 April 2015	319.37		141 Ordinary shares
CBA Equities Limited ACN 003 485 952	Wednesday, 15 April 2015	1,386.18		612 Ordinary shares
CBA Equities Limited ACN 003 485 952	Wednesday, 15 April 2015	1,078.14		476 Ordinary shares
CBA Equities Limited ACN 003 485 952	Wednesday, 15 April 2015	505.10		223 Ordinary shares
CBA Equities Limited	Wednesday, 15 April	287.66		127 Ordinary shares

ACN 003 485 952	2015			
CBA Equities Limited ACN 003 485 952	Wednesday, 15 April 2015	6.79		3 Ordinary shares
CBA Equities Limited ACN 003 485 952	Wednesday, 15 April 2015	58.89		26 Ordinary shares
CBA Equities Limited ACN 003 485 952	Wednesday, 15 April 2015	459.80		203 Ordinary shares
CBA Equities Limited ACN 003 485 952	Wednesday, 15 April 2015	276.33		122 Ordinary shares
CBA Equities Limited ACN 003 485 952	Wednesday, 15 April 2015	56.63		25 Ordinary shares
CBA Equities Limited ACN 003 485 952	Wednesday, 15 April 2015	276.33		122 Ordinary shares
CBA Equities Limited ACN 003 485 952	Wednesday, 15 April 2015	468.86		207 Ordinary shares
CBA Equities Limited ACN 003 485 952	Wednesday, 15 April 2015	40.77		18 Ordinary shares
CBA Equities Limited ACN 003 485 952	Wednesday, 15 April 2015	3,080.40		1,360 Ordinary shares
CBA Equities Limited ACN 003 485 952	Wednesday, 15 April 2015	72.48		32 Ordinary shares
CBA Equities Limited ACN 003 485 952	Wednesday, 15 April 2015	898.63		395 Ordinary shares
CBA Equities Limited ACN 003 485 952	Wednesday, 15 April 2015	814.45		358 Ordinary shares
CBA Equities Limited ACN 003 485 952	Wednesday, 15 April 2015	814.45		358 Ordinary shares
CBA Equities Limited ACN 003 485 952	Wednesday, 15 April 2015	816.73		359 Ordinary shares
CBA Equities Limited ACN 003 485 952	Wednesday, 15 April 2015	814.45		358 Ordinary shares
CBA Equities Limited ACN 003 485 952	Wednesday, 15 April 2015	1,421.88		625 Ordinary shares
CBA Equities Limited ACN 003 485 952	Wednesday, 15 April 2015	1,628.90		716 Ordinary shares
CBA Equities Limited ACN 003 485 952	Wednesday, 15 April 2015	2,798.25		1,230 Ordinary shares

CBA Equities Limited ACN 003 485 952	Wednesday, 15 April 2015	816.73		359 Ordinary shares
CBA Equities Limited ACN 003 485 952	Wednesday, 15 April 2015	4,313.40		1,896 Ordinary shares
CBA Equities Limited ACN 003 485 952	Wednesday, 15 April 2015	1,345.41		594 Ordinary shares
CBA Equities Limited ACN 003 485 952	Wednesday, 15 April 2015	541.34		239 Ordinary shares
CBA Equities Limited ACN 003 485 952	Wednesday, 15 April 2015	1,080.41		477 Ordinary shares
CBA Equities Limited ACN 003 485 952	Wednesday, 15 April 2015	1,768.97		781 Ordinary shares
CBA Equities Limited ACN 003 485 952	Wednesday, 15 April 2015	1,802.94		796 Ordinary shares
CBA Equities Limited ACN 003 485 952	Wednesday, 15 April 2015	7,870.09		3,467 Ordinary shares
CBA Equities Limited ACN 003 485 952	Wednesday, 15 April 2015	15,106.85		6,655 Ordinary shares
CBA Equities Limited ACN 003 485 952	Wednesday, 15 April 2015	22,650.00		10,000 Ordinary shares
CBA Equities Limited ACN 003 485 952	Wednesday, 15 April 2015	49.72		22 Ordinary shares
CBA Equities Limited ACN 003 485 952	Wednesday, 15 April 2015	1,073.61		474 Ordinary shares
CBA Equities Limited ACN 003 485 952	Wednesday, 15 April 2015	588.90		260 Ordinary shares
CBA Equities Limited ACN 003 485 952	Wednesday, 15 April 2015	1,250.28		552 Ordinary shares
CBA Equities Limited ACN 003 485 952	Wednesday, 15 April 2015	1,250.28		552 Ordinary shares
CBA Equities Limited ACN 003 485 952	Wednesday, 15 April 2015	1,250.28		552 Ordinary shares
CBA Equities Limited ACN 003 485 952	Wednesday, 15 April 2015	421.29		186 Ordinary shares
CBA Equities Limited ACN 003 485 952	Wednesday, 15 April 2015	1,515.29		669 Ordinary shares
CBA Equities Limited	Wednesday, 15 April	1,574.18		695 Ordinary shares

ACN 003 485 952	2015			
CBA Equities Limited ACN 003 485 952	Wednesday, 15 April 2015	3,397.50		1,500 Ordinary shares
CBA Equities Limited ACN 003 485 952	Wednesday, 15 April 2015	1,893.54		836 Ordinary shares
CBA Equities Limited ACN 003 485 952	Wednesday, 15 April 2015	2,391.84		1,056 Ordinary shares
CBA Equities Limited ACN 003 485 952	Wednesday, 15 April 2015	810.87		358 Ordinary shares
CBA Equities Limited ACN 003 485 952	Wednesday, 15 April 2015	813.13		359 Ordinary shares
CBA Equities Limited ACN 003 485 952	Wednesday, 15 April 2015	1,488.11		657 Ordinary shares
CBA Equities Limited ACN 003 485 952	Wednesday, 15 April 2015	810.87		358 Ordinary shares
CBA Equities Limited ACN 003 485 952	Wednesday, 15 April 2015	2,090.60		923 Ordinary shares
CBA Equities Limited ACN 003 485 952	Wednesday, 15 April 2015	810.87		358 Ordinary shares
CBA Equities Limited ACN 003 485 952	Wednesday, 15 April 2015	801.81		354 Ordinary shares
CBA Equities Limited ACN 003 485 952	Wednesday, 15 April 2015	1,490.37		658 Ordinary shares
CBA Equities Limited ACN 003 485 952	Wednesday, 15 April 2015	878.82		388 Ordinary shares
CBA Equities Limited ACN 003 485 952	Wednesday, 15 April 2015	266.68		118 Ordinary shares
CBA Equities Limited ACN 003 485 952	Wednesday, 15 April 2015	1,087.06		481 Ordinary shares
CBA Equities Limited ACN 003 485 952	Wednesday, 15 April 2015	113.00		50 Ordinary shares
CBA Equities Limited ACN 003 485 952	Wednesday, 15 April 2015	2,705.22		1,197 Ordinary shares
CBA Equities Limited ACN 003 485 952	Wednesday, 15 April 2015	207.92		92 Ordinary shares
CBA Equities Limited ACN 003 485 952	Wednesday, 15 April 2015	833.94		369 Ordinary shares

CBA Equities Limited ACN 003 485 952	Wednesday, 15 April 2015	635.06		281 Ordinary shares
CBA Equities Limited ACN 003 485 952	Wednesday, 15 April 2015	2,793.70		1,228 Ordinary shares
CBA Equities Limited ACN 003 485 952	Wednesday, 15 April 2015	532.35		234 Ordinary shares
CBA Equities Limited ACN 003 485 952	Wednesday, 15 April 2015	541.45		238 Ordinary shares
CBA Equities Limited ACN 003 485 952	Wednesday, 15 April 2015	543.73		239 Ordinary shares
CBA Equities Limited ACN 003 485 952	Wednesday, 15 April 2015	2,372.82		1,043 Ordinary shares
CBA Equities Limited ACN 003 485 952	Wednesday, 15 April 2015	816.73		359 Ordinary shares
CBA Equities Limited ACN 003 485 952	Wednesday, 15 April 2015	2,345.53		1,031 Ordinary shares
CBA Equities Limited ACN 003 485 952	Wednesday, 15 April 2015	814.45		358 Ordinary shares
CBA Equities Limited ACN 003 485 952	Wednesday, 15 April 2015	543.73		239 Ordinary shares
CBA Equities Limited ACN 003 485 952	Wednesday, 15 April 2015	541.34		239 Ordinary shares
CBA Equities Limited ACN 003 485 952	Wednesday, 15 April 2015	26,269.42		11,547 Ordinary shares
CBA Equities Limited ACN 003 485 952	Wednesday, 15 April 2015	1,768.97		781 Ordinary shares
CBA Equities Limited ACN 003 485 952	Wednesday, 15 April 2015	106.46		47 Ordinary shares
CBA Equities Limited ACN 003 485 952	Thursday, 16 April 2015	1,909.40		843 Ordinary shares
CBA Equities Limited ACN 003 485 952	Thursday, 16 April 2015	33,132.71		14,693 Ordinary shares
CBA Equities Limited ACN 003 485 952	Thursday, 16 April 2015	1,993.42		884 Ordinary shares
CBA Equities Limited ACN 003 485 952	Thursday, 16 April 2015	54,381.58		24,116 Ordinary shares
CBA Equities Limited	Thursday, 16 April 2015	56,375.00		25,000 Ordinary shares

ACN 003 485 952				
CBA Equities Limited ACN 003 485 952	Thursday, 16 April 2015	87.56		39 Ordinary shares
CBA Equities Limited ACN 003 485 952	Thursday, 16 April 2015	25,179.92		11,216 Ordinary shares
CBA Equities Limited ACN 003 485 952	Thursday, 16 April 2015	25,179.92		11,216 Ordinary shares
CBA Equities Limited ACN 003 485 952	Thursday, 16 April 2015	25,179.92		11,216 Ordinary shares
CBA Equities Limited ACN 003 485 952	Thursday, 16 April 2015	25,179.92		11,216 Ordinary shares
CBA Equities Limited ACN 003 485 952	Thursday, 16 April 2015	6,423.54		2,836 Ordinary shares
CBA Equities Limited ACN 003 485 952	Thursday, 16 April 2015	5,096.25		2,250 Ordinary shares
CBA Equities Limited ACN 003 485 952	Thursday, 16 April 2015	1,637.60		723 Ordinary shares
CBA Equities Limited ACN 003 485 952	Thursday, 16 April 2015	30,233.22		13,348 Ordinary shares
CBA Equities Limited ACN 003 485 952	Thursday, 16 April 2015	53,698.62		23,708 Ordinary shares
CBA Equities Limited ACN 003 485 952	Thursday, 16 April 2015	14,251.38		6,292 Ordinary shares
CBA Equities Limited ACN 003 485 952	Thursday, 16 April 2015	4,706.18		2,087 Ordinary shares
CBA Equities Limited ACN 003 485 952	Thursday, 16 April 2015	4,706.18		2,087 Ordinary shares
CBA Equities Limited ACN 003 485 952	Thursday, 16 April 2015	4,706.18		2,087 Ordinary shares
CBA Equities Limited ACN 003 485 952	Thursday, 16 April 2015	1,573.99		698 Ordinary shares
CBA Equities Limited ACN 003 485 952	Thursday, 16 April 2015	611.11		271 Ordinary shares
CBA Equities Limited ACN 003 485 952	Thursday, 16 April 2015	15,854.90		7,031 Ordinary shares
CBA Equities Limited ACN 003 485 952	Thursday, 16 April 2015	5,696.13		2,526 Ordinary shares

CBA Equities Limited ACN 003 485 952	Thursday, 16 April 2015	40,562.94		17,988 Ordinary shares
CBA Equities Limited ACN 003 485 952	Thursday, 16 April 2015	1,199.66		532 Ordinary shares
CBA Equities Limited ACN 003 485 952	Thursday, 16 April 2015	13.47		6 Ordinary shares
CBA Equities Limited ACN 003 485 952	Thursday, 16 April 2015	25,179.92		11,216 Ordinary shares
CBA Equities Limited ACN 003 485 952	Thursday, 16 April 2015	25,179.92		11,216 Ordinary shares
CBA Equities Limited ACN 003 485 952	Friday, 17 April 2015	30,634.24		13,676 Ordinary shares
CBA Equities Limited ACN 003 485 952	Friday, 17 April 2015	23,381.12		10,438 Ordinary shares
CBA Equities Limited ACN 003 485 952	Friday, 17 April 2015	57,181.50		25,414 Ordinary shares
CBA Equities Limited ACN 003 485 952	Friday, 17 April 2015	3,628.80		1,620 Ordinary shares
CBA Equities Limited ACN 003 485 952	Friday, 17 April 2015	15,478.40		6,910 Ordinary shares
CBA Equities Limited ACN 003 485 952	Friday, 17 April 2015	37,894.08		16,917 Ordinary shares
CBA Equities Limited ACN 003 485 952	Thursday, 7 May 2015	4,080.00		2,000 Ordinary shares
CBA Equities Limited ACN 003 485 952	Thursday, 7 May 2015	9,180.00		4,500 Ordinary shares
CBA Equities Limited ACN 003 485 952	Thursday, 7 May 2015	4,488.00		2,200 Ordinary shares
CBA Equities Limited ACN 003 485 952	Thursday, 7 May 2015	491.64		241 Ordinary shares
CBA Equities Limited ACN 003 485 952	Thursday, 7 May 2015	13,506.84		6,621 Ordinary shares
CBA Equities Limited ACN 003 485 952	Thursday, 7 May 2015	10,200.00		5,000 Ordinary shares
CBA Equities Limited ACN 003 485 952	Thursday, 7 May 2015	4,090.20		2,005 Ordinary shares
CBA Equities Limited	Thursday, 7 May 2015	408.00		200 Ordinary shares

ACN 003 485 952				
CBA Equities Limited ACN 003 485 952	Thursday, 7 May 2015	34,021.08		16,677 Ordinary shares
CBA Equities Limited ACN 003 485 952	Thursday, 7 May 2015	40.80		20 Ordinary shares
CBA Equities Limited ACN 003 485 952	Thursday, 7 May 2015	21,493.44		10,536 Ordinary shares
CBA Equities Limited ACN 003 485 952	Thursday, 7 May 2015	4.08		2 Ordinary shares
CBA Equities Limited ACN 003 485 952	Thursday, 7 May 2015	13,327.32		6,533 Ordinary shares
CBA Equities Limited ACN 003 485 952	Thursday, 7 May 2015	7,966.20		3,905 Ordinary shares
CBA Equities Limited ACN 003 485 952	Thursday, 7 May 2015	496.46		241 Ordinary shares
CBA Equities Limited ACN 003 485 952	Thursday, 7 May 2015	310,500.00		150,000 Ordinary shares
CBA Equities Limited ACN 003 485 952	Thursday, 7 May 2015	4,080.00		2,000 Ordinary shares
CBA Equities Limited ACN 003 485 952	Thursday, 7 May 2015	209,500.00		100,000 Ordinary shares
CBA Equities Limited ACN 003 485 952	Thursday, 7 May 2015	311,250.00		150,000 Ordinary shares
CBA Equities Limited ACN 003 485 952	Thursday, 7 May 2015	873.12		428 Ordinary shares
CBA Equities Limited ACN 003 485 952	Thursday, 7 May 2015	42.84		21 Ordinary shares
CBA Equities Limited ACN 003 485 952	Thursday, 7 May 2015	2.04		1 Ordinary shares
CBA Equities Limited ACN 003 485 952	Thursday, 7 May 2015	5,100.00		2,500 Ordinary shares
CBA Equities Limited ACN 003 485 952	Thursday, 7 May 2015	340.68		167 Ordinary shares
CBA Equities Limited ACN 003 485 952	Thursday, 7 May 2015	18.36		9 Ordinary shares
CBA Equities Limited ACN 003 485 952	Thursday, 7 May 2015	4.08		2 Ordinary shares

CBA Equities Limited ACN 003 485 952	Thursday, 7 May 2015	2.04		1 Ordinary shares
CBA Equities Limited ACN 003 485 952	Thursday, 7 May 2015	3,402.88		1,664 Ordinary shares
CBA Equities Limited ACN 003 485 952	Thursday, 7 May 2015	754.80		370 Ordinary shares
CBA Equities Limited ACN 003 485 952	Monday, 11 May 2015	59.92		28 Ordinary shares
CBA Equities Limited ACN 003 485 952	Monday, 11 May 2015	1,780.48		832 Ordinary shares
CBA Equities Limited ACN 003 485 952	Monday, 11 May 2015	261.08		122 Ordinary shares
CBA Equities Limited ACN 003 485 952	Monday, 11 May 2015	25.68		12 Ordinary shares
CBA Equities Limited ACN 003 485 952	Monday, 11 May 2015	25.68		12 Ordinary shares
CBA Equities Limited ACN 003 485 952	Monday, 11 May 2015	25.68		12 Ordinary shares
CBA Equities Limited ACN 003 485 952	Monday, 11 May 2015	25.68		12 Ordinary shares
CBA Equities Limited ACN 003 485 952	Monday, 11 May 2015	36.38		17 Ordinary shares
CBA Equities Limited ACN 003 485 952	Monday, 11 May 2015	759.70		355 Ordinary shares
CBA Equities Limited ACN 003 485 952	Monday, 11 May 2015	14,603.36		6,824 Ordinary shares
CBA Equities Limited ACN 003 485 952	Monday, 11 May 2015	1,376.02		643 Ordinary shares
CBA Equities Limited ACN 003 485 952	Monday, 11 May 2015	20,918.50		9,775 Ordinary shares
CBA Equities Limited ACN 003 485 952	Monday, 11 May 2015	365.94		171 Ordinary shares
CBA Equities Limited ACN 003 485 952	Monday, 11 May 2015	136.96		64 Ordinary shares
CBA Equities Limited ACN 003 485 952	Monday, 11 May 2015	17.12		8 Ordinary shares
CBA Equities Limited	Monday, 11 May 2015	151.94		71 Ordinary shares

ACN 003 485 952				
CBA Equities Limited ACN 003 485 952	Monday, 11 May 2015	7,605.56		3,554 Ordinary shares
CBA Equities Limited ACN 003 485 952	Monday, 11 May 2015	1,074.28		502 Ordinary shares
CBA Equities Limited ACN 003 485 952	Monday, 11 May 2015	1,575.04		736 Ordinary shares
CBA Equities Limited ACN 003 485 952	Monday, 11 May 2015	4,496.14		2,101 Ordinary shares
CBA Equities Limited ACN 003 485 952	Monday, 11 May 2015	449.40		210 Ordinary shares
CBA Equities Limited ACN 003 485 952	Monday, 11 May 2015	98.44		46 Ordinary shares
CBA Equities Limited ACN 003 485 952	Monday, 11 May 2015	992.96		464 Ordinary shares
CBA Equities Limited ACN 003 485 952	Monday, 11 May 2015	12.84		6 Ordinary shares
CBA Equities Limited ACN 003 485 952	Monday, 11 May 2015	7,164.72		3,348 Ordinary shares
CBA Equities Limited ACN 003 485 952	Monday, 11 May 2015	21,787.34		10,181 Ordinary shares
CBA Equities Limited ACN 003 485 952	Monday, 11 May 2015	1,840.40		860 Ordinary shares
CBA Equities Limited ACN 003 485 952	Monday, 11 May 2015	248.24		116 Ordinary shares
CBA Equities Limited ACN 003 485 952	Monday, 11 May 2015	19.26		9 Ordinary shares
CBA Equities Limited ACN 003 485 952	Monday, 11 May 2015	725.46		339 Ordinary shares
CBA Equities Limited ACN 003 485 952	Monday, 11 May 2015	823.90		385 Ordinary shares
CBA Equities Limited ACN 003 485 952	Monday, 11 May 2015	699.78		327 Ordinary shares
CBA Equities Limited ACN 003 485 952	Monday, 11 May 2015	2,443.88		1,142 Ordinary shares
CBA Equities Limited ACN 003 485 952	Monday, 11 May 2015	1,087.12		508 Ordinary shares

CBA Equities Limited ACN 003 485 952	Monday, 11 May 2015	695.50		325 Ordinary shares
CBA Equities Limited ACN 003 485 952	Monday, 11 May 2015	17.12		8 Ordinary shares
CBA Equities Limited ACN 003 485 952	Monday, 11 May 2015	10,727.82		5,013 Ordinary shares
CBA Equities Limited ACN 003 485 952	Monday, 11 May 2015	226.84		106 Ordinary shares
CBA Equities Limited ACN 003 485 952	Monday, 11 May 2015	31,712.66		14,819 Ordinary shares
CBA Equities Limited ACN 003 485 952	Monday, 11 May 2015	776.82		363 Ordinary shares
CBA Equities Limited ACN 003 485 952	Monday, 11 May 2015	1,605.00		750 Ordinary shares
CBA Equities Limited ACN 003 485 952	Monday, 11 May 2015	52,106.86		24,349 Ordinary shares
CBA Equities Limited ACN 003 485 952	Monday, 11 May 2015	1,935,000.00		900,000 Ordinary shares
CBA Equities Limited ACN 003 485 952	Monday, 11 May 2015	1,269.02		593 Ordinary shares
CBA Equities Limited ACN 003 485 952	Monday, 11 May 2015	851.72		398 Ordinary shares
CBA Equities Limited ACN 003 485 952	Monday, 11 May 2015	695.50		325 Ordinary shares
CBA Equities Limited ACN 003 485 952	Monday, 11 May 2015	716.90		335 Ordinary shares
CBA Equities Limited ACN 003 485 952	Tuesday, 12 May 2015	599.24		284 Ordinary shares
CBA Equities Limited ACN 003 485 952	Tuesday, 12 May 2015	1,107.75		525 Ordinary shares
CBA Equities Limited ACN 003 485 952	Tuesday, 12 May 2015	1,882.12		892 Ordinary shares
CBA Equities Limited ACN 003 485 952	Tuesday, 12 May 2015	3,135.46		1,486 Ordinary shares
CBA Equities Limited ACN 003 485 952	Tuesday, 12 May 2015	3,135.46		1,486 Ordinary shares
CBA Equities Limited	Tuesday, 12 May 2015	1,036.01		491 Ordinary shares

ACN 003 485 952				
CBA Equities Limited ACN 003 485 952	Tuesday, 12 May 2015	763.82		362 Ordinary shares
CBA Equities Limited ACN 003 485 952	Tuesday, 12 May 2015	981.15		465 Ordinary shares
CBA Equities Limited ACN 003 485 952	Tuesday, 12 May 2015	3,135.46		1,486 Ordinary shares
CBA Equities Limited ACN 003 485 952	Tuesday, 12 May 2015	1,628.92		772 Ordinary shares
CBA Equities Limited ACN 003 485 952	Tuesday, 12 May 2015	3,135.46		1,486 Ordinary shares
CBA Equities Limited ACN 003 485 952	Tuesday, 12 May 2015	109.72		52 Ordinary shares
CBA Equities Limited ACN 003 485 952	Tuesday, 12 May 2015	23,207.89		10,999 Ordinary shares
CBA Equities Limited ACN 003 485 952	Tuesday, 12 May 2015	2,669.15		1,265 Ordinary shares
CBA Equities Limited ACN 003 485 952	Tuesday, 12 May 2015	2,669.15		1,265 Ordinary shares
CBA Equities Limited ACN 003 485 952	Tuesday, 12 May 2015	3,032.07		1,437 Ordinary shares
CBA Equities Limited ACN 003 485 952	Tuesday, 12 May 2015	521.17		247 Ordinary shares
CBA Equities Limited ACN 003 485 952	Tuesday, 12 May 2015	32,945.54		15,614 Ordinary shares
CBA Equities Limited ACN 003 485 952	Tuesday, 12 May 2015	4,688.42		2,222 Ordinary shares
CBA Equities Limited ACN 003 485 952	Tuesday, 12 May 2015	181.46		86 Ordinary shares
CBA Equities Limited ACN 003 485 952	Tuesday, 12 May 2015	94.95		45 Ordinary shares
CBA Equities Limited ACN 003 485 952	Tuesday, 12 May 2015	83,823.97		39,727 Ordinary shares
CBA Equities Limited ACN 003 485 952	Friday, 22 May 2015	3,991.01		1,887 Ordinary shares
CBA Equities Limited ACN 003 485 952	Thursday, 18 June 2015	7,315.43		3,690 Ordinary shares

CBA Equities Limited ACN 003 485 952	Thursday, 18 June 2015	29.85		15 Ordinary shares
CBA Equities Limited ACN 003 485 952	Thursday, 18 June 2015	1,520.58		767 Ordinary shares
CBA Equities Limited ACN 003 485 952	Thursday, 18 June 2015	7,137.00		3,600 Ordinary shares
CBA Equities Limited ACN 003 485 952	Thursday, 18 June 2015	7,137.00		3,600 Ordinary shares
CBA Equities Limited ACN 003 485 952	Thursday, 18 June 2015	193.03		97 Ordinary shares
CBA Equities Limited ACN 003 485 952	Thursday, 18 June 2015	7,396.83		3,717 Ordinary shares
CBA Equities Limited ACN 003 485 952	Thursday, 18 June 2015	7,890.35		3,965 Ordinary shares
CBA Equities Limited ACN 003 485 952	Thursday, 18 June 2015	4,795.90		2,410 Ordinary shares
CBA Equities Limited ACN 003 485 952	Thursday, 18 June 2015	29,424.14		14,786 Ordinary shares
CBA Equities Limited ACN 003 485 952	Thursday, 18 June 2015	282.58		142 Ordinary shares
CBA Equities Limited ACN 003 485 952	Thursday, 18 June 2015	859.68		432 Ordinary shares
CBA Equities Limited ACN 003 485 952	Thursday, 18 June 2015	861.67		433 Ordinary shares
CBA Equities Limited ACN 003 485 952	Thursday, 18 June 2015	861.67		433 Ordinary shares
CBA Equities Limited ACN 003 485 952	Thursday, 18 June 2015	1,816.87		913 Ordinary shares
CBA Equities Limited ACN 003 485 952	Thursday, 18 June 2015	1,530.31		769 Ordinary shares
CBA Equities Limited ACN 003 485 952	Thursday, 18 June 2015	473.62		238 Ordinary shares
CBA Equities Limited ACN 003 485 952	Thursday, 18 June 2015	5,436.68		2,732 Ordinary shares
CBA Equities Limited ACN 003 485 952	Thursday, 18 June 2015	243,300.00		121,650 Ordinary shares
CBA Equities Limited	Thursday, 18 June 2015	6,904.00		3,452 Ordinary shares

ACN 003 485 952				
CBA Equities Limited ACN 003 485 952	Thursday, 18 June 2015	1,318.00		659 Ordinary shares
CBA Equities Limited ACN 003 485 952	Thursday, 18 June 2015	6,400.00		3,200 Ordinary shares
CBA Equities Limited ACN 003 485 952	Thursday, 18 June 2015	648.00		324 Ordinary shares
CBA Equities Limited ACN 003 485 952	Thursday, 18 June 2015	10,242.00		5,121 Ordinary shares
CBA Equities Limited ACN 003 485 952	Thursday, 18 June 2015	1,638.00		819 Ordinary shares
CBA Equities Limited ACN 003 485 952	Thursday, 18 June 2015	8,618.00		4,309 Ordinary shares
CBA Equities Limited ACN 003 485 952	Thursday, 18 June 2015	2,054.00		1,027 Ordinary shares
CBA Equities Limited ACN 003 485 952	Thursday, 18 June 2015	4,770.00		2,385 Ordinary shares
CBA Equities Limited ACN 003 485 952	Thursday, 18 June 2015	14,108.00		7,054 Ordinary shares
CBA Equities Limited ACN 003 485 952	Thursday, 18 June 2015	11,854.00		5,927 Ordinary shares
CBA Equities Limited ACN 003 485 952	Thursday, 18 June 2015	2,668.00		1,334 Ordinary shares
CBA Equities Limited ACN 003 485 952	Monday, 16 March 2015	N/A		2,451,500 Ordinary shares (borrowed from Barclays Capital Securities Ltd, see Annexure C)
CBA Equities Limited ACN 003 485 952	Friday, 17 April 2015	16,876.15		7,500 Ordinary shares
CBA Equities Limited ACN 003 485 952	Monday, 2 March 2015	5,541.80		2,420 Ordinary shares
CBA Equities Limited ACN 003 485 952	Monday, 2 March 2015	5,566.00		2,420 Ordinary shares
CBA Equities Limited ACN 003 485 952	Monday, 2 March 2015	5,566.00		2,420 Ordinary shares
CBA Equities Limited ACN 003 485 952	Monday, 2 March 2015	5,517.60		2,420 Ordinary shares

CBA Equities Limited ACN 003 485 952	Monday, 2 March 2015	1,232.02		538 Ordinary shares
CBA Equities Limited ACN 003 485 952	Monday, 2 March 2015	2,019.78		882 Ordinary shares
CBA Equities Limited ACN 003 485 952	Monday, 2 March 2015	2,290.00		1,000 Ordinary shares
CBA Equities Limited ACN 003 485 952	Monday, 2 March 2015	5,541.80		2,420 Ordinary shares
CBA Equities Limited ACN 003 485 952	Tuesday, 3 March 2015	5,541.80		2,420 Ordinary shares
CBA Equities Limited ACN 003 485 952	Tuesday, 3 March 2015	5,590.20		2,420 Ordinary shares
CBA Equities Limited ACN 003 485 952	Tuesday, 3 March 2015	20,000.80		8,696 Ordinary shares
CBA Equities Limited ACN 003 485 952	Wednesday, 4 March 2015	13,857.50		6,025 Ordinary shares
CBA Equities Limited ACN 003 485 952	Wednesday, 4 March 2015	345.79		151 Ordinary shares
CBA Equities Limited ACN 003 485 952	Wednesday, 4 March 2015	712.19		311 Ordinary shares
CBA Equities Limited ACN 003 485 952	Wednesday, 4 March 2015	1,250.34		546 Ordinary shares
CBA Equities Limited ACN 003 485 952	Wednesday, 4 March 2015	3,210.58		1,402 Ordinary shares
CBA Equities Limited ACN 003 485 952	Wednesday, 4 March 2015	5,470.70		2,410 Ordinary shares
CBA Equities Limited ACN 003 485 952	Wednesday, 4 March 2015	3,734.64		1,638 Ordinary shares
CBA Equities Limited ACN 003 485 952	Wednesday, 4 March 2015	1,760.16		772 Ordinary shares
CBA Equities Limited ACN 003 485 952	Thursday, 5 March 2015	13,343.30		5,678 Ordinary shares
CBA Equities Limited ACN 003 485 952	Thursday, 5 March 2015	537.60		224 Ordinary shares
CBA Equities Limited ACN 003 485 952	Thursday, 5 March 2015	5,244.00		2,185 Ordinary shares
CBA Equities Limited	Thursday, 5 March 2015	5,781.60		2,409 Ordinary shares

ACN 003 485 952				
CBA Equities Limited ACN 003 485 952	Thursday, 5 March 2015	5,539.20		2,308 Ordinary shares
CBA Equities Limited ACN 003 485 952	Thursday, 5 March 2015	242.40		101 Ordinary shares
CBA Equities Limited ACN 003 485 952	Thursday, 5 March 2015	5,733.42		2,409 Ordinary shares
CBA Equities Limited ACN 003 485 952	Thursday, 5 March 2015	4,705.74		2,011 Ordinary shares
CBA Equities Limited ACN 003 485 952	Thursday, 5 March 2015	149.76		64 Ordinary shares
CBA Equities Limited ACN 003 485 952	Thursday, 5 March 2015	781.56		334 Ordinary shares
CBA Equities Limited ACN 003 485 952	Thursday, 5 March 2015	4,314.96		1,844 Ordinary shares
CBA Equities Limited ACN 003 485 952	Thursday, 5 March 2015	1,322.10		565 Ordinary shares
CBA Equities Limited ACN 003 485 952	Thursday, 5 March 2015	5,637.06		2,409 Ordinary shares
CBA Equities Limited ACN 003 485 952	Thursday, 5 March 2015	5,661.15		2,409 Ordinary shares
CBA Equities Limited ACN 003 485 952	Thursday, 5 March 2015	5,516.61		2,409 Ordinary shares
CBA Equities Limited ACN 003 485 952	Thursday, 5 March 2015	592.02		253 Ordinary shares
CBA Equities Limited ACN 003 485 952	Thursday, 5 March 2015	1,301.04		556 Ordinary shares
CBA Equities Limited ACN 003 485 952	Thursday, 5 March 2015	3,744.00		1,600 Ordinary shares
CBA Equities Limited ACN 003 485 952	Friday, 6 March 2015	2,453.40		1,044 Ordinary shares
CBA Equities Limited ACN 003 485 952	Friday, 6 March 2015	260.85		111 Ordinary shares
CBA Equities Limited ACN 003 485 952	Friday, 6 March 2015	2,500.40		1,064 Ordinary shares
CBA Equities Limited ACN 003 485 952	Friday, 6 March 2015	448.85		191 Ordinary shares

CBA Equities Limited ACN 003 485 952	Friday, 6 March 2015	3,080.85		1,311 Ordinary shares
CBA Equities Limited ACN 003 485 952	Friday, 6 March 2015	2,350.00		1,000 Ordinary shares
CBA Equities Limited ACN 003 485 952	Friday, 6 March 2015	98.70		42 Ordinary shares
CBA Equities Limited ACN 003 485 952	Friday, 6 March 2015	133.95		57 Ordinary shares
CBA Equities Limited ACN 003 485 952	Friday, 6 March 2015	5,663.50		2,410 Ordinary shares
CBA Equities Limited ACN 003 485 952	Friday, 6 March 2015	5,663.50		2,410 Ordinary shares
CBA Equities Limited ACN 003 485 952	Friday, 6 March 2015	1,694.16		724 Ordinary shares
CBA Equities Limited ACN 003 485 952	Monday, 9 March 2015	34,592.22		14,783 Ordinary shares
CBA Equities Limited ACN 003 485 952	Monday, 9 March 2015	2,864.16		1,224 Ordinary shares
CBA Equities Limited ACN 003 485 952	Monday, 9 March 2015	18,364.32		7,848 Ordinary shares
CBA Equities Limited ACN 003 485 952	Monday, 9 March 2015	5,637.06		2,409 Ordinary shares
CBA Equities Limited ACN 003 485 952	Monday, 9 March 2015	5,566.86		2,379 Ordinary shares
CBA Equities Limited ACN 003 485 952	Monday, 9 March 2015	70.20		30 Ordinary shares
CBA Equities Limited ACN 003 485 952	Monday, 9 March 2015	217.62		93 Ordinary shares
CBA Equities Limited ACN 003 485 952	Monday, 9 March 2015	18.72		8 Ordinary shares
CBA Equities Limited ACN 003 485 952	Monday, 9 March 2015	3,811.86		1,629 Ordinary shares
CBA Equities Limited ACN 003 485 952	Monday, 9 March 2015	1,588.86		679 Ordinary shares
CBA Equities Limited ACN 003 485 952	Monday, 9 March 2015	5,637.06		2,409 Ordinary shares
CBA Equities Limited	Monday, 9 March 2015	4,719.54		1,983 Ordinary shares

ACN 003 485 952				
CBA Equities Limited ACN 003 485 952	Monday, 9 March 2015	1,013.88		426 Ordinary shares
CBA Equities Limited ACN 003 485 952	Monday, 9 March 2015	5,805.69		2,409 Ordinary shares
CBA Equities Limited ACN 003 485 952	Tuesday, 10 March 2015	3,814.44		1,673 Ordinary shares
CBA Equities Limited ACN 003 485 952	Tuesday, 10 March 2015	1,670.72		736 Ordinary shares
CBA Equities Limited ACN 003 485 952	Tuesday, 10 March 2015	5,516.61		2,409 Ordinary shares
CBA Equities Limited ACN 003 485 952	Tuesday, 10 March 2015	5,564.79		2,409 Ordinary shares
CBA Equities Limited ACN 003 485 952	Tuesday, 10 March 2015	3,587.20		1,520 Ordinary shares
CBA Equities Limited ACN 003 485 952	Tuesday, 10 March 2015	677.32		287 Ordinary shares
CBA Equities Limited ACN 003 485 952	Tuesday, 10 March 2015	14,226.08		6,028 Ordinary shares
CBA Equities Limited ACN 003 485 952	Tuesday, 10 March 2015	5,066.92		2,147 Ordinary shares
CBA Equities Limited ACN 003 485 952	Tuesday, 10 March 2015	4,370.72		1,852 Ordinary shares
CBA Equities Limited ACN 003 485 952	Tuesday, 10 March 2015	2,006.00		850 Ordinary shares
CBA Equities Limited ACN 003 485 952	Tuesday, 10 March 2015	39,631.48		16,793 Ordinary shares
CBA Equities Limited ACN 003 485 952	Wednesday, 11 March 2015	7,911.54		3,381 Ordinary shares
CBA Equities Limited ACN 003 485 952	Wednesday, 11 March 2015	5,543.46		2,369 Ordinary shares
CBA Equities Limited ACN 003 485 952	Wednesday, 11 March 2015	7,020.00		3,000 Ordinary shares
CBA Equities Limited ACN 003 485 952	Wednesday, 11 March 2015	3,582.54		1,531 Ordinary shares
CBA Equities Limited ACN 003 485 952	Wednesday, 11 March 2015	5,637.06		2,409 Ordinary shares

CBA Equities Limited ACN 003 485 952	Thursday, 12 March 2015	47.20		20 Ordinary shares
CBA Equities Limited ACN 003 485 952	Thursday, 12 March 2015	5,635.68		2,388 Ordinary shares
CBA Equities Limited ACN 003 485 952	Thursday, 12 March 2015	5,682.88		2,408 Ordinary shares
CBA Equities Limited ACN 003 485 952	Thursday, 12 March 2015	202.96		86 Ordinary shares
CBA Equities Limited ACN 003 485 952	Thursday, 12 March 2015	750.48		318 Ordinary shares
CBA Equities Limited ACN 003 485 952	Friday, 13 March 2015	2,497.98		1,054 Ordinary shares
CBA Equities Limited ACN 003 485 952	Friday, 13 March 2015	31,056.48		13,104 Ordinary shares
CBA Equities Limited ACN 003 485 952	Friday, 13 March 2015	808.17		341 Ordinary shares
CBA Equities Limited ACN 003 485 952	Monday, 16 March 2015	19,747.26		8,439 Ordinary shares
CBA Equities Limited ACN 003 485 952	Monday, 16 March 2015	1,672.72		721 Ordinary shares
CBA Equities Limited ACN 003 485 952	Monday, 16 March 2015	3,906.88		1,684 Ordinary shares
CBA Equities Limited ACN 003 485 952	Tuesday, 17 March 2015	9,879.87		4,277 Ordinary shares
CBA Equities Limited ACN 003 485 952	Tuesday, 17 March 2015	5,682.60		2,460 Ordinary shares
CBA Equities Limited ACN 003 485 952	Tuesday, 17 March 2015	18,780.30		8,130 Ordinary shares
CBA Equities Limited ACN 003 485 952	Tuesday, 17 March 2015	66.99		29 Ordinary shares
CBA Equities Limited ACN 003 485 952	Tuesday, 17 March 2015	26,523.42		11,482 Ordinary shares
CBA Equities Limited ACN 003 485 952	Tuesday, 17 March 2015	4,911.06		2,126 Ordinary shares
CBA Equities Limited ACN 003 485 952	Tuesday, 17 March 2015	644.49		279 Ordinary shares
CBA Equities Limited	Wednesday, 18 March	7,344.32		3,112 Ordinary shares

ACN 003 485 952	2015			
CBA Equities Limited ACN 003 485 952	Wednesday, 18 March 2015	1,588.28		673 Ordinary shares
CBA Equities Limited ACN 003 485 952	Wednesday, 18 March 2015	837.80		355 Ordinary shares
CBA Equities Limited ACN 003 485 952	Wednesday, 18 March 2015	5,675.80		2,405 Ordinary shares
CBA Equities Limited ACN 003 485 952	Wednesday, 18 March 2015	3,054.93		1,289 Ordinary shares
CBA Equities Limited ACN 003 485 952	Thursday, 19 March 2015	167,729.64		70,772 Ordinary shares
CBA Equities Limited ACN 003 485 952	Thursday, 19 March 2015	128,363.94		54,162 Ordinary shares
CBA Equities Limited ACN 003 485 952	Friday, 20 March 2015	26,769.48		11,343 Ordinary shares
CBA Equities Limited ACN 003 485 952	Monday, 30 March 2015	5,543.00		2,410 Ordinary shares
CBA Equities Limited ACN 003 485 952	Wednesday, 1 April 2015	21,372.75		9,499 Ordinary shares
CBA Equities Limited ACN 003 485 952	Wednesday, 1 April 2015	16,008.75		7,115 Ordinary shares
CBA Equities Limited ACN 003 485 952	Wednesday, 1 April 2015	17,718.40		7,840 Ordinary shares
CBA Equities Limited ACN 003 485 952	Wednesday, 1 April 2015	824.90		365 Ordinary shares
CBA Equities Limited ACN 003 485 952	Wednesday, 1 April 2015	2,327.80		1,030 Ordinary shares
CBA Equities Limited ACN 003 485 952	Wednesday, 1 April 2015	10,429.90		4,615 Ordinary shares
CBA Equities Limited ACN 003 485 952	Wednesday, 1 April 2015	15,624.00		6,944 Ordinary shares
CBA Equities Limited ACN 003 485 952	Wednesday, 1 April 2015	4,365.00		1,940 Ordinary shares
CBA Equities Limited ACN 003 485 952	Wednesday, 1 April 2015	5,165.44		2,306 Ordinary shares
CBA Equities Limited ACN 003 485 952	Wednesday, 1 April 2015	221.76		99 Ordinary shares

CBA Equities Limited ACN 003 485 952	Wednesday, 1 April 2015	2,913.75		1,295 Ordinary shares
CBA Equities Limited ACN 003 485 952	Thursday, 2 April 2015	1,699.52		752 Ordinary shares
CBA Equities Limited ACN 003 485 952	Thursday, 2 April 2015	18,324.08		8,108 Ordinary shares
CBA Equities Limited ACN 003 485 952	Thursday, 2 April 2015	65.54		29 Ordinary shares
CBA Equities Limited ACN 003 485 952	Tuesday, 7 April 2015	41,867.64		18,363 Ordinary shares
CBA Equities Limited ACN 003 485 952	Wednesday, 8 April 2015	1,224.36		537 Ordinary shares
CBA Equities Limited ACN 003 485 952	Wednesday, 8 April 2015	8,025.60		3,520 Ordinary shares
CBA Equities Limited ACN 003 485 952	Wednesday, 8 April 2015	10,750.20		4,715 Ordinary shares
CBA Equities Limited ACN 003 485 952	Wednesday, 8 April 2015	3,738.04		1,654 Ordinary shares
CBA Equities Limited ACN 003 485 952	Wednesday, 8 April 2015	14,145.34		6,259 Ordinary shares
CBA Equities Limited ACN 003 485 952	Thursday, 9 April 2015	22,045.83		9,627 Ordinary shares
CBA Equities Limited ACN 003 485 952	Thursday, 9 April 2015	42,800.10		18,690 Ordinary shares
CBA Equities Limited ACN 003 485 952	Friday, 10 April 2015	5,508.50		2,395 Ordinary shares
CBA Equities Limited ACN 003 485 952	Friday, 10 April 2015	5,388.75		2,395 Ordinary shares
CBA Equities Limited ACN 003 485 952	Friday, 10 April 2015	906.75		403 Ordinary shares
CBA Equities Limited ACN 003 485 952	Friday, 10 April 2015	182.25		81 Ordinary shares
CBA Equities Limited ACN 003 485 952	Friday, 10 April 2015	20,085.90		8,733 Ordinary shares
CBA Equities Limited ACN 003 485 952	Friday, 10 April 2015	2.30		1 Ordinary shares
CBA Equities Limited	Friday, 10 April 2015	5,484.55		2,395 Ordinary shares

ACN 003 485 952				
CBA Equities Limited ACN 003 485 952	Friday, 10 April 2015	5,460.60		2,395 Ordinary shares
CBA Equities Limited ACN 003 485 952	Friday, 10 April 2015	5,436.65		2,395 Ordinary shares
CBA Equities Limited ACN 003 485 952	Friday, 10 April 2015	3,901.50		1,734 Ordinary shares
CBA Equities Limited ACN 003 485 952	Friday, 10 April 2015	5,112.00		2,272 Ordinary shares
CBA Equities Limited ACN 003 485 952	Friday, 10 April 2015	868.50		386 Ordinary shares
CBA Equities Limited ACN 003 485 952	Friday, 10 April 2015	600.75		267 Ordinary shares
CBA Equities Limited ACN 003 485 952	Friday, 10 April 2015	4,605.75		2,047 Ordinary shares
CBA Equities Limited ACN 003 485 952	Monday, 13 April 2015	2,156.50		950 Ordinary shares
CBA Equities Limited ACN 003 485 952	Monday, 13 April 2015	2,156.50		950 Ordinary shares
CBA Equities Limited ACN 003 485 952	Monday, 13 April 2015	590.20		260 Ordinary shares
CBA Equities Limited ACN 003 485 952	Monday, 13 April 2015	980.84		434 Ordinary shares
CBA Equities Limited ACN 003 485 952	Monday, 13 April 2015	4,431.86		1,961 Ordinary shares
CBA Equities Limited ACN 003 485 952	Monday, 13 April 2015	533.45		235 Ordinary shares
CBA Equities Limited ACN 003 485 952	Monday, 13 April 2015	7,905.48		3,498 Ordinary shares
CBA Equities Limited ACN 003 485 952	Monday, 13 April 2015	1,733.42		767 Ordinary shares
CBA Equities Limited ACN 003 485 952	Monday, 13 April 2015	4,006.55		1,765 Ordinary shares
CBA Equities Limited ACN 003 485 952	Monday, 13 April 2015	1,430.10		630 Ordinary shares
CBA Equities Limited ACN 003 485 952	Monday, 13 April 2015	4,169.70		1,845 Ordinary shares

CBA Equities Limited ACN 003 485 952	Monday, 13 April 2015	45,200.00		20,000 Ordinary shares
CBA Equities Limited ACN 003 485 952	Monday, 13 April 2015	4,474.80		1,980 Ordinary shares
CBA Equities Limited ACN 003 485 952	Monday, 13 April 2015	6,490.72		2,872 Ordinary shares
CBA Equities Limited ACN 003 485 952	Tuesday, 14 April 2015	1,442.25		641 Ordinary shares
CBA Equities Limited ACN 003 485 952	Tuesday, 14 April 2015	3,422.25		1,521 Ordinary shares
CBA Equities Limited ACN 003 485 952	Tuesday, 14 April 2015	7,152.75		3,179 Ordinary shares
CBA Equities Limited ACN 003 485 952	Tuesday, 14 April 2015	7,886.25		3,505 Ordinary shares
CBA Equities Limited ACN 003 485 952	Tuesday, 14 April 2015	9.00		4 Ordinary shares
CBA Equities Limited ACN 003 485 952	Thursday, 16 April 2015	5,412.70		2,395 Ordinary shares
CBA Equities Limited ACN 003 485 952	Thursday, 16 April 2015	10,788.75		4,795 Ordinary shares
CBA Equities Limited ACN 003 485 952	Thursday, 16 April 2015	1,831.50		814 Ordinary shares
CBA Equities Limited ACN 003 485 952	Thursday, 16 April 2015	3,557.25		1,581 Ordinary shares
CBA Equities Limited ACN 003 485 952	Thursday, 16 April 2015	5,208.00		2,325 Ordinary shares
CBA Equities Limited ACN 003 485 952	Thursday, 16 April 2015	156.80		70 Ordinary shares
CBA Equities Limited ACN 003 485 952	Friday, 17 April 2015	5,388.75		2,395 Ordinary shares
CBA Equities Limited ACN 003 485 952	Friday, 17 April 2015	6,151.50		2,734 Ordinary shares
CBA Equities Limited ACN 003 485 952	Monday, 20 April 2015	61,387.44		27,528 Ordinary shares
CBA Equities Limited ACN 003 485 952	Monday, 20 April 2015	3,797.69		1,703 Ordinary shares
CBA Equities Limited	Monday, 20 April 2015	1,645.74		738 Ordinary shares

ACN 003 485 952				
CBA Equities Limited ACN 003 485 952	Monday, 20 April 2015	5,193.67		2,329 Ordinary shares
CBA Equities Limited ACN 003 485 952	Monday, 20 April 2015	956.67		429 Ordinary shares
CBA Equities Limited ACN 003 485 952	Monday, 20 April 2015	6,527.21		2,927 Ordinary shares
CBA Equities Limited ACN 003 485 952	Tuesday, 21 April 2015	5,484.55		2,395 Ordinary shares
CBA Equities Limited ACN 003 485 952	Tuesday, 21 April 2015	5,484.55		2,395 Ordinary shares
CBA Equities Limited ACN 003 485 952	Tuesday, 21 April 2015	10,969.10		4,790 Ordinary shares
CBA Equities Limited ACN 003 485 952	Tuesday, 21 April 2015	10,175.20		4,424 Ordinary shares
CBA Equities Limited ACN 003 485 952	Tuesday, 21 April 2015	3,606.40		1,568 Ordinary shares
CBA Equities Limited ACN 003 485 952	Tuesday, 21 April 2015	67,189.90		29,213 Ordinary shares
CBA Equities Limited ACN 003 485 952	Wednesday, 22 April 2015	2,967.84		1,296 Ordinary shares
CBA Equities Limited ACN 003 485 952	Wednesday, 22 April 2015	6.87		3 Ordinary shares
CBA Equities Limited ACN 003 485 952	Wednesday, 22 April 2015	9.16		4 Ordinary shares
CBA Equities Limited ACN 003 485 952	Wednesday, 22 April 2015	403.04		176 Ordinary shares
CBA Equities Limited ACN 003 485 952	Wednesday, 22 April 2015	9.16		4 Ordinary shares
CBA Equities Limited ACN 003 485 952	Wednesday, 22 April 2015	2,398.56		1,052 Ordinary shares
CBA Equities Limited ACN 003 485 952	Wednesday, 22 April 2015	3,048.61		1,343 Ordinary shares
CBA Equities Limited ACN 003 485 952	Wednesday, 22 April 2015	5,436.65		2,395 Ordinary shares
CBA Equities Limited ACN 003 485 952	Wednesday, 22 April 2015	3,891.72		1,722 Ordinary shares

CBA Equities Limited ACN 003 485 952	Wednesday, 22 April 2015	1,520.98		673 Ordinary shares
CBA Equities Limited ACN 003 485 952	Wednesday, 22 April 2015	567.26		251 Ordinary shares
CBA Equities Limited ACN 003 485 952	Wednesday, 22 April 2015	1,093.84		484 Ordinary shares
CBA Equities Limited ACN 003 485 952	Wednesday, 22 April 2015	2,465.66		1,091 Ordinary shares
CBA Equities Limited ACN 003 485 952	Wednesday, 22 April 2015	1,285.94		569 Ordinary shares
CBA Equities Limited ACN 003 485 952	Wednesday, 22 April 2015	5,388.75		2,395 Ordinary shares
CBA Equities Limited ACN 003 485 952	Wednesday, 22 April 2015	907.20		405 Ordinary shares
CBA Equities Limited ACN 003 485 952	Thursday, 23 April 2015	78.05		35 Ordinary shares
CBA Equities Limited ACN 003 485 952	Thursday, 23 April 2015	263.14		118 Ordinary shares
CBA Equities Limited ACN 003 485 952	Thursday, 23 April 2015	13,477.50		5,990 Ordinary shares
CBA Equities Limited ACN 003 485 952	Thursday, 23 April 2015	24.53		11 Ordinary shares
CBA Equities Limited ACN 003 485 952	Thursday, 23 April 2015	557.50		250 Ordinary shares
CBA Equities Limited ACN 003 485 952	Thursday, 23 April 2015	80.28		36 Ordinary shares
CBA Equities Limited ACN 003 485 952	Thursday, 23 April 2015	1,728.25		775 Ordinary shares
CBA Equities Limited ACN 003 485 952	Thursday, 23 April 2015	205.16		92 Ordinary shares
CBA Equities Limited ACN 003 485 952	Thursday, 23 April 2015	559.73		251 Ordinary shares
CBA Equities Limited ACN 003 485 952	Thursday, 23 April 2015	109.27		49 Ordinary shares
CBA Equities Limited ACN 003 485 952	Friday, 24 April 2015	5,460.60		2,395 Ordinary shares
CBA Equities Limited	Friday, 24 April 2015	27,556.30		11,981 Ordinary shares

ACN 003 485 952				
CBA Equities Limited ACN 003 485 952	Friday, 24 April 2015	20,292.00		8,900 Ordinary shares
CBA Equities Limited ACN 003 485 952	Friday, 24 April 2015	12,175.20		5,340 Ordinary shares
CBA Equities Limited ACN 003 485 952	Monday, 27 April 2015	1,243.15		529 Ordinary shares
CBA Equities Limited ACN 003 485 952	Monday, 27 April 2015	2,373.50		1,010 Ordinary shares
CBA Equities Limited ACN 003 485 952	Monday, 27 April 2015	1,130.35		481 Ordinary shares
CBA Equities Limited ACN 003 485 952	Monday, 27 April 2015	1,130.35		481 Ordinary shares
CBA Equities Limited ACN 003 485 952	Monday, 27 April 2015	7,745.60		3,296 Ordinary shares
CBA Equities Limited ACN 003 485 952	Monday, 27 April 2015	1,769.55		753 Ordinary shares
CBA Equities Limited ACN 003 485 952	Monday, 27 April 2015	3,337.00		1,420 Ordinary shares
CBA Equities Limited ACN 003 485 952	Monday, 27 April 2015	1,120.95		477 Ordinary shares
CBA Equities Limited ACN 003 485 952	Monday, 27 April 2015	5,729.30		2,438 Ordinary shares
CBA Equities Limited ACN 003 485 952	Monday, 27 April 2015	9,543.35		4,061 Ordinary shares
CBA Equities Limited ACN 003 485 952	Monday, 27 April 2015	4,751.70		2,022 Ordinary shares
CBA Equities Limited ACN 003 485 952	Monday, 27 April 2015	1,048.10		446 Ordinary shares
CBA Equities Limited ACN 003 485 952	Monday, 27 April 2015	4,373.35		1,861 Ordinary shares
CBA Equities Limited ACN 003 485 952	Monday, 27 April 2015	1,003.45		427 Ordinary shares
CBA Equities Limited ACN 003 485 952	Monday, 27 April 2015	1,316.00		560 Ordinary shares
CBA Equities Limited ACN 003 485 952	Monday, 27 April 2015	103.40		44 Ordinary shares

CBA Equities Limited ACN 003 485 952	Monday, 27 April 2015	11.75		5 Ordinary shares
CBA Equities Limited ACN 003 485 952	Monday, 27 April 2015	514.65		219 Ordinary shares
CBA Equities Limited ACN 003 485 952	Monday, 27 April 2015	2,270.10		966 Ordinary shares
CBA Equities Limited ACN 003 485 952	Monday, 27 April 2015	4,996.10		2,126 Ordinary shares
CBA Equities Limited ACN 003 485 952	Monday, 27 April 2015	1,008.15		429 Ordinary shares
CBA Equities Limited ACN 003 485 952	Monday, 27 April 2015	3,064.40		1,304 Ordinary shares
CBA Equities Limited ACN 003 485 952	Monday, 27 April 2015	2,493.35		1,061 Ordinary shares
CBA Equities Limited ACN 003 485 952	Monday, 27 April 2015	26,186.05		11,143 Ordinary shares
CBA Equities Limited ACN 003 485 952	Monday, 27 April 2015	7,061.75		3,005 Ordinary shares
CBA Equities Limited ACN 003 485 952	Monday, 27 April 2015	1,633.25		695 Ordinary shares
CBA Equities Limited ACN 003 485 952	Tuesday, 28 April 2015	20,000.85		8,511 Ordinary shares
CBA Equities Limited ACN 003 485 952	Tuesday, 28 April 2015	3,865.52		1,688 Ordinary shares
CBA Equities Limited ACN 003 485 952	Wednesday, 29 April 2015	5,340.85		2,395 Ordinary shares
CBA Equities Limited ACN 003 485 952	Wednesday, 29 April 2015	2.28		1 Ordinary shares
CBA Equities Limited ACN 003 485 952	Thursday, 14 May 2015	10,836.00		5,040 Ordinary shares
CBA Equities Limited ACN 003 485 952	Thursday, 14 May 2015	275.20		128 Ordinary shares
CBA Equities Limited ACN 003 485 952	Thursday, 14 May 2015	2,334.90		1,086 Ordinary shares
CBA Equities Limited ACN 003 485 952	Thursday, 14 May 2015	3,648.55		1,697 Ordinary shares
CBA Equities Limited	Thursday, 14 May 2015	518.15		241 Ordinary shares

ACN 003 485 952				
CBA Equities Limited ACN 003 485 952	Thursday, 14 May 2015	7,163.80		3,332 Ordinary shares
CBA Equities Limited ACN 003 485 952	Friday, 15 May 2015	5,234.10		2,390 Ordinary shares
CBA Equities Limited ACN 003 485 952	Friday, 15 May 2015	8,480.36		3,908 Ordinary shares
CBA Equities Limited ACN 003 485 952	Friday, 15 May 2015	2,100.56		968 Ordinary shares
CBA Equities Limited ACN 003 485 952	Friday, 15 May 2015	327.67		151 Ordinary shares
CBA Equities Limited ACN 003 485 952	Friday, 15 May 2015	447.02		206 Ordinary shares
CBA Equities Limited ACN 003 485 952	Friday, 15 May 2015	14,016.03		6,459 Ordinary shares
CBA Equities Limited ACN 003 485 952	Friday, 15 May 2015	557.69		257 Ordinary shares
CBA Equities Limited ACN 003 485 952	Monday, 18 May 2015	26,049.40		12,116 Ordinary shares
CBA Equities Limited ACN 003 485 952	Monday, 18 May 2015	8,933.25		4,155 Ordinary shares
CBA Equities Limited ACN 003 485 952	Monday, 18 May 2015	43,455.80		20,212 Ordinary shares
CBA Equities Limited ACN 003 485 952	Monday, 18 May 2015	16,088.45		7,483 Ordinary shares
CBA Equities Limited ACN 003 485 952	Monday, 18 May 2015	2,581.20		1,195 Ordinary shares
CBA Equities Limited ACN 003 485 952	Monday, 18 May 2015	354.24		164 Ordinary shares
CBA Equities Limited ACN 003 485 952	Monday, 18 May 2015	1,015.20		470 Ordinary shares
CBA Equities Limited ACN 003 485 952	Monday, 18 May 2015	619.92		287 Ordinary shares
CBA Equities Limited ACN 003 485 952	Tuesday, 19 May 2015	51.36		24 Ordinary shares
CBA Equities Limited ACN 003 485 952	Tuesday, 19 May 2015	6,390.04		2,986 Ordinary shares

CBA Equities Limited ACN 003 485 952	Tuesday, 19 May 2015	216.14		101 Ordinary shares
CBA Equities Limited ACN 003 485 952	Tuesday, 19 May 2015	13,248.74		6,191 Ordinary shares
CBA Equities Limited ACN 003 485 952	Wednesday, 20 May 2015	4,974.20		2,380 Ordinary shares
CBA Equities Limited ACN 003 485 952	Wednesday, 20 May 2015	12,552.54		6,006 Ordinary shares
CBA Equities Limited ACN 003 485 952	Wednesday, 20 May 2015	7,164.52		3,428 Ordinary shares
CBA Equities Limited ACN 003 485 952	Thursday, 21 May 2015	20,000.70		9,390 Ordinary shares
CBA Equities Limited ACN 003 485 952	Thursday, 21 May 2015	713.55		335 Ordinary shares
CBA Equities Limited ACN 003 485 952	Thursday, 21 May 2015	14.91		7 Ordinary shares
CBA Equities Limited ACN 003 485 952	Thursday, 21 May 2015	1,416.45		665 Ordinary shares
CBA Equities Limited ACN 003 485 952	Thursday, 21 May 2015	157.62		74 Ordinary shares
CBA Equities Limited ACN 003 485 952	Thursday, 21 May 2015	2,766.87		1,299 Ordinary shares
CBA Equities Limited ACN 003 485 952	Friday, 22 May 2015	5,069.40		2,380 Ordinary shares
CBA Equities Limited ACN 003 485 952	Friday, 22 May 2015	20,092.29		9,433 Ordinary shares
CBA Equities Limited ACN 003 485 952	Friday, 22 May 2015	2.13		1 Ordinary shares
CBA Equities Limited ACN 003 485 952	Friday, 22 May 2015	139.26		66 Ordinary shares
CBA Equities Limited ACN 003 485 952	Friday, 22 May 2015	255.31		121 Ordinary shares
CBA Equities Limited ACN 003 485 952	Friday, 22 May 2015	4,627.23		2,193 Ordinary shares
CBA Equities Limited ACN 003 485 952	Friday, 22 May 2015	12,495.00		5,950 Ordinary shares
CBA Equities Limited	Friday, 22 May 2015	3,131.24		1,477 Ordinary shares

ACN 003 485 952				
CBA Equities Limited ACN 003 485 952	Friday, 22 May 2015	1,914.36		903 Ordinary shares
CBA Equities Limited ACN 003 485 952	Friday, 22 May 2015	5,045.60		2,380 Ordinary shares
CBA Equities Limited ACN 003 485 952	Friday, 22 May 2015	5,021.80		2,380 Ordinary shares
CBA Equities Limited ACN 003 485 952	Tuesday, 26 May 2015	5,045.60		2,380 Ordinary shares
CBA Equities Limited ACN 003 485 952	Tuesday, 26 May 2015	2.14		1 Ordinary shares
CBA Equities Limited ACN 003 485 952	Tuesday, 26 May 2015	393.76		184 Ordinary shares
CBA Equities Limited ACN 003 485 952	Tuesday, 26 May 2015	6,400.74		2,991 Ordinary shares
CBA Equities Limited ACN 003 485 952	Tuesday, 26 May 2015	51,642.48		24,132 Ordinary shares
CBA Equities Limited ACN 003 485 952	Tuesday, 26 May 2015	1,073.52		504 Ordinary shares
CBA Equities Limited ACN 003 485 952	Tuesday, 26 May 2015	1,060.74		498 Ordinary shares
CBA Equities Limited ACN 003 485 952	Tuesday, 26 May 2015	2,068.23		971 Ordinary shares
CBA Equities Limited ACN 003 485 952	Tuesday, 26 May 2015	404.70		190 Ordinary shares
CBA Equities Limited ACN 003 485 952	Tuesday, 26 May 2015	117.15		55 Ordinary shares
CBA Equities Limited ACN 003 485 952	Tuesday, 26 May 2015	3,131.10		1,470 Ordinary shares
CBA Equities Limited ACN 003 485 952	Tuesday, 26 May 2015	5,580.60		2,620 Ordinary shares
CBA Equities Limited ACN 003 485 952	Tuesday, 26 May 2015	6,658.38		3,126 Ordinary shares
CBA Equities Limited ACN 003 485 952	Tuesday, 26 May 2015	2,353.65		1,105 Ordinary shares
CBA Equities Limited ACN 003 485 952	Tuesday, 26 May 2015	2,983.16		1,394 Ordinary shares

CBA Equities Limited ACN 003 485 952	Tuesday, 26 May 2015	2,114.32		988 Ordinary shares
CBA Equities Limited ACN 003 485 952	Tuesday, 26 May 2015	483.64		226 Ordinary shares
CBA Equities Limited ACN 003 485 952	Tuesday, 26 May 2015	361.66		169 Ordinary shares
CBA Equities Limited ACN 003 485 952	Wednesday, 27 May 2015	12,913.67		5,951 Ordinary shares
CBA Equities Limited ACN 003 485 952	Wednesday, 27 May 2015	91,396.06		42,118 Ordinary shares
CBA Equities Limited ACN 003 485 952	Wednesday, 27 May 2015	16,863.07		7,771 Ordinary shares
CBA Equities Limited ACN 003 485 952	Wednesday, 27 May 2015	10,949.82		5,046 Ordinary shares
CBA Equities Limited ACN 003 485 952	Thursday, 28 May 2015	5,236.00		2,380 Ordinary shares
CBA Equities Limited ACN 003 485 952	Thursday, 28 May 2015	922.14		423 Ordinary shares
CBA Equities Limited ACN 003 485 952	Thursday, 28 May 2015	8,837.72		4,054 Ordinary shares
CBA Equities Limited ACN 003 485 952	Thursday, 28 May 2015	8,438.78		3,871 Ordinary shares
CBA Equities Limited ACN 003 485 952	Thursday, 28 May 2015	281.22		129 Ordinary shares
CBA Equities Limited ACN 003 485 952	Thursday, 28 May 2015	2,572.40		1,180 Ordinary shares
CBA Equities Limited ACN 003 485 952	Thursday, 28 May 2015	922.14		423 Ordinary shares
CBA Equities Limited ACN 003 485 952	Thursday, 28 May 2015	28,372.70		13,015 Ordinary shares
CBA Equities Limited ACN 003 485 952	Thursday, 28 May 2015	14,863.24		6,818 Ordinary shares
CBA Equities Limited ACN 003 485 952	Friday, 29 May 2015	8,649.94		3,914 Ordinary shares
CBA Equities Limited ACN 003 485 952	Friday, 29 May 2015	2,543.71		1,151 Ordinary shares
CBA Equities Limited	Friday, 29 May 2015	2,263.04		1,024 Ordinary shares

ACN 003 485 952				
CBA Equities Limited ACN 003 485 952	Friday, 29 May 2015	26.52		12 Ordinary shares
CBA Equities Limited ACN 003 485 952	Friday, 29 May 2015	5,304.00		2,400 Ordinary shares
CBA Equities Limited ACN 003 485 952	Friday, 29 May 2015	1,630.98		738 Ordinary shares
CBA Equities Limited ACN 003 485 952	Friday, 29 May 2015	1,310.53		593 Ordinary shares
CBA Equities Limited ACN 003 485 952	Friday, 29 May 2015	10,519.60		4,760 Ordinary shares
CBA Equities Limited ACN 003 485 952	Friday, 29 May 2015	5,117.00		2,380 Ordinary shares
CBA Equities Limited ACN 003 485 952	Friday, 29 May 2015	19,724.10		9,174 Ordinary shares
CBA Equities Limited ACN 003 485 952	Friday, 29 May 2015	1,162.46		526 Ordinary shares
CBA Equities Limited ACN 003 485 952	Friday, 29 May 2015	44.20		20 Ordinary shares
CBA Equities Limited ACN 003 485 952	Friday, 29 May 2015	95.03		43 Ordinary shares
CBA Equities Limited ACN 003 485 952	Friday, 29 May 2015	815.49		369 Ordinary shares
CBA Equities Limited ACN 003 485 952	Friday, 29 May 2015	5,236.00		2,380 Ordinary shares
CBA Equities Limited ACN 003 485 952	Monday, 1 June 2015	13,083.40		5,947 Ordinary shares
CBA Equities Limited ACN 003 485 952	Monday, 1 June 2015	2,679.95		1,235 Ordinary shares
CBA Equities Limited ACN 003 485 952	Monday, 1 June 2015	5,160.26		2,378 Ordinary shares
CBA Equities Limited ACN 003 485 952	Monday, 1 June 2015	2,577.96		1,188 Ordinary shares
CBA Equities Limited ACN 003 485 952	Monday, 1 June 2015	217.00		100 Ordinary shares
CBA Equities Limited ACN 003 485 952	Monday, 1 June 2015	4,780.51		2,203 Ordinary shares

CBA Equities Limited ACN 003 485 952	Monday, 1 June 2015	4,311.79		1,987 Ordinary shares
CBA Equities Limited ACN 003 485 952	Tuesday, 2 June 2015	1,058.20		481 Ordinary shares
CBA Equities Limited ACN 003 485 952	Tuesday, 2 June 2015	5,302.00		2,410 Ordinary shares
CBA Equities Limited ACN 003 485 952	Tuesday, 2 June 2015	13,640.00		6,200 Ordinary shares
CBA Equities Limited ACN 003 485 952	Friday, 5 June 2015	3,980.43		1,882 Ordinary shares
CBA Equities Limited ACN 003 485 952	Friday, 5 June 2015	1,281.69		606 Ordinary shares
CBA Equities Limited ACN 003 485 952	Friday, 5 June 2015	9,648.63		4,562 Ordinary shares
CBA Equities Limited ACN 003 485 952	Friday, 5 June 2015	3,857.76		1,824 Ordinary shares
CBA Equities Limited ACN 003 485 952	Friday, 5 June 2015	896.76		424 Ordinary shares
CBA Equities Limited ACN 003 485 952	Friday, 5 June 2015	1,381.10		653 Ordinary shares
CBA Equities Limited ACN 003 485 952	Friday, 5 June 2015	46.53		22 Ordinary shares
CBA Equities Limited ACN 003 485 952	Friday, 5 June 2015	46.53		22 Ordinary shares
CBA Equities Limited ACN 003 485 952	Friday, 5 June 2015	289.76		137 Ordinary shares
CBA Equities Limited ACN 003 485 952	Friday, 5 June 2015	2,254.59		1,066 Ordinary shares
CBA Equities Limited ACN 003 485 952	Friday, 5 June 2015	71.91		34 Ordinary shares
CBA Equities Limited ACN 003 485 952	Friday, 5 June 2015	217.85		103 Ordinary shares
CBA Equities Limited ACN 003 485 952	Friday, 5 June 2015	67.68		32 Ordinary shares
CBA Equities Limited ACN 003 485 952	Friday, 5 June 2015	9,858.02		4,661 Ordinary shares
CBA Equities Limited	Friday, 5 June 2015	13,835.27		6,557 Ordinary shares

ACN 003 485 952				
CBA Equities Limited ACN 003 485 952	Friday, 5 June 2015	31,133.05		14,755 Ordinary shares
CBA Equities Limited ACN 003 485 952	Friday, 5 June 2015	1,785.06		844 Ordinary shares
CBA Equities Limited ACN 003 485 952	Friday, 5 June 2015	1,188.63		562 Ordinary shares
CBA Equities Limited ACN 003 485 952	Friday, 5 June 2015	1,374.75		650 Ordinary shares
CBA Equities Limited ACN 003 485 952	Friday, 5 June 2015	1,685.66		797 Ordinary shares
CBA Equities Limited ACN 003 485 952	Tuesday, 9 June 2015	29.26		14 Ordinary shares
CBA Equities Limited ACN 003 485 952	Tuesday, 9 June 2015	5,663.90		2,710 Ordinary shares
CBA Equities Limited ACN 003 485 952	Tuesday, 9 June 2015	622.82		298 Ordinary shares
CBA Equities Limited ACN 003 485 952	Tuesday, 9 June 2015	361.57		173 Ordinary shares
CBA Equities Limited ACN 003 485 952	Tuesday, 9 June 2015	9,273.33		4,437 Ordinary shares
CBA Equities Limited ACN 003 485 952	Tuesday, 9 June 2015	12.54		6 Ordinary shares
CBA Equities Limited ACN 003 485 952	Wednesday, 10 June 2015	55,020.00		26,200 Ordinary shares
CBA Equities Limited ACN 003 485 952	Wednesday, 10 June 2015	1,890.00		900 Ordinary shares
CBA Equities Limited ACN 003 485 952	Wednesday, 10 June 2015	17,182.20		8,182 Ordinary shares
CBA Equities Limited ACN 003 485 952	Wednesday, 10 June 2015	2,076.90		989 Ordinary shares
CBA Equities Limited ACN 003 485 952	Thursday, 11 June 2015	5,141.00		2,425 Ordinary shares
CBA Equities Limited ACN 003 485 952	Thursday, 11 June 2015	9,713.84		4,582 Ordinary shares
CBA Equities Limited ACN 003 485 952	Thursday, 11 June 2015	949.76		448 Ordinary shares

CBA Equities Limited ACN 003 485 952	Thursday, 11 June 2015	4,386.28		2,069 Ordinary shares
CBA Equities Limited ACN 003 485 952	Friday, 12 June 2015	9,296.78		4,513 Ordinary shares
CBA Equities Limited ACN 003 485 952	Friday, 12 June 2015	20,394.00		9,900 Ordinary shares
CBA Equities Limited ACN 003 485 952	Friday, 12 June 2015	1,462.60		710 Ordinary shares
CBA Equities Limited ACN 003 485 952	Friday, 12 June 2015	24,652.02		11,967 Ordinary shares
CBA Equities Limited ACN 003 485 952	Friday, 12 June 2015	1,967.30		955 Ordinary shares
CBA Equities Limited ACN 003 485 952	Friday, 12 June 2015	3,054.98		1,483 Ordinary shares
CBA Equities Limited ACN 003 485 952	Tuesday, 16 June 2015	24,398.64		11,844 Ordinary shares
CBA Equities Limited ACN 003 485 952	Wednesday, 17 June 2015	318.78		154 Ordinary shares
CBA Equities Limited ACN 003 485 952	Wednesday, 17 June 2015	10,000.17		4,831 Ordinary shares
CBA Equities Limited ACN 003 485 952	Wednesday, 17 June 2015	7,702.47		3,721 Ordinary shares
CBA Equities Limited ACN 003 485 952	Wednesday, 17 June 2015	2,072.07		1,001 Ordinary shares
CBA Equities Limited ACN 003 485 952	Wednesday, 17 June 2015	4.14		2 Ordinary shares
CBA Equities Limited ACN 003 485 952	Wednesday, 17 June 2015	7,993.95		3,890 Ordinary shares
CBA Equities Limited ACN 003 485 952	Wednesday, 17 June 2015	4,880.63		2,375 Ordinary shares
CBA Equities Limited ACN 003 485 952	Wednesday, 17 June 2015	4,880.63		2,375 Ordinary shares
CBA Equities Limited ACN 003 485 952	Wednesday, 17 June 2015	7,428.83		3,615 Ordinary shares
CBA Equities Limited ACN 003 485 952	Wednesday, 17 June 2015	9,660.58		4,724 Ordinary shares
CBA Equities Limited	Wednesday, 17 June	613.50		300 Ordinary shares

ACN 003 485 952	2015			
CBA Equities Limited ACN 003 485 952	Wednesday, 17 June 2015	6,985.72		3,416 Ordinary shares
CBA Equities Limited ACN 003 485 952	Wednesday, 17 June 2015	18,013.20		8,830 Ordinary shares
CBA Equities Limited ACN 003 485 952	Wednesday, 17 June 2015	6,709.64		3,281 Ordinary shares
CBA Equities Limited ACN 003 485 952	Wednesday, 17 June 2015	4,760.76		2,328 Ordinary shares
CBA Equities Limited ACN 003 485 952	Wednesday, 17 June 2015	1,636.00		800 Ordinary shares
CBA Equities Limited ACN 003 485 952	Wednesday, 17 June 2015	719.84		352 Ordinary shares
CBA Equities Limited ACN 003 485 952	Wednesday, 17 June 2015	1,385.80		676 Ordinary shares
CBA Equities Limited ACN 003 485 952	Wednesday, 17 June 2015	6,219.70		3,034 Ordinary shares
CBA Equities Limited ACN 003 485 952	Wednesday, 17 June 2015	42.95		21 Ordinary shares
CBA Equities Limited ACN 003 485 952	Wednesday, 17 June 2015	40.90		20 Ordinary shares
CBA Equities Limited ACN 003 485 952	Wednesday, 17 June 2015	42.95		21 Ordinary shares
CBA Equities Limited ACN 003 485 952	Wednesday, 17 June 2015	40.90		20 Ordinary shares
CBA Equities Limited ACN 003 485 952	Wednesday, 17 June 2015	728.02		356 Ordinary shares
CBA Equities Limited ACN 003 485 952	Wednesday, 17 June 2015	42.95		21 Ordinary shares
CBA Equities Limited ACN 003 485 952	Wednesday, 17 June 2015	12,117.60		5,940 Ordinary shares
CBA Equities Limited ACN 003 485 952	Wednesday, 17 June 2015	7,459.65		3,630 Ordinary shares
CBA Equities Limited ACN 003 485 952	Thursday, 18 June 2015	135,101.64		66,882 Ordinary shares
CBA Equities Limited ACN 003 485 952	Thursday, 18 June 2015	12,122.02		6,001 Ordinary shares

CBA Equities Limited ACN 003 485 952	Thursday, 18 June 2015	236,117.80		116,890 Ordinary shares
CBA Equities Limited ACN 003 485 952	Thursday, 18 June 2015	1,813.96		898 Ordinary shares
CBA Equities Limited ACN 003 485 952	Thursday, 18 June 2015	15,117.68		7,484 Ordinary shares
CBA Equities Limited ACN 003 485 952	Thursday, 18 June 2015	66,316.60		32,830 Ordinary shares
CBA Equities Limited ACN 003 485 952	Thursday, 18 June 2015	330,338.68		163,534 Ordinary shares
CBA Equities Limited ACN 003 485 952	Thursday, 18 June 2015	96,509.54		47,777 Ordinary shares
CBA Equities Limited ACN 003 485 952	Friday, 19 June 2015	11,040.65		5,270 Ordinary shares
CBA Equities Limited ACN 003 485 952	Friday, 19 June 2015	8,817.84		4,189 Ordinary shares
CBA Equities Limited ACN 003 485 952	Friday, 19 June 2015	2,843.86		1,351 Ordinary shares
CBA Equities Limited ACN 003 485 952	Friday, 19 June 2015	1,374.57		653 Ordinary shares
CBA Equities Limited ACN 003 485 952	Friday, 19 June 2015	5,658.24		2,688 Ordinary shares
CBA Equities Limited ACN 003 485 952	Friday, 19 June 2015	4,714.40		2,272 Ordinary shares
CBA Equities Limited ACN 003 485 952	Friday, 19 June 2015	4,913.10		2,385 Ordinary shares
CBA Equities Limited ACN 003 485 952	Friday, 19 June 2015	4,901.18		2,385 Ordinary shares
CBA Equities Limited ACN 003 485 952	Friday, 19 June 2015	1,147.48		553 Ordinary shares
CBA Equities Limited ACN 003 485 952	Friday, 19 June 2015	2,305.33		1,111 Ordinary shares
CBA Equities Limited ACN 003 485 952	Friday, 19 June 2015	9,943.50		4,735 Ordinary shares
CBA Equities Limited ACN 003 485 952	Friday, 19 June 2015	6,620.23		3,145 Ordinary shares
CBA Equities Limited	Friday, 19 June 2015	587.29		279 Ordinary shares

ACN 003 485 952				
CBA Equities Limited ACN 003 485 952	Monday, 22 June 2015	3,952.20		1,882 Ordinary shares
CBA Equities Limited ACN 003 485 952	Monday, 22 June 2015	4,464.70		2,121 Ordinary shares
CBA Equities Limited ACN 003 485 952	Monday, 22 June 2015	3,071.20		1,459 Ordinary shares
CBA Equities Limited ACN 003 485 952	Monday, 22 June 2015	1,056.30		503 Ordinary shares
CBA Equities Limited ACN 003 485 952	Monday, 22 June 2015	2,509.50		1,195 Ordinary shares
CBA Equities Limited ACN 003 485 952	Monday, 22 June 2015	10,568.48		5,081 Ordinary shares
CBA Equities Limited ACN 003 485 952	Monday, 22 June 2015	6,431.36		3,092 Ordinary shares
CBA Equities Limited ACN 003 485 952	Monday, 22 June 2015	1,376.96		662 Ordinary shares
CBA Equities Limited ACN 003 485 952	Monday, 22 June 2015	4,609.28		2,216 Ordinary shares
CBA Equities Limited ACN 003 485 952	Monday, 22 June 2015	23,158.72		11,134 Ordinary shares
CBA Equities Limited ACN 003 485 952	Monday, 22 June 2015	17,605.12		8,464 Ordinary shares
CBA Equities Limited ACN 003 485 952	Monday, 22 June 2015	10,291.84		4,948 Ordinary shares
CBA Equities Limited ACN 003 485 952	Monday, 22 June 2015	3,099.20		1,490 Ordinary shares
CBA Equities Limited ACN 003 485 952	Tuesday, 23 June 2015	1,604.38		755 Ordinary shares
CBA Equities Limited ACN 003 485 952	Tuesday, 23 June 2015	22,375.65		10,505 Ordinary shares
CBA Equities Limited ACN 003 485 952	Tuesday, 23 June 2015	15,504.30		7,245 Ordinary shares
CBA Equities Limited ACN 003 485 952	Tuesday, 23 June 2015	8,946.00		4,200 Ordinary shares
CBA Equities Limited ACN 003 485 952	Tuesday, 23 June 2015	10,141.25		4,750 Ordinary shares

CBA Equities Limited ACN 003 485 952	Tuesday, 23 June 2015	9,084.42		4,255 Ordinary shares
CBA Equities Limited ACN 003 485 952	Tuesday, 23 June 2015	12,720.36		5,972 Ordinary shares
CBA Equities Limited ACN 003 485 952	Tuesday, 23 June 2015	89.67		42 Ordinary shares
CBA Equities Limited ACN 003 485 952	Tuesday, 23 June 2015	76.86		36 Ordinary shares
CBA Equities Limited ACN 003 485 952	Tuesday, 23 June 2015	8,967.00		4,200 Ordinary shares
CBA Equities Limited ACN 003 485 952	Tuesday, 23 June 2015	798.49		374 Ordinary shares
CBA Equities Limited ACN 003 485 952	Tuesday, 23 June 2015	1,695.19		794 Ordinary shares
CBA Equities Limited ACN 003 485 952	Tuesday, 23 June 2015	2,135.00		1,000 Ordinary shares
CBA Equities Limited ACN 003 485 952	Tuesday, 23 June 2015	7,578.00		3,600 Ordinary shares
CBA Equities Limited ACN 003 485 952	Tuesday, 23 June 2015	2,641.78		1,255 Ordinary shares
CBA Equities Limited ACN 003 485 952	Tuesday, 23 June 2015	65.25		31 Ordinary shares
CBA Equities Limited ACN 003 485 952	Tuesday, 23 June 2015	54.73		26 Ordinary shares
CBA Equities Limited ACN 003 485 952	Tuesday, 23 June 2015	77.89		37 Ordinary shares
CBA Equities Limited ACN 003 485 952	Tuesday, 23 June 2015	46.31		22 Ordinary shares
CBA Equities Limited ACN 003 485 952	Tuesday, 23 June 2015	25.26		12 Ordinary shares
CBA Equities Limited ACN 003 485 952	Tuesday, 23 June 2015	73.67		35 Ordinary shares
CBA Equities Limited ACN 003 485 952	Tuesday, 23 June 2015	48.41		23 Ordinary shares
CBA Equities Limited ACN 003 485 952	Tuesday, 23 June 2015	86.30		41 Ordinary shares
CBA Equities Limited	Tuesday, 23 June 2015	4.21		2 Ordinary shares

ACN 003 485 952				
CBA Equities Limited ACN 003 485 952	Tuesday, 23 June 2015	6.31		3 Ordinary shares
CBA Equities Limited ACN 003 485 952	Wednesday, 24 June 2015	5,270.85		2,385 Ordinary shares
CBA Equities Limited ACN 003 485 952	Wednesday, 24 June 2015	2,729.35		1,235 Ordinary shares
CBA Equities Limited ACN 003 485 952	Wednesday, 24 June 2015	2,541.50		1,150 Ordinary shares
CBA Equities Limited ACN 003 485 952	Wednesday, 24 June 2015	1,202.74		543 Ordinary shares
CBA Equities Limited ACN 003 485 952	Wednesday, 24 June 2015	5,270.85		2,385 Ordinary shares
CBA Equities Limited ACN 003 485 952	Wednesday, 24 June 2015	5,247.00		2,385 Ordinary shares
CBA Equities Limited ACN 003 485 952	Wednesday, 24 June 2015	8,243.30		3,730 Ordinary shares
CBA Equities Limited ACN 003 485 952	Wednesday, 24 June 2015	8,352.00		3,840 Ordinary shares
CBA Equities Limited ACN 003 485 952	Wednesday, 24 June 2015	7,761.53		3,585 Ordinary shares
CBA Equities Limited ACN 003 485 952	Wednesday, 24 June 2015	4,061.92		1,859 Ordinary shares
CBA Equities Limited ACN 003 485 952	Wednesday, 24 June 2015	9,038.90		4,090 Ordinary shares
CBA Equities Limited ACN 003 485 952	Wednesday, 24 June 2015	5,282.77		2,385 Ordinary shares
CBA Equities Limited ACN 003 485 952	Wednesday, 24 June 2015	1,697.75		777 Ordinary shares
CBA Equities Limited ACN 003 485 952	Wednesday, 24 June 2015	2,296.43		1,051 Ordinary shares
CBA Equities Limited ACN 003 485 952	Wednesday, 24 June 2015	6,262.21		2,866 Ordinary shares
CBA Equities Limited ACN 003 485 952	Wednesday, 24 June 2015	7,949.70		3,630 Ordinary shares
CBA Equities Limited ACN 003 485 952	Wednesday, 24 June 2015	1,909.60		880 Ordinary shares

CBA Equities Limited ACN 003 485 952	Wednesday, 24 June 2015	6,010.90		2,770 Ordinary shares
CBA Equities Limited ACN 003 485 952	Wednesday, 24 June 2015	5,163.52		2,385 Ordinary shares
CBA Equities Limited ACN 003 485 952	Wednesday, 24 June 2015	10,327.05		4,770 Ordinary shares
CBA Equities Limited ACN 003 485 952	Wednesday, 24 June 2015	32,860.08		15,213 Ordinary shares
CBA Equities Limited ACN 003 485 952	Wednesday, 24 June 2015	12,893.04		5,969 Ordinary shares
CBA Equities Limited ACN 003 485 952	Wednesday, 24 June 2015	274.38		125 Ordinary shares
CBA Equities Limited ACN 003 485 952	Wednesday, 24 June 2015	4,111.23		1,873 Ordinary shares
CBA Equities Limited ACN 003 485 952	Thursday, 25 June 2015	1,952.20		908 Ordinary shares
CBA Equities Limited ACN 003 485 952	Thursday, 25 June 2015	1,036.30		482 Ordinary shares
CBA Equities Limited ACN 003 485 952	Thursday, 25 June 2015	5,390.05		2,507 Ordinary shares
CBA Equities Limited ACN 003 485 952	Thursday, 25 June 2015	5,837.25		2,715 Ordinary shares
CBA Equities Limited ACN 003 485 952	Thursday, 25 June 2015	32.25		15 Ordinary shares
CBA Equities Limited ACN 003 485 952	Thursday, 25 June 2015	32.25		15 Ordinary shares
CBA Equities Limited ACN 003 485 952	Thursday, 25 June 2015	3,065.90		1,426 Ordinary shares
CBA Equities Limited ACN 003 485 952	Thursday, 25 June 2015	2,266.10		1,054 Ordinary shares
CBA Equities Limited ACN 003 485 952	Thursday, 25 June 2015	294.55		137 Ordinary shares
CBA Equities Limited ACN 003 485 952	Thursday, 25 June 2015	1,201.85		559 Ordinary shares
CBA Equities Limited ACN 003 485 952	Thursday, 25 June 2015	5,032.35		2,385 Ordinary shares
CBA Equities Limited	Friday, 26 June 2015	19,524.20		9,524 Ordinary shares

ACN 003 485 952				
CBA Equities Limited ACN 003 485 952	Monday, 29 June 2015	10,218.84		5,084 Ordinary shares
CBA Equities Limited ACN 003 485 952	Monday, 29 June 2015	9,296.25		4,625 Ordinary shares
CBA Equities Limited ACN 003 485 952	Monday, 29 June 2015	11,211.69		5,523 Ordinary shares
CBA Equities Limited ACN 003 485 952	Monday, 29 June 2015	1,682.87		829 Ordinary shares
CBA Equities Limited ACN 003 485 952	Monday, 29 June 2015	7,415.40		3,635 Ordinary shares
CBA Equities Limited ACN 003 485 952	Monday, 29 June 2015	41,312.53		20,351 Ordinary shares
CBA Equities Limited ACN 003 485 952	Tuesday, 30 June 2015	4,714.68		2,334 Ordinary shares
CBA Equities Limited ACN 003 485 952	Tuesday, 30 June 2015	48.48		24 Ordinary shares
CBA Equities Limited ACN 003 485 952	Tuesday, 30 June 2015	10,726.20		5,310 Ordinary shares
CBA Equities Limited ACN 003 485 952	Tuesday, 30 June 2015	4,411.68		2,184 Ordinary shares
CBA Equities Limited ACN 003 485 952	Tuesday, 30 June 2015	2,013.38		975 Ordinary shares
CBA Equities Limited ACN 003 485 952	Wednesday, 1 July 2015	214.24		103 Ordinary shares
CBA Equities Limited ACN 003 485 952	Wednesday, 1 July 2015	2.08		1 Ordinary shares
CBA Equities Limited ACN 003 485 952	Wednesday, 1 July 2015	5,139.68		2,471 Ordinary shares
CBA Equities Limited ACN 003 485 952	Wednesday, 1 July 2015	40,017.60		19,056 Ordinary shares
CBA Equities Limited ACN 003 485 952	Thursday, 2 July 2015	1,483.04		713 Ordinary shares
CBA Equities Limited ACN 003 485 952	Thursday, 2 July 2015	894.40		430 Ordinary shares
CBA Equities Limited ACN 003 485 952	Thursday, 2 July 2015	8,652.80		4,160 Ordinary shares

CBA Equities Limited ACN 003 485 952	Thursday, 2 July 2015	10,262.72		4,934 Ordinary shares
CBA Equities Limited ACN 003 485 952	Thursday, 2 July 2015	10,920.00		5,250 Ordinary shares
CBA Equities Limited ACN 003 485 952	Friday, 3 July 2015	11,219.52		5,394 Ordinary shares
CBA Equities Limited ACN 003 485 952	Friday, 3 July 2015	45,766.24		22,003 Ordinary shares
CBA Equities Limited ACN 003 485 952	Friday, 3 July 2015	54,231.84		26,073 Ordinary shares

Colonial First State Asset Management (Australia) Limited ACN 114 194 311

Holder of relevant interest	Date of acquisition	Consideration Cash	Consideration Non-Cash	Class and number of securities
Colonial First State Asset Management (Australia) Limited ACN 114 194 311	Friday, 26 June 2015	279,230.25		136,777 Ordinary shares
Colonial First State Asset Management (Australia) Limited ACN 114 194 311	Monday, 29 June 2015	234,785.64		116,196 Ordinary shares
Colonial First State Asset Management (Australia) Limited ACN 114 194 311	Tuesday, 30 June 2015	249,672.24		121,018 Ordinary shares
Colonial First State Asset Management (Australia) Limited ACN 114 194 311	Wednesday, 1 July 2015	119,927.07		56,913 Ordinary shares
Colonial First State Asset Management (Australia) Limited ACN 114 194 311	Wednesday, 1 July 2015	48,853.03		23,239 Ordinary shares
Colonial First State Asset Management (Australia) Limited ACN 114 194 311	Thursday, 2 July 2015	68,001.57		32,775 Ordinary shares
Colonial First State Asset Management (Australia) Limited ACN 114 194 311	Friday, 3 July 2015	238,093.40		114,490 Ordinary shares

Colonial First State Asset Management (Australia) Limited ACN 114 194 311	Friday, 26 June 2015	4,234.07		2,074 Ordinary shares
Colonial First State Asset Management (Australia) Limited ACN 114 194 311	Monday, 29 June 2015	8,890.64		4,400 Ordinary shares
Colonial First State Asset Management (Australia) Limited ACN 114 194 311	Tuesday, 30 June 2015	9,453.12		4,582 Ordinary shares
Colonial First State Asset Management (Australia) Limited ACN 114 194 311	Friday, 3 July 2015	10,543.57		5,070 Ordinary shares
Colonial First State Asset Management (Australia) Limited ACN 114 194 311	Thursday, 9 April 2015	41,865.14		18,072 Ordinary shares
Colonial First State Asset Management (Australia) Limited ACN 114 194 311	Friday, 26 June 2015	207,118.34		101,454 Ordinary shares
Colonial First State Asset Management (Australia) Limited ACN 114 194 311	Thursday, 9 April 2015	12.22		5 Ordinary shares
Colonial First State Asset Management (Australia) Limited ACN 114 194 311	Thursday, 25 June 2015	20,099.10		9,571 Ordinary shares
Colonial First State Asset Management (Australia) Limited ACN 114 194 311	Friday, 26 June 2015	465,098.61		227,822 Ordinary shares
Colonial First State Asset Management (Australia) Limited ACN 114 194 311	Monday, 29 June 2015	441,539.49		218,519 Ordinary shares
Colonial First State Asset Management (Australia) Limited ACN 114 194 311	Tuesday, 30 June 2015	469,532.68		227,586 Ordinary shares
Colonial First State Asset Management (Australia) Limited ACN	Wednesday, 1 July 2015	217,970.88		103,441 Ordinary shares

114 194 311				
Colonial First State Asset Management (Australia) Limited ACN 114 194 311	Wednesday, 1 July 2015	88,790.62		42,237 Ordinary shares
Colonial First State Asset Management (Australia) Limited ACN 114 194 311	Thursday, 2 July 2015	123,591.69		59,568 Ordinary shares
Colonial First State Asset Management (Australia) Limited ACN 114 194 311	Friday, 3 July 2015	436,194.02		209,749 Ordinary shares
Colonial First State Asset Management (Australia) Limited ACN 114 194 311	Friday, 26 June 2015	35,456.77		17,368 Ordinary shares
Colonial First State Asset Management (Australia) Limited ACN 114 194 311	Monday, 29 June 2015	33,669.26		16,663 Ordinary shares
Colonial First State Asset Management (Australia) Limited ACN 114 194 311	Tuesday, 30 June 2015	35,803.04		17,354 Ordinary shares
Colonial First State Asset Management (Australia) Limited ACN 114 194 311	Wednesday, 1 July 2015	16,617.38		7,886 Ordinary shares
Colonial First State Asset Management (Australia) Limited ACN 114 194 311	Wednesday, 1 July 2015	6,771.19		3,221 Ordinary shares
Colonial First State Asset Management (Australia) Limited ACN 114 194 311	Thursday, 2 July 2015	9,421.67		4,541 Ordinary shares
Colonial First State Asset Management (Australia) Limited ACN 114 194 311	Friday, 3 July 2015	33,246.57		15,987 Ordinary shares
Colonial First State Asset Management (Australia) Limited ACN 114 194 311	Friday, 26 June 2015	2,163.99		1,060 Ordinary shares
Colonial First State Asset Management	Monday, 29 June 2015	4,487.75		2,221 Ordinary shares

(Australia) Limited ACN 114 194 311				
Colonial First State Asset Management (Australia) Limited ACN 114 194 311	Tuesday, 30 June 2015	4,774.01		2,314 Ordinary shares
Colonial First State Asset Management (Australia) Limited ACN 114 194 311	Friday, 3 July 2015	5,325.86		2,561 Ordinary shares
Colonial First State Asset Management (Australia) Limited ACN 114 194 311	Friday, 26 June 2015	253,115.38		123,985 Ordinary shares
Colonial First State Asset Management (Australia) Limited ACN 114 194 311	Monday, 29 June 2015	531,060.15		262,823 Ordinary shares
Colonial First State Asset Management (Australia) Limited ACN 114 194 311	Tuesday, 30 June 2015	564,736.49		273,732 Ordinary shares
Colonial First State Asset Management (Australia) Limited ACN 114 194 311	Friday, 3 July 2015	636,390.87		306,016 Ordinary shares
Colonial First State Asset Management (Australia) Limited ACN 114 194 311	Friday, 26 June 2015	80,661.71		39,511 Ordinary shares
Colonial First State Asset Management (Australia) Limited ACN 114 194 311	Monday, 29 June 2015	61,933.41		30,651 Ordinary shares
Colonial First State Asset Management (Australia) Limited ACN 114 194 311	Tuesday, 30 June 2015	65,860.34		31,923 Ordinary shares
Colonial First State Asset Management (Australia) Limited ACN 114 194 311	Wednesday, 1 July 2015	13,254.37		6,305 Ordinary shares
Colonial First State Asset Management (Australia) Limited ACN 114 194 311	Wednesday, 1 July 2015	32,535.17		15,440 Ordinary shares

Colonial First State Asset Management (Australia) Limited ACN 114 194 311	Thursday, 2 July 2015	18,447.05		8,891 Ordinary shares
Colonial First State Asset Management (Australia) Limited ACN 114 194 311	Friday, 3 July 2015	65,239.13		31,371 Ordinary shares
Colonial First State Asset Management (Australia) Limited ACN 114 194 311	Friday, 24 April 2015	3,972.10		1,727 Ordinary shares
Colonial First State Asset Management (Australia) Limited ACN 114 194 311	Friday, 26 June 2015	388,270.84		190,189 Ordinary shares
Colonial First State Asset Management (Australia) Limited ACN 114 194 311	Monday, 29 June 2015	369,169.68		182,703 Ordinary shares
Colonial First State Asset Management (Australia) Limited ACN 114 194 311	Tuesday, 30 June 2015	392,574.92		190,284 Ordinary shares
Colonial First State Asset Management (Australia) Limited ACN 114 194 311	Wednesday, 1 July 2015	183,050.36		86,869 Ordinary shares
Colonial First State Asset Management (Australia) Limited ACN 114 194 311	Wednesday, 1 July 2015	74,567.14		35,471 Ordinary shares
Colonial First State Asset Management (Australia) Limited ACN 114 194 311	Thursday, 2 July 2015	103,793.94		50,026 Ordinary shares
Colonial First State Asset Management (Australia) Limited ACN 114 194 311	Friday, 3 July 2015	361,436.56		173,801 Ordinary shares
Colonial First State Asset Management (Australia) Limited ACN 114 194 311	Friday, 3 July 2015	2,993.12		1,439 Ordinary shares
Colonial First State Asset Management (Australia) Limited ACN	Thursday, 26 March 2015	4,716.00		2,096 Ordinary shares

114 194 311				
Colonial First State Asset Management (Australia) Limited ACN 114 194 311	Tuesday, 21 April 2015	4,257.30		1,851 Ordinary shares
Colonial First State Asset Management (Australia) Limited ACN 114 194 311	Thursday, 28 May 2015	9,572.38		4,391 Ordinary shares
Colonial First State Asset Management (Australia) Limited ACN 114 194 311	Friday, 26 June 2015	890,214.45		436,059 Ordinary shares
Colonial First State Asset Management (Australia) Limited ACN 114 194 311	Monday, 29 June 2015	819,320.97		405,484 Ordinary shares
Colonial First State Asset Management (Australia) Limited ACN 114 194 311	Tuesday, 30 June 2015	871,265.70		422,309 Ordinary shares
Colonial First State Asset Management (Australia) Limited ACN 114 194 311	Wednesday, 1 July 2015	165,491.49		78,723 Ordinary shares
Colonial First State Asset Management (Australia) Limited ACN 114 194 311	Wednesday, 1 July 2015	406,251.30		192,792 Ordinary shares
Colonial First State Asset Management (Australia) Limited ACN 114 194 311	Thursday, 2 July 2015	230,348.45		111,022 Ordinary shares
Colonial First State Asset Management (Australia) Limited ACN 114 194 311	Friday, 3 July 2015	772,912.45		371,664 Ordinary shares
Colonial First State Asset Management (Australia) Limited ACN 114 194 311	Tuesday, 14 April 2015	14,775.08		6,452 Ordinary shares
Colonial First State Asset Management (Australia) Limited ACN 114 194 311	Friday, 26 June 2015	400,666.83		196,261 Ordinary shares
Colonial First State Asset Management	Monday, 29 June 2015	369,967.82		183,098 Ordinary shares

(Australia) Limited ACN 114 194 311				
Colonial First State Asset Management (Australia) Limited ACN 114 194 311	Tuesday, 30 June 2015	393,422.85		190,695 Ordinary shares
Colonial First State Asset Management (Australia) Limited ACN 114 194 311	Wednesday, 1 July 2015	75,000.19		35,677 Ordinary shares
Colonial First State Asset Management (Australia) Limited ACN 114 194 311	Wednesday, 1 July 2015	184,114.49		87,374 Ordinary shares
Colonial First State Asset Management (Australia) Limited ACN 114 194 311	Thursday, 2 July 2015	104,395.64		50,316 Ordinary shares
Colonial First State Asset Management (Australia) Limited ACN 114 194 311	Friday, 3 July 2015	372,057.08		178,908 Ordinary shares
Colonial First State Asset Management (Australia) Limited ACN 114 194 311	Thursday, 2 July 2015	1,037,900.00		500,000 Ordinary shares
Colonial First State Asset Management (Australia) Limited ACN 114 194 311	Friday, 26 June 2015	538,202.69		263,631 Ordinary shares
Colonial First State Asset Management (Australia) Limited ACN 114 194 311	Monday, 29 June 2015	497,027.19		245,980 Ordinary shares
Colonial First State Asset Management (Australia) Limited ACN 114 194 311	Tuesday, 30 June 2015	528,537.34		256,186 Ordinary shares
Colonial First State Asset Management (Australia) Limited ACN 114 194 311	Wednesday, 1 July 2015	248,719.14		118,033 Ordinary shares
Colonial First State Asset Management (Australia) Limited ACN 114 194 311	Wednesday, 1 July 2015	101,317.63		48,196 Ordinary shares

Colonial First State Asset Management (Australia) Limited ACN 114 194 311	Thursday, 2 July 2015	141,028.31		67,972 Ordinary shares
Colonial First State Asset Management (Australia) Limited ACN 114 194 311	Friday, 3 July 2015	487,181.65		234,267 Ordinary shares
Colonial First State Asset Management (Australia) Limited ACN 114 194 311	Friday, 6 March 2015	9,942.15		4,195 Ordinary shares
Colonial First State Asset Management (Australia) Limited ACN 114 194 311	Monday, 30 March 2015	19,400.88		8,472 Ordinary shares
Colonial First State Asset Management (Australia) Limited ACN 114 194 311	Tuesday, 7 April 2015	12,535.44		5,498 Ordinary shares
Colonial First State Asset Management (Australia) Limited ACN 114 194 311	Monday, 13 April 2015	4,978.78		2,203 Ordinary shares
Colonial First State Asset Management (Australia) Limited ACN 114 194 311	Tuesday, 21 April 2015	20,631.00		8,970 Ordinary shares
Colonial First State Asset Management (Australia) Limited ACN 114 194 311	Monday, 4 May 2015	6,686.40		2,985 Ordinary shares
Colonial First State Asset Management (Australia) Limited ACN 114 194 311	Wednesday, 6 May 2015	8,000.88		3,774 Ordinary shares
Colonial First State Asset Management (Australia) Limited ACN 114 194 311	Thursday, 7 May 2015	1,405.53		679 Ordinary shares
Colonial First State Asset Management (Australia) Limited ACN 114 194 311	Tuesday, 19 May 2015	11,289.00		5,325 Ordinary shares
Colonial First State Asset Management (Australia) Limited ACN	Thursday, 21 May 2015	10,801.40		5,095 Ordinary shares

114 194 311				
Colonial First State Asset Management (Australia) Limited ACN 114 194 311	Thursday, 4 June 2015	9,499.22		4,502 Ordinary shares
Colonial First State Asset Management (Australia) Limited ACN 114 194 311	Friday, 5 June 2015	7,699.39		3,649 Ordinary shares
Colonial First State Asset Management (Australia) Limited ACN 114 194 311	Wednesday, 10 June 2015	8,691.90		4,139 Ordinary shares
Colonial First State Asset Management (Australia) Limited ACN 114 194 311	Friday, 12 June 2015	12,739.04		6,184 Ordinary shares
Colonial First State Asset Management (Australia) Limited ACN 114 194 311	Thursday, 25 June 2015	7,679.70		3,657 Ordinary shares
Colonial First State Asset Management (Australia) Limited ACN 114 194 311	Friday, 3 July 2015	32,425.12		15,589 Ordinary shares
Colonial First State Asset Management (Australia) Limited ACN 114 194 311	Friday, 26 June 2015	251,145.33		123,020 Ordinary shares
Colonial First State Asset Management (Australia) Limited ACN 114 194 311	Monday, 29 June 2015	192,848.08		95,441 Ordinary shares
Colonial First State Asset Management (Australia) Limited ACN 114 194 311	Tuesday, 30 June 2015	205,074.20		99,401 Ordinary shares
Colonial First State Asset Management (Australia) Limited ACN 114 194 311	Wednesday, 1 July 2015	41,270.39		19,632 Ordinary shares
Colonial First State Asset Management (Australia) Limited ACN 114 194 311	Wednesday, 1 July 2015	101,314.18		48,080 Ordinary shares
Colonial First State Asset Management	Thursday, 2 July 2015	57,444.99		27,687 Ordinary shares

(Australia) Limited ACN 114 194 311				
Colonial First State Asset Management (Australia) Limited ACN 114 194 311	Friday, 3 July 2015	203,129.09		97,677 Ordinary shares
Colonial First State Asset Management (Australia) Limited ACN 114 194 311	Friday, 26 June 2015	274,148.95		134,288 Ordinary shares
Colonial First State Asset Management (Australia) Limited ACN 114 194 311	Monday, 29 June 2015	571,108.45		282,643 Ordinary shares
Colonial First State Asset Management (Australia) Limited ACN 114 194 311	Tuesday, 30 June 2015	607,327.13		294,376 Ordinary shares
Colonial First State Asset Management (Australia) Limited ACN 114 194 311	Friday, 3 July 2015	677,968.32		326,009 Ordinary shares
Colonial First State Asset Management (Australia) Limited ACN 114 194 311	Friday, 26 June 2015	523,646.79		256,501 Ordinary shares
Colonial First State Asset Management (Australia) Limited ACN 114 194 311	Monday, 29 June 2015	297,781.88		147,373 Ordinary shares
Colonial First State Asset Management (Australia) Limited ACN 114 194 311	Tuesday, 30 June 2015	316,659.03		153,487 Ordinary shares
Colonial First State Asset Management (Australia) Limited ACN 114 194 311	Wednesday, 1 July 2015	140,874.75		66,854 Ordinary shares
Colonial First State Asset Management (Australia) Limited ACN 114 194 311	Wednesday, 1 July 2015	57,387.96		27,299 Ordinary shares
Colonial First State Asset Management (Australia) Limited ACN 114 194 311	Thursday, 2 July 2015	79,877.73		38,499 Ordinary shares

Colonial First State Asset Management (Australia) Limited ACN 114 194 311	Friday, 3 July 2015	574,138.05		276,081 Ordinary shares
---	---------------------	------------	--	-------------------------

Colonial First State Investments Limited (Note 1) ACN 002 348 352

Holder of relevant interest	Date of acquisition	Consideration Cash	Consideration Non-Cash	Class and number of securities
Colonial First State Investments Limited (Note 1) ACN 002 348 352	Thursday, 7 May 2015	16,383.02		7,900 Ordinary shares
Colonial First State Investments Limited (Note 1) ACN 002 348 352	Tuesday, 12 May 2015	3,989.43		1,900 Ordinary shares
Colonial First State Investments Limited (Note 1) ACN 002 348 352	Wednesday, 13 May 2015	24,978.10		11,900 Ordinary shares
Colonial First State Investments Limited (Note 1) ACN 002 348 352	Tuesday, 26 May 2015	11,056.24		5,200 Ordinary shares
Colonial First State Investments Limited (Note 1) ACN 002 348 352	Wednesday, 27 May 2015	7,437.50		3,500 Ordinary shares
Colonial First State Investments Limited (Note 1) ACN 002 348 352	Tuesday, 2 June 2015	10,072.16		4,600 Ordinary shares
Colonial First State Investments Limited (Note 1) ACN 002 348 352	Tuesday, 10 March 2015	5,081.35		2,162 Ordinary shares
Colonial First State Investments Limited (Note 1) ACN 002 348 352	Thursday, 26 March 2015	28,185.07		12,463 Ordinary shares
Colonial First State Investments Limited (Note 1) ACN 002 348 352	Monday, 30 March 2015	13,981.97		6,111 Ordinary shares
Colonial First State Investments Limited	Tuesday, 7 April 2015	13,692.15		5,964 Ordinary shares

(Note 1) ACN 002 348 352				
Colonial First State Investments Limited (Note 1) ACN 002 348 352	Thursday, 9 April 2015	19,958.12		8,699 Ordinary shares
Colonial First State Investments Limited (Note 1) ACN 002 348 352	Monday, 13 April 2015	16,762.58		7,387 Ordinary shares
Colonial First State Investments Limited (Note 1) ACN 002 348 352	Wednesday, 15 April 2015	8,407.89		3,708 Ordinary shares
Colonial First State Investments Limited (Note 1) ACN 002 348 352	Friday, 17 April 2015	33,149.41		14,737 Ordinary shares
Colonial First State Investments Limited (Note 1) ACN 002 348 352	Tuesday, 21 April 2015	28,875.09		12,579 Ordinary shares
Colonial First State Investments Limited (Note 1) ACN 002 348 352	Thursday, 23 April 2015	14,124.18		6,306 Ordinary shares
Colonial First State Investments Limited (Note 1) ACN 002 348 352	Monday, 27 April 2015	4,642.32		1,967 Ordinary shares
Colonial First State Investments Limited (Note 1) ACN 002 348 352	Wednesday, 13 May 2015	9,892.76		4,703 Ordinary shares
Colonial First State Investments Limited (Note 1) ACN 002 348 352	Friday, 19 June 2015	6,787.11		3,272 Ordinary shares
Colonial First State Investments Limited (Note 1) ACN 002 348 352	Monday, 22 June 2015	1,450.62		689 Ordinary shares
Colonial First State Investments Limited (Note 1) ACN 002 348 352	Friday, 3 July 2015	37,346.34		17,936 Ordinary shares

Colonial First State Investments Limited (Note 1) ACN 002 348 352	Wednesday, 1 April 2015	189,220.50		84,098 Ordinary shares
Colonial First State Investments Limited (Note 1) ACN 002 348 352	Wednesday, 1 April 2015	91,070.11		40,490 Ordinary shares
Colonial First State Investments Limited (Note 1) ACN 002 348 352	Wednesday, 1 April 2015	16,752.21		7,465 Ordinary shares
Colonial First State Investments Limited (Note 1) ACN 002 348 352	Tuesday, 7 April 2015	2,782.33		1,223 Ordinary shares
Colonial First State Investments Limited (Note 1) ACN 002 348 352	Tuesday, 7 April 2015	20,375.52		8,976 Ordinary shares
Colonial First State Investments Limited (Note 1) ACN 002 348 352	Tuesday, 7 April 2015	19,250.84		8,466 Ordinary shares
Colonial First State Investments Limited (Note 1) ACN 002 348 352	Wednesday, 8 April 2015	33,959.35		14,966 Ordinary shares
Colonial First State Investments Limited (Note 1) ACN 002 348 352	Monday, 13 April 2015	718,716.21		317,314 Ordinary shares
Colonial First State Investments Limited (Note 1) ACN 002 348 352	Tuesday, 14 April 2015	108,306.39		48,164 Ordinary shares
Colonial First State Investments Limited (Note 1) ACN 002 348 352	Tuesday, 14 April 2015	3,764.46		1,676 Ordinary shares
Colonial First State Investments Limited (Note 1) ACN 002 348 352	Wednesday, 15 April 2015	24,826.50		11,034 Ordinary shares
Colonial First State Investments Limited (Note 1) ACN 002 348	Thursday, 16 April 2015	830,013.75		368,895 Ordinary shares

352				
Colonial First State Investments Limited (Note 1) ACN 002 348 352	Thursday, 16 April 2015	30,030.12		13,358 Ordinary shares
Colonial First State Investments Limited (Note 1) ACN 002 348 352	Friday, 17 April 2015	1,048,398.44		466,017 Ordinary shares
Colonial First State Investments Limited (Note 1) ACN 002 348 352	Monday, 20 April 2015	74,097.90		33,277 Ordinary shares
Colonial First State Investments Limited (Note 1) ACN 002 348 352	Tuesday, 21 April 2015	277,013.25		123,117 Ordinary shares
Colonial First State Investments Limited (Note 1) ACN 002 348 352	Wednesday, 22 April 2015	168,709.50		74,982 Ordinary shares
Colonial First State Investments Limited (Note 1) ACN 002 348 352	Thursday, 23 April 2015	471,214.28		210,853 Ordinary shares
Colonial First State Investments Limited (Note 1) ACN 002 348 352	Tuesday, 28 April 2015	127,087.13		55,618 Ordinary shares
Colonial First State Investments Limited (Note 1) ACN 002 348 352	Wednesday, 29 April 2015	667,445.09		299,343 Ordinary shares
Colonial First State Investments Limited (Note 1) ACN 002 348 352	Thursday, 30 April 2015	157,316.40		71,200 Ordinary shares
Colonial First State Investments Limited (Note 1) ACN 002 348 352	Friday, 1 May 2015	77,649.71		35,536 Ordinary shares
Colonial First State Investments Limited (Note 1) ACN 002 348 352	Monday, 4 May 2015	237,015.87		107,247 Ordinary shares
Colonial First State Investments Limited	Monday, 4 May 2015	226,021.12		102,272 Ordinary shares

(Note 1) ACN 002 348 352				
Colonial First State Investments Limited (Note 1) ACN 002 348 352	Tuesday, 5 May 2015	23,907.92		10,891 Ordinary shares
Colonial First State Investments Limited (Note 1) ACN 002 348 352	Tuesday, 5 May 2015	78,339.36		35,288 Ordinary shares
Colonial First State Investments Limited (Note 1) ACN 002 348 352	Wednesday, 6 May 2015	656,327.01		308,265 Ordinary shares
Colonial First State Investments Limited (Note 1) ACN 002 348 352	Wednesday, 6 May 2015	33,602.62		15,813 Ordinary shares
Colonial First State Investments Limited (Note 1) ACN 002 348 352	Thursday, 7 May 2015	77,525.64		37,452 Ordinary shares
Colonial First State Investments Limited (Note 1) ACN 002 348 352	Thursday, 7 May 2015	103,046.85		49,950 Ordinary shares
Colonial First State Investments Limited (Note 1) ACN 002 348 352	Thursday, 7 May 2015	31,536.36		15,459 Ordinary shares
Colonial First State Investments Limited (Note 1) ACN 002 348 352	Friday, 8 May 2015	76,016.96		36,438 Ordinary shares
Colonial First State Investments Limited (Note 1) ACN 002 348 352	Friday, 29 May 2015	122,837.01		55,605 Ordinary shares
Colonial First State Investments Limited (Note 1) ACN 002 348 352	Wednesday, 3 June 2015	38,611.56		18,213 Ordinary shares
Colonial First State Investments Limited (Note 1) ACN 002 348 352	Thursday, 4 June 2015	41,857.73		19,804 Ordinary shares

Colonial First State Investments Limited (Note 1) ACN 002 348 352	Friday, 5 June 2015	33,980.85		16,078 Ordinary shares
Colonial First State Investments Limited (Note 1) ACN 002 348 352	Tuesday, 9 June 2015	98,930.30		47,360 Ordinary shares
Colonial First State Investments Limited (Note 1) ACN 002 348 352	Wednesday, 10 June 2015	5,242.10		2,520 Ordinary shares
Colonial First State Investments Limited (Note 1) ACN 002 348 352	Thursday, 11 June 2015	275,718.56		132,557 Ordinary shares
Colonial First State Investments Limited (Note 1) ACN 002 348 352	Thursday, 11 June 2015	78,407.68		37,696 Ordinary shares
Colonial First State Investments Limited (Note 1) ACN 002 348 352	Wednesday, 17 June 2015	426,123.25		207,865 Ordinary shares
Colonial First State Investments Limited (Note 1) ACN 002 348 352	Thursday, 18 June 2015	18,080.40		9,120 Ordinary shares
Colonial First State Investments Limited (Note 1) ACN 002 348 352	Thursday, 18 June 2015	17,746.52		8,908 Ordinary shares
Colonial First State Investments Limited (Note 1) ACN 002 348 352	Friday, 26 June 2015	34,608.02		16,934 Ordinary shares
Colonial First State Investments Limited (Note 1) ACN 002 348 352	Tuesday, 30 June 2015	54,270.70		26,322 Ordinary shares
Colonial First State Investments Limited (Note 1) ACN 002 348 352	Friday, 3 July 2015	102,265.04		49,199 Ordinary shares
Colonial First State Investments Limited (Note 1) ACN 002 348	Thursday, 7 May 2015	57,029.50		27,500 Ordinary shares

352				
Colonial First State Investments Limited (Note 1) ACN 002 348 352	Tuesday, 12 May 2015	13,858.02		6,600 Ordinary shares
Colonial First State Investments Limited (Note 1) ACN 002 348 352	Wednesday, 13 May 2015	86,688.70		41,300 Ordinary shares
Colonial First State Investments Limited (Note 1) ACN 002 348 352	Tuesday, 26 May 2015	38,696.84		18,200 Ordinary shares
Colonial First State Investments Limited (Note 1) ACN 002 348 352	Wednesday, 27 May 2015	25,500.00		12,000 Ordinary shares
Colonial First State Investments Limited (Note 1) ACN 002 348 352	Tuesday, 2 June 2015	35,033.60		16,000 Ordinary shares
Colonial First State Investments Limited (Note 1) ACN 002 348 352	Wednesday, 25 March 2015	1,107,727.65		482,670 Ordinary shares
Colonial First State Investments Limited (Note 1) ACN 002 348 352	Friday, 27 March 2015	103,767.38		45,596 Ordinary shares
Colonial First State Investments Limited (Note 1) ACN 002 348 352	Friday, 27 March 2015	54,244.77		24,112 Ordinary shares
Colonial First State Investments Limited (Note 1) ACN 002 348 352	Wednesday, 1 April 2015	442,212.75		196,539 Ordinary shares
Colonial First State Investments Limited (Note 1) ACN 002 348 352	Wednesday, 1 April 2015	212,835.05		94,627 Ordinary shares
Colonial First State Investments Limited (Note 1) ACN 002 348 352	Wednesday, 1 April 2015	39,152.81		17,447 Ordinary shares
Colonial First State Investments Limited	Tuesday, 7 April 2015	19,919.90		8,756 Ordinary shares

(Note 1) ACN 002 348 352				
Colonial First State Investments Limited (Note 1) ACN 002 348 352	Tuesday, 7 April 2015	145,917.87		64,281 Ordinary shares
Colonial First State Investments Limited (Note 1) ACN 002 348 352	Tuesday, 7 April 2015	137,870.35		60,629 Ordinary shares
Colonial First State Investments Limited (Note 1) ACN 002 348 352	Wednesday, 8 April 2015	105,678.91		46,571 Ordinary shares
Colonial First State Investments Limited (Note 1) ACN 002 348 352	Tuesday, 14 April 2015	16,248.29		7,234 Ordinary shares
Colonial First State Investments Limited (Note 1) ACN 002 348 352	Tuesday, 14 April 2015	467,435.02		207,869 Ordinary shares
Colonial First State Investments Limited (Note 1) ACN 002 348 352	Wednesday, 15 April 2015	53,604.00		23,824 Ordinary shares
Colonial First State Investments Limited (Note 1) ACN 002 348 352	Thursday, 16 April 2015	282,129.75		125,391 Ordinary shares
Colonial First State Investments Limited (Note 1) ACN 002 348 352	Thursday, 16 April 2015	10,208.62		4,541 Ordinary shares
Colonial First State Investments Limited (Note 1) ACN 002 348 352	Monday, 4 May 2015	217,136.92		98,252 Ordinary shares
Colonial First State Investments Limited (Note 1) ACN 002 348 352	Monday, 4 May 2015	207,063.74		93,694 Ordinary shares
Colonial First State Investments Limited (Note 1) ACN 002 348 352	Tuesday, 5 May 2015	74,814.00		33,700 Ordinary shares

Colonial First State Investments Limited (Note 1) ACN 002 348 352	Tuesday, 5 May 2015	22,832.28		10,401 Ordinary shares
Colonial First State Investments Limited (Note 1) ACN 002 348 352	Tuesday, 26 May 2015	36,535.15		17,236 Ordinary shares
Colonial First State Investments Limited (Note 1) ACN 002 348 352	Wednesday, 3 June 2015	121,641.36		57,378 Ordinary shares
Colonial First State Investments Limited (Note 1) ACN 002 348 352	Thursday, 4 June 2015	85,459.19		40,433 Ordinary shares
Colonial First State Investments Limited (Note 1) ACN 002 348 352	Friday, 5 June 2015	74,450.15		35,226 Ordinary shares
Colonial First State Investments Limited (Note 1) ACN 002 348 352	Wednesday, 10 June 2015	24,567.16		11,810 Ordinary shares
Colonial First State Investments Limited (Note 1) ACN 002 348 352	Thursday, 11 June 2015	164,392.80		79,035 Ordinary shares
Colonial First State Investments Limited (Note 1) ACN 002 348 352	Thursday, 11 June 2015	578,081.92		277,924 Ordinary shares
Colonial First State Investments Limited (Note 1) ACN 002 348 352	Wednesday, 17 June 2015	612,082.85		298,577 Ordinary shares
Colonial First State Investments Limited (Note 1) ACN 002 348 352	Thursday, 18 June 2015	28,708.58		14,481 Ordinary shares
Colonial First State Investments Limited (Note 1) ACN 002 348 352	Thursday, 18 June 2015	28,177.10		14,143 Ordinary shares
Colonial First State Investments Limited (Note 1) ACN 002 348	Thursday, 2 July 2015	295,131.85		142,562 Ordinary shares

352				
Colonial First State Investments Limited (Note 1) ACN 002 348 352	Thursday, 2 July 2015	5,438.52		2,620 Ordinary shares
Colonial First State Investments Limited (Note 1) ACN 002 348 352	Friday, 19 June 2015	14,426.76		6,955 Ordinary shares
Colonial First State Investments Limited (Note 1) ACN 002 348 352	Monday, 22 June 2015	3,082.31		1,464 Ordinary shares
Colonial First State Investments Limited (Note 1) ACN 002 348 352	Wednesday, 27 May 2015	445,712.82		207,106 Ordinary shares
Colonial First State Investments Limited (Note 1) ACN 002 348 352	Wednesday, 3 June 2015	289,358.50		135,088 Ordinary shares
Colonial First State Investments Limited (Note 1) ACN 002 348 352	Wednesday, 10 June 2015	76,887.03		36,695 Ordinary shares

Avanteos Investments Limited ACN 096 259 979


Holder of relevant interest	Date of acquisition	Consideration Cash	Consideration Non-Cash	Class and number of securities
Avanteos Investments Limited ACN 096 259 979	Friday, 19 June 2015	6,197.58		2,994 Ordinary shares
Avanteos Investments Limited ACN 096 259 979	Thursday, 9 April 2015	4,655.60		2,060 Ordinary shares
Avanteos Investments Limited ACN 096 259 979	Thursday, 18 June 2015	15,402.00		7,550 Ordinary shares
Avanteos Investments Limited ACN 096 259 979	Thursday, 18 June 2015	15,402.00		7,550 Ordinary shares

Realindex Investments Pty Limited ACN 133 312 017

Holder of relevant interest	Date of acquisition	Consideration Cash	Consideration Non-Cash	Class and number of securities
Realindex Investments Pty Limited ACN 133 312 017	Wednesday, 22 April 2015	92,229.76		41,174 Ordinary shares

Annexure C

This is annexure C referred to in Form 603, Notice of initial substantial holder dated **03/07/2015**



Carla Collingwood

Company Secretary

Dated the 6 July 2015

Commonwealth Bank of Australia will, if requested by the company or responsible entity to whom this form must be given or by the Australian Securities and Investments Commission (ASIC), give a copy of one or more of the following agreements to the company, responsible entity or ASIC (as appropriate).

Barclays Capital Securities Ltd

Type of agreement:	Global Master Securities Lending Agreement
Parties to agreement:	(1) Commonwealth Bank of Australia and (2) Barclays Capital Securities Ltd
Can the parties exercise voting rights attaching to the securities?	No
If yes in what circumstances?	N/A
Date on which the securities were (or are) expected to be delivered to the borrower or its nominee (ie borrow date):	The dates indicated in Annexure B on which securities were borrowed.
Scheduled date (if any) when the securities are expected to be returned to the borrower or its nominee (ie return date):	Any particular day.
Does the borrower have the right to return the securities early? [Yes/No]	Yes
If yes in which circumstances?	At any time subject to giving notice.
Does the lender have the right to recall the securities early (ie before the scheduled return date)? [Yes/No]	Yes
If yes in which circumstances?	At any time subject to giving notice.
Are there circumstances in which the borrower will not be required to return the securities on settlement? [Yes/No]	No
If yes in which circumstances?	N/A

Morgan Stanley Australia Securities Limited

Type of agreement:	Australian Master Securities Lending Agreement
--------------------	--

Parties to agreement:	(1) Commonwealth Bank of Australia and (2) Morgan Stanley Australia Securities Limited
Can the parties exercise voting rights attaching to the securities?	No
If yes in what circumstances?	N/A
Date on which the securities were (or are) expected to be delivered to the borrower or its nominee (ie borrow date):	The dates indicated in Annexure B on which securities were borrowed.
Scheduled date (if any) when the securities are expected to be returned to the borrower or its nominee (ie return date):	Any particular day.
Does the borrower have the right to return the securities early? [Yes/No]	Yes
If yes in which circumstances?	At any time subject to giving notice.
Does the lender have the right to recall the securities early (ie before the scheduled return date)? [Yes/No]	Yes
If yes in which circumstances?	At any time subject to giving notice.
Are there circumstances in which the borrower will not be required to return the securities on settlement? [Yes/No]	No
If yes in which circumstances?	N/A