



GLOBE INTERNATIONAL LIMITED / ANNUAL REPORT 2015

GLOBECORPORATE.COM | est. Australia 1984

ABN 65007066033



**GLOBE
INT'L
LTD**

GLOBE INTERNATIONAL

Globe International Limited is a global producer and distributor specializing in purpose-built apparel, footwear and hardgoods for the boardsports, street fashion and workwear markets.

Globe International products are sold in more than one hundred countries around the world and has offices, distribution and manufacturing centres in Melbourne, Sydney, Gold Coast, Los Angeles, Hossegor, Lyon, London and Shenzhen.

Globe International's proprietary brands include Globe, FXD, Enjoi, Blind, Almost, Cliché, Darkstar, Dusters, Speed Demons and Tensor. The company is listed on the Australian Securities Exchange and has three operating segments: Australasia, North America and Europe.

Globe International brands are sold direct and by third party distributors around the world, and the company has a number of "Globe" branded retail stores in various territories.

Globe International also maintains diverse licensing and distribution businesses of leading third party owned brands for the Australian and New Zealand market operating under its Hardcore Distribution and 4Front divisions. Currently Hardcore distributes over thirty brands including Girl, Lakai, Chocolate, Flip, Skate Mental and Thrasher, while 4Front licences and distributes Stussy, Vision Streetwear, Boy London and Obey.



GLOBECOPORATE.COM | est. Australia 1984





SURF TEAM

DION AGIUS
FOOTWEAR RIDERS:
CJ HOBGOOD
DAMIEN HOBGOOD
TAJ BURROW
MARK OCCHILUPO
YADIN NICOL
NATE TYLER
NOA DEANE
CREED MCTAGGART
BRENDON GIBBENS



CAUTION
CONFINED
SPACE



SKATE TEAM

CHRIS HASLAM
MARK APPLEYARD
DAVID GONZALEZ
RYAN DECENZO
RODNEY MULLEN
LOUIE BARLETTA
PAUL HART





SNOW TEAM

ROMAIN DE MARCHI
DAVID CARRIER PORCHERON
JP SOLBERG







GLOBE INTERNATIONAL LIMITED / ANNUAL REPORT 2015



GLOBE INTERNATIONAL	1
GLOBE BRAND	15
DWINDLE DISTRIBUTION	17
HARDCORE DISTRIBUTION	19
4FRONT DISTRIBUTION	21
FXD WORKWEAR	23
WORLDWIDE LOCATIONS	25
CHIEF EXECUTIVE OFFICER'S LETTER TO SHAREHOLDERS	27
DIRECTORS' REPORT	29
AUDITOR'S INDEPENDENCE DECLARATION	40
FINANCIAL STATEMENTS ⁽¹⁾	42
DIRECTORS' DECLARATION	94
INDEPENDENT AUDITOR'S REPORT TO THE MEMBERS OF GLOBE INTERNATIONAL LIMITED	96
STOCK EXCHANGE AND INVESTOR INFORMATION	98
COMPANY PARTICULARS	101

(1) These financial statements cover the consolidated financial statements of the consolidated entity consisting of Globe International Limited and its subsidiaries. Unless otherwise noted, all financial information relates to the consolidated group.

Globe International Limited is a company limited by shares, incorporated and domiciled in Australia. The address of the Company's registered office is 1 Fennell Street, Port Melbourne, Victoria, 3207. The financial statements are presented in Australian currency and were authorised for issue by the directors on 21 August 2015. The Company has the power to amend and re-issue these financial statements.

Globe International Limited's 2015 Corporate Governance Statement can be viewed on our website at <http://globecorporate.com/corporate-governance>



GLOBE BRAND



In 1994 the Globe brand was created. After 10 years of design, production and distribution with Hardcore it was time to create a global brand, first with shoes for skaters and surfers, and then with apparel and hardgoods for the broader boardsports market.

Fast forward to today and the same crew of skaters, surfers and snowboarders that started the business back in the 80's has grown to a global network of designers and riders that are united by boardsports, street culture, media, design and film.







DWINDLE DISTRIBUTION



Dwindle distribution is the world's leading premium skateboard manufacturer and distributor.

Comprised of multiple proprietary brands including Enjoi, Dusters, Almost, Blind, Cliché, Darkstar, Speed Demons, Tensor Trucks and Kryptonics, and global licensed brand Andale, Fallen and Zero. Dwindle uses a multi-brand approach to achieve its mission as a skateboard and apparel company, serving the dynamic worldwide skateboard marketplace in various distribution tiers. The stable of Dwindle brands are entirely unique and distinct, each with their own niche, identity, creative direction and distribution channel.





HARDCORE DISTRIBUTION



Globe International Limited's Hardcore Distribution is Australasia's largest distributor of leading brand skateboard products, both owned and third party international brands. Launched in 1984, Hardcore Distribution is the foundation company of Globe International. Hardcore has an unbroken heritage of 30 years of promoting and distributing the best skateboard brands and pro skaters in the world.

Hardcore's founders, senior management, sales staff, warehouse staff, are all skateboarders and all skate daily. Hardcore distributes over thirty brands including Girl, Flip, Chocolate and Thrasher.



STUSSY
INTERNATIONAL
STUSSY TRIBE



4FRONT DISTRIBUTION



KOMONO

Globe International Limited's newest division is 4Front distribution. 4Front specialises in the licensing, distribution and marketing of global street fashion and art culture apparel and footwear brands that include Stussy, Vision Streetwear, Obey and Boy London.





DURA 500™

WP·A™

WORKPANT AUTO

50+

FXD WORKWEAR

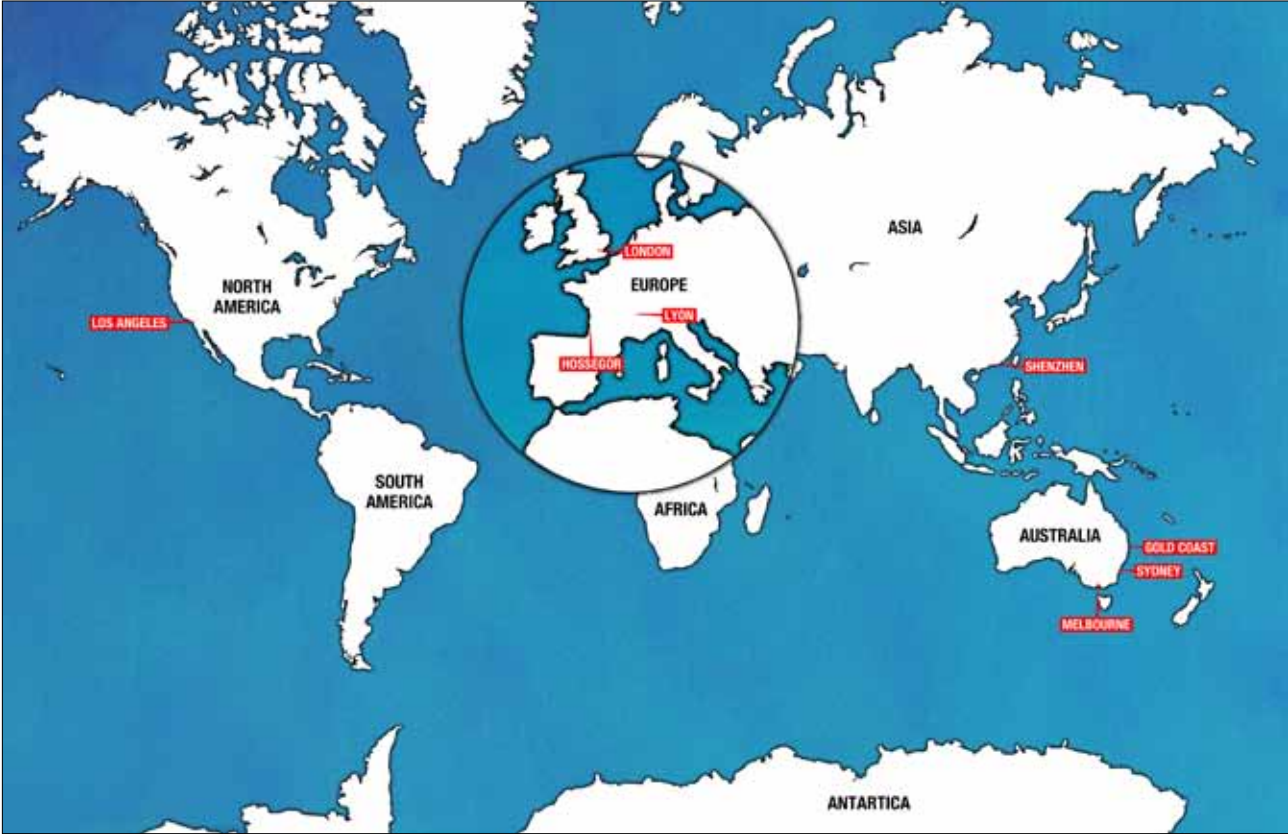


F.X.D. is 'Function by Design'.

After more than twenty years designing and making purpose-built, technical apparel for the punishment of board sports and street wear, F.X.D. offers a better look and function through carefully designed and styled workwear that exceeds all current industry standards.







Globe International maintains major sales, marketing, design and distribution offices in key industry locations around the world including Los Angeles, Melbourne, Bondi, Gold Coast, London, Hossegor and Lyon. In addition it has manufacturing facilities in China. Globe sells its products direct to retailers in over 20 countries, and elsewhere via third party distributors. In total, Globe International products can be found in more than 100 countries worldwide. Globe also maintains a limited number of flagship branded retail stores in key influential markets around the world.

OFFICES

AUSTRALIA
MELBOURNE
SYDNEY
GOLD COAST

USA
LOS ANGELES

FRANCE
HOSSEGOR
LYON

UK
LONDON

CHINA
SHENZHEN



CHIEF EXECUTIVE OFFICER'S LETTER TO SHAREHOLDERS

GLOBE INTERNATIONAL LIMITED

Dear Shareholders,

During the 2015 financial year we continued the positive revenue and brand trends from 2014 and saw profits grow accordingly. On all key measures, the year was a step forward for Globe International with revenues and profits being grown significantly over the prior year, the company returning to issuing dividends and many brand success stories throughout the year.

Group revenues of \$137.7M were 32% up over the previous year. EBITDA (Earnings Before Interest Tax Depreciation and Amortisation) of \$6.2M grew \$4.5M over the 2014 year. Meanwhile NPAT (Net Profit After Tax) also grew significantly to \$3.7M, an increase of \$3.2M over the 2014 year after excluding significant items in the prior year.

Regionally, revenue grew in all three regions. North America, after a stabilising year in 2014, expanded once again and grew revenues 14% in 2015. Meanwhile Australia with 33% growth in revenue and Europe (being the stand out with 46% revenue growth) continued the trends of the prior year. Encouragingly, revenue growth came from all regions, all product categories and all branded divisions. In essence we had all cylinders firing. This was a direct result of the company's repositioning, refocusing, diversification and related introduction of new brands and revamping of heritage brands over the last few years.

The company's balance sheet once again remained very sound with no net debt, further increased cash balances and a very solid inventory and receivables position at the end of the financial year. This, combined with full year profits, facilitated the return to issuing dividends with both an interim and full year dividend totally 7 cents per share for the financial year.

Furthermore, there were many highlights across all the branded divisions including:

- The Globe brand release of the surf film "Strange Rumbings in Shangri La" which supported multiple product initiatives as well as winning numerous prestigious surf film and marketing awards.
- Globe apparel continuing to grow and be placed in leading directional retailers in our key regions.
- Globe hardgoods in Europe where the brand is a dominant player in the EU hardgoods market.
- Solid growth from Dwindle Distribution, the USA-based skate hardgoods division after restructuring and stabilizing in the prior two years.
- 4Front Distribution, the Australian-based streetwear/fashion division posting growth from its collection of brands such as Stussy, Komono, and Obey.
- FXD, the company's workwear brand which had explosive growth over the prior year and is already an influential player in the Australian workwear market.

In 2016, we anticipate similar brand trends to continue and that we will grow revenues and profits. However, we do see harder trading conditions in 2016 and margin pressure from the devalued Australian dollar against the US dollar. We are in good shape to take on such battles, but the playing field will likely be more difficult in the twelve months ahead as compared to 2015.

In the 2016 financial year the company will celebrate its 30 year anniversary with various marketing initiatives and a coffee table book titled "Unemployable". In 1985, Peter and Stephen Hill founded the company as Hardcore Enterprises, a small Australian only distributor of third party skate brands imported from the USA. Today the company's products are sold in more than 100 countries, in multiple product categories and are a mix of proprietary and third party brands.

A key feature of our company over the 30 year history has been the ability to adapt our branding, products and marketing to changes in the youth culture, street, fashion and boardsports markets. It is fitting and very satisfying that in the year we celebrate the 30 year anniversary that company performance is respectable and improving. In addition, it is most appropriate for our anniversary to coincide with a phase of our company evolution that features new and exciting brands, entries in to new markets, and heritage brands that are once again leading their markets with directional branding and products.

We are in an exciting phase and well set for the future as we have evolved once again. We are a very different looking company to the one of five years ago. While Globe International may be a 30 year old company, we have revamped energy with a start-up mentality and ready to grow and further evolve for many years to come.

As always, I would like to thank the Board of Directors for the continued support for management and our initiatives. Furthermore, thank you to our staff who in so many cases treat our brands and the company as their own and go the extra distance to see us succeed in smooth and harder times.



Matt Hill
Chief Executive Officer



Your directors present their report on Globe International Limited (“the Company”) and its controlled entities (collectively “Globe” or the “consolidated entity”) for the year ended 30 June 2015.

DIRECTORS

The name and position of each director of the Company in office during the financial year and up to the date of this report:



Paul Isherwood AO

*FCA, Independent Non-Executive Chairman
1,000,000 shares*

Paul Isherwood was appointed to the Board of Directors in March 2001 and elected Chairman in March 2003. Paul is an experienced company director with a strong finance and accounting background and extensive corporate governance experience across different industry sectors, mostly with listed companies. He has proven leadership skills from a career with Coopers & Lybrand that spanned 38 years. He held the position of National Chairman and Managing Partner of Coopers &

Lybrand (Australia) from 1985 to 1994 and served on the International Board and Executive Committee of the firm from 1985 to 1994. Paul was also a Director of the Australand Property Group from December 2005 to November 2014.



Stephen Hill

*Executive Director
12,525,606 shares*

Stephen Hill co-founded Globe in 1984, remains a shareholder in the business, and has expertise in the development of growth initiatives, brand development and market positioning strategies for the Company. Stephen is a former skateboarding champion and remains an active skateboarder, snowboarder and surfer.



Peter Hill

*Executive Director
12,436,009 shares*

Peter Hill co-founded Globe in 1984 and maintains a significant shareholding in the business. He is a major contributor to the strategic market direction and brand development of the business with a particular emphasis on Asian sourcing and distribution where he is based. Peter is a former skateboarding champion and maintains an extensive interest in extreme action sports and motorsports.

COMPANY SECRETARY

Gerhard M Correa

CPA, CA

Gerhard Correa was appointed as the Company Secretary in November 2004. Gerhard joined the Company in November 2000 as Financial Controller. Prior to joining the Company, Gerhard held senior accounting positions with Motorola Australia Pty Ltd (1992 to 1996) and Sportsgirl Sportscraft Group Pty Ltd (1996 to 2000).

DIRECTORS' REPORT

GLOBE INTERNATIONAL LIMITED

PRINCIPAL ACTIVITIES

The principal activities of the consolidated entity during the financial year were the specialized production and distribution of purpose-built apparel, footwear and hardgoods for the board sports, street fashion and workwear markets globally.

CHANGES IN STATE OF AFFAIRS

There have been no significant changes in the state of affairs of the consolidated entity during the financial year.

MATTERS SUBSEQUENT TO THE END OF THE FINANCIAL YEAR

There are no reportable matters that have occurred subsequent to the end of the financial year.

REVIEW OF OPERATIONS

The Group reported significant and continued revenue growth and an improvement in profitability compared to the prior financial year:

- Revenue of \$137.7 million grew \$33.7 million (32%) over the prior financial year (28% in constant currency).
- Earnings before interest, tax, depreciation and amortization (EBITDA) of \$6.2 million were \$4.5 million (+260%) ahead of the previous financial year excluding significant items.
- Net Profit After Tax (NPAT) of \$3.7 million for the full year was \$3.2 million ahead of the previous financial year excluding significant items.

Financial Performance

All regions reported double digit revenue growth for the full-year, contributing to the 32% increase in revenue reported by the Group. This growth in revenue drove the underlying profitability improvement. This revenue and profitability improvement was a consequence of the recent investments and diversification into new markets and brands and as such, growth came from multiple brands, product categories and geographic regions.

The stand-outs from a regional perspective were Australia and Europe, with constant currency revenue growth of 33% and 46% respectively. In Australia, revenue growth for the year came from all divisions including Globe, Hardcore, 4Front and the Group's proprietary work-wear brand FXD. In Europe, the Globe brand continued to grow across all categories of footwear, apparel and skate hardgoods. Finally, the 14% increase in revenue in North America came from Dwindle skate hardgoods, Globe apparel and the addition of new brands.

The significant growth in revenue translated to reported earnings before interest, tax, depreciation and amortisation (EBITDA) of \$6.2 million for the full year, as compared to \$1.7 million last year after adjusting for significant items.

Net Profit After Tax (NPAT) of \$3.7 million for the full year was \$16.0 million ahead of the previous financial year. Excluding the net effect of the impairment charge of \$12.8 million from the prior year, the Group result reflects a \$3.2 million underlying NPAT increase from the prior year.

Financial Position

At 30 June 2015, the Group had available net cash of \$10.3 million, which is \$2.2 million higher than the \$8.1 million net cash reserves at 30 June 2014. Cash generated from operations during the year was partially utilised towards an interim dividend payment and reinvestment in the business through higher working capital to fund top line sales growth. Despite the increase in working capital, the underlying ageing profile of accounts receivable and inventory improved as both asset classes had a higher proportion of balances in the "current" category at 30 June 2015 than they did at 30 June 2014.

DIVIDENDS

Dividends relating to the financial year ended 30 June 2015

On 27 March 2015 the Company paid a fully franked interim dividend of 3 cents per share.

In respect of the financial year ended 30 June 2015, since the end of the financial year the directors have determined that a fully franked final dividend of 4 cents per share will be payable on 15 October 2015.

ENVIRONMENTAL REGULATIONS

The consolidated entity is not subject to particular or significant environmental regulation in respect of its activities.

MEETINGS OF DIRECTORS

Details of attendances by directors at Board meetings during the financial year were as follows:

	NUMBER ELIGIBLE TO ATTEND	NUMBER ATTENDED
Paul Isherwood	5	5
Peter Hill	5	5
Stephen Hill	5	5

DIRECTORS' REPORT

GLOBE INTERNATIONAL LIMITED

REMUNERATION REPORT (AUDITED)

The remuneration report is set out under the following main headings:

- A Principles used to determine the nature and amount of remuneration
- B Details of remuneration
- C Service agreements
- D Share-based compensation
- E Other transactions with directors and key management personnel
- F Additional information

A. Principles used to determine the nature and amount of remuneration

Over-riding principles of remuneration

The objective of the Company's executive remuneration framework is to attract and retain directors and executives capable of managing the consolidated entity's diverse operations in Australasia, North America and Europe. As the Company does not have a Remuneration Committee, executive remuneration is reviewed on an annual basis by the Board, having regard to personal performance, Company performance and relevant comparative external information.

Remuneration for directors comprises a fixed component only. Remuneration for other senior executives comprises both fixed compensation and an "at risk" component. The "at risk" component includes the potential for both short and long term incentives. The short term incentive is based on a combination of the Company's results and individual performance levels. Incentive targets are set at the beginning of each year and assessed on an annual basis by the CEO, and the Board in the case of the CEO. The long term incentive component is based solely on Company performance, as set out in the Executive Long Term Incentive Plan (LTIP).

This executive remuneration framework is aligned with shareholders interests in the following respects:

- it attracts and retains high calibre executives, as it:
 - remunerates capability and experience
 - is competitive
 - rewards executives for contributing to the achievement of Company and business unit targets
 - provides a clear structure for earning remuneration
- remuneration is linked to certain financial performance measures. Globe International Limited's net profit after tax (NPAT) and earnings before interest, tax, depreciation and amortisation (EBITDA) have been the central performance measures for the Company's executives in recent years. Other financial measures taken into consideration include revenue growth, net operating cash flows and other business objectives.

Based on these over-riding principles, the executive remuneration framework satisfies the following criteria for good remuneration governance practices:

- competitiveness and reasonableness
- compensation linked to performance
- transparency
- capital management

Directors

Remuneration and fees paid to directors reflect the demands which are made on, and the responsibilities of, the directors in their capacity as board members and/or executive directors, as the case may be. Directors' remuneration and fees are reviewed annually by the Board, both in total and by individual director. Directors do not participate in any incentive schemes.

REMUNERATION REPORT (AUDITED) (continued)

Non-executive directors

Fixed compensation

The current base remuneration was last reviewed with effect from 1 October 2008, which at that time resulted in a reduction in the fees paid to the non-executive director. There have been no changes to the fees since this point. As there are no sub-committees of the Board, this is an all inclusive annual fee.

Retirement allowances

The only retirement allowances for the non-executive directors are superannuation payments to a nominated contribution scheme, which are made in accordance with statutory obligations in Australia. The director may also elect to have a further portion of his remuneration into his personal superannuation plans.

Executive directors

Fixed compensation

The financial year ended 30 June 2011 was the first year since 2001 in which the executive directors were remunerated in accordance with their positions in the Company. For the preceding 9 continuous years, the founding directors who were full time executive directors had elected not to receive any remuneration for their services. Since their remuneration commenced during the 2011 financial year, and up until the end of the 2014 financial year, there were no increases in the base remuneration paid to the executive directors. During the 2015 financial year, effective 1 November 2014, the annual base pay of each of the executive directors was increased by \$100,000. This reflects the significant increase in their responsibilities to drive the substantial growth in revenue and profitability that the Company has been achieving during the past two years.

The executive directors' remuneration is fixed, and consists of base pay and superannuation. The base pay is determined by the Chairman, and is considered to be reasonable in that it is below market remuneration for similar positions in the industry and in line with the remuneration paid to KMP's with similar levels of responsibilities. Furthermore, there are no guaranteed base pay increases included in the executive directors' employment contract and no entitlements to participate in the Company's short or long term incentive plans.

Termination benefits

Executive directors are not entitled to termination benefits other than the minimum requirements set under the National Employment Standards.

Retirement allowances

The only retirement allowances for the executive directors are superannuation payments to a nominated contribution scheme, which are made in accordance with statutory obligations in Australia.

Executives

The executive remuneration framework has three components that, combined, represent total remuneration:

- fixed compensation
- short-term incentives
- long-term incentives

Fixed compensation

The terms of employment for all executive management include a fixed compensation component, which is expressed in local currency. This fixed component is set in accordance with the market rate for a comparable role by reference to appropriate external information and having regard to the individual's responsibility, qualifications, experience and location. Executive compensation is also reviewed on promotion and at the expiration of service agreements.

Fixed compensation includes contributions to superannuation in accordance with relevant legislation, where applicable. Fixed compensation is structured as a total employment cost package which may be delivered as a mix of cash and non-financial benefits at the executive's discretion. There are no guaranteed fixed remuneration increases included in any senior executive's contracts.

REMUNERATION REPORT (AUDITED) (continued)

Short term incentives ("STI")

The STI is a plan that involves linking specific targets, both quantitative and qualitative, with the opportunity to earn incentives based on a percentage of fixed compensation. Executives have an opportunity to earn anywhere up to 75% of their base pay as an STI, with the exception of the CEO who can earn up to 100% of base pay as an STI. Both quantitative and qualitative targets are set by the Board and the CEO at the start of each financial year. The targeted quantitative performance levels include a mix of both individual performance levels and total Company performance levels. This ensures that the incentive is directly linked to areas of individual control, while at the same time ensuring that such incentives are ultimately linked to the creation of shareholder wealth through improved Company performance. Qualitative targets make up a smaller portion of the total potential incentive payment. Such targets are more subjective and therefore payment is largely subject to the discretion of the Board.

Short term incentives have historically been settled in cash. However, during the 2015 financial year a Short Term Incentive Equity Plan (STIEP) was approved by the Board. The purpose of the STIEP is to provide the Company with an alternative settlement option for short term incentive obligations, which will continue to motivate key management personnel ("KMPs"). Under the STIEP, KMP's will be allocated shares on vesting conditions to be specified in each offer. Shares under the STIEP may be initially held on trust under the terms of the Globe International Long Term Incentive Plan Trust (Globe LTIP Trust). As at the date of this report, there have been no shares allocated under the STIEP.

Short term incentives have been awarded and recognised in the year of measurement in both the current and prior period. All of the payments relating to the 2015 year were substantially less than the maximum possible incentive payment. It is expected that the 2015 short term incentives will be settled in cash.

Long term incentive plan ("LTIP")

The objective of the LTIP is to remunerate senior executives in a manner which aligns their remuneration with the creation of shareholder wealth. LTIP grants are delivered in the form of performance rights, and are only made to senior executives. These performance rights are linked to pre-determined earnings per share (EPS) targets and growth. The Board believes this to be the most relevant performance measure as it aligns closely to the creation of wealth for shareholders. There are currently no performance rights outstanding under the existing LTIP.

B. Details of Remuneration

Details of the nature and amount of each element of remuneration for each director and the key management personnel (as defined in AASB 124 Related Party Disclosures) of the consolidated entity are set out in the following tables. The key management personnel (KMP) of the consolidated entity are the directors of the Company, the Chief Executive Officer (CEO) Matthew Hill, and those executives that report directly to the CEO, including:

- Gary Valentine – Chief Operating Officer and President of North America
- Jessica Moelands – Chief Financial Officer
- Matthew Wong – President Global Product
- Jon Moses – President Australasia
- Gerhard Correa – Company Secretary

REMUNERATION REPORT (AUDITED) (continued)

DIRECTORS OF GLOBE INTERNATIONAL LIMITED

NAME	2015			2014		
	CASH SALARY \$	SUPERANNUATION \$	TOTAL \$	CASH SALARY \$	SUPERANNUATION \$	TOTAL \$
<u>Non-executive directors</u>						
Paul Isherwood	115,000	10,925	125,925	115,000	10,638	125,638
Sub-total	115,000	10,925	125,925	115,000	10,638	125,638
<u>Executive Directors</u>						
Peter Hill	256,667	18,783	275,450	190,000	17,575	207,575
Stephen Hill	256,667	18,783	275,450	190,000	17,575	207,575
Sub-total	513,334	37,566	550,900	380,000	35,150	415,150
Total Directors' Remuneration	628,334	48,491	676,825	495,000	45,788	540,788

KEY MANAGEMENT PERSONNEL (KMP)

NAME	2015				
	CASH SALARY \$	OTHER \$	SHORT TERM INCENTIVES ⁽²⁾ \$	SUPERANNUATION \$	TOTAL \$
Matthew Hill ⁽¹⁾	784,153	28,297	180,723	-	993,173
Gary Valentine ⁽¹⁾	471,474	9,161	72,289	-	552,924
Jessica Moelands	272,083	-	100,000	18,783	390,866
Matthew Wong	275,000	-	100,000	18,783	393,783
Jon Moses	265,000	-	100,000	18,783	383,783
Gerhard Correa	145,000	-	7,500	13,050	165,550

(1) US based executive (2) These incentives were accrued in 2015, but will be paid during the 2016 financial year. All incentives are expected to be settled in cash

NAME	2014						
	CASH SALARY \$	OTHER \$	CASH BONUS			SUPERANNUATION \$	TOTAL \$
			2013 ⁽³⁾ \$	2014 ⁽⁴⁾ \$	TOTAL \$		
Key Management Personnel							
Matthew Hill ⁽¹⁾	707,443	24,108	-	200,000	200,000	-	931,551
Gary Valentine ⁽¹⁾	380,853	7,805	32,609	43,478	76,087	-	464,745
Jessica Moelands ⁽²⁾	121,328	-	-	40,000	40,000	11,223	172,551
Matthew Wong	225,000	-	25,000	40,000	65,000	17,775	307,775
Jon Moses	225,000	-	35,000	40,000	75,000	17,775	317,775
Gerhard Correa	145,000	-	5,000	5,000	10,000	13,875	168,875

(1) US based executive. (2) Cash salary represents payments for part of the year only, as the executive was on unpaid maternity leave during the year. (3) 2013 STIs relate to the 2013 financial year, but were expensed and paid during the 2014 financial year. (4) 2014s STI relate to the 2014 financial year. These STIs were accrued in 2014, but will be paid during the 2015 financial year. (5) All STI's were settled in cash.

REMUNERATION REPORT (AUDITED) (continued)

C. Service agreements

Remuneration and other terms of employment of the Chief Executive Officer (CEO) are formalised in a service agreement. Following the expiry of the CEO's previous service agreement on 30 June 2015, the Board has approved a new service agreement ("2015 Agreement"). The major provisions of the 2015 Agreement relating to remuneration are set out below:

- 5 year term, commencing from 1 July 2015 and expiring on 30 June 2020
- base pay commencing 1 July 2015 of US\$840,000 to be reviewed annually
- twelve months' notice of termination by the Company or six months notice of termination by the CEO
- termination payment is capped at the maximum limit allowed under part 2D.2 of the *Corporations Act 2001*

All other key management personnel are subject to employment contracts where duration is unlimited and standard notice periods of six to twelve weeks apply. In addition, key management personnel are eligible to participate in both short and long term incentive plans.

D. Share based compensation

Executive Long Term Incentive Plan (LTIP)

A scheme under which senior executives are awarded Performance Rights was approved by shareholders at the 2003 Annual General Meeting. The terms of the LTIP are as follows:

- There is nil consideration payable by the participant to the Company for Performance Rights awarded under the LTIP.
- The holder of the Performance Rights is not entitled to voting or dividend rights until the Performance Rights vest and the shares are issued.
- The Performance Rights, subject to performance criteria, vest in equal annual instalments on each anniversary of the Award date. If the Performance Criteria for any year are not satisfied, those Performance Rights relating to that year will lapse and will not be carried forward.

There have been a series of Rights awarded under this plan since 23 January 2007, none of which have vested, and all of which have been cancelled, replaced or have lapsed as the performance criteria were not met. There are currently no Performance Rights on issue.

REMUNERATION REPORT (AUDITED) (continued)

E. Other transactions with directors and KMP's

Shareholdings

The number of shares in the Company held during the financial year by each director of the Company and each of the key management personnel of the consolidated entity, including their personally related entities, are set out below:

NAME	2014			2015			
	BALANCE AT THE START OF THE 2014 FINANCIAL YEAR	RECEIVED DURING THE 2014 YEAR ON THE EXERCISE OF PERFORMANCE RIGHTS	OTHER CHANGES DURING THE 2014 YEAR	BALANCE AT THE END OF THE 2014 YEAR / BEGINNING OF THIS YEAR	RECEIVED DURING THE YEAR ON THE EXERCISE OF PERFORMANCE RIGHTS	OTHER CHANGES DURING THE YEAR	BALANCE AT THE END OF THE YEAR
Directors of Globe International Limited – Ordinary Shares							
Paul Isherwood	900,000	-	-	900,000	-	100,000 ⁽¹⁾	1,000,000
Peter Hill	12,436,009	-	-	12,436,009	-	-	12,436,009
Stephen Hill	12,485,606	-	-	12,485,606	-	40,000 ⁽¹⁾	12,525,606
Key management personnel of the consolidated entity – Ordinary Shares							
Matthew Hill	3,495,965	-	-	3,495,965	-	-	3,495,965
Jessica Moelands	1,000	-	-	1,000	-	-	1,000
Gerhard Correa	204	-	3,000 ⁽¹⁾	3,204	-	-	3,204
Matthew Wong	117,500	-	-	117,500	-	-	117,500

(1) Shares purchased on-market in accordance with the entity's share trading rules.

Related party transactions with directors and key management personnel

From time to time the consolidated entity may engage in transactions with directors, key management personnel and their related entities where the transaction presents a commercial opportunity for the consolidated entity. Such transactions occur on the condition that they are based on arms-length, or better than arms-length, terms and conditions. Where such transactions are on a fixed contractual basis (such as property lease contracts), approval is required from the independent non-executive Chairman of the board prior to the execution of the contract. Such approval is only granted where management is able to provide evidence that the transaction is commercially relevant and has been made on an arm's length basis. For property leases, such evidence includes independent professional advice with regards to the appropriate valuation of the leased property.

Peter Hill and Stephen Hill were directors of the Company throughout the financial period, and were involved with the following related party transaction, which was conducted under arms-length terms and conditions.

- Peter and Stephen Hill are directors of LHCF Nominees Pty Ltd ("LHCF"). The consolidated entity leases a commercial property from LHCF and during the current year paid rent to LHCF of \$682,894 (2014: \$663,830). Rent is paid one month in advance, and is due and payable on the first of every month.

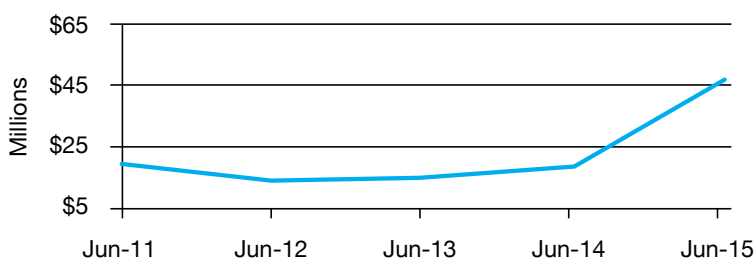
DIRECTORS' REPORT

GLOBE INTERNATIONAL LIMITED

REMUNERATION REPORT (AUDITED) (continued)

F. Additional Information

Over the past five financial years as a whole, there has been an increase in shareholder wealth of \$30.3 million based on an increase in the Company's share price from \$0.42 at 30 June 2010 to \$1.10 at 30 June 2015. Additionally, as a contribution to shareholder wealth, the Company has returned \$6.4 million to shareholders during this period, by way of fully-franked dividends paid in relation to the 2010 (5 cents per share), 2011 (5 cents per share), 2012 (2.5 cents per share) and 2015 (3 cents interim dividend) financial years.



INSURANCE OF OFFICERS

During the financial year, Globe International Limited paid premiums to insure the directors, secretary and senior management of the Company and its subsidiaries. The amount of such premiums is confidential as per the terms of the insurance contract.

The liabilities insured include legal costs that may be incurred in defending civil or criminal proceedings that may be brought against the officers in their capacity as officers of the Company and its controlled entities, but not in respect of obligations owed to the Company, or if they are found liable in such civil penalty or criminal proceedings.

NON-AUDIT SERVICES

Certain non-audit services were provided by the consolidated entity's auditor, PricewaterhouseCoopers. The directors are satisfied that the provision of non-audit services is compatible with the general standard of independence for auditors imposed by the *Corporations Act 2001*. The nature and scope of each type of non-audit service provided means that auditor independence was not compromised. PricewaterhouseCoopers and its related parties received, or are due to receive, \$105,316 (2014: \$73,494) from the consolidated entity for non-audit services rendered during the financial year, predominantly in relation to taxation compliance and advice.

AUDITORS' INDEPENDENCE DECLARATION

A copy of the auditors' independence declaration as required under section 307C of the *Corporations Act 2001* is set out on page 40.

ROUNDING OF AMOUNTS

The Company is of a kind referred to in Class Order 98/100, issued by the Australian Securities and Investments Commission, relating to the "rounding off" of amounts in the Directors' Report. Amounts in the Directors' Report have been rounded off in accordance with that Class Order to the nearest thousand dollars, or in certain cases, to the nearest dollar.


AUDITOR

PricewaterhouseCoopers continues in office in accordance with section 327 of the Corporations Act 2001.

This report is made in accordance with a resolution of the Board of Directors pursuant to section 298(2) of the Corporations Act 2001.

Melbourne

Dated this 21st August 2015

A handwritten signature in black ink, appearing to read 'Paul Isherwood', with a horizontal line underneath.

Paul Isherwood
Chairman



Auditor's Independence Declaration

As lead auditor for the audit of Globe International Limited for the year ended 30 June 2015, I declare that to the best of my knowledge and belief, there have been:

- a) no contraventions of the auditor independence requirements of the *Corporations Act 2001* in relation to the audit; and
- b) no contraventions of any applicable code of professional conduct in relation to the audit.

This declaration is in respect of Globe International Limited and the entities it controlled during the period.

A handwritten signature in black ink that reads 'Alison Tait'.

Alison Tait
Partner
PricewaterhouseCoopers

Melbourne
21 August 2015

PricewaterhouseCoopers, ABN 52 780 433 757
*Freshwater Place, 2 Southbank Boulevard, SOUTHBANK VIC 3006, GPO Box 1331, MELBOURNE
VIC 3001
T: 61 3 8603 1000, F: 61 3 8603 1999, www.pwc.com.au*

Liability limited by a scheme approved under Professional Standards Legislation.



INCOME STATEMENT AND STATEMENT OF COMPREHENSIVE INCOME

FOR THE YEAR ENDED 30 JUNE 2015 / GLOBE INTERNATIONAL LIMITED

INCOME STATEMENT

	NOTES	2015 \$'000	2014 \$'000
Revenue from continuing operations	4	137,674	104,007
Other income		87	-
Changes in inventories of finished goods and work in progress		11,216	2,675
Inventories purchased		(85,407)	(58,445)
Employee benefits expense		(20,184)	(17,247)
Depreciation and amortisation expense	5	(698)	(845)
Impairment of intangible assets	5, 6	-	(17,055)
Finance costs	5	(130)	(160)
Selling and administrative expenses		(37,141)	(28,533)
Profit/(loss) before related income tax expense		5,417	(15,603)
Income tax benefit/(expense)	8(a)	(1,699)	3,301
Profit / (loss) attributable to members of Globe International Limited	24	3,718	(12,302)
Earnings per share attributable to members of the Company (EPS):			
Basic EPS (cents per share)	35	8.97	(29.67)
Diluted EPS (cents per share)	35	8.97	(29.67)

The above income statement should be read in conjunction with the accompanying notes.

STATEMENT OF COMPREHENSIVE INCOME

	NOTES	2015 \$'000	2014 \$'000
Profit / (loss) for the year		3,718	(12,302)
Other comprehensive income / (expense)	(a)		
Changes in fair value of cash flow hedges		608	(588)
Exchange differences on translation of foreign operations		2,439	59
Income tax relating to components of other comprehensive income		(673)	186
Other comprehensive income / (expense) for the year, net of tax		2,374	(343)
Total comprehensive income / (expense) for the year attributable to the members of Globe International Limited		6,092	(12,645)

(a) Items included in the statement of comprehensive income may be reclassified to the profit and loss in future.
The above statement of comprehensive income should be read in conjunction with the accompanying notes.

BALANCE SHEET

AS AT 30 JUNE 2015 / GLOBE INTERNATIONAL LIMITED

	NOTES	2015 \$'000	2014 \$'000
ASSETS			
Current assets			
Cash and cash equivalents	9	10,296	9,605
Trade and other receivables	10	14,266	13,911
Inventories	11	30,591	19,687
Prepayments		1,018	830
Derivative financial instruments	12	381	-
Current tax assets	16	7	5
Total current assets		56,559	44,038
Non current assets			
Property, plant and equipment	13	1,388	1,335
Other assets	14	1,789	1,459
Intangible assets	15	-	-
Deferred tax assets	16	3,949	3,605
Total non current assets		7,126	6,399
Total assets		63,685	50,437
LIABILITIES			
Current liabilities			
Trade and other payables	17	28,965	20,004
Borrowings	26	-	1,472
Derivative financial instruments	12	-	227
Current tax liability	18	957	456
Provisions	19	1,290	1,092
Total current liabilities		31,212	23,251
Non-current liabilities			
Deferred tax liabilities	18	602	120
Provisions	19	517	512
Other	20	77	125
Total non-current liabilities		1,196	757
Total liabilities		32,408	24,008
NET ASSETS		31,277	26,429
Equity			
Contributed equity	21	144,223	144,223
Treasury Shares	22	(487)	(487)
Reserves	23	(6,824)	(9,198)
Retained profits/(losses)	24	(105,635)	(108,109)
TOTAL EQUITY		31,277	26,429

The above consolidated balance sheet should be read in conjunction with the accompanying notes.

STATEMENT OF CHANGES IN EQUITY

FOR THE YEAR ENDED 30 JUNE 2015 / GLOBE INTERNATIONAL LIMITED

	CONTRIBUTED EQUITY	TREASURY SHARES	SHARE BASED PAYMENT RESERVE	CASH-FLOW HEDGE RESERVE	FOREIGN CURRENCY TRANSLATION RESERVE	RETAINED PROFITS / (LOSSES)	TOTAL EQUITY
	\$'000	\$'000	\$'000	\$'000	\$'000	\$'000	\$'000
Balance at 1 July 2013	144,223	(487)	323	251	(9,429)	(95,807)	39,074
Profit / (Loss) for the year	-	-	-	-	-	(12,302)	(12,302)
Other comprehensive income / (expense)	-	-	-	(411)	68	-	(343)
Total comprehensive income / (expense) for the year	-	-	-	(411)	68	(12,302)	(12,645)
Balance at 30 June 2014	144,223	(487)	323	(160)	(9,361)	(108,109)	26,429
Balance at 1 July 2014	144,223	(487)	323	(160)	(9,361)	(108,109)	26,429
Profit / (Loss) for the year	-	-	-	-	-	3,718	3,718
Other comprehensive income / (expense)	-	-	-	420	1,954	-	2,374
Total comprehensive income / (expense) for the year	-	-	-	420	1,954	3,718	6,092
<i>Transactions with owners in their capacity as owners:</i>							
Dividends paid	-	-	-	-	-	(1,244)	(1,244)
Balance at 30 June 2015	144,223	(487)	323	260	(7,407)	(105,635)	31,277

The above consolidated statement of changes in equity should be read in conjunction with the accompanying notes.

STATEMENT OF CASH FLOWS

AS AT 30 JUNE 2015 / GLOBE INTERNATIONAL LIMITED

	NOTES	2015 \$'000	2014 \$'000
Cash flows from operating activities			
Receipts from customers (inclusive of goods and services tax)		143,076	104,091
Payments to suppliers and employees (inclusive of goods and services tax)		(138,892)	(101,624)
Interest received	4	15	10
Interest and other costs of finance paid	5	(130)	(160)
Income taxes received / (paid)		(1,021)	(53)
Net cash provided by/ (used in) operating activities	7	3,048	2,264
Cash flows from investing activities			
Payments for property, plant and equipment	13	(658)	(353)
Payments for acquisition of trademarks	15	-	(98)
Net cash provided by / (used in) investing activities		(658)	(451)
Cash flows from financing activities			
Proceeds from borrowings		(1,472)	1,472
Payment of dividend		(1,244)	-
Net cash provided by/ (used in) financing activities		(2,716)	1,472
Net increase/ (decrease) in cash and cash equivalents		(326)	3,285
Cash and cash equivalents at beginning of the financial year		9,605	6,412
Effect of exchange rates on cash holdings in foreign currencies		1,017	(92)
Cash and cash equivalents at the end of the financial year	9	10,296	9,605

The above consolidated statement of cash flows should be read in conjunction with the accompanying notes.

NOTES TO THE FINANCIAL STATEMENTS

FOR THE YEAR ENDED 30 JUNE 2015 / GLOBE INTERNATIONAL LIMITED

NOTE 1. SUMMARY OF SIGNIFICANT ACCOUNTING POLICIES

The principal accounting policies adopted in the preparation of these consolidated financial statements are set out below. These policies have been consistently applied to all the years presented, unless otherwise stated. The financial statements are for the consolidated entity, consisting of Globe International Limited and its subsidiaries.

(a) Basis of Preparation

This general purpose financial report has been prepared in accordance with Australian Accounting Standards, other authoritative pronouncements of the Australian Accounting Standards Board, Urgent Issues Group Interpretations and the *Corporations Act 2001*. Globe International Limited is a for-profit entity for the purpose of preparing the financial statements.

Compliance with IFRS

The consolidated financial statements of Globe International Limited also comply with International Financial Reporting Standards (IFRS) as issued by the International Accounting Standards Board (IASB).

Adoption of standards

The consolidated entity has applied the following new standard and amendment that is mandatory for the first time for the financial year beginning 1 July 2014, as outlined below.

(i) AASB 2014-1 Amendments to Australian Accounting

The adoption of AASB 2014-1 has required an additional disclosure in our segment note. Other than that the revised standard did not have any impact on the accounting policies or the amounts recognized in the financial statements.

The consolidated entity has not elected to early adopt any relevant accounting standards and amendments that have been published but that are not mandatory for 30 June 2015 reporting periods. The consolidated entity's assessment of the impact of these new standards and interpretations, which have not yet been adopted, is set out in Note 1(af).

Historical Cost Convention

These financial statements have been prepared under the historical cost convention, modified as required by the revaluation of financial assets and liabilities (including derivative instruments) at fair value through profit or loss.

Critical Accounting Estimates

The preparation of financial statements requires the use of certain critical accounting estimates. It also requires management to exercise its judgement in the process of applying the consolidated entity's accounting policies. The areas involving a higher degree of judgment or complexity, or areas where assumptions and estimates are significant to the financial statements, are discussed further in Note 1(ag), along with details of any changes to such estimates during the current financial year.

(b) Principles of consolidation

(i) *Subsidiaries*

The consolidated financial statements incorporate the assets and liabilities of all subsidiaries of Globe International Limited as at 30 June 2015 and the results of all subsidiaries for the year then ended. Globe International Limited and all its subsidiaries together are referred to in this financial report as the consolidated entity.

Subsidiaries are all entities over which the consolidated entity has control. The consolidated entity controls an entity when it is exposed to, or has rights to, variable returns from its involvement with the entity and has the ability to affect those returns through its power to direct the activities of the entity. Subsidiaries are fully consolidated from the date on which control is transferred to the consolidated entity. They are deconsolidated from the date that control ceases.

NOTE 1. SUMMARY OF SIGNIFICANT ACCOUNTING POLICIES (continued)**(b) Principles of consolidation (continued)**

The acquisition method of accounting is used to account for business combinations by the consolidated entity (refer Note 1(i)).

All inter-company balances and transactions between entities in the consolidated entity, including any unrealised profits or losses, have been eliminated on consolidation.

(ii) Employee Share Trust

The consolidated entity has formed a trust to administer the consolidated entity's Executive Long Term Incentive Plan. The trust is consolidated as the substance of the relationship is such that the trust is controlled by the consolidated entity. Shares held by the trust are disclosed as Treasury Shares and the acquisition value is deducted from equity.

(c) Income tax

The income tax expense or revenue for the period is the tax payable on the current period's taxable income based on the income tax rate for each jurisdiction adjusted by:

- changes in deferred tax assets and liabilities attributable to temporary differences between the tax bases of assets and liabilities and their carrying amounts in the financial statements;
- the utilisation or derecognition of tax assets associated with net operating losses, temporary differences and foreign tax credits;
- prior year adjustments between the tax provided and the tax return ultimately lodged; and
- provisions for estimated tax liabilities in relation to on-going tax audits or disputes with tax authorities.

Deferred tax assets and liabilities are recognised for temporary differences at the tax rates expected to apply when the assets are recovered or liabilities are settled, based on those tax rates which are enacted or substantively enacted for each jurisdiction. The relevant tax rates are applied to the cumulative amounts of deductible and taxable temporary differences to measure the deferred tax asset or liability. An exception is made for certain temporary differences arising from the initial recognition of an asset or liability. No deferred tax asset or liability is recognised in relation to these temporary differences if they arose in a transaction, other than a business combination, that at the time of the transaction did not affect either accounting profit or taxable profit or loss.

Deferred tax assets are recognised for deductible temporary differences and unused tax losses only if it is probable that future taxable amounts will be available to utilise those temporary differences and losses.

Deferred tax liabilities and assets are not recognised for temporary differences between the carrying amount and tax bases of investments in controlled entities where the Company is able to control the timing of the reversal of the temporary differences and it is probable that the differences will not reverse in the foreseeable future.

Current and deferred tax balances attributable to amounts recognised directly in equity are also recognised directly in equity.

NOTES TO THE FINANCIAL STATEMENTS

FOR THE YEAR ENDED 30 JUNE 2015 / GLOBE INTERNATIONAL LIMITED

NOTE 1. SUMMARY OF SIGNIFICANT ACCOUNTING POLICIES (continued)

(d) Foreign currency translation

(i) Functional and presentation currency

Items included in the financial statements of each entity of the group are measured using the currency of the primary economic environment in which the entity operates ('the functional currency'). The consolidated financial statements are presented in Australian dollars, which is Globe International Limited's functional and presentation currency.

(ii) Transactions and balances

Foreign currency transactions are translated into the functional currency using the exchange rates prevailing at the dates of the transactions. Foreign exchange gains and losses resulting from the settlement of such transactions and from the translation at year-end exchange rates of monetary assets and liabilities denominated in foreign currencies are recognised in the income statement, except when deferred in equity as qualifying cash flow hedges and qualifying net investment hedges.

(iii) Group companies

The assets and liabilities of overseas controlled entities are translated into Australian currency at rates of exchange current at balance date, while its revenues and expenses are translated at average exchange rates during the year. Exchange differences arising on translation are taken directly to foreign currency translation reserve.

On consolidation, exchange differences arising from the translation of any net investment in foreign entities, and of borrowings and other currency instruments designated as hedges of such investments, are taken to shareholders' equity. When a foreign operation is sold or borrowings repaid, a proportionate share of such exchange differences are recognised in the income statement as part of the gain or loss on sale.

(e) Revenue recognition

Revenue is measured at the fair value of the consideration received or receivable. Amounts disclosed as revenue are net of returns, trade allowances, goods and services tax (GST) and other taxes paid. Revenue from a sale to a wholesale customer is recorded when goods have been despatched to a customer pursuant to a sales order and the associated risks have passed to the customer. Revenue from retail sales is recognised when a retail store sells a product to the customer. Royalties are recognised in the period in which underlying sales are made by the licensee. Interest revenue is recognised on a proportional basis using the effective interest rate method.

(f) Segment reporting

Operating segments are reported in a manner consistent with the internal reporting provided to the chief operating decision maker. The chief operating decision maker, who is responsible for allocating resources and assessing performance of the operating segments, has been identified as the Chief Executive Officer ("CEO").

(g) Borrowing costs

Borrowing costs are recognised as expenses in the period in which they are incurred and include interest on bank overdrafts, receivables financing facilities and any other short or long term borrowings.

NOTE 1. SUMMARY OF SIGNIFICANT ACCOUNTING POLICIES (continued)**(h) Leases**

Leases of property, plant and equipment where a significant portion of the risks and rewards of ownership are retained by the lessor are classified as operating leases. Payments made under operating leases (net any incentives received from the lessor) are charged to the income statement on a straight-line basis over the period of the lease.

The consolidated entity does not have any finance leases, which are those leases where the consolidated entity has substantially all the risks and rewards of ownership.

(i) Web site costs

Costs in relation to the development and maintenance of branded web sites are charged as expenses in the period in which they are incurred.

(j) Major event costs

Costs associated with major promotional events are expensed at the first date that each distinct part of the promotional campaign occurs.

(k) Impairment of assets

Intangible assets that have an indefinite useful life are not subject to amortisation and are tested annually for impairment. Assets that are subject to amortisation or depreciation, and other assets, are reviewed for impairment whenever events or changes in circumstances indicate that the carrying amount may not be recoverable. An impairment loss is recognised for the amount by which the asset's carrying amount exceeds its recoverable amount. The recoverable amount is determined based on either fair value less costs to sell or value in use. For the purposes of assessing impairment, assets are consolidated at the lowest levels for which there are separately identifiable cash flows (cash generating units). Non-financial assets other than goodwill that have suffered an impairment loss are reviewed for possible reversal of the impairment at each reporting date.

(l) Business combinations

The acquisition method of accounting is used to account for business combinations regardless of whether equity instruments or other assets are acquired. Consideration transferred for the acquisition of a subsidiary comprises the fair value of the assets transferred; liabilities incurred; equity instruments issued; the fair value of any contingent asset or liability; and the fair value of any pre-existing equity instruments in the subsidiary. Acquisition related costs are expensed as incurred.

Identifiable assets acquired and liabilities and contingent liabilities assumed in a business combination are measured initially at their fair values at the acquisition date. The excess of the consideration transferred over the fair value of the consolidated entity's share of the identifiable net assets acquired is recorded as goodwill. If the consideration is less than the fair value of the net identifiable assets of the subsidiary acquired, the difference is recognised directly in profit and loss as a bargain purchase.

Where settlement of any part of cash consideration is deferred, the amounts payable in the future are discounted to their present value as at the date of exchange. The discount rate used is the entity's incremental borrowing rate, being the rate at which a similar borrowing could be obtained from an independent financier under comparable terms and conditions.

NOTES TO THE FINANCIAL STATEMENTS

FOR THE YEAR ENDED 30 JUNE 2015 / GLOBE INTERNATIONAL LIMITED

NOTE 1. SUMMARY OF SIGNIFICANT ACCOUNTING POLICIES (continued)

(m) Cash and cash equivalents

For the purpose of the statement of cash flows, cash includes cash on hand and at call deposits with banks or financial institutions, net of bank overdrafts; and investments in money market instruments within three months to maturity (if applicable). Bank overdrafts are shown within borrowings in current liabilities on the balance sheet.

(n) Trade and other receivables

Trade receivables are recognised initially at fair value and subsequently measured at amortised cost, less provision for doubtful debts, principally on 30 day terms. A provision for doubtful receivables is established when there is objective evidence that the consolidated entity will not be able to collect all amounts due according to the original terms of the receivable. The amount of the provision is the difference between the asset's carrying amount and the present value of estimated future cash flows, discounted at the original effective interest rate. Cash flows relating to short-term receivables are not discounted if the effect of discounting is immaterial. The amount of the provision is recognised in the income statement.

Other receivables consist of amounts receivable under a factoring arrangement and amounts due as a result of transactions outside the normal course of business. A provision for doubtful other receivables is established when there is objective evidence that the consolidated entity will not be able to collect all amounts due according to the original terms of the other receivable.

(o) Inventories

Raw materials, work in progress and finished goods are stated at the lower of cost and net realisable value. Cost comprises direct material, direct labour and an appropriate proportion of variable expenditure. Costs are assigned to inventory based on standard costs which closely approximate actual costs. Net realisable value is the estimated selling price in the ordinary course of business less estimated selling costs.

(p) Investments and other financial assets

Classification

The consolidated entity classifies its financial assets in the following categories: all receivables are classified as "loans and receivables" and derivatives are classified as derivative financial instruments. The consolidated entity does not hold any "financial assets at fair value through profit and loss", as derivatives qualify for hedge accounting, nor does it hold any "held-to-maturity investments". Investments are classified as other assets.

Recognition and measurement

Regular purchases and sales of financial assets are recognised on trade-date – the date on which the consolidated entity commits to purchase or sell the asset. Investments are initially recognised at fair value plus transaction costs. These assets are subsequently measured at fair value unless the fair value can not be reliably measured, in which case they are carried at cost less impairment losses. Receivables are carried at amortised cost using the effective interest rate method.

Impairment

The consolidated entity assesses at each balance date whether there is objective evidence that an investment, a financial asset or group of financial assets is impaired. In the case of investments, a significant or prolonged decline in the future benefit to be recovered from the asset is considered as an indicator that the asset is impaired. Impairment losses on investments and receivables are recognised directly in the income statement.

NOTE 1. SUMMARY OF SIGNIFICANT ACCOUNTING POLICIES (CONT'D)

(q) Property, plant and equipment

Property, plant and equipment are carried at historical cost less accumulated depreciation or amortisation. Historical cost includes expenditure that is directly attributable to the acquisition of the items. All subsequent costs, including repairs and maintenance, are expensed as incurred.

Depreciation on plant and equipment is calculated using the straight line method to allocate cost, net of the residual value, overestimated useful lives as follows:

Class of Asset	Useful Life
Leasehold Improvements and leased assets	Period of Lease
Motor Vehicles	7 years
Computer Equipment	3 years
Plant & Equipment	4-10 years
Office Equipment, Furniture and Fittings	4-10 years

The assets' residual values and useful lives are reviewed, and adjusted if appropriate, at each balance sheet date. An asset's carrying amount is written down immediately to its recoverable amount if the asset's carrying amount is greater than its estimated recoverable amount (Note 1(k)). Gains and losses on disposals are determined by comparing proceeds with carrying amount. These are included in the income statement.

(r) Intangible assets

Trademarks that have a finite useful life are carried at cost less accumulated amortisation and impairment losses. Amortisation is calculated using the straight line method to allocate the cost of trademarks and licences over their estimated useful lives, which vary from 1 to 15 years.

Trademarks that have an indefinite useful life are carried at cost less impairment losses. These assets are assumed to have nil tax cost bases, unless specific deductions are available. These assets are tested for impairment annually, or more frequently if events or changes in circumstances indicate that an asset may be impaired (Note 1(k)).

(s) Derivatives

Derivatives are initially recognised at fair value on the date the derivative contract is entered into and are subsequently remeasured to their fair value. The method of recognising the resulting gain or loss depends on whether the derivative is designated as a hedging instrument, and if so, the nature of the item being hedged. The consolidated entity designates certain derivatives as hedges of highly probable forecast transactions (cash flow hedges).

The consolidated entity documents at the inception of the transaction the relationship between hedging instruments and hedged items, as well as risk management objectives and strategy for undertaking various hedge transactions. The consolidated entity also documents its assessment of whether the derivatives that are used in hedging transactions have been, and will continue to be, highly effective in offsetting changes in the cash flows of hedged items.

The fair values of various derivative financial instruments used for hedging purposes are disclosed in Note 12. Movements in the hedging reserve in shareholders' equity are shown in Note 23. The credit risk and foreign exchange risk exposures associated with these instruments is discussed in Note 2.

NOTES TO THE FINANCIAL STATEMENTS

FOR THE YEAR ENDED 30 JUNE 2015 / GLOBE INTERNATIONAL LIMITED

NOTE 1. SUMMARY OF SIGNIFICANT ACCOUNTING POLICIES (continued)

(s) Derivatives (continued)

Cash Flow hedges

The effective portion of changes in the fair value of derivatives that are designated and qualify as cash-flow hedges is recognised in equity in the hedging reserve. The gain or loss relating to the ineffective portion, if any, is recognised immediately in the income statement.

Amounts accumulated in equity are recycled in the income statement in the periods when the hedged item will affect profit or loss. However, when the forecast transaction that is hedged relates to a non-financial asset (for example, inventory), the gains and losses previously deferred in equity are transferred from equity and included in the measurement of the initial cost of the asset.

When a hedging instrument expires or is sold or terminated, or when a hedge no longer meets the criteria for hedge accounting, any cumulative gain or loss existing in equity at the time remains in equity and is recognised when the forecast transaction is ultimately recognised in the income statement. When a forecast transaction is no longer expected to occur, the cumulative gain or loss that was reported in equity is immediately transferred to the income statement.

Derivatives that do not qualify for hedge accounting

Certain derivative instruments may not qualify for hedge accounting. Changes in the fair value of any derivative instrument that does not qualify for hedge accounting are recognised immediately in the income statement.

(t) Trade and other payables

These amounts represent liabilities for goods and services provided to the consolidated entity prior to the end of the financial year which are unpaid. The amounts that are unpaid are generally payable within 30 – 90 days of recognition.

(u) Borrowings

Borrowings are initially recognised at fair value, net of transaction costs incurred. Borrowings are subsequently measured at amortised cost. Any difference between the proceeds (net of transaction costs) and the redemption amount is recognised in the income statement over the period of the borrowings using the effective interest rate method. Borrowings are classified as current unless the consolidated entity has an unconditional right to defer settlement of the liability for at least 12 months after the balance sheet date.

(v) Provisions

Provisions are recognised when the group has a present legal or constructive obligation as a result of past events, and it is probable that an outflow of resources will be required to settle the obligation and the amount has been reliably estimated. Provisions are not recognised for future operating losses.

Provisions are recognised at the present value of management's best estimate of the expenditure required to settle the present obligation at the reporting date. The discount rate used to determine the present value reflects the current market assessments of the time value of money and the risks specific to the liability. Where relevant, the increase in the provision due to the passage of time is recognised as interest expense.

NOTE 1. SUMMARY OF SIGNIFICANT ACCOUNTING POLICIES (continued)**(w) Financial guarantee contracts**

Financial guarantee contracts are recognised as a financial liability at the time the guarantee is issued. The liability is initially measured at fair value and subsequently at the higher of the amount determined in accordance with AASB 137 Provisions, Contingent Liabilities and Contingent Assets and the amount initially recognised less cumulative amortisation, where appropriate.

The fair value of financial guarantees is determined as the present value of the difference in net cash flows between the contractual payments under the debt instrument and the payments that would be required without the guarantee, or the estimated amount that would be payable to a third party for assuming the obligations.

Where guarantees in relation to loans or other payables of subsidiaries or associates are provided for no compensation, the fair values are accounted for as contributions and recognised as part of the cost of the investment.

(x) Employee benefits**Wages, salaries and annual leave**

Liabilities for wages and salaries, including non-monetary benefits, annual leave and accumulating sick leave expected to be settled within 12 months of the reporting date are recognised as provisions in respect of employee's services up to the reporting date and are measured at the nominal value of amounts expected to be paid when the liabilities are settled. Liabilities for non-accumulating sick leave are recognised when the leave is taken and measured at the rates paid or payable.

Superannuation

The consolidated entity makes contributions to various accumulating employee superannuation funds, or foreign equivalent funds, which are charged as expenses when incurred. The consolidated entity does not contribute to any defined benefit funds.

Long service leave

The liability for long service leave is recognised in the provision for employee benefits and measured as the present value of expected future payments to be made in respect of services provided by Australian employees up to the reporting date using the projected unit credit method. Consideration is given to expected future wage and salary levels, experience of employee departures and periods of service. Expected future payments are discounted using unconditional forward rates at the reporting date on AAA+AA rated corporate bonds that match as closely as possible, the estimated future cash outflows.

Short-term incentive plans

The consolidated entity recognises a liability and an expense for bonuses payable under various short term incentive plans. Short term incentive plans are based on the achievement of targeted performance levels set at the beginning of each financial year. Further information relating to these is included in the Remuneration Report which is set out on pages 32 to 38 of the Directors' Report. The consolidated entity recognises a liability to pay short term incentives when contractually obliged based on the achievement of the stated performance levels, where there is a past practice that has created a constructive obligation, or where the amount of the STI payable has been determined prior to the end of the financial year.

NOTES TO THE FINANCIAL STATEMENTS

FOR THE YEAR ENDED 30 JUNE 2015 / GLOBE INTERNATIONAL LIMITED

NOTE 1. SUMMARY OF SIGNIFICANT ACCOUNTING POLICIES (continued)

(x) Employee benefits (continued)

Share based payments

Share based compensation benefits are provided to employees via the Executive Long Term Incentive Plan ('LTIP'). Information relating to this plan is included in the Remuneration Report which is set out on pages 32 to 38 of the Directors' report.

The fair value of rights granted under the LTIP is recognised as an employee benefit expense with a corresponding increase in equity.

As all rights granted under the current LTIP have non-market vesting conditions (EPS targets), the best available estimate of the number of performance rights expected to vest is used at the reporting date to determine the employee benefit expense for the period. This estimate is revised at each future reporting date if subsequent information indicates that the number of performance rights expected to vest differs from previous estimates and a corresponding adjustment is made to the employee benefit expense in those future periods.

(y) Contributed equity

Ordinary shares are classified as equity. Incremental costs directly attributable to the issue of new shares or options are shown in equity as a deduction, net of tax, from the proceeds. If the entity acquires its own equity instruments as the result of a share buy-back, those instruments are deducted from equity and the associated shares are cancelled. No gain or loss is recognised in the profit and loss and the consideration paid including any directly attributable incremental costs, net of tax, is recognised directly in equity.

(z) Earnings per share

Basic earnings per share

Basic earnings per share is determined by dividing the operating profit after income tax by the weighted average number of ordinary shares outstanding during the financial year.

Diluted earnings per share

Diluted earnings per share adjusts the figures used in the determination of basic earnings per share to take into account the after income tax effect of interest and other financing costs associated with dilutive potential ordinary shares and the weighted average number of shares assumed to have been issued for no consideration in relation to dilutive potential ordinary shares.

(aa) Dividends

Provision is made for the amount of any dividend declared, being appropriately authorised and no longer at the discretion of the entity, on or before the end of the financial year but not distributed at balance date.

(ab) Goods and services tax ("GST")

Revenues, expenses and assets are recognised net of the amount of associated GST, unless the GST incurred is not recoverable from the taxation authority. In this case it is recognised as part of the cost of the acquisition of the asset or part of the expense.

Receivables and payables are stated inclusive of the amount of GST receivable or payable. The net amount of GST recoverable from, or payable to, the taxation authority is included within other receivables or payables in the balance sheet.

NOTE 1. SUMMARY OF SIGNIFICANT ACCOUNTING POLICIES (continued)**(ab) Goods and services tax ("GST") (continued)**

Cash flows are presented on a gross basis. The GST component of cash flows arising from investing or financing activities which are recoverable from, or payable to, the taxation authority, are presented as an operating cash flow.

(ac) Rounding of amounts

The Company has applied relief available under ASIC Class Order 98/0100 and accordingly, amounts in the financial report have been rounded off to the nearest one thousand dollars or, in certain cases, to the nearest dollar.

(ad) Comparative figures

Where required by accounting standards, comparative figures have been adjusted to conform to changes in presentation for the current financial year.

(ae) Parent entity financial information

The financial information for the parent entity, Globe International Limited, disclosed in Note 33 has been prepared on the same basis as the consolidated financial statements, except as set out below:

(i) Investments in subsidiaries

Investments in subsidiaries are accounted for at cost less impairment losses.

(ii) Accumulated profits reserves

Annual profits are held in separate accumulated profits reserves, rather than being off-set against retained earnings. Dividends are paid out of the accumulated profits reserves.

(ii) Tax consolidation legislation

Globe International Limited and its wholly-owned Australian controlled entities implemented the tax consolidation legislation as at 1 July 2003. The head entity, Globe International Limited, and the controlled entities in the tax consolidated group continue to account for their own current and deferred tax amounts. These tax amounts are measured as if each entity in the tax consolidated group continues to be a stand alone tax payer in its own right.

In addition to its own current and deferred tax amounts, Globe International Limited also recognises the current tax liabilities (or assets) and the deferred tax assets arising from unused tax losses and unused tax credits assumed from controlled entities in the tax consolidated group.

On adoption of the tax consolidation legislation, the entities in the tax consolidated group entered into a tax sharing agreement which, in the opinion of the directors, limits the joint and several liability of the wholly-owned entities in the case of a default by the head entity, Globe International Limited.

The entities have also entered into a tax funding agreement under which the wholly-owned entities fully compensate Globe International Limited for any current tax payable assumed and are compensated by Globe International Limited for any current tax receivable and deferred taxes relating to unused tax losses or unused tax credits that are transferred to Globe International Limited under the tax consolidation legislation. The funding amounts are determined by reference to the amounts recognised in the wholly-owned entities' financial statements.

NOTES TO THE FINANCIAL STATEMENTS

FOR THE YEAR ENDED 30 JUNE 2015 / GLOBE INTERNATIONAL LIMITED

NOTE 1. SUMMARY OF SIGNIFICANT ACCOUNTING POLICIES (continued)

(ae) Parent entity financial information (continued)

(ii) Tax consolidation legislation (continued)

The amounts receivable/payable under the tax funding agreement are due upon receipt of the funding advice from the head entity, which is issued as soon as practicable after the end of each financial year. Assets or liabilities arising under tax funding agreements with the tax consolidated entities are recognised as amounts receivable or payable to other entities in the group. Any difference between the amounts assumed and amounts receivable or payable under the tax funding agreement are recognised as a contribution to (or distribution from) wholly-owned tax consolidated entities.

(af) New accounting standards and UIG interpretations

Certain new accounting standards and interpretations have been published that are not mandatory for 30 June 2015 reporting periods. The consolidated entity's assessment of the impact of these new standards and interpretations which are relevant to the consolidated entity is set out below.

(i) AASB 9 Financial Instruments. AASB 9 addresses the classification, measurement and derecognition of financial assets and liabilities and sets out new rules for hedge accounting. In December 2014, the AASB made further changes to the classification and measurement rules and also introduced a new impairment model. These latest amendments now complete the new financial instruments note. The standard is not applicable until 1 January 2018, at the earliest, but is available for early adoption. The consolidated entity has made a preliminary assessment of the impact of the revised standard with regards to classification and measurement, and it is not expected to have a significant impact on the consolidated entity's financial statements. The consolidated entity has decided not to early adopt any parts of AASB 9. In order to apply the new hedging rules, the consolidated entity would have to adopt AASB 9 and the consequential amendments to AASB 7 and AASB 139 in their entirety

There are no other standards that are not yet effective and that are expected to have a material impact on the entity in the current or future reporting periods and on foreseeable future transactions.

(ag) Critical accounting estimates

Accounting estimates are assumptions that are used to determine the financial performance and position at a point in time. These estimates are continually evaluated and are based on historical experience and other factors, including expectations of future events, that may have a financial impact on the entity and that are believed to be reasonable under the circumstances. Included below are details of significant management estimates and assumptions.

(1) Estimates and assumptions with potentially material impacts on the financial statements in future periods

(i) Estimated Impairment of Intangible Assets

The consolidated entity tests whether intangible assets have suffered any impairment in accordance with the accounting policy stated in Note 1(k). The recoverable amounts of these intangible assets are determined based on fair value less costs to sell. These calculations require the use of assumptions which are outlined in Note 15 Intangible Assets. A change in the current year assumptions could have a material impact in future years due to an increase in, or reversal of, previously recognized impairment losses.

(ii) Taxation estimates

The current year income tax expense and current tax payable are determined in accordance with Note 1(c). The carrying value of deferred tax assets relating to tax losses is determined based on the estimated probability of recovery of those losses in future periods. Refer to Note 16 Tax Assets for the details of these estimates.

NOTE 1. SUMMARY OF SIGNIFICANT ACCOUNTING POLICIES (continued)

(ag) Critical accounting estimates (continued)

(2) Changes in accounting estimates

The preparation of financial statements requires management to make judgements, estimates and assumptions that affect the application of accounting policies and the reported amounts of assets, liabilities, income and expenses. Estimates and underlying assumptions are reviewed on an on-going basis. Revisions to accounting estimates are recognised in the period in which the estimate is revised and in any future periods affected.

NOTE 2. FINANCIAL RISK MANAGEMENT

The consolidated entity's activities expose it to a variety of financial risks - credit risk; market risk (including currency risk, and interest rate risk); and liquidity risk. The consolidated entity's overall risk management program focuses on the unpredictability of financial markets and seeks to minimise potential adverse effects on the financial performance of the consolidated entity. The consolidated entity uses derivative financial instruments such as foreign exchange contracts to hedge certain risk exposures. These derivatives are used exclusively for hedging purposes and not as trading or speculative instruments. The consolidated entity uses different methods to measure different types of risk to which it is exposed. These methods include monitoring the financial performance of counter-parties, ageing analysis for trade and other receivables, credit exposures and sensitivity analysis for foreign exchange and interest rate risk.

The board of directors has the ultimate responsibility for the establishment and oversight of the risk management framework. The Board works with the Chief Executive Officer ("CEO") and the Chief Financial Officer ("CFO") to establish the overall risk and control framework. The CEO and CFO are then delegated the authority and responsibility to assess specific risks, set appropriate risk limits and controls, and to monitor risks and adherence to limits. Risk management policies and procedures are reviewed regularly by the CEO and CFO to reflect changes in market conditions and the consolidated entity's activities. The CEO and CFO report to the Board on a regular basis in relation to the risk and control framework. The consolidated entity has written policies in place, covering specific areas, such as foreign exchange risk and credit risk.

The consolidated entity holds the following financial instruments as at the reporting date:

	NOTES	2015 \$'000	2014 \$'000
Financial assets			
Cash and cash equivalents	9	10,296	9,605
Trade and other receivables	10	14,266	13,911
Derivative financial instruments	12	381	-
Other assets	14	1,789	1,459
Total financial assets		26,732	24,975
Financial liabilities			
Trade and other payables	17	28,965	20,004
Borrowings	26	-	1,472
Derivative financial instruments	12	-	227
Total financial liabilities		28,965	21,703

NOTES TO THE FINANCIAL STATEMENTS

FOR THE YEAR ENDED 30 JUNE 2015 / GLOBE INTERNATIONAL LIMITED

NOTE 2. FINANCIAL RISK MANAGEMENT (continued)

(a) Credit risk

Whilst overall credit risk management is overseen by the Board, the day to day management of credit risk is conducted at a regional level by CEO, CFO and regional management teams. Credit risk arises from cash and cash equivalents, forward exchange contracts, deposits with banks and trade and other receivables, including factoring arrangements.

Cash, cash equivalents and deposits are placed with reputable international banks. The counterparties to forward exchange contracts are also reputable international banks and financial institutions. The consolidated entity has a policy in place to assess any new relationships with financial institutions, and to annually monitor existing relationships.

There are no significant concentrations of credit risk in relation to trade receivables in the consolidated entity as there are a large number of customers that are internationally dispersed. To minimise exposure to credit risk, the consolidated entity has policies in place to ensure that sales of products are made to customers with an appropriate credit history. Credit history is verified mainly through trade references and reports from credit rating agencies where available. Credit applications are received for each customer, and credit limits are established and reviewed regularly. When a customer is deemed un-creditworthy, no credit is granted and payment is secured either by a letter of credit or prepayment for the goods. Goods are sold subject to retention of title clauses in those regions where such clauses are legally accepted, so that in the event of default the consolidated entity may have a secured claim in certain circumstances. In some instances personal guarantees are obtained from customers. No collateral is required for trade receivables.

Other receivables include sundry receivables and amounts due from factors. The exposure to credit risk on amounts due from factors is monitored through the financial institution monitoring policy noted above, which includes regular review of financial performance and updates provided by ratings agencies and the counter-party itself.

Other assets include a non-controlling investment in a production facility.

Note 26 (a) contains quantitative details of the consolidated entity's exposure to credit risk.

(b) Market risk

(i) Foreign exchange risk

The consolidated entity operates internationally and is exposed to foreign exchange risk arising from various currency exposures, primarily in respect to the US dollar. Foreign exchange risk arises from future commercial transactions and recognised assets and liabilities in a currency that is not the consolidated entity's functional currency, or the functional currency of one of its subsidiaries. The risk is measured using sensitivity analysis and projections of future commercial transactions. Forward contracts are used to manage foreign exchange risk associated with inventory purchases.

The consolidated entity's risk management policy is for each region to hedge up to 75% of forecast USD denominated inventory purchases over a seven month period, where USD is not the functional currency of the subsidiary. All hedges of projected purchases qualify as "highly probable" forecast transactions for hedge accounting purposes.

The consolidated entity does not hedge its net investments in foreign subsidiaries denominated in foreign currency as those currency positions are considered long term in nature. Any foreign exchange gains or losses are taken to the foreign currency translation reserve on consolidation.

Note 26 (b)(i) contains quantitative details and sensitivity analysis of the consolidated entity's exposure to foreign exchange risk.

NOTE 2. FINANCIAL RISK MANAGEMENT (continued)**(b) Market risk (continued)***(ii) Interest rate risk*

The consolidated entity's main interest rate risk during the financial year resulted from movements in interest rates on advances under receivables financing facilities in Australia and North America, as discussed in Note 26(c). Under the terms of the agreements, the consolidated entity is exposed to interest rate risk, to the extent that the available facilities are utilised.

Note 26 (b)(ii) contains quantitative details of the consolidated entity's exposure to interest rate risk.

(c) Liquidity risk

The consolidated entity finances its operations by a combination of net cash from operating activities, the reinvestment of surplus cash and the use of short-term funding from the sale of certain receivables to factoring institutions. Liquidity risk is the risk that the consolidated entity may not be able to access funding when required, for both day-to-day requirements and to support its strategic activities.

Liquidity risk is managed by continuously monitoring forecast and actual cash flows and matching the maturities of financial assets against liabilities. In many cases trade receivables are financially incentivised to pay on time; and credit terms with both customers and suppliers of goods and services are negotiated to minimise the gap between payment and collection.

Due to the seasonal nature of the cash flows and the requirement for working capital funding at times throughout the year, receivables factoring arrangements are maintained with reputable banks and financial institutions. Management regularly reviews the forecast levels of available facilities in line with cash flow requirements. In addition, management maintains relationships with key financial institutions that may be able to provide alternate sources of funding, should the need arise.

Note 26 (c) contains quantitative details of the consolidated entity's exposure to liquidity risk.

NOTE 3. SEGMENT REPORT**(a) Description of segments**

Operating segments are determined in accordance with AASB 8 Operating Segments. To identify the operating segments of the business, management has considered the business from both a product and geographic perspective, as well as considering the way information is reported internally to management and the board of directors. Ultimately, there are many ways that the business is broken down for internal reporting, depending on the user and the purpose of the report. From a product perspective, information may be reported by brand (Globe, Almost, Stussy etc), by product category (footwear, apparel, hardgoods) or by market (action sports, streetwear or workwear). None of these bases for reporting is more predominantly used than the other. The only consistent break-down of the business from a management reporting perspective is by region. Accordingly, management has determined that there are three operating segments based on the geographical location of each of the regional offices. Each regional office is headed by a President or Vice President. These operating segments are Australasia, North America and Europe. Management and the Board monitor the performance of each of these segments separately and consistently.

NOTES TO THE FINANCIAL STATEMENTS

FOR THE YEAR ENDED 30 JUNE 2015 / GLOBE INTERNATIONAL LIMITED

NOTE 3. SEGMENT REPORT (continued)

(a) Description of segments (continued)

Segment revenues, expenses and results are allocated to each region based on the location of the divisional office that generated the sale or expense, rather than the location of the end customer or underlying activity. Whilst the segment results so derived are predominantly related to the operating segment within the geographical region of that segment, a portion of the segment result in each case is derived from countries outside that geographical region and aggregated into that segment. The basis for this aggregation is that the segments have similar economic characteristics and are similar in terms of the products sold, the type and class of the customer for the products and the distribution methods for the products.

Segment revenues and expenses may include transfers between segments. Such transfers are priced on an arms-length basis and are eliminated on consolidation. Segment revenue includes all sales of goods and receipts from licensing income, but excludes interest income.

Segment result is after the allocation of all operating expenses, which are considered to be all expenses included in Earnings Before Interest Tax Depreciation and Amortisation (EBITDA), with the exception of Corporate expenses which do not relate to any single segment and are treated as unallocated. Total Segment Result is after deducting non-operating expenses from the segment result, including depreciation, amortisation and impairment charges.

(b) Reportable segment information

The segment information provided to the CEO for the reportable segments is as follows:

2015	NOTES	AUSTRALASIA \$'000	NORTH AMERICA \$'000	EUROPE \$'000	UNALLOCATED \$'000	TOTAL \$'000
Segment Revenue						
Total Segment Revenue	(c)(i)	50,024	49,651	37,636	-	137,311
Internal Segment revenue		-	(126)	-	-	(126)
External Segment Revenue		50,024	49,525	37,636		137,185
Segment Profit / (Loss)						
Segment EBITDA	(c)(ii)	5,651	(1,673)	6,966	(4,714)	6,230
Depreciation and amortisation	5	(422)	(215)	(61)	-	(698)
Interest revenue	4	13	-	2	-	15
Finance costs	5	(55)	(75)	-	-	(130)
Other material non-cash items						
Impairment of receivables	5	(77)	-	(588)	-	(665)
Impairment of inventories	5	(135)	(20)	(160)	-	(315)
Impairment of intangibles	5	-	-	-	-	-

NOTES TO THE FINANCIAL STATEMENTS

FOR THE YEAR ENDED 30 JUNE 2015 / GLOBE INTERNATIONAL LIMITED

NOTE 3. SEGMENT REPORT (continued)

(b) Reportable segment information (continued)

2015	NOTES	AUSTRALASIA \$'000	NORTH AMERICA \$'000	EUROPE \$'000	TOTAL \$'000
Segment Assets and Liabilities					
Reportable segment assets	(c)(iii)	26,581	23,087	15,856	65,524
Reportable segment liabilities	(c)(iv)	8,925	19,561	8,158	36,644
Acquisition of non-current assets		310	203	145	658

2014	NOTES	AUSTRALASIA \$'000	NORTH AMERICA \$'000	EUROPE \$'000	UNALLOCATED \$'000	TOTAL \$'000
Segment Revenue						
Total Segment Revenue	(c)(i)	37,713	39,432	26,607	-	103,752
Internal Segment revenue		-	(208)	-	-	(208)
External Segment Revenue		37,713	39,224	26,607	-	103,544
Segment Profit / (Loss)						
Segment EBITDA	(c)(ii)	3,341	(1,027)	3,603	(3,470)	2,447
Depreciation and amortisation	5	(466)	(275)	(104)	-	(845)
Interest revenue	4	10	-	-	-	10
Finance costs	5	(103)	(54)	(3)	-	(160)
Other material non-cash items						
Impairment of receivables	5	(151)	(1,118)	(239)	-	(1,508)
Impairment of inventories	5	(101)	-	-	-	(101)
Impairment of intangibles	5	-	-	(354)	(16,701)	(17,055)

2014	NOTES	AUSTRALASIA \$'000	NORTH AMERICA \$'000	EUROPE \$'000	TOTAL \$'000
Segment Assets and Liabilities					
Reportable segment assets	(c)(iii)	24,938	16,358	14,505	55,801
Reportable segment liabilities	(c)(iv)	8,586	13,599	10,221	32,406
Acquisition of non-current assets		81	305	65	451

NOTES TO THE FINANCIAL STATEMENTS

FOR THE YEAR ENDED 30 JUNE 2015 / GLOBE INTERNATIONAL LIMITED

NOTE 3. SEGMENT REPORT (continued)

(c) Reconciliations

(i) Segment Revenues

Segment revenues include the revenue on sale of goods and royalty income earned. Segment revenues include transfers between segments. Such transfers are priced on an arms-length basis and are eliminated on consolidation at a segment reporting level.

Segment revenue reconciles to total revenue from continuing operations as follows:

	NOTES	2015 \$'000	2014 \$'000
Total segment revenue		137,659	103,997
Elimination of inter-segment revenue		-	-
Interest revenue		15	10
Total revenue	4	137,674	104,007

(ii) Segment EBITDA

Segment EBITDA is the most common measure used by the CEO and the board of directors to measure the performance of the operating segments. The measurement of EBITDA excludes the cost of central corporate costs, which are included as "unallocated" in the segment report. Certain Globe branded costs, including global marketing and events and footwear design, development, sourcing and production, are incurred centrally. To determine segment profitability, these costs are allocated one third to each segment for management reporting purposes. All other costs are predominantly allocated to regions based on the location of the spend.

Segment EBITDA reconciles to total operating profit before tax as follows:

	NOTES	2015 \$'000	2014 \$'000
Total segment EBITDA		10,944	5,917
Unallocated Corporate expenses		(4,714)	(3,470)
EBITDA		6,230	2,447
Depreciation and amortisation	5	(698)	(845)
Impairment of assets	5	-	(17,055)
Interest revenue	4	15	10
Finance costs	5	(130)	(160)
		(813)	(18,050)
Profit / (Loss) before tax		5,417	(15,603)

NOTE 3. SEGMENT REPORT (continued)

(c) Reconciliations (continued)

(iii) Segment assets

Segment Assets are allocated to the segments based on the operations of the segment and the physical location of the asset. Net intercompany receivables are included in the segments as applicable. Current and deferred tax assets are not considered to be segment assets. Reportable segment assets are reconciled to total assets as follows:

	NOTES	2015 \$'000	2014 \$'000
Total segment assets		65,524	55,801
Elimination of inter-segment loans		(5,795)	(8,974)
Current and deferred tax assets	16	3,956	3,610
Total assets		63,685	50,437

(iv) Segment liabilities

Segment Liabilities are allocated to the segments based on the operations of the segment. Net intercompany payables are included in the segments as applicable. Borrowings are included in segment liabilities as these are either short-term financing loans related to cash on hand, or finance lease assets related to the property, plant and equipment used to generate operating cash flows. Current and deferred tax liabilities are not considered to be segment liabilities. Reportable segment liabilities are reconciled to total liabilities as follows:

	NOTES	2015 \$'000	2014 \$'000
Total segment liabilities		36,644	32,406
Elimination of inter-segment loans		(5,795)	(8,974)
Current and deferred tax liabilities	18	1,559	576
Total liabilities		32,408	24,008

NOTES TO THE FINANCIAL STATEMENTS

FOR THE YEAR ENDED 30 JUNE 2015 / GLOBE INTERNATIONAL LIMITED

NOTE 3. SEGMENT REPORT (continued)

(d) Other information

Information about revenues from external customers and non-current assets in Australia, the entity's country of domicile, and any other material individual countries is disclosed below. These revenues are allocated based on the location of the customer. Non-current assets are allocated based on the location of the asset, or the country which derives income from the asset in the case of investments and intangible assets. Assets that are not allocated to reporting segments are excluded from regional assets.

	EXTERNAL SEGMENT REVENUES		EXTERNAL NON-CURRENT ASSETS	
	2015 \$'000	2014 \$'000	2015 \$'000	2014 \$'000
Australia	45,525	34,897	677	790
United States	24,237	20,825	2,277	1,866
Other foreign countries	67,897	48,275	223	138
Unallocated deferred taxes	-	-	3,949	3,605
Unallocated intangible assets	-	-	-	-
Total	137,659	103,997	7,126	6,399

NOTE 4. REVENUE

	2015 \$'000	2014 \$'000
Sale of goods	137,185	103,544
Royalty income	474	453
Finance income	15	10
	137,674	104,007

NOTES TO THE FINANCIAL STATEMENTS

FOR THE YEAR ENDED 30 JUNE 2015 / GLOBE INTERNATIONAL LIMITED

NOTE 5. EXPENSES

	NOTES	2015 \$'000	2014 \$'000
Profit from ordinary activities of the continuing operations, before income tax, includes the following specific expenses:			
Cost of sales		74,190	55,769
Bad and doubtful debts	26	(259)	1,508
Write down of inventory to net realisable value		83	101
Borrowing costs			
Interest & finance charges paid		130	160
Operating lease expenses			
Rent for premises		2,077	1,810
Depreciation			
Leasehold improvements		436	332
Plant & equipment		80	81
Office equipment, furniture and fittings		162	287
Motor Vehicles		20	31
Total Depreciation		698	731
Amortisation			
Amortisation of Trademarks		-	98
Amortisation of other intangibles		-	16
Total Amortisation		-	114
Total depreciation and amortisation		698	845
Impairment of intangible assets		-	17,055

NOTES TO THE FINANCIAL STATEMENTS

FOR THE YEAR ENDED 30 JUNE 2015 / GLOBE INTERNATIONAL LIMITED

NOTE 6. SIGNIFICANT ITEMS

	NOTES	2015 \$'000	2014 \$'000
Profit / (loss) for the year includes the following or items for which disclosure is relevant in explaining the financial performance from operating activities due to their significance in either size or nature:			
Restructuring costs and provisions released/(expensed)	(a)	-	716
Write-down in recoverable amount of intangible assets	15	-	(17,055)
Total significant items		-	(16,339)
Income tax benefit / (expense) associated with items above		-	3,949
Derecognition of deferred tax assets relating to unutilised tax losses		-	(305)
Total significant income tax benefit / (expense)		-	3,644
Net significant items		-	(12,695)
Significant items relating to the impairment of intangible assets, net of tax		-	(12,820)

(a) Restructuring costs of \$1.2 million expensed in 2013 included provisions for team riders and employees redundancy pay-outs (\$0.5m) and additional inventory provisions (\$0.6m), primarily relating to the North American division. During the 2014 year, a portion of these provisions were reversed, resulting in a \$0.7 million credit released to the income statement.

NOTE 7. NOTES TO THE STATEMENT OF CASH FLOWS

	NOTES	2015 \$'000	2014 \$'000
(a) Reconciliation of net cash provided by operating activities to profit / (loss) from ordinary activities after income tax			
Operating profit/(loss) after taxation		3,718	(12,036)
Impairment of intangible assets	5	-	16,789
Depreciation and amortisation	5	698	845
Net exchange gains / (losses) on net assets		933	(239)
Changes in operating asset and liabilities as reported:			
(Increase)/Decrease in trade receivables		(29)	(2,189)
(Increase)/Decrease in other receivables and prepayments		(896)	416
(Increase)/Decrease in inventories		(10,903)	(3,788)
Increase/(Decrease) in other payables/provisions/accruals		8,889	6,086
Increase/(Decrease) in net taxes payable		638	(3,620)
Net cash provided by/(used in) operating activities		3,048	2,264

NOTES TO THE FINANCIAL STATEMENTS

FOR THE YEAR ENDED 30 JUNE 2015 / GLOBE INTERNATIONAL LIMITED

NOTE 8. INCOME TAX EXPENSE

	2015 \$'000	2014 \$'000
(a) Income tax expense recognised in the income statement		
Prior year under / (over) provision	6	(31)
Current tax (net of tax losses not recognised)	2,229	883
Deferred tax relating to temporary differences (net of deferred tax assets not recognised)	(536)	(4,153)
Total income tax expense / (benefit)	1,699	(3,301)

The deferred income tax (benefit) / expense included in income tax expense relates to the reversal of temporary differences, and includes any provision against the recoverability of deferred tax assets relating to temporary differences.

	2015 \$'000	2014 \$'000
(b) Numerical reconciliation between tax expense and pre-tax profit		
Profit / (loss) from continuing operations before income tax	5,417	(15,603)
Income tax expense / (benefit) calculated at 30%	1,625	(4,681)
Increase / (decrease) in tax due to:		
Prior year under / (over) provision	6	(31)
Revenue losses and temporary differences derecognised	(280)	1,081
Non allowable / (assessable) amounts	47	112
Expiry of foreign income tax credits	158	128
Write back of temporary differences	-	-
Differences in tax on overseas income	143	90
Income tax expense / (benefit)	1,699	(3,301)
(c) Deferred tax recognised directly in other comprehensive income		
Cash flow hedge reserve	(486)	176
Foreign currency translation reserve	(188)	10
Deferred tax expense / (benefit)	(674)	186
(d) Franking Account		
Franking account balance at 30% tax rate	3,936	4,469

NOTES TO THE FINANCIAL STATEMENTS

FOR THE YEAR ENDED 30 JUNE 2015 / GLOBE INTERNATIONAL LIMITED

NOTE 9. CASH AND CASH EQUIVALENTS

	NOTES	2015 \$'000	2014 \$'000
Cash at bank	(a)	10,296	9,605

(a) Reconciliation of cash and cash and cash equivalents to the statement of cash flow

Cash at the end of the financial year as shown in the statement of cash flows is consistent with items in the balance sheet.

(b) Credit risk and interest rate risk

The consolidated entity's general exposure and management of credit risk and interest rate risk is discussed in Note 2 Financial Risk Management. The detailed exposure to these risks as at the current balance date is disclosed in Note 26 Financial Instruments.

NOTE 10. TRADE AND OTHER RECEIVABLES

	NOTES	2015 \$'000	2014 \$'000
Current			
Trade receivables		14,224	14,821
<i>Less: Provision for doubtful receivables</i>		(1,961)	(2,587)
		12,263	12,234
Other receivables	(c)	1,346	1,061
Restricted cash on deposit	26	424	383
Trade deposits		233	233
	26	14,266	13,911

(a) Fair Value

The consolidated entity's financial assets are carried in the balance sheet at amounts that approximate fair value.

(b) Credit risk and interest rate risk

The consolidated entity's general exposure and management of credit risk and interest rate risk is discussed in Note 2 Financial Risk Management. The detailed exposure to these risks as at the current balance date is disclosed in Note 26 Financial Instruments.

(c) Other receivables

This amount includes \$1.2 million (2014: \$0.9 million) relating to amounts recoverable under trade receivables factoring arrangements – refer to Note 26 for further information. Other amounts generally arise from transactions outside the usual operating activities of the consolidated entity. Collateral is not normally obtained.

NOTES TO THE FINANCIAL STATEMENTS

FOR THE YEAR ENDED 30 JUNE 2015 / GLOBE INTERNATIONAL LIMITED

NOTE 11. INVENTORIES

	2015 \$'000	2014 \$'000
Inventories at cost		
Raw materials	290	215
Work in progress	10	-
Finished goods	31,271	20,140
Total inventories at cost	31,571	20,355
Provision for inventory write-downs	(980)	(668)
	30,591	19,687

NOTE 12. DERIVATIVE FINANCIAL INSTRUMENTS

	2015 \$'000	2014 \$'000
Forward exchange contracts – cash flow hedge asset / (liability)	381	(227)

(a) *Forward exchange contracts*

The consolidated entity enters into forward exchange contracts, in the normal course of business, to hedge certain foreign exchange exposures, as discussed in Note 2 *Financial Risk Management*. These contracts are hedging highly probable forecasted purchases for the ensuing seasons, and are timed to mature when payments for major shipments for each season are due. The portion of the gain or loss on the hedging instrument that is determined to be an effective hedge is recognised directly in equity. When the cash flows occur, the consolidated entity effectively adjusts the initial measurement of the inventory recognised in the balance sheet by the related amount deferred in equity. For details of the hedging instruments outstanding as at balance date, refer to Note 26 *Financial Instruments*.

NOTES TO THE FINANCIAL STATEMENTS

FOR THE YEAR ENDED 30 JUNE 2015 / GLOBE INTERNATIONAL LIMITED

NOTE 13. PROPERTY, PLANT AND EQUIPMENT

Reconciliations of the carrying values of each class of property, plant and equipment at the beginning and end of the current and previous financial years, for the consolidated entity, are as follows:

	LEASEHOLD IMP'MENTS	MOTOR VEHICLES	PLANT & EQUIPMENT	OFFICE EQUIPMENT, FURNITURE & FITTINGS	TOTAL GROUP
	\$'000	\$'000	\$'000	\$'000	\$'000
Carrying value at 1 July 2014	907	63	209	536	1,715
Additions	114	-	12	227	353
Depreciation	(332)	(31)	(81)	(287)	(731)
Foreign currency translation gain / (loss) on fixed assets of overseas subsidiaries	4	-	-	(6)	(2)
	(214)	(31)	(69)	(66)	(380)
Cost as at 30 June 2014	4,172	149	843	3,690	8,854
Accumulated depreciation at 30 June 2014	(3,479)	(117)	(703)	(3,220)	(7,519)
Carrying value at 30 June 2014	693	32	140	470	1,335
Additions	373	-	81	204	658
Depreciation	(436)	(20)	(80)	(162)	(698)
Foreign currency translation gain / (loss) on fixed assets of overseas subsidiaries	37	3	7	46	93
	(26)	(17)	8	88	53
Cost as at 30 June 2015	4,841	156	1,023	4,039	10,059
Accumulated depreciation at 30 June 2015	(4,174)	(141)	(875)	(3,481)	(8,671)
Carrying value at 30 June 2015	667	15	148	558	1,388

NOTE 14. OTHER ASSETS

	2015 \$'000	2014 \$'000
Investment in production facility	1,789	1,459

The consolidated entity holds a non-controlling interest in a production facility in China. This interest is non-controlling as the consolidated entity does not have the balance of voting power and does not have the power to govern the financial and operating policies of the supplier.

NOTES TO THE FINANCIAL STATEMENTS

FOR THE YEAR ENDED 30 JUNE 2015 / GLOBE INTERNATIONAL LIMITED

NOTE 15. INTANGIBLE ASSETS

	GOODWILL	TRADEMARKS INDEFINITE LIFE	TRADEMARKS FINITE LIFE	OTHER INTANGIBLE ASSETS – FINITE LIFE	TOTAL
	\$'000	\$'000	\$'000	\$'000	\$'000
At 30 June 2013					
Cost	65,345	21,410	13,606	437	100,798
Accumulated amortisation and impairment	(65,345)	(4,709)	(13,606)	(79)	(83,739)
Net book amount	-	16,701	-	358	17,059
Year ended 30 June 2014					
Opening net book amount	-	16,701	-	358	17,059
Additions	-	-	98	-	98
Amortisation charge	-	-	(98)	(16)	(114)
Impairment provision	-	(16,701)	-	(354)	(17,055)
Foreign exchange translation impacts	-	-	-	12	12
Closing net book amount 30 June 2014	-	-	-	-	-
At 30 June 2014 and 30 June 2015					
Cost	65,345	21,410	13,704	437	100,896
Accumulated amortisation and impairment	(65,345)	(21,410)	(13,704)	(437)	(100,896)
Net book amount	-	-	-	-	-

NOTES TO THE FINANCIAL STATEMENTS

FOR THE YEAR ENDED 30 JUNE 2015 / GLOBE INTERNATIONAL LIMITED

NOTE 15. INTANGIBLE ASSETS (continued)

(a) Impairment tests for indefinite life intangible assets

Goodwill

Goodwill was allocated to the consolidated entity's cash-generating units (CGUs) which were determined based on specific businesses / acquisitions. The consolidated entity has carried a provision for impairment against the full cost value of goodwill since before the beginning of the current financial year. In accordance with the accounting policy in Note 1(k), this provision will never be reversed.

Trademarks with indefinite useful lives

The Globe brand itself is considered to be a Cash Generating Unit. The recoverable amount of the brand is determined based on fair value less costs to sell (FVLCTS), in accordance with AASB 136, as the FVLCTS is higher than the brand's value in use. In applying the FVLCTS approach, the recoverable amount of the brand is assessed using the "relief from royalty" market based valuation technique.

Established in 1993, Globe is the consolidated entity's flagship brand, and is a well recognised action sports brand worldwide, with a broad offering of footwear, apparel and accessories sold predominantly in North and South America, Europe and Australasia. The brand is not considered to have a foreseeable brand maturity date, and has accordingly been assessed as having an indefinite useful life. However, due to changes that impacted the action sports industry between 2008 and 2014 – including difficult broader economic conditions, challenges for the Action Sports retail account base and the saturation of some of the more iconic action sports brand – the value of the brand was fully impaired during the 2014 financial year.

Other intangible assets

Other intangible assets include key-moneys paid to secure retail tenancies in France. The payment is made to the exiting tenant, rather than the landlord, and there is evidence to suggest that there is an active, generally appreciating, market for payment to secure retail tenancies. The asset is measured at cost, less impairments and amortisation over the life of the lease. The assets are tested for impairment when there is an indication of impairment. Fair value less costs to sell (FVLCTS) is used to determine the recoverable amount of the asset, using comparable transactions and observable trading multiples. During the 2014 financial year, these assets were fully impaired due to a general deterioration in traffic to the retail area which resulted in uncertainty with regards to the value of key money available for stores at this location.

NOTES TO THE FINANCIAL STATEMENTS

FOR THE YEAR ENDED 30 JUNE 2015 / GLOBE INTERNATIONAL LIMITED

NOTE 16. TAX ASSETS

	NOTES	2015 \$'000	2014 \$'000
Current tax assets	(i)	7	5
Deferred tax assets attributable to temporary differences	(ii)	3,949	3,605
Deferred tax assets attributable to tax losses	(iii)	-	-
Total deferred tax assets		3,949	3,605
Total tax assets		3,956	3,610

(i) Current tax assets are tax refunds due on current or prior year period taxes paid.

(ii) *Deferred taxes attributable to temporary differences*

This balance comprises of temporary differences attributable to:

	2015 \$'000	2014 \$'000
<i>Amounts recognised in profit or loss:</i>		
Trade and other receivables	652	847
Inventories	495	336
Property, plant and equipment	921	705
Intangible assets	884	1,289
Employee benefits (provisions and payables)	817	615
Accruals	37	76
Other	383	172
	4,189	4,040
<i>Amounts recognised directly in equity:</i>		
Foreign currency translation reserve	148	273
Cash flow hedge reserve	-	68
	4,337	4,381
Less: provisions for temporary differences	(388)	(776)
Total temporary differences	3,949	3,605
Deferred tax assets expected to be recovered within 12 months	2,377	2,233
Deferred tax assets expected to be recovered after more than 12 months	1,572	1,372
	3,949	3,605

NOTES TO THE FINANCIAL STATEMENTS

FOR THE YEAR ENDED 30 JUNE 2015 / GLOBE INTERNATIONAL LIMITED

NOTE 16. TAX ASSETS (continued)

(iii) *Deferred taxes attributable to tax losses*

This balance, if any, comprises of net operating tax losses that are expected to be utilised in the next three to four years. The utilisation of these losses will occur after sufficient profits have been generated to reverse existing taxable temporary differences in the relevant regions. The carrying value of these tax losses is supported by future taxable profit forecasts which indicate that it is probable that these losses will be utilised within the foreseeable future.

The consolidated entity has \$10.8 million (2014: \$10.5m) of deferred tax assets relating to revenue losses that have not been recognised. These tax losses do not expire under current tax legislation. Deferred tax assets will not be recognised until such time that current taxable profit forecasts for the relevant jurisdictions indicate that it is probable that these benefits will be utilised in the foreseeable future.

In addition, the consolidated entity has \$3.8 million (2014: \$3.6 million) of deferred tax assets relating to capital tax losses that have not been recognised. These tax losses do not expire under current tax legislation. Deferred tax assets will not be recognised until such time that it is probable that future capital gains will be available to utilise these benefits.

NOTE 17. TRADE AND OTHER PAYABLES

	2015 \$'000	2014 \$'000
Current payables		
Trade creditors	21,573	12,564
Other creditors and accruals	7,392	7,440
	28,965	20,004

NOTE 18. TAX LIABILITIES

	NOTES	2015 \$'000	2014 \$'000
Current Current tax liability		957	456
Non-Current Deferred Tax Liability	(i)	602	120
		1,559	576

(i) This balance consists of temporary differences attributable to:

	2015 \$'000	2014 \$'000
<i>Amounts recognised in profit or loss:</i>		
Trade and other receivables	-	-
Intangible assets	-	-
	-	-
<i>Amounts recognised directly in equity:</i>		
Foreign currency translation reserve	482	120
Cash flow hedge reserve	120	-
Total temporary differences	602	120

NOTES TO THE FINANCIAL STATEMENTS

FOR THE YEAR ENDED 30 JUNE 2015 / GLOBE INTERNATIONAL LIMITED

NOTE 18. TAX LIABILITIES (continued)

	2015 \$'000	2014 \$'000
Deferred tax liability expected to be settled within 12 months	602	120
Deferred tax liability expected to be settled after more than 12 months	-	-
	602	120

NOTE 19. PROVISIONS

	NOTES	2015 \$'000	2014 \$'000
Current			
Employee entitlements	(a)	1,290	1,092
Restructuring Costs	(b)	-	-
Total current provision		1,290	1,092
Non-Current			
Employee entitlements	(a)	517	512

(a) Employee entitlements include:

Annual leave and long service leave provisions

The provision for employee entitlements comprises amounts for annual leave and long service leave. Annual leave is recognised as a current provision as the consolidated entity does not have the unconditional right to defer settlement. The consolidated entity expects annual leave amounts to be largely paid out within 12 months. The following assumptions were used in measuring the long service leave provision for the year ended 30 June 2015:

Expected increase in wages and salaries	3% - 4%	(2014: 3% - 4%)
Expected wages and salary on-costs	7% - 16%	(2014: 7% - 16%)

Superannuation

The consolidated entity contributes to various industry superannuation fund plans in Australia. The plans operate on an accumulation basis and provide lump sum benefits for members on retirement in addition to death and disablement insurance. The contributions are based on negotiated agreements with employees or employee consolidated entities. Accrued superannuation contributions, along with other accrued labour costs, are included in trade and other payables (Note 17).

(b) Movement in the provision for restructuring costs during the financial year is set out below:

	2015 \$'000	2014 \$'000
Balance at 1 July	-	545
Provisions utilised during the year	-	(237)
Provisions released during the year	-	(308)
Balance at 30 June	-	-

NOTES TO THE FINANCIAL STATEMENTS

FOR THE YEAR ENDED 30 JUNE 2015 / GLOBE INTERNATIONAL LIMITED

NOTE 20. OTHER LIABILITIES

	2015 \$'000	2014 \$'000
Accruals related to lease incentives and fixed rent escalation clauses	77	125

NOTE 21. CONTRIBUTED EQUITY

	NOTES	2015 \$'000	2014 \$'000
Paid-up Capital:			
41,463,818 (2014: 41,463,818) fully paid ordinary shares	(a)	144,223	144,223

(a) Ordinary shares

Ordinary shares entitle the holder to participate in dividends and the proceeds on winding up of the company in proportion to the number of shares held. On a show of hands every holder of ordinary shares present at a meeting, in person or by proxy, is entitled to one vote, and upon a poll each share is entitled to one vote. Ordinary shares have no par value and the company does not have a limited amount of authorised capital.

(b) Capital risk management

The consolidated entity's primary objective when managing capital is to safeguard its ability to continue as a going concern, so that it can provide returns for shareholders and benefits for other stakeholders. Accordingly, the consolidated entity's core strategy is to minimise its use of borrowings. The consolidated entity uses receivables factoring facilities to supplement cash reserves, as required.

In order to maintain or adjust the capital structure, the Company may adjust the amount of dividends paid to shareholders, issue new shares, and sell assets to pay down debt or return capital to shareholders. Where there is excess capital in the business through major asset sales, the Company will aim to return this capital to shareholders.

NOTE 22. TREASURY SHARES

	NOTES	2015 \$'000	2014 \$'000
Treasury shares held by the Employee Share Trust	(a)	(487)	(487)

- (a) Treasury shares are shares in Globe International Limited that are held by the Employee Share Trust for the purpose of issuing shares to employees under the consolidated entity's remuneration policies, as outlined in the Remuneration Report, on pages 32 to 38 of the Directors' Report. The total number of shares held as at the end of the financial year was 510,000 (2014: 510,000).

NOTES TO THE FINANCIAL STATEMENTS

FOR THE YEAR ENDED 30 JUNE 2015 / GLOBE INTERNATIONAL LIMITED

NOTE 23. RESERVES

	NOTES	2015 \$'000	2014 \$'000
Foreign currency translation reserve	(a)	(7,407)	(9,361)
Hedging reserve – cash flow hedge	(b)	260	(160)
Share based payments reserve	(c)	323	323
		(6,824)	(9,198)

	2015 \$'000	2014 \$'000
(a) Foreign currency translation reserve		
Balance at 1 July	(9,361)	(9,429)
Currency translation differences arising during the year, net of tax	1,954	68
Balance at 30 June	(7,407)	(9,361)

Exchange differences arising on translation of foreign controlled entities are taken to the foreign currency translation reserve, as described in Note 1(d). The reserve is recognised in profit and loss when the net investment is disposed of.

	2015 \$'000	2014 \$'000
(b) Hedging reserve – cash flow hedges		
Balance at 1 July	(160)	251
Revaluation – gross	380	(227)
Deferred tax	(120)	67
Transfer to inventory	160	67
Balance at 30 June	260	(160)

The hedging reserve is used to record gains or losses on hedging instruments that are designated as cash flow hedges and are therefore recognised directly in equity, as described in Note 1(s). Amounts are recognised in profit and loss when the associated hedged transaction affects profit and loss.

- (c) The share based payments reserve is used to recognise the fair value of performance rights issued but not vested, as described in Note 1(x). The balance in the reserve was generated when the rights had market vesting conditions, and as such has not been subsequently remeasured, even though those rights never vested. There was no movement in the value of the reserve in the current or the prior period, as there was no value attributed to rights outstanding under the most recent LTIP, which is based on non-marketing vesting conditions.

NOTES TO THE FINANCIAL STATEMENTS

FOR THE YEAR ENDED 30 JUNE 2015 / GLOBE INTERNATIONAL LIMITED

NOTE 24. RETAINED PROFITS / (LOSSES)

	2015 \$'000	2014 \$'000
Balance at 1 July	(108,109)	(95,807)
Net profit / (loss) for the year attributable to the members of the Company	3,718	(12,302)
Dividends paid	(1,244)	-
Retained profits / (losses) at the reporting date	(105,635)	(108,109)

NOTE 25. DIVIDENDS

During the year the Company paid a fully franked interim dividend of 3 cents per share. This dividend amounting to \$1.244 million was paid to shareholders on 27 March 2015 (2014 interim dividend: nil).

In respect of the financial year ended 30 June 2015, since the end of the financial year the directors have determined that a fully franked final dividend of 4 cents per share will be payable on 15 October 2015 (2014 final dividend: nil).

NOTE 26. FINANCIAL INSTRUMENTS

The consolidated entity's financial risk management and measurement policies are disclosed in Note 2 *Financial Risk Management*. The following note outlines the quantitative details of the consolidated entity's financial instruments as at balance date.

(a) Credit risk

The carrying amount of the consolidated entity's financial assets, which represents the maximum credit exposure as at the reporting date, was:

	REFERENCE	2015 \$'000	2014 \$'000
Trade receivables (net of provision)	1	12,263	12,234
Other receivables	2	1,346	1,061
Restricted cash on deposit		424	383
Trade deposits		233	233
Total trade and other receivables		14,266	13,911
Derivative financial instruments		381	-
Other assets	3	1,789	1,459
Cash and cash equivalents	4	10,296	9,605
		26,731	24,975

NOTE 26. FINANCIAL INSTRUMENTS (continued)

(a) Credit risk (continued)

(1) Trade receivables

The consolidated entity's maximum exposure to credit risk for trade receivables at the reporting date by geographic region was:

	2015 \$'000	2014 \$'000
Australasia	5,541	4,465
North America	3,217	4,480
Europe	3,505	3,289
	12,263	12,234

The ageing of the consolidated entity's trade receivables considered past due but not impaired as at the reporting date was:

	2015 \$'000	2014 \$'000
Past due 0-30 days	3,209	2,533
Past due 31-60 days	1,426	1,638
Past due 61-90 days	555	537
	5,190	4,708

As at the reporting date the value of trade receivables that were past due and impaired and the related impairment allowance was:

	2015 \$'000	2014 \$'000
Trade receivables – past due and impaired	1,825	2,678
Impairment allowances	(1,402)	(1,646)
	423	1,032

The movement in the impairment allowance for trade receivables during the year was:

	2015 \$'000	2014 \$'000
Balance at 1 July	2,587	1,698
Impairment loss / (write-backs) recognised during the year	(263)	1,508
Receivables written off against impairment allowance	(710)	(590)
Foreign currency (gain) / loss on translation of overseas entities impairment allowance	347	(29)
Balance at 30 June	1,961	2,587

NOTES TO THE FINANCIAL STATEMENTS

FOR THE YEAR ENDED 30 JUNE 2015 / GLOBE INTERNATIONAL LIMITED

NOTE 26. FINANCIAL INSTRUMENTS (continued)

(a) Credit risk (continued)

(1) Trade receivables (continued)

Based on the age and category of the debtors, management currently recognises an impairment provision at rates ranging from 0.5% to 100% on existing debtor balances as at the reporting date. In addition, management exercises judgement to determine if there are any further adjustments required to the value of the provision so calculated. Management considers that the remainder of the trade receivables, except for those trade receivables that have been impaired, relate to customers that have a good credit history and accordingly based on historical default rates management believe no impairment is required.

Although the goods sold to these customers were subject to retention of title clauses in some instances, management has no indication that the customer is still in possession of the goods, or alternatively, that the goods even if repossessed are of any significant value. Hence, no allowance has been made for any amounts that may be recoverable on the repossession of the goods.

When management is satisfied that no further recovery of the receivable is possible the amount of the impairment allowance relating to that receivable is written off against the financial asset directly.

(2) Other receivables

Other receivables include sundry other receivables and amounts due from factors. All balances are current and are not considered to be impaired.

(3) Other assets

Other assets comprise an investment in another entity at cost.

(4) Cash and cash equivalents

Cash and cash equivalents are held at various reputed international banks in Australia, New Zealand, United States, Canada, France and the United Kingdom.

(b) Market risk

(i) Foreign Exchange Risk

The consolidated entity's net exposure to foreign exchange risk as at the reporting date was as follows:

	2015			2014		
	USD \$'000	EURO \$'000	GBP \$'000	USD \$'000	EURO \$'000	GBP \$'000
Trade receivables and other receivables	-	98	236	-	102	265
Trade payables	1,792	-	-	(676)	-	-
Forward exchange contracts to buy foreign currency	16,066	-	-	9,635	-	-
	17,858	98	236	8,959	102	265

NOTES TO THE FINANCIAL STATEMENTS

FOR THE YEAR ENDED 30 JUNE 2015 / GLOBE INTERNATIONAL LIMITED

NOTE 26. FINANCIAL INSTRUMENTS (continued)

(b) Market risk (continued)

FX Risk Sensitivity analysis:

-10% / + 10%	2015				2014			
	AUD VS USD	EUR VS USD	USD VS GBP	EUR VS GBP	AUD VS USD	EUR VS USD	USD VS GBP	EUR VS GBP
	\$'000	\$'000	\$'000	\$'000	\$'000	\$'000	\$'000	\$'000
Impact on profit after tax (1)	131/(160)	(30)/26	(9)/11	(19)/24	40/(49)	(15)/14	(12)/15	(14)/17
Impact on equity (2)	(1,127)/1,378	(534)/652	-	-	(736)/900	(193)/236	-	-

(1) Arises on the translation of USD denominated financial instruments other than forward exchange contracts.

(2) Arises on the translation of forward exchange contracts.

(ii) Interest rate risk

The consolidated entity's exposure to interest rate risk, and the effective weighted average interest rates on classes of financial assets and liabilities on hand at the end of the year, is detailed below:

	WEIGHTED AVERAGE INTEREST RATE (%)	FLOATING INTEREST RATE \$'000	FIXED INTEREST RATE \$'000	NON- INTEREST BEARING \$'000	TOTAL \$'000
2015					
Financial assets:					
Cash and cash equivalents		-	-	10,296	10,296
Trade and other receivables		-	-	14,266	14,266
Other assets		-	-	1,789	1,789
		-	-	26,351	26,351
Financial liabilities					
Trade and other payables		-	-	28,965	28,965
Borrowings		-	-	-	-
		-	-	28,965	28,965
2014					
Financial assets:					
Cash and cash equivalents	2.5%	103	-	9,502	9,605
Trade and other receivables	-	-	-	13,911	13,911
Other assets	-	-	-	1,459	1,459
		103	-	24,872	24,975
Financial liabilities					
Trade and other payables	-	-	-	20,004	20,004
Borrowings	9.04%	1,472	-	-	1,472
		1,472	-	20,004	21,476

NOTES TO THE FINANCIAL STATEMENTS

FOR THE YEAR ENDED 30 JUNE 2015 / GLOBE INTERNATIONAL LIMITED

NOTE 26. FINANCIAL INSTRUMENTS (continued)

(c) Liquidity risk

(i) Financial liabilities:

The following are the contractual maturities of the financial liabilities of the consolidated entity. As all balances are due within 6 months or less, the impact of discounting is not significant and therefore the contractual cash flow is equal to the carrying amount of the financial liabilities:

	CARRYING AMOUNT \$'000	CONTRACTUAL CASH FLOW - 6 MONTHS OR LESS \$'000
2015		
Trade and other payables	28,965	28,965
Forward exchange contracts used for hedging:		
Inflow (Gross)	(20,968)	(20,968)
Outflow (Gross)	20,587	20,587
	28,584	28,584
2014		
Trade and other payables	20,004	20,004
Forward exchange contracts used for hedging:		
Inflow (Gross)	(10,230)	(10,230)
Outflow (Gross)	10,457	10,457
	20,231	20,231

NOTE 26. FINANCIAL INSTRUMENTS (continued)
(c) Liquidity risk (continued)
(ii) Borrowing facilities

As at the reporting date, the consolidated entity had access to the following current borrowing facilities, which can be used as required for short-term funding to meet the contractual maturities of the financial liabilities noted above.

	REFERENCE	2015 \$'000	2014 \$'000
Secured receivables financing facilities			
- amount used (non-recourse North American facility)		2,502	2,312
- amount used (full-recourse Australian facility)		-	1,472
- amount unused		3,568	1,233
	(1)	6,070	5,017
Secured inventory financing facilities			
- amount used		-	-
- amount unused		1,750	1,103
	(2)	1,750	1,103
Secured multi-option financing facilities			
-amount used		-	-
-amount unused		1,742	1,086
	(3)	1,742	1,086
TOTAL FINANCING FACILITIES			
- amount used		2,502	3,785
- amount unused		7,060	3,422
		9,562	7,207
Bank guarantee facilities			
- amount used		497	385
- amount unused		79	-
	(4)	576	385

(1) Secured receivables financing facilities
North America

The consolidated entity's North American subsidiaries have an arrangement to assign a portion of their accounts receivable to a factor under an ongoing arrangement that is cancellable by either party with 60 days notice. This arrangement includes both recourse and non-recourse receivables. The majority of the receivables sold are on a non-recourse basis, which means that all credit risk passes to the factor at the time of assignment, such that the consolidated entity has no further exposure to default by trade debtors. When receivables are sold on a recourse basis, those receivables can be passed back to the consolidated entity if they are not collected within a certain time frame. Accordingly, the credit risk on these receivables remains with the consolidated entity, despite the assignment to the factor.

NOTES TO THE FINANCIAL STATEMENTS

FOR THE YEAR ENDED 30 JUNE 2015 / GLOBE INTERNATIONAL LIMITED

NOTE 26. FINANCIAL INSTRUMENTS (CONTINUED)

(c) Liquidity risk (continued)

(1) Secured receivables financing facilities (continued)

Non-recourse receivables sold to the factor are derecognised as trade receivables, and shown as debt due from factor under other receivables (see Note 10 Trade and other receivables). The consolidated entity may request advances on the net receivables factored at any time before their due date, which reduces the amounts owed by the factor to the consolidated entity. The factor charges a commission on the net sales factored, and interest on any advances. The interest rate is based on relevant floating reference rates, plus a fixed margin.

Maximum advances under the factoring agreement, provided at the discretion of the factor, are 85% of eligible accounts receivable (which excludes all recourse receivables), representing the total available facility. Amounts advanced are reported as cash. Obligations due to the factor under the factoring agreement are collateralised by a continuing security interest in the factored receivables, and other tangible assets of the North American subsidiaries. There are no financial covenants associated with this agreement.

Australia

The parent entity has in place a receivables financing arrangement which will continue on an annual rolling basis, with no fixed term. This is a non-disclosed facility that allows the parent entity access to funds at up to 85% of outstanding eligible trade receivables, at the discretion of the lender, to a maximum facility level of \$5 million. The credit risk, and all obligations associated with collecting the receivables remain with the consolidated entity. The consolidated entity may draw down on the net receivables factored at any time before their maturity date, with funds drawn reported as short term borrowings. The lender charges a fixed annual commission on the net sales factored, and interest on any funds drawn. The interest rate is based on relevant floating reference rates, plus a fixed margin. Obligations due to the financier under this agreement are collateralised by a continuing security interest in the financed receivables of the parent entity, and the other assets of the parent entity and its wholly owned Australian subsidiaries. There are no financial covenants associated with this agreement.

(2) Secured inventory financing facilities

The consolidated entity's North American subsidiaries have an arrangement to finance a portion of their inventories to the factor mentioned in (1) above, under an ongoing arrangement that is cancellable by either party with 60 days' notice. This arrangement is an extension of the asset-based financing facilities provided by the factor under the factoring agreement specified in (1) above.

Maximum advances under the inventory financing agreement are 50% of eligible inventory approved by the factor at the end of each month, subject to a maximum limit of US\$2.0 million. Obligations due to the factor under the inventory financing agreement are collateralised by a continuing security interest in the tangible assets of the North American subsidiaries as specified in (1) above. There are no financial covenants associated with this agreement.

(3) Secured overdraft facility

The parent entity has a trade-finance facility secured against the assets of the parent entity and its Australian subsidiaries, as part of the security agreement outlined in (1) above. The maximum facility balance is US\$0.5m and there are no financial covenants on the facility.

The consolidated entity's European subsidiary has an overdraft facility secured against the inventory of the subsidiary subject to a maximum limit of €0.75 million. There are no financial covenants associated with this agreement.

(4) Bank guarantee facilities

These facilities are based on fixed outstanding guarantee requirements. They are predominantly secured by restricted cash on deposit at the banks providing the guarantees (see Note 10 Trade and Other Receivables), as well as a secondary charge over certain assets of the consolidated group.

NOTES TO THE FINANCIAL STATEMENTS

FOR THE YEAR ENDED 30 JUNE 2015 / GLOBE INTERNATIONAL LIMITED

NOTE 27. KEY MANAGEMENT PERSONNEL DISCLOSURES

Directors

The names of the directors who have held office at any time during the financial year are:

<i>Chairman – non executive director</i>	<i>Executive directors</i>
Paul Isherwood	Stephen Hill Peter Hill

Other key management personnel

The following persons also had authority and responsibility for planning, directing and controlling the activities of the consolidated entity, directly or indirectly during the year:

NAME	POSITION	EMPLOYER
Matthew Hill	Chief Executive Officer	Osata Enterprises Inc.
Jessica Moelands	Chief Financial Officer	Globe International Limited
Gerhard Correa	Company Secretary	Globe International Limited
Gary Valentine	Chief Operating Officer and President - North America	Osata Enterprises Inc.
Matthew Wong	President - Global Product	Globe International Limited
Jon Moses	President – Australasia	Globe International Limited

Key management personnel compensation

	2015 \$	2014 \$
Short-term employee benefits	3,439,014	2,797,624
Post-employment benefits	117,892	106,436
	3,556,906	2,904,060

NOTES TO THE FINANCIAL STATEMENTS

FOR THE YEAR ENDED 30 JUNE 2015 / GLOBE INTERNATIONAL LIMITED

NOTE 28. AUDITORS' REMUNERATION

	2015 \$	2014 \$
(a) Audit services		
<i>PricewaterhouseCoopers Australia:</i>		
Audit and review of financial reports	254,800	263,300
<i>Overseas PricewaterhouseCoopers firms:</i>		
Audit and review of financial reports	41,874	43,356
	296,674	306,656
(b) Non-audit services		
<i>PricewaterhouseCoopers Australia:</i>		
Taxation services	88,550	50,600
<i>Overseas PricewaterhouseCoopers firms and other related parties:</i>		
Taxation services	16,766	22,894
	105,316	73,494
(c) Non-PricewaterhouseCoopers audit firms		
Audit and review of financial reports	6,033	5,015
Other services	-	-
	6,033	5,015
Total auditors' remuneration	408,023	385,165

NOTE 29. CONTINGENCIES

There were no contingent liabilities or assets existing as at reporting date.

NOTES TO THE FINANCIAL STATEMENTS

FOR THE YEAR ENDED 30 JUNE 2015 / GLOBE INTERNATIONAL LIMITED

NOTE 30. COMMITMENTS

	2015 \$'000	2014 \$'000
Operating lease commitments:		
Non cancellable operating leases contracted for but not capitalised in the financial statements:		
- not later than 1 year	2,157	1,810
- later than 1 year but not later than 5 years	9,579	1,889
- later than 5 years	6,203	-
	17,939	3,699
Operating lease commitments relate to offices, warehouses and retail stores and retail stores leased by the economic entity.		

NOTE 31. RELATED PARTY DISCLOSURES

(a) Parent entity

The ultimate parent entity of the consolidated group is Globe International Limited. For financial information relating to the parent, refer to Note 33.

(b) Subsidiaries

Interests in subsidiaries are set out in Note 32.

(c) Key Management Personnel

Disclosures relating to directors and key management personnel are set out in Note 27.

(d) Transactions with related parties

(excluding director related entities which are set out in Note 27)

The following transactions occurred with related parties:

	2015 \$	2014 \$
<i>Purchase of goods</i>		
Purchases of inventory from other related party (see Note 14)	31,186,004	20,683,378

NOTES TO THE FINANCIAL STATEMENTS

FOR THE YEAR ENDED 30 JUNE 2015 / GLOBE INTERNATIONAL LIMITED

NOTE 31. RELATED PARTY DISCLOSURES (continued)

- (e) **Outstanding balances arising from transactions with related parties**
(excluding director related entities which are set out in Note 27)

The following balances are outstanding at the reporting date in relation to transactions with related parties:

	2015 \$	2014 \$
<i>Current payables (purchases of goods and services)</i>		
Other related party (see Note 14)	11,251,326	6,967,741

- (f) **Terms and conditions**

Purchases of inventory from the other related party are based on normal terms and conditions. Payables are due within 90 days from shipment date.

NOTES TO THE FINANCIAL STATEMENTS

FOR THE YEAR ENDED 30 JUNE 2015 / GLOBE INTERNATIONAL LIMITED

NOTE 32. SUBSIDIARIES

The financial statements incorporate the assets, liabilities and results of the following subsidiaries in accordance with the accounting policy described in Note 1(b):

NAME	COUNTRY	OWNERSHIP INTEREST	
		2015 %	2014 %
The Company			
Globe International Limited	Australia		
Entities under the control of Globe International Ltd			
Hardcore Enterprises Pty Ltd	Australia	100	100
Entities under the control of Hardcore Enterprises Pty Ltd*			
WINT Enterprises Pty Ltd*	Australia	100	100
KIDD Consolidated Pty Ltd*	Australia	100	100
Globe International Nominees Pty Ltd*	Australia	100	100
Globe International (NZ) Ltd	New Zealand	100	100
PSC Skateboarding Pty Ltd*	Australia	100	100
Globe Europe ApS**	Denmark	100	100
Osata Enterprises, Inc.	United States	100	100
Entities under the control of PSC Skateboarding Pty Ltd			
CASE Enterprises Pty Ltd*	Australia	100	100
Entities under the control of Globe Europe ApS			
Globe Europe SAS	France	100	100
Entities under the control of Osata Enterprises, Inc.			
Diaxis LLC	United States	100	100
Chomp Inc (formerly Skateboard World Industries, Inc.)	United States	100	100
Dwindle, Inc.	United States	100	100
Entities under the control of Globe International Nominees Pty Ltd			
Globe International (Asia) Limited	Hong Kong	100	100

* Party to Deed of Cross Guarantee dated 29 June 2001 – relief from preparing financial statements obtained under ASIC Class Order 98/1418.

** This entity is in the process of being liquidated.

NOTES TO THE FINANCIAL STATEMENTS

FOR THE YEAR ENDED 30 JUNE 2015 / GLOBE INTERNATIONAL LIMITED

NOTE 33. PARENT ENTITY FINANCIAL INFORMATION

(a) Summary financial information

The individual financial statements for the parent entity show the following aggregate amounts:

	2015 S'000	2014 S'000
Balance sheet		
Current assets	19,411	14,475
Total assets	47,170	44,190
Current liabilities	8,229	7,876
Total liabilities	8,882	8,514
<i>Shareholders equity</i>		
Issued capital	144,223	144,223
Treasury shares	(487)	(487)
Reserves	462	159
Profit reserves	2,534	223
Accumulated losses	(108,443)	(108,443)
Total Equity	38,289	35,675
Statement of comprehensive income		
Net profit/(loss) for the year before tax	5,085	(41,356)
Net profit / (loss) for the year after tax	3,553	(42,743)
Net profit / (loss) for the year after tax excluding impairments	3,553	1,500
Total comprehensive income / (loss)	3,856	(43,139)

(b) Guarantees entered into by the parent entity

The parent entity has not extended any guarantees on behalf of its subsidiaries, with the exception of the cross guarantee given by Globe International Limited to its 100% owned Australian subsidiaries, as described in Note 34 *Deed of Cross Guarantee*.

(c) Contingent liabilities and contractual commitments for the acquisition of property, plant or equipment

The parent entity did not have any contingent liabilities or contractual commitments for the acquisition of property, plant or equipment as at 30 June 2015 or 30 June 2014.

NOTES TO THE FINANCIAL STATEMENTS

FOR THE YEAR ENDED 30 JUNE 2015 / GLOBE INTERNATIONAL LIMITED

NOTE 34. DEED OF CROSS GUARANTEE

A deed of cross guarantee between Hardcore Enterprises Pty Ltd, WINT Enterprises Pty Ltd, Globe International Nominees Pty Ltd, CASE Enterprises Pty Ltd, KIDD Consolidated Pty Ltd, PSC Skateboarding Pty Ltd (“the subsidiaries”) and Globe International Limited was entered into on 29 June 2001 and relief was obtained from preparing financial statements for the subsidiaries under ASIC Class Order 98/1418. Under the deed each entity guarantees to support the liabilities and obligations of the others. The income statement and balance sheet for the closed consolidated entity, which is also the extended closed consolidated entity, comprising Globe International Limited and the subsidiaries is as follows:

INCOME STATEMENT	2015 \$'000	2014 \$'000
Revenue from operations	49,034	36,357
Other income	1,344	1,493
Changes in inventories of finished goods and work in progress	3,736	2,382
Materials and consumables used	(28,740)	(20,430)
Employee benefits expense	(8,613)	(7,787)
Depreciation, amortisation and impairment expense	(423)	(467)
Impairment of intangible assets	(631)	(16,702)
Selling, general and administrative expenses	(13,778)	(12,479)
Profit/(Loss) before income tax	1,929	(17,633)
Income tax (expense) / benefit	(568)	3,960
Profit/ (Loss) from operations	1,361	(13,673)

NOTES TO THE FINANCIAL STATEMENTS

FOR THE YEAR ENDED 30 JUNE 2015 / GLOBE INTERNATIONAL LIMITED

NOTE 34. DEED OF CROSS GUARANTEE (continued)

BALANCE SHEET	2015 \$'000	2014 \$'000
ASSETS		
Current assets		
Cash and cash equivalents	1,061	1,032
Trade and other receivables	5,413	4,350
Inventories	12,447	8,711
Derivatives	199	-
Prepayments	300	382
Total current assets	19,420	14,475
Non current assets		
Trade and other receivables	7,050	9,997
Property, plant and equipment	677	790
Other assets	16,768	17,398
Intangible assets	-	-
Deferred tax assets	1,189	1,295
Total non current assets	25,684	29,480
Total assets	45,104	43,955
LIABILITIES		
Current liabilities		
Trade and other payables	7,562	5,544
Borrowings – receivables financing facility	-	1,472
Derivative financial instruments	-	233
Current tax liability	63	-
Provisions	555	579
Total current liabilities	8,180	7,828
Non current liabilities		
Deferred tax liabilities	541	120
Provisions	517	512
Other	77	124
Total non current liabilities	1,135	756
Total liabilities	9,315	8,584
NET ASSETS	35,789	35,371
Equity		
Contributed equity	144,223	144,223
Treasury Shares	(487)	(487)
Reserves	462	159
Retained losses and accumulated profit reserves	(108,409)	(108,524)
Total equity	35,789	35,371

NOTES TO THE FINANCIAL STATEMENTS

FOR THE YEAR ENDED 30 JUNE 2015 / GLOBE INTERNATIONAL LIMITED

NOTE 35. EARNINGS PER SHARE

	NOTES	2015	2014
Basic EPS			
Earnings used in calculation of basic earnings per share (\$'000)		3,718	(12,302)
The weighted average number of shares on issue during the year used in calculation of basic earnings per share	21	41,463,818	41,463,818
Basic earnings per share (cents per share)		8.97	(29.67)
Diluted EPS			
Earnings used in calculation of diluted earnings per share (\$'000)		3,718	(12,302)
The weighted average number of shares on issue during the year used in calculation of diluted earnings per share	21	41,463,818	41,463,818
Diluted earnings per share (cents per share)		8.97	(29.67)
Basic EPS (excluding impairment charges, net of tax)			
Profit/(loss) attributable to members of Globe International Limited (\$'000)	24	3,718	(12,302)
Less:			
Impairment charge (\$'000)		-	(17,055)
Tax effect on impairment charge (\$'000)		-	4,235
Total impact of impairment charge, net of tax (\$'000)	6	-	(12,820)
Earnings used in calculation of Basic EPS excluding net impairment charges, net of tax (\$'000)		3,718	518
The weighted average number of shares on issue during the year	21	41,463,818	41,463,818
Basic EPS after tax excluding net impairment expense		8.97	1.25

NOTE 36. POST BALANCE DATE EVENTS

There are no reportable post balance date events.

DIRECTORS' DECLARATION

GLOBE INTERNATIONAL LIMITED

In the directors' opinion:


- (a) the financial statements and notes, as set out on pages 42 to 93, and remuneration disclosures on pages 32 to 38, are in accordance with the *Corporations Act 2001*, including;
 - (i) complying with Accounting Standards and the *Corporations Regulations 2001* and other mandatory professional reporting requirements; and
 - (ii) giving a true and fair view of the Company's and consolidated entity's financial position as at 30 June 2015, and of their performance for the financial year ended on that date; and
- (b) there are reasonable grounds to believe that the company will be able to pay its debts as and when they become due and payable; and
- (c) the audited remuneration disclosures set out on pages 32 to 38 of the Directors' Report comply with Accounting Standards AASB 124 *Related Parties* and the *Corporations Regulations 2001*; and
- (d) at the date of this declaration, there are reasonable grounds to believe that the members of the Extended Closed consolidated entity identified in Note 34 will be able to meet any obligations or liabilities to which they are, or may become, subject by virtue of the deed of cross guarantee described in Note 34.

The directors draw attention to Note 1(a) to the financial statements, which includes a statement of compliance with International Financial Reporting Standards, as issued by the International Accounting Standards Board.

This declaration has been made after receiving the declarations required to be made to the directors in accordance with section 295A of the *Corporations Act 2001* for the financial reporting period ending 30 June 2015.

This declaration is made in accordance with a resolution of the Board of Directors pursuant to section 295(5) of the *Corporations Act 2001*.

Dated 21st August 2015



Paul Isherwood
Chairman





Independent auditor's report to the members of Globe International Limited

Report on the financial report

We have audited the accompanying financial report of Globe International Limited (the company), which comprises the balance sheet as at 30 June 2015, statement of comprehensive income, statement of changes in equity and statement of cash flows for the year ended on that date, a summary of significant accounting policies, other explanatory notes and the directors' declaration for Globe International Limited (the consolidated entity). The consolidated entity comprises the company and the entities it controlled at year's end or from time to time during the financial year.

Directors' responsibility for the financial report

The directors of the company are responsible for the preparation of the financial report that gives a true and fair view in accordance with Australian Accounting Standards and the Corporations Act 2001 and for such internal control as the directors determine is necessary to enable the preparation of the financial report that is free from material misstatement, whether due to fraud or error. In Note 1, the directors also state, in accordance with Accounting Standard AASB 101 Presentation of Financial Statements, that the financial statements comply with International Financial Reporting Standards as issued by the International Accounting Standards Board.

Auditor's responsibility

Our responsibility is to express an opinion on the financial report based on our audit. We conducted our audit in accordance with Australian Auditing Standards. Those standards require that we comply with relevant ethical requirements relating to audit engagements and plan and perform the audit to obtain reasonable assurance whether the financial report is free from material misstatement.

An audit involves performing procedures to obtain audit evidence about the amounts and disclosures in the financial report. The procedures selected depend on the auditor's judgement, including the assessment of the risks of material misstatement of the financial report, whether due to fraud or error. In making those risk assessments, the auditor considers internal control relevant to the consolidated entity's preparation and fair presentation of the financial report in order to design audit procedures that are appropriate in the circumstances, but not for the purpose of expressing an opinion on the effectiveness of the entity's internal control. An audit also includes evaluating the appropriateness of accounting policies used and the reasonableness of accounting estimates made by the directors, as well as evaluating the overall presentation of the financial report.

We believe that the audit evidence we have obtained is sufficient and appropriate to provide a basis for our audit opinion.

Independence

In conducting our audit, we have complied with the independence requirements of the *Corporations Act 2001*.

PricewaterhouseCoopers, ABN 52 780 433 757

Freshwater Place, 2 Southbank Boulevard, SOUTHBANK VIC 3006, GPO Box 1331, MELBOURNE VIC 3001
T: 61 3 8603 1000, F: 61 3 8603 1999, www.pwc.com.au

Liability limited by a scheme approved under Professional Standards Legislation.



Auditor's opinion

In our opinion:

- (a) the financial report of Globe International Limited is in accordance with the *Corporations Act 2001*, including:
 - (i) giving a true and fair view of the consolidated entity's financial position as at 30 June 2015 and of its performance for the year ended on that date; and
 - (ii) complying with Australian Accounting Standards (including the Australian Accounting Interpretations) and the *Corporations Regulations 2001*; and
- (b) the financial report and notes also comply with International Financial Reporting Standards as disclosed in Note 1.

Report on the Remuneration Report

We have audited the remuneration report included in pages 32 to 38 of the directors' report for the year ended 30 June 2015. The directors of the company are responsible for the preparation and presentation of the remuneration report in accordance with section 300A of the *Corporations Act 2001*. Our responsibility is to express an opinion on the remuneration report, based on our audit conducted in accordance with Australian Auditing Standards.

Auditor's opinion

In our opinion, the remuneration report of Globe International Limited for the year ended 30 June 2015, complies with section 300A of the *Corporations Act 2001*.

PricewaterhouseCoopers

Alison Tait
Partner

Melbourne
21 August 2015

STOCK EXCHANGE AND INVESTOR INFORMATION

THE INFORMATION SET OUT BELOW WAS APPLICABLE AT 25 AUGUST 2015

TOP 20 SHAREHOLDERS	NUMBER OF FULLY PAID ORDINARY SHARES	PERCENTAGE OF ISSUED SHARES
Stephen David Hill	12,525,606	30.21%
Peter John Hill	12,436,009	29.99%
Matthew Patrick Hill	3,495,965	8.43%
Poly Town Pty Ltd	2,436,022	5.88%
Paul Isherwood	1,000,000	2.41%
Moggs Creek Pty Ltd	960,000	2.32%
J P Morgan Nominees Ltd	756,369	1.82%
CPU Share Plans Pty Ltd	510,000	1.23%
Garachi Pty Ltd	425,000	1.02%
Bow Lane Nominees Pty Ltd	403,736	0.97%
Lieno Pty Ltd	338,507	0.82%
Brides Pty Limited	324,000	0.78%
Dog Funds Pty Ltd	283,973	0.68%
Norman O'Bryan	246,408	0.59%
Douglas Zappelli & Kaylin Zappelli	230,000	0.55%
Mr Michael Filipovic & Mrs Rosetta Filipovic	200,000	0.48%
Mr Michael Filipovic	200,000	0.48%
House Of Maister Financial Services Limited	150,000	0.36%
Pacific Securities Inc	150,000	0.36%
Chemical Trustee Limited	125,000	0.30%
Nias Investments Pty Ltd	125,000	0.30%
TOTAL	37,321,595	89.98%
TOTAL ISSUED SHARE CAPITAL	41,463,818	100.00%
Substantial Shareholders		
Stephen David Hill	12,525,606	30.21%
Peter John Hill	12,436,009	29.99%
Matthew Patrick Hill	3,495,965	8.43%
Poly Town Pty Limited	2,436,022	5.88%
Distribution of Shareholdings		
	Number of Holders	Number of Shares
1-1000 shares	265	107,982
1001-5,000 shares	293	705,112
5001-10,000 shares	60	482,717
10,001-100,000 shares	71	2,663,532
100,001 - and over shares	30	37,504,475
TOTAL	719	41,463,818

The number of security holders holding less than a marketable parcel is 170 and they hold 33,870 securities.

STOCK EXCHANGE AND INVESTOR INFORMATION

UNQUOTED EQUITY SECURITIES

The Company has no unquoted securities at the date of this report.

ANNUAL REPORT

The Company has elected to distribute its Annual Report online, by making it available on its website at: www.globecorporate.com. Hard copies of the Annual Report will only be sent to those shareholders who have elected to receive one.

YOU CAN DO SO MUCH MORE ONLINE

Did you know that you can access – and even update – information about your holdings in Globe International Limited via the internet?

You can access your information securely online via our share registry website: www.linkmarketservices.com.au using your Securityholder Reference Number (SRN) or Holder Identification Number (HIN) as well as your surname (or company name) and postcode (must be the postcode recorded on your holding record).

It's fast and it's easy. You can:

- Check your current and previous holding balances
- Choose your preferred annual report option
- Update your address details
- Update your bank details
- Confirm whether you have lodged your Tax File Number (TFN), Australian Business Number (ABN) or exemption
- Enter your email address and update your communications preferences
- Subscribe to email announcements
- Check transaction and dividend history
- Check the share prices and graphs
- Download a variety of instruction forms.

Don't miss out on your dividends

Dividend cheques that are not banked are required to be handed over to the State Trustee under the Unclaimed Monies Act, so you are reminded to bank cheques immediately.

Better still, why not have us bank your dividend payments for you?

How would you like to have immediate access to your dividend payments? Your dividend payments can be credited directly into any nominated bank, building society or credit union account in Australia. Not only can we do your banking for you dividends paid by direct credit can reach your account as cleared funds, allowing you to access them on the payment date.

Contact Information

You can contact the Share Registry by phone, email, in person, or in writing:

Link Market Services Limited
GPO Box 1736
Melbourne VIC 3001

Telephone (within Australia): 1300 55 44 74
International: +61 2 8280 7111
Facsimile: +61 3 9287 0303
Email: registrars@linkmarketservices.com.au

Hand deliveries to:
Level 1, 333 Collins Street Melbourne VIC 3000



COMPANY PARTICULARS

AS AT 18 SEPTEMBER 2015

DIRECTORS

Paul Isherwood	Non-Executive Chairman
Stephen Hill	Executive Director and Founder
Peter Hill	Executive Director and Founder

SENIOR MANAGEMENT

Matt Hill	Chief Executive Officer
Jessica Moelands	Chief Financial Officer
Gary Valentine	Chief Operating Officer
Jon Moses	President Australasia
Matt Wong	President Global Product

PRINCIPAL REGISTERED OFFICE

1 Fennell St
Port Melbourne VIC 3207
Australia
Tel: +61 3 8534 9999
Fax: +61 3 8534 9955

COMPANY SECRETARY

Gerhard Correa
1 Fennell St
Port Melbourne VIC 3207
Australia
Tel: +61 3 8534 9999
Fax: +61 3 8534 9955

SHARE REGISTRY

Link Market Services Limited
Level 1, 333 Collins Street
Melbourne VIC 3000
Tel: 1300 554 474
Tel: +61 2 8280 7111
Fax: +61 2 9287 0303
www.linkmarketservices.com.au

AUDITORS

PricewaterhouseCoopers
Freshwater Place
2 Southbank Boulevard
Southbank VIC 3006

WEBSITE

Corporate website: www.globecorporate.com

STOCK EXCHANGE LISTINGS

Globe International Ltd shares are listed on the Australian Securities Exchange. Ticker: GLB

PRINTED ON RECYCLED PAPER
DOWNLOAD THE ONLINE VERSION
BETTER FOR THE ENVIRONMENT:



www.globecorporate.com

GLOBEFIRST



GLOBE INTERNATIONAL LIMITED / ANNUAL REPORT 2015
GLOBE.CORPORATE.COM | est. Australia 1984

ABN 65007066033

