

M ZAMBI



R E S O U R C E S

“The Emerging Name in Graphite”

**Investor Presentation
September 2015**

ASX : MOZ

Mozambi – Strategy and Background

Mozambi Resources - Description

- ASX Listed graphite explorer with a growing tenement portfolio in the highly prospective Mozambican Mobile Belt
- Tanzania
 - 11 tenements acquired, 4 exciting prospects identified, all tenements granted and 100% owned
 - Mapping has identified graphitic schist mineralisation over 4km of strike at the Chiwata Prospect which remains open along strike
 - Rock chip sampling has confirmed the presence of large and jumbo flake graphite
- Management team with experience of delivering successful graphite exploration programs in Tanzania
- Excellent access to road and port infrastructure to access the Asian and European markets

Corporate Strategy

Mozambi Resources strategy is to develop a mid tier graphite exploration and development company and to produce a high quality graphite product to supply future demands of the developing industry, by;

- Developing a world class tenement position for high quality graphite production within the graphite rich Mozambique Mobile Belt
- Targeting shallow large and jumbo flake graphite deposits in south eastern Tanzania
- Utilising industry best practice to explore and develop successful projects and deliver shareholder value

Corporate Overview

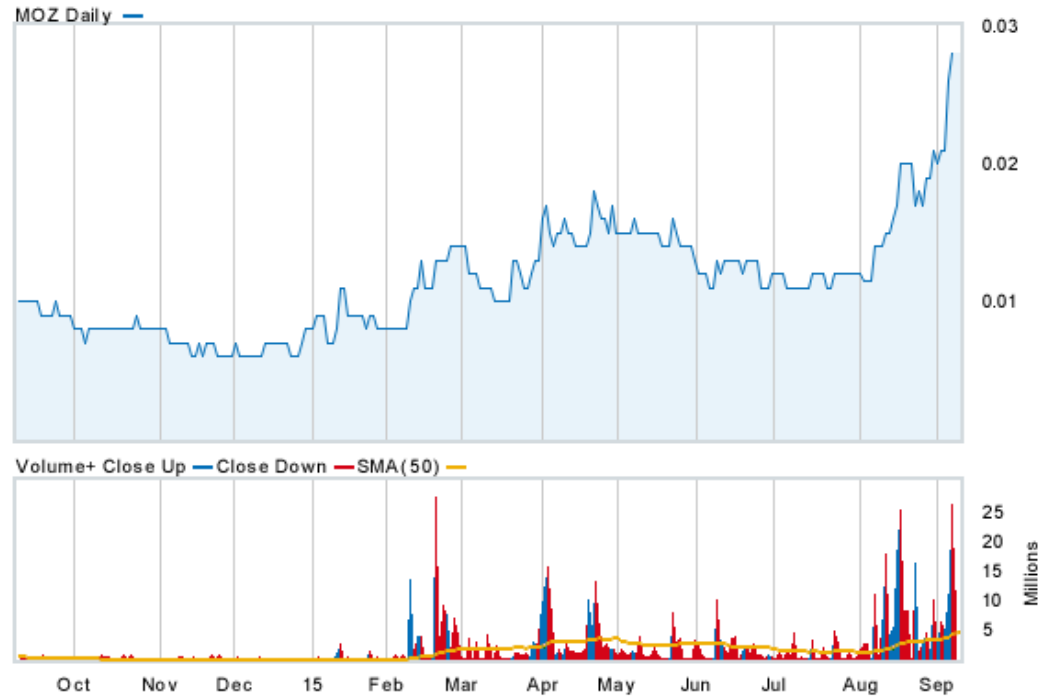
Capital Structure

Shares on Issue	455,223,657
Listed Options (MOZO)	265,330,784
Share Price (18 Sept 2015)	A\$0.029
Market Capitalisation (fully diluted)	A\$15.60m
Cash (31 August 2015)	A\$1,267,762

Management Team

Managing Director	Alan Armstrong
Non Exec Chairman & Company Secretary	Adrien Wing
Non-Executive Director & Chief Geologist	Matt Bull

Share Price Performance



Management Team

Adrien Wing: Non-Executive Chairman / Company Secretary

- Mr. Wing practised in the audit and corporate divisions of a medium sized chartered accounting firm before focusing on providing company secretarial and corporate accounting services to a number of publicly listed companies on the Australian Securities Exchange. His experience extends to all corporate and secretarial matters relating to ASX listed entities, including liaising with shareholders and stakeholders such as ASIC and ASX, managing statutory and reporting obligation, corporate governance and all other board processes. Mr. Wing is experienced with a public company's investment banking and capital raising processes through IPO's, Reverse Take-Overs (RTO's), Private Placements and Rights Issue; as well as M&A initiatives and applicable due diligence.

Alan Armstrong: Managing Director

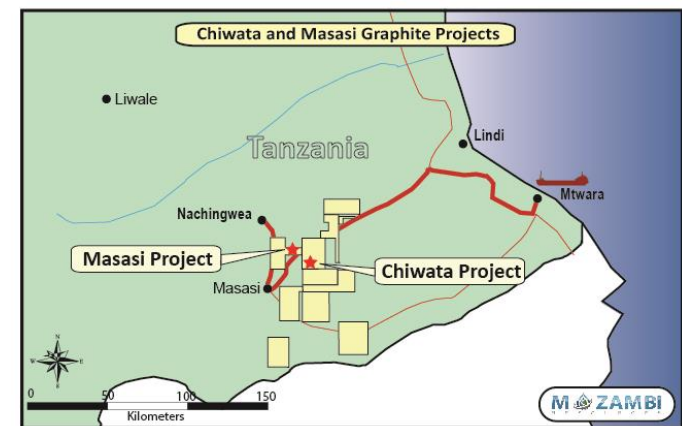
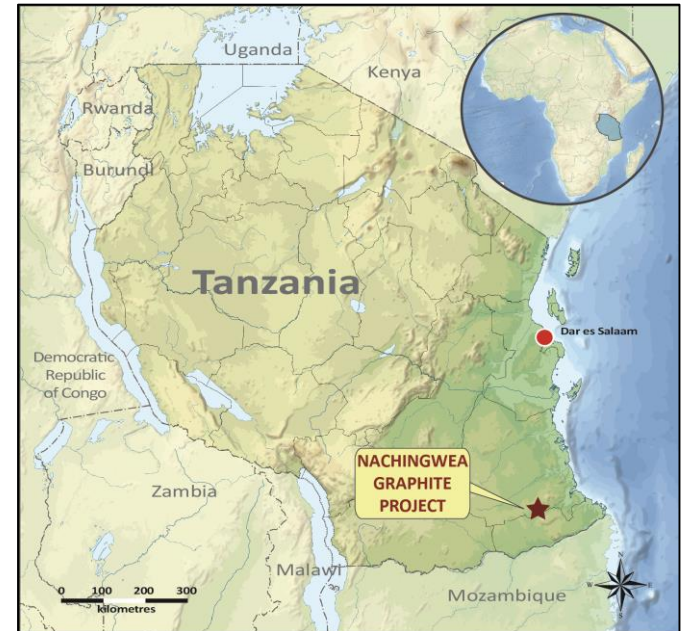
- Mr. Armstrong was formerly employed as a senior accountant with Shakespeare Partners in Perth. Having 8 years' experience in taxation and business services, he joined Shakespeare Partners in 2012. Prior to this he was employed by Christies Accountants and Advisors in regional NSW. Operating in the mid-tier sector, he has gained experience in various client facing roles over his career to date. He is a member of the Institute of Chartered Accountants Australia and New Zealand.

Mathew Bull: Director / Chief Geologist

- Mr. Bull has a BSc. in Geology and Geophysics with over 10 years of experience in the mining and exploration industry. Mr. Bull has worked in a wide range of commodities including graphite, gold and iron ore. He has considerable experience on the operation greenfield and resource development drilling exploration programs. His previous positions include consultant geologist working on Discovery Africa's Tanzanian Graphite Project and CEO/Chief Geologist of Baru Resources.

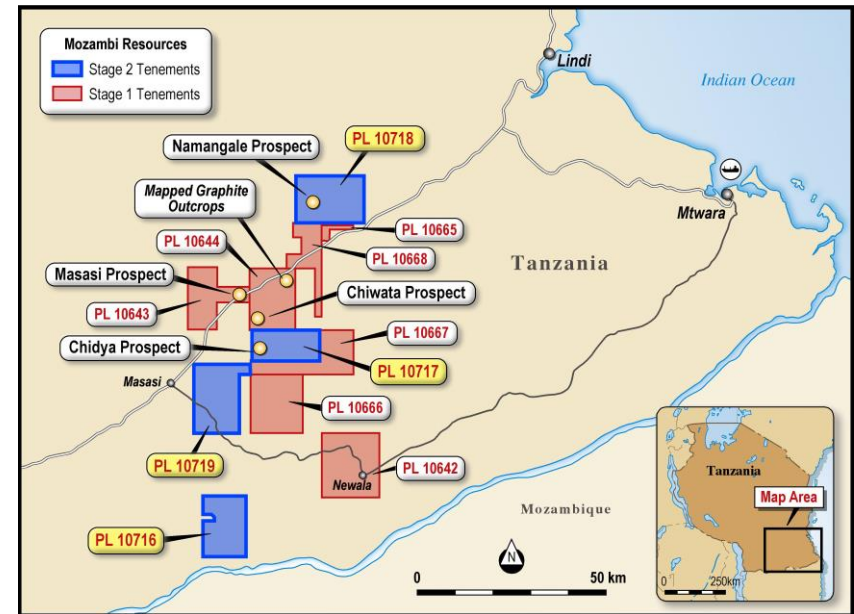
Tanzanian Graphite Projects

- Four initial prospects being targeted (two from recent Stage 2 Acquisition)
 - Chiwata Chidya
 - Namangale Masasi
- A package of highly prospective tenements located in south eastern Tanzania
- Wide zones of graphite mineralisation outcropping on several targets. Preliminary results indicating the presence of jumbo and large flake size
- Geological mapping continues to identify additional areas of outcrop
- Ideally located with good access to roads and port and Asian markets
- Main sealed road 300m from Masasi deposit, which connects to the Mtwara deep water port approximately 160km to the East



Graphite Projects Progress

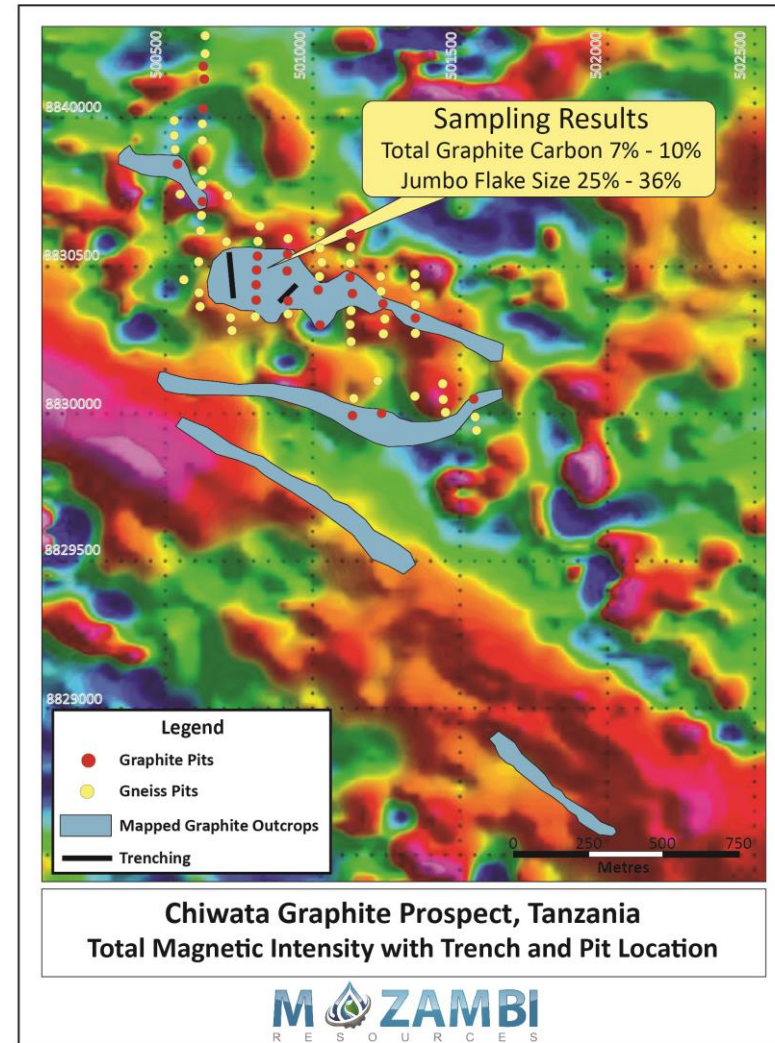
- Chiwata Project currently highest priority target, but multiple other projects being assessed
- Surface geochemical sampling program has provided greater understanding of the mineralisation at Masasi and Chiwata
- Similar programs at Chidya and Namangale are now underway
- Work program is currently underway to identify and rank the graphite targets; this includes
 - Mapping, trenching & ground geophysics
 - VTEM survey & drilling to commence shortly
- Drilling program to commence early October at Chiwata – targeting maiden JORC Resource by end of 2015



Mapping and Geochemical Sampling Results – Chiwata Project

- Mapping has identified a strike length of 4km at Chiwata
- Ground magnetic survey completed at Chiwata
- Ground EM survey now commenced to refine initial drilling targets
- Rock chip sampling results indicate the presence of large and jumbo flake graphite and a low proportion of fine graphite flakes
- Total graphite carbon grades typically between 5% and 10% with an average of 7 - 7.5%

	Sieve Size		% Weight Distribution		
	Microns	Mesh	Chiwata	Deposit 5	Masasi
Jumbo	+300	+50	36.2%	25.5%	28.1%
Medium to Large	+150-300	+100,-50	56.0%	59.0%	50.2%
Fine	-150	-100	7.7%	15.5%	21.6%
Total Graphite Carbon			7.9%	7.2%	9.1%



Tanzania

Tanzania

- Tanzania is one of the most attractive African countries for mineral investment for the following reasons:
 - Mineral rich geology with mining contributing 3.3% to GDP
 - Tanzania GDP growth ~7% in 2013 & 2014, forecast at same rate in 2015 & 2016
 - Politically stable multi party democracy
 - English is an official language
 - British Common Law System
 - Well established mining and services industry
 - Mostly sealed roads from the port to our targeted project area
 - Competitive tax rates
 - Reform of mining policy to attract investment since 1998

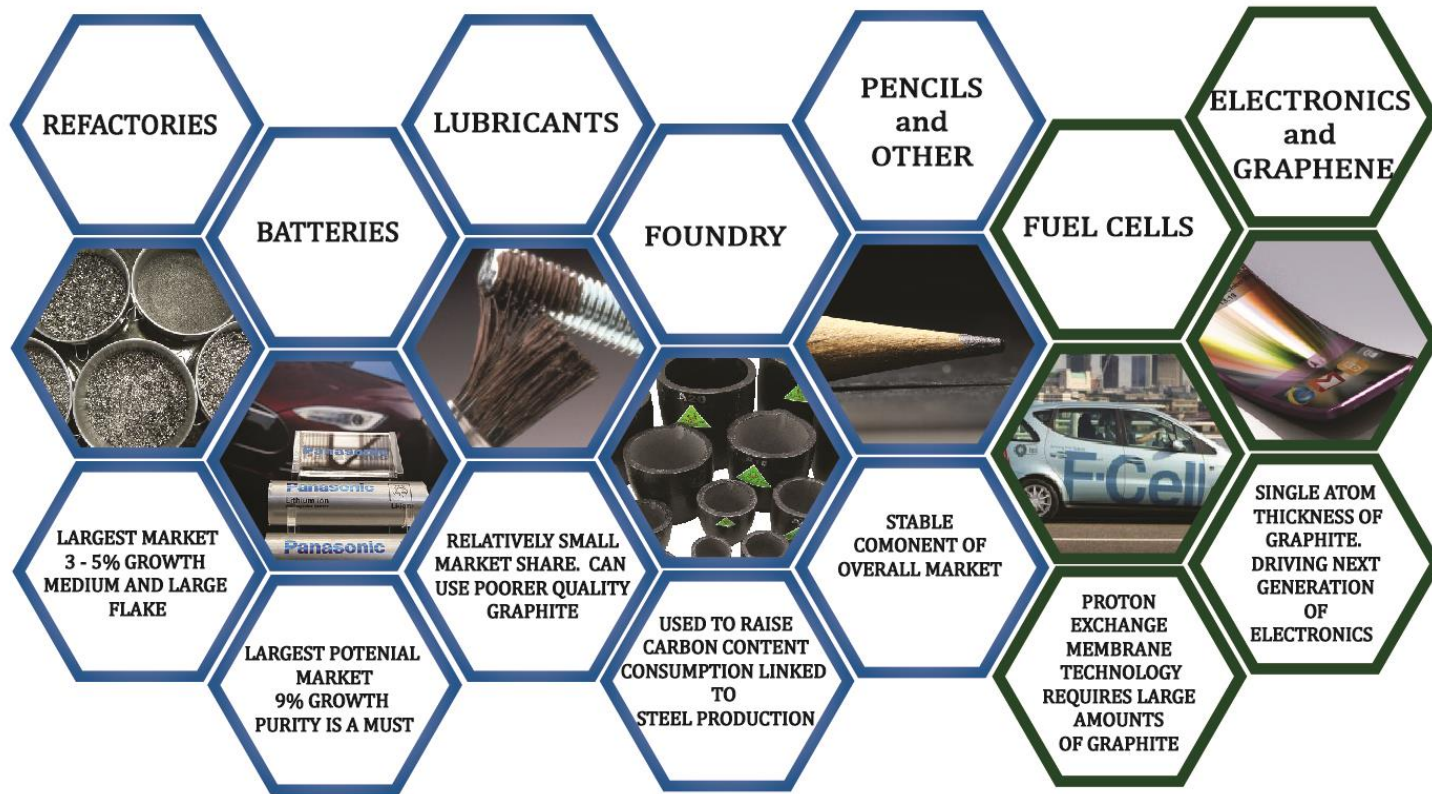
Mining in Tanzania

- Africa's fourth largest producer of gold and diamonds
- Contributes ~3% to national GDP and rose by 7% in 2013 with increased production of gold and tanzanite
- Growth in exploration success on uranium, coal, nickel and graphite will support future growth



Graphite and Its Uses

The use of graphite in lithium ion batteries and other high tech applications is expected to more than double the world demand for natural flake graphite by 2020.



Existing uses driving steady growth of 5%pa

Growth potential driven by new green technologies

Graphite Pricing

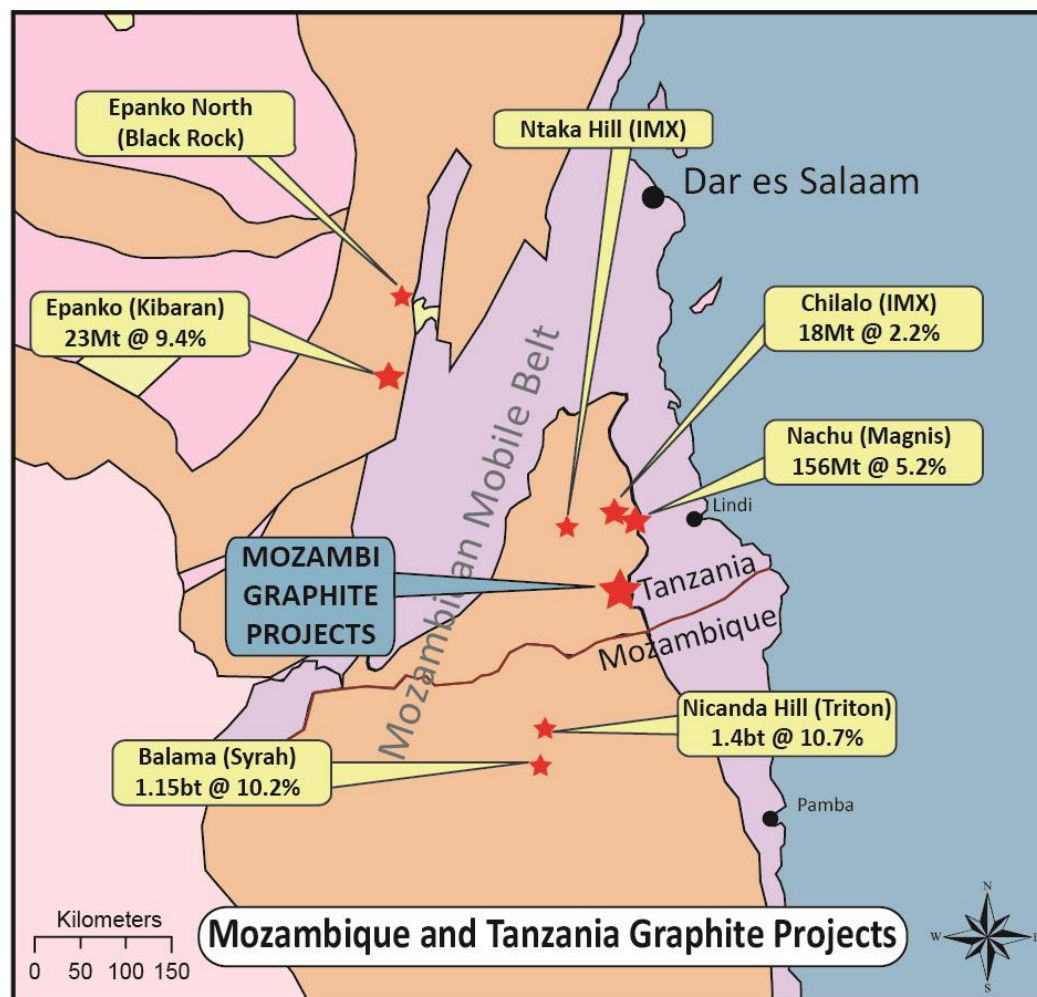
- Price for base market applications largely dependent upon purity and flake size
- Pricing is opaque – settled directly between buyer and seller
- Prices quoted largely for the base applications
- Premium pricing structure for high purity flake for battery and electronic applications
- MOZ targeting exploration on large and jumbo flake graphite

Graphite Product	Purity (%)	Mesh Size	Flake Size	Current Price (US\$/t)	Forecast 2020 Price (US\$/t)
Jumbo Flake	96 – 98%	+48	>300µm	2,300	6,175
Large Flake	94 – 97%	+80 – 48	177 - 300µm	1,300	1,165
Medium Flake	94 – 97%	+100 – 80	148 - 177µm	950	517
Small Flake	94 – 97%	+200 – 100	74 - 148µm	750	495
Amorphous	80 – 85%	-200	<74µm	550	359
Vein	+98%	NA		Similar pricing to equivalent flake	
Synthetic	99.95%			7,000 – 20,000	

Source: Breakaway Research, Nov 2014

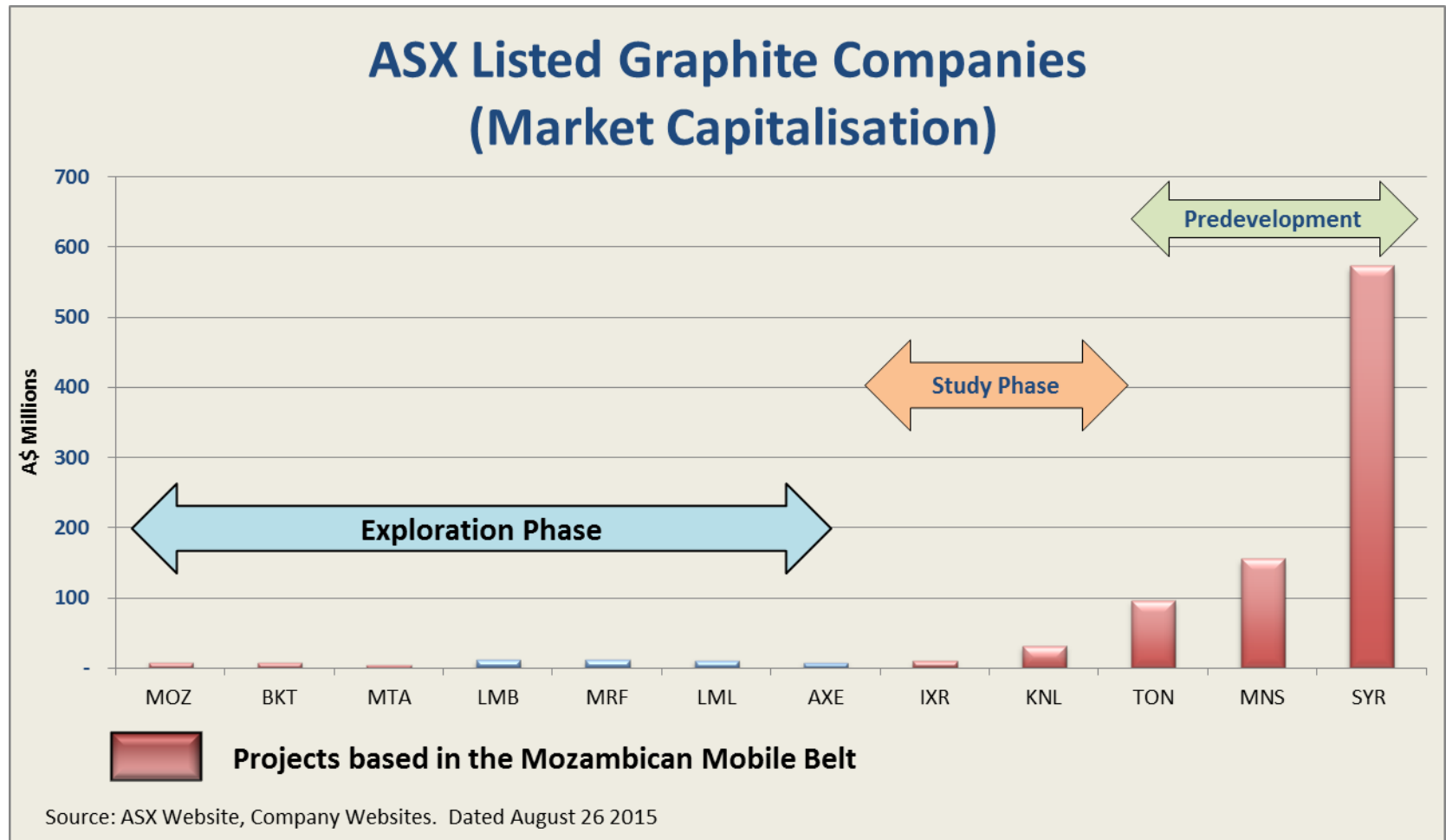
Mozambican Mobile Belt – The Worlds future source of Graphite

- The Mozambican Mobile Belt represents a band of highly metamorphosed rocks extending through East Africa
- Within Tanzania and Mozambique organic carbon rich mudstone units have been altered to feldspar-quartz-graphite schists
- Typically these units now contain 2-10% graphite
- Tanzanian graphite appears to contain larger flake sizes however with lower average total graphitic carbon grades than Mozambique
- Mozambique have acquired an extensive tenement portfolio within this graphite rich region



Value Proposition

- Significant growth in value can be achieved through exploration success



Proposed Work Program – Tanzanian Graphite Projects

Activity	Aug 2015	Sept 2015	Oct 2015	Nov 2015	Dec 2015	Q1 2016	Q2 2016	Q3 2016	Q4 2016
Surface Mapping Chiwata	Complete								
Tenement Granting	Complete								
Ground Magnetics Chiwata		Complete							
Airborne VTEM									
Drill Target Identification									
Drilling at Chiwata									
Maiden Resource Chiwata									
Mapping, surface geochem. of 3 other targets									
Expanded Resource									
Scoping Study									

Conclusion

- Mozambi Resources is a highly focused Tanzanian graphite explorer with an extensive suite of quality assets in the most prospective graphite provinces in the world
- Tanzania is an established mining environment
- Significant growth potential through successful exploration
- Predicted strong demand for flake graphite
- Preliminary results indicate 25-36% graphite is of Jumbo size with low proportion of fine flakes smaller than 150 microns
- Clearly defined exploration program to deliver shareholder value
 - Currently – Teams are on site surface sampling, and completing ground geophysical surveys over the 4 identified prospects. It is expected that all four prospects will be advanced to the stage where drilling targets are identified by the end of the year. Initial drilling will be conducted at Chiwata
 - JORC Resource – Following the results of the drill program at Chiwata, Mozambi aims to define our maiden JORC Resource in Tanzania and recognise the inherent value of our assets
 - Mozambi is continuing to appraise the remainder of the tenements to identify additional graphite prospects

Disclaimer

The information contained in this confidential document (“Presentation”) has been prepared by Mozambi Resources Limited (the “Company”). It has not been fully verified and is subject to material updating, revision and further amendment.

While the information contained herein has been prepared in good faith, neither the Company nor any of its shareholders, directors, officers, agents, employees or advisers give, have given or have the authority to give, any representations or warranties (express or implied) as to, or in relation to, the accuracy, reliability or completeness of the information in this Presentation, or any revision thereof, or of any other written or oral information made or to be made available to any interested party or its advisers (all such information being referred to as “Information”) and liability therefore is expressly disclaimed. Accordingly, neither the Company nor any of its shareholders, directors, officers, agents, employees or advisers take any responsibility for, or will accept any liability whether direct or indirect, express or implied, contractual, tortious, statutory or otherwise, in respect of, the accuracy or completeness of the information or for any of the opinions contained herein or for any errors, omissions or misstatements or for any loss, howsoever arising, from the use of this Presentation.

Neither the issue of this Presentation nor any part of its contents is to be taken as any form of commitment on the part of the Company to proceed with any transaction and the right is reserved to terminate any discussions or negotiations with any prospective investors. In no circumstances will the Company be responsible for any costs, losses or expenses incurred in connection with any appraisal or investigation of the Company. In furnishing this Presentation, the Company does not undertake or agree to any obligation to provide the recipient with access to any additional information or to update this Presentation or to correct any inaccuracies in, or omissions from, this Presentation which may become apparent.

This Presentation should not be considered as the giving of investment advice by the Company or any of its shareholders, directors, officers, agents, employees or advisers. Each party to whom this Presentation is made available must make its own independent assessment of the Company after making such investigations and taking such advice as may be deemed necessary. In particular, any estimates or projections or opinions contained herein necessarily involve significant elements of subjective judgement, analysis and assumptions and each recipient should satisfy itself in relation to such matters.

Neither this presentation nor any copy of it may be (a) taken or transmitted into the United Kingdom, Canada, Japan or the United States of America, their territories or possessions; (b) distributed to any U.S. person (as defined in Regulation S under the United States Securities Act of 1933 (as amended)) or (c) distributed to any individual outside Australia, Canada or Japan who is a resident thereof in any such case for the purpose of offer for sale or solicitation or invitation to buy or subscribe any securities or in the context where its distribution may be construed as such offer, solicitation or invitation, in any case except in compliance with any applicable exemption. The distribution of this document in or to persons subject to other jurisdictions may be restricted by law and persons into whose possession this document comes should inform themselves about, and observe, any such restrictions. Any failure to comply with these restrictions may constitute a violation of the laws of the relevant jurisdiction.



Mozambi Resources

Telephone: + 61 3 9614 0600

Email: Info@mozambiresources.com.au

Web: www.mozambiresources.com.au