

FORM 603

Corporations Act 2001

Section 671B

Notice of initial substantial holder**To: Company Name/Scheme: PACIFIC BRANDS LIMITED**ACN/ARSN: **106 773 059****1. Details of substantial holder**

Name: Commonwealth Bank of Australia ACN 123 123 124 (CBA) and its related bodies corporate listed in annexure A

The holder became a substantial holder on: **17/02/2016****2. Details of voting power**

The total number of votes attached to all the voting shares in the company or voting interests in the scheme that the substantial holder or an associate had a relevant interest in on the date the substantial holder became a substantial holder are as follows.

Class of securities	Number of securities	Person's votes	Voting power (%)
Fully Paid ordinary shares	38,376,174	38,376,174	4.18

For the Securities (if any) listed below see NOTE 1 at the end of this form

Class of securities	Number of securities	Person's votes	Voting power (%)
Fully Paid ordinary shares	9,569,441	9,569,441	1.04

Class of securities	Number of securities	Person's votes	Voting power (%)
GRAND TOTAL Fully paid ordinary shares	47,945,615	47,945,615	5.22

3. Details of relevant interests

The nature of the relevant interest the substantial holder or an associate had in the following voting securities on the date the substantial holder became a substantial holder are as follows:

Holder of relevant interest	Nature of relevant interest	Class and number of securities
CBA Equities Limited ACN 003 485 952	<p>Relevant interest under paragraph 608(1)(b) and/or 608(1)(c) of the Corporations Act 2001 (Cth), being a relevant interest arising as a result of having the power to control the exercise of the right to vote attached to securities and/or to control the exercise of the power to dispose of securities in a proprietary capacity (including as a result of underwriting activities). In addition, if any OTC derivatives, warrants or other securities (other than ordinary shares or ordinary units (as applicable)) are referred to below in this row, the relevant interest in respect of those securities arises under subsection 608(8) being an accelerated relevant interest held in the same capacity.</p> <p>Nature of relevant interest derived from; ordinary shares 1,489,501</p>	<p>1,489,501 Fully paid ordinary shares</p> <p>(including 1,232,870 borrowed from Barclays Capital Securities Ltd, see Annexure C)</p>
Avanteos Investments Limited ACN 096 259 979	<p>Relevant interest under paragraph 608(1)(a), 608(1)(b) and 608(1)(c) of the Corporations Act 2001 (Cth), being a relevant interest arising as a result of being the registered holder of the relevant securities in its capacity as a superannuation trustee. In addition, if any OTC derivatives, warrants or other securities (other than ordinary shares or ordinary units (as applicable)) are referred to below in this row, the relevant interest in respect of those securities arises under subsection 608(8) being an accelerated relevant interest held in the same capacity.</p> <p>Nature of relevant interest derived from; ordinary shares 119,129</p>	<p>119,129 Fully paid ordinary shares</p>
Colonial First State Investments Limited (Note 1) ACN 002 348 352	<p>Relevant interest under paragraph 608(1)(b) and/or 608(1)(c) of the Corporations Act 2001 (Cth), being a relevant interest arising from having the residual power to control the exercise of the right to vote attached to securities and/or to control the exercise of the power to dispose of securities in its capacity as a responsible entity of a managed investment scheme (which managed investment scheme is not managed by either Colonial First State Investments Limited or a related body corporate). In addition, if any OTC derivatives, warrants or other securities (other than ordinary shares or ordinary units (as applicable)) are referred to below in this row, the relevant interest in respect of those securities arises under subsection 608(8) being a residual accelerated relevant interest held in the same capacity. Colonial First State Investments Limited has authorised the manager of each such managed investment scheme to exercise the powers referred to in paragraph 608(1)(b) and/or 608(1)(c) of the Corporations Act 2001 (Cth) in relation to those securities managed by the manager to the exclusion of</p>	<p>9,569,441 Fully paid ordinary shares</p> <p>(including 354,181 borrowed from UBS AG (Agreement 2), see Annexure C)</p>

	<p>Colonial First State Investments Limited except for provisions allowing Colonial First State Investments Limited to terminate the agreement with the manager or to exercise those powers where the agreement is terminated.</p> <p>Nature of relevant interest derived from; ordinary shares 9,569,441</p>	
<p>Commonwealth Bank Officers Superannuation Corporation Pty Limited ACN 074 519 798</p>	<p>Relevant interest under paragraph 608(1)(b) and/or 608(1)(c) of the Corporations Act 2001 (Cth), being a relevant interest arising from having the power to control the exercise of the right to vote attached to securities and/or to control the exercise of the power to dispose of securities in its capacity as trustee for the Officers' Superannuation Fund. In addition, if any OTC derivatives, warrants or other securities (other than ordinary shares or ordinary units (as applicable)) are referred to below in this row, the relevant interest in respect of those securities arises under subsection 608(8) being an accelerated relevant interest held in the same capacity.</p> <p>Nature of relevant interest derived from; ordinary shares 2,124,501</p>	<p>2,124,501 Fully paid ordinary shares</p>
<p>Realindex Investments Pty Limited ACN 133 312 017</p>	<p>Relevant interest under paragraph 608(1)(b) and/or 608(1)(c) of the Corporations Act 2001 (Cth), being a relevant interest arising from having the power to control the exercise of the right to vote attached to securities and/or to control the exercise of the power to dispose of securities in its capacity as investment manager, as provided for under its investment mandates. In addition, if any OTC derivatives, warrants or other securities (other than ordinary shares or ordinary units (as applicable)) are referred to below in this row, the relevant interest in respect of those securities arises under subsection 608(8) being an accelerated relevant interest held in the same capacity.</p> <p>Nature of relevant interest derived from; ordinary shares 13,019,120</p>	<p>13,019,120 Fully paid ordinary shares</p>
<p>Colonial First State Asset Management (Australia) Limited ACN 114 194 311</p>	<p>Relevant interest under paragraph 608(1)(b) and/or 608(1)(c) of the Corporations Act 2001 (Cth), being a relevant interest arising from having the power to control the exercise of the right to vote attached to securities and/or to control the exercise of the power to dispose of securities in its capacity as investment manager (as provided for under its investment mandates). In addition, if any OTC derivatives, warrants or other securities (other than ordinary shares or ordinary units (as applicable)) are referred to below in this row, the relevant interest in respect of those securities arises under subsection 608(8) being an accelerated relevant interest held in the same capacity.</p> <p>Nature of relevant interest derived from; ordinary shares 21,623,923</p>	<p>21,623,923 Fully paid ordinary shares</p>

<p>Colonial First State Investments Limited ACN 002 348 352</p>	<p>Relevant interest under paragraph 608(1)(b) and/or 608(1)(c) of the Corporations Act 2001 (Cth), being a relevant interest arising from having the power to control the exercise of the right to vote attached to securities and/or to control the exercise of the power to dispose of securities in its capacity as a responsible entity of a managed investment scheme (which managed investment scheme is managed by Colonial First Statement Investments Limited or a related body corporate). In addition, if any OTC derivatives, warrants or other securities (other than ordinary shares or ordinary units (as applicable)) are referred to below in this row, the relevant interest in respect of those securities arises under subsection 608(8) being an accelerated relevant interest held in the same capacity.</p> <p>Nature of relevant interest derived from; ordinary shares 35,105,919</p>	<p>35,105,919 Fully paid ordinary shares (including 354,181 borrowed from UBS AG (Agreement 2), see Annexure C)</p>
<p>Sovereign Services Limited ACN 969417</p>	<p>Relevant interest under paragraph 608(1)(c) of the Corporations Act 2001 (Cth), being a relevant interest arising from having the power to control the exercise of the power to dispose of securities in its capacity as investment manager, as provided for under its investment mandates, or in its capacity as the provider of a discretionary investment management service. In addition, if any OTC derivatives, warrants or other securities (other than ordinary shares or ordinary units (as applicable)) are referred to below in this row, the relevant interest in respect of those securities arises under subsection 608(8) being an accelerated relevant interest held in the same capacity.</p> <p>Nature of relevant interest derived from; ordinary shares 57,805</p>	<p>57,805 Fully paid ordinary shares</p>
<p>ASB Group Investments Limited Company Number 533945</p>	<p>Relevant interest under paragraph 608(1)(b) and/or 608(1)(c) of the Corporations Act 2001 (Cth), being a relevant interest arising from having the power to control the exercise of the right to vote attached to securities and/or to control the exercise of the power to dispose of securities in its capacity as investment manager, as provided for under its investment mandates, as a life company holding statutory funds and as the responsible entity or manager of a managed investment scheme. In addition, if any OTC derivatives, warrants or other securities (other than ordinary shares or ordinary units (as applicable)) are referred to below in this row, the relevant interest in respect of those securities arises under subsection 608(8) being an accelerated relevant interest held in the same capacity.</p> <p>Nature of relevant interest derived from; ordinary shares 254,219</p>	<p>254,219 Fully paid ordinary shares</p>
<p>The Colonial Mutual Life Assurance Society Limited ACN 004 021 809</p>	<p>Relevant interest under paragraph 608(1)(a), 608(1)(b) and/or 608(1)(c) of the Corporations Act 2001 (Cth), being a relevant interest arising from holding securities, having the power to control the exercise of the right to vote attached to securities and/or to control the exercise</p>	<p>537,045 Fully paid ordinary shares</p>

	<p>of the power to dispose of securities in a proprietary capacity as a life insurance company. Statutory fund holdings are held by external custodians and voted by the relevant investment manager, so CMLA's relevant interest is qualified accordingly. In addition, if any OTC derivatives, warrants or other securities (other than ordinary shares or ordinary units (as applicable)) are referred to below in this row, the relevant interest in respect of those securities arises under subsection 608(8) being an accelerated relevant interest held in the same capacity.</p> <p>Nature of relevant interest derived from; ordinary shares 537,045</p>	
<p>Colonial First State Asset Management (Australia) Limited ACN 114 194 311</p>	<p>Relevant interest under paragraph 608(1)(b) and/or 608(1)(c) of the Corporations Act 2001 (Cth), being a relevant interest arising from having the power to control the exercise of the right to vote attached to securities and/or to control the exercise of the power to dispose of securities in its capacity as investment manager (as provided for under its investment mandates). In addition, if any OTC derivatives, warrants or other securities (other than ordinary shares or ordinary units (as applicable)) are referred to below in this row, the relevant interest in respect of those securities arises under subsection 608(8) being an accelerated relevant interest held in the same capacity.</p> <p>Nature of relevant interest derived from; ordinary shares 20,774,854</p>	<p>20,774,854 Fully paid ordinary shares</p>

4. Details of present registered holders

The persons registered as holders of the securities referred to in paragraph 3 above are as follows

Holder of relevant interest	Registered holder of securities	Person entitled to be registered as holder	Class and number of securities
CBA Equities Limited ACN 003 485 952	Share Direct Nominees Pty Limited		1,489,501 Fully paid ordinary shares
Avanteos Investments Limited ACN 096 259 979	Avanteos Investments Limited		119,129 Fully paid ordinary shares
Colonial First State Investments Limited (Note 1) ACN 002 348 352	Citicorp Nominees Pty Limited (Australia)		3,046,897 Fully paid ordinary shares
Colonial First State Investments Limited (Note 1) ACN 002 348 352	Northern Trust Company		378,711 Fully paid ordinary shares
Colonial First State Investments Limited (Note 1) ACN 002 348 352	UBS Nominees Pty Ltd		2,396,005 Fully paid ordinary shares
Colonial First State Investments Limited (Note 1) ACN 002 348 352	Citibank N A Hong Kong		3,747,828 Fully paid ordinary shares
Commonwealth Bank Officers Superannuation Corporation Pty Limited ACN 074 519 798	Citicorp Nominees Pty Limited (Australia)		2,124,501 Fully paid ordinary shares
Realindex Investments Pty Limited ACN 133 312 017	National Bank Nominees Pty Limited		401,031 Fully paid ordinary shares
Realindex Investments Pty Limited ACN 133 312 017	Citibank N A Hong Kong		12,618,089 Fully paid ordinary shares
Colonial First State Asset Management (Australia) Limited ACN 114 194 311	Citicorp Nominees Pty Limited (Australia)		16,020,510 Fully paid ordinary shares
Colonial First State Asset Management (Australia) Limited ACN 114 194 311	National Bank Nominees Pty Limited		1,585,211 Fully paid ordinary shares
Colonial First State Asset Management (Australia) Limited ACN 114 194 311	Citibank N A London		1,917,442 Fully paid ordinary shares
Colonial First State Asset Management (Australia) Limited ACN 114 194 311	BNP Paribas Securities		1,826,329 Fully paid ordinary shares
Colonial First State Asset Management (Australia)	The Bank of New York Mellon Corp		20,212 Fully paid ordinary shares

Limited ACN 114 194 311			
Colonial First State Asset Management (Australia) Limited ACN 114 194 311	Citibank N A Hong Kong		254,219 Fully paid ordinary shares

5. Consideration

The consideration paid for each relevant interest referred to in paragraph 3 above, and acquired in the four months prior to the day that the substantial holder became a substantial holder is as follows:

Holder of relevant interest	Date of acquisition	Consideration-Cash	Consideration-Non-Cash	Class and number of securities
See annexure B to this notice				

6. Associates

The reasons the persons named in paragraph 3 above are associates of the substantial holder are as follows:

Name and ACN/ARSN (if applicable)	Nature of association
ASB Group Investments Limited Company Number 533945	An indirect wholly-owned subsidiary, and therefore related body corporate, of Commonwealth Bank of Australia
Commonwealth Bank Officers Superannuation Corporation Pty Limited ACN 074 519 798	A direct wholly-owned subsidiary, and therefore related body corporate, of Commonwealth Bank of Australia
CBA Equities Limited ACN 003 485 952	An indirect wholly-owned subsidiary, and therefore related body corporate, of Commonwealth Bank of Australia
Colonial First State Asset Management (Australia) Limited ACN 114 194 311	An indirect wholly-owned subsidiary, and therefore related body corporate, of Commonwealth Bank of Australia
Colonial First State Investments Limited ACN 002 348 352	An indirect wholly-owned subsidiary, and therefore related body corporate, of Commonwealth Bank of Australia
Avanteos Investments Limited ACN 096 259 979	An indirect wholly-owned subsidiary, and therefore related body corporate, of Commonwealth Bank of Australia
Realindex Investments Pty Limited ACN 133 312 017	An indirect wholly-owned subsidiary, and therefore related body corporate, of Commonwealth Bank of Australia
Sovereign Services Limited ACN 969417	An indirect wholly-owned subsidiary, and therefore related body corporate, of Commonwealth Bank of Australia
The Colonial Mutual Life Assurance Society Limited ACN 004 021 809	An indirect wholly-owned subsidiary, and therefore related body corporate, of Commonwealth Bank of Australia

7. Addresses

The addresses of persons named in this form are as follows:

Name	Address
ASB Group Investments Limited Company Number 533945	Level 2, ASB North Wharf, 12 Jellicoe Street, Auckland, 1010 , New Zealand
Commonwealth Bank Officers Superannuation Corporation Pty Limited ACN 074 519 798	Level 11 Tower 1, 201 Sussex St Sydney NSW 2001
CBA Equities Limited ACN 003 485 952	Ground Floor Tower 1, 201 Sussex Street, Sydney, NSW, 2000, Australia
Colonial First State Asset Management (Australia) Limited ACN 114 194 311	Ground Floor Tower 1, 201 Sussex Street, Sydney, NSW, 2000, Australia
Colonial First State Investments Limited ACN 002 348 352	Ground Floor Tower 1, 201 Sussex Street, Sydney, NSW, 2000, Australia
Avanteos Investments Limited ACN 096 259 979	Ground Floor Tower 1, 201 Sussex Street, Sydney, NSW, 2000, Australia
Realindex Investments Pty Limited ACN 133 312 017	Ground Floor Tower 1, 201 Sussex Street, Sydney, NSW, 2000, Australia
Sovereign Services Limited ACN 969417	Level 2, ASB North Wharf, 12 Jellicoe Street, Auckland, 1010 , New Zealand
The Colonial Mutual Life Assurance Society Limited ACN 004 021 809	Ground Floor Tower 1, 201 Sussex Street, Sydney, NSW, 2000, Australia

8. Signature

NOTE 1--(This note is relevant to section 2,3,4 and 5)

The relevant interests in these securities:

- a) are/were held by Colonial First State Investments Limited (CFS) as responsible entity of the specified registered managed investment schemes and relate(d) to holdings in connection with the Colonial First State First Choice product range. Decisions to buy/sell those securities and exercise voting rights in relation to those securities are made by managers to whom CFS has outsourced those functions. By instrument dated 29 October 2001 the Australian Securities and Investments Commission ("ASIC") has granted certain relief to CFS and its related bodies corporate for these holdings from the applicable provisions of Chapter 6 of the Corporations Act in relation to the acquisition of or increase in voting power of such securities (the Manager Relief). These managers are not associates of, other than by virtue of an agreement in accordance with the terms of the Manager Relief, the Commonwealth Bank of Australia group; or
- b) are/were held by or for the benefit of specified index funds where the funds have an objective of maintaining a portfolio tracking error less than 0.5% per annum. ASIC has granted certain relief to CFS and its related bodies corporate for these holdings from the applicable provisions of Chapter 6 of the Corporations Act in relation to the acquisition of or increase in voting power of such securities.




Dated the 19 day of February 2016

Carla Collingwood-Company Secretary

Annexure A

This is annexure A referred to in Form 603, Notice of initial substantial holder dated 17/02/2016



Carla Collingwood

Company Secretary

Dated the 19 February 2016

SCHEDULE

AEGIS CORRECTIONAL PARTNERSHIP PTY LTD
AEGIS LIMITED
AHL HOLDINGS PTY LIMITED
ALTONA V6 PTY LIMITED
ASB BANK LIMITED
ASB CAPITAL LIMITED (NZX-ASBPA)
ASB CAPITAL NO.2 LIMITED (NZX-ASBPB)
ASB FINANCE LIMITED
ASB FUNDING LIMITED
ASB GROUP (LIFE) LIMITED
ASB GROUP INVESTMENTS LIMITED
ASB HOLDINGS LIMITED
ASB MANAGEMENT SERVICES LIMITED
ASB NOMINEES LIMITED
ASB SECURITIES LIMITED
ASKLEPIOS LIMITED
ASPIRE SCHOOLS FINANCING (QLD) PTY LIMITED
ASPIRE SCHOOLS HOLDINGS (QLD) PTY LIMITED
AUSIEX NOMINEES PTY LIMITED
AUSTRALIAN INVESTMENT EXCHANGE LIMITED
AVANTEOS INVESTMENTS LIMITED
AVANTEOS PTY LTD
BANK OF HANGZHOU CO. LTD
BANKWEST FOUNDATION LIMITED
BDELTA VESSEL NO 1 PTY LTD
BDELTA VESSEL NO 2 PTY LTD
BDELTA VESSEL NO 3 PTY LTD
BDELTA VESSEL NO 4 PTY LTD
BOCOMMLIFE INSURANCE COMPANY LIMITED
BOND INVESTMENTS NO 1 LIMITED
BOND INVESTMENTS UK LIMITED
BW FINANCIAL ADVICE LIMITED
BW SECURITISATION MANAGEMENT PTY LTD
BWA GROUP SERVICES PTY LTD
BWA INTELLECTUAL PROPERTY HOLDINGS LIMITED
CAPITAL 121 PTY LIMITED
CARDS NZ LIMITED
CBA (EUROPE) FINANCE LTD
CBA A319 4624 PTY LIMITED
CBA A319 4635 PTY LIMITED
CBA A320 4077 PTY LTD
CBA A320 4948 PTY LIMITED
CBA A320 5156 PTY LIMITED
CBA A320 5249 PTY LTD
CBA A320 5289 PTY LTD
CBA A320 5638 PTY LTD
CBA A320 6749 PTY LIMITED
CBA A320 AIRCRAFT NO1 PTY LTD
CBA A330 1427 Pty Ltd
CBA A330 1453 PTY LIMITED
CBA AIR A320 2714 PTY LIMITED
CBA AIR PTY LTD
CBA ASSET FINANCE (NZ) LIMITED
CBA ASSET HOLDINGS (NZ) LIMITED
CBA B377 37091 PTY LTD
CBA B738 39822 PTY LIMITED
CBA CAPITAL AUSTRALIA (NO 2) PTY LIMITED (DEREGISTERED 23/12/15)
CBA CAPITAL AUSTRALIA PTY LIMITED
CBA CAPITAL HOLDINGS INC.
CBA CAPITAL TRUST I
CBA CAPITAL TRUST II
CBA CORPORATE SERVICES (NSW) PTY LIMITED
CBA CORPORATE SERVICES (VIC) PTY LIMITED
CBA EQUITIES LIMITED
CBA EUROPE LIMITED
CBA FUNDING (NZ) LIMITED
CBA FUNDING HOLDINGS PTY LTD
CBA FUNDING TRUST I
CBA INTERNATIONAL FINANCE PTY. LIMITED
CBA INTERNATIONAL FINANCIAL SERVICES LIMITED (formerly known as COMMBANK MANAGEMENT CONSULTING (ASIA) COMPANY LIMITED)
CBA INVESTMENTS (NO.4) LIMITED
CBA IT CO PTY LIMITED
CBA MTE RAIL COMPANY PTY LIMITED
CBA NZ HOLDING LIMITED
CBA RAIL & TRAM COMPANY PTY LIMITED
CBA REAL ESTATE FUNDING (NZ) LIMITED
CBA SA HOLDINGS PROPRIETARY LIMITED
CBA SERVICES SINGAPORE PTE LTD
CBA SPECIALISED FINANCING PTY LIMITED
CBA STAFF COMMUNITY FUND LIMITED
CBA USD FUNDING LIMITED
CBA USD INVESTMENTS PTY LIMITED
CBFC LEASING PTY. LIMITED
CBFC LIMITED
CFS Newham Limited
CFSPAI EUROPE CO LIMITED (formerly known as CFSPAI MALTA CO LIMITED)
CFSPAI EUROPE HOLDCO LIMITED (formerly known as CFSPAI MALTA HOLDCO LIMITED)


CHRISTMAS BREAK PTY LTD
 CHULLORA EQUITY INVESTMENT (NO 1) PTY
 LIMITED
 CHULLORA EQUITY INVESTMENT (NO 2) PTY
 LIMITED
 CHULLORA EQUITY INVESTMENT (NO 3) PTY
 LIMITED
 CIPL ARARAT PTY LTD
 CIPL SA SCHOOLS PTY LTD
 CISL (HAZELWOOD) PTY. LIMITED
 CM-SOMERTON PTY. LTD.
 CMG ASIA LIFE HOLDINGS LIMITED
 CMG ASIA PTY LTD
 COLLATERAL LEASING PTY LTD
 Colonial (UK) Trustees Limited
 COLONIAL FIRST STATE ASSET MANAGEMENT
 (AUSTRALIA) LIMITED
 COLONIAL FIRST STATE GROUP LIMITED
 COLONIAL FIRST STATE INFRASTRUCTURE
 HOLDINGS LIMITED
 COLONIAL FIRST STATE INFRASTRUCTURE
 MANAGERS (AUSTRALIA) PTY LTD
 Colonial First State Investment Managers (UK) Limited
 COLONIAL FIRST STATE INVESTMENTS (NZ)
 LIMITED (PENDING DEREGISTRATION)
 COLONIAL FIRST STATE INVESTMENTS LIMITED
 COLONIAL FIRST STATE MANAGED
 INFRASTRUCTURE LIMITED
 COLONIAL HOLDING COMPANY LIMITED
 COLONIAL MUTUAL SUPERANNUATION PTY. LTD.
 COLONIAL SERVICES PTY LIMITED
 COMMBANK EUROPE LIMITED
 COMMBANK MANAGEMENT CONSULTING
 (SHANGHAI) COMPANY LIMITED
 COMMFOUNDATION PTY LIMITED
 COMMINTERNATIONAL LIMITED
 COMMONWEALTH AUSTRALIA SECURITIES LLC
 COMMONWEALTH BANK OF AUSTRALIA
 COMMONWEALTH BANK OF AUSTRALIA
 (CHENG'AN) COUNTY BANK CO. LTD.
 COMMONWEALTH BANK OF AUSTRALIA (CIXIAN)
 COUNTY BANK CO. LTD
 COMMONWEALTH BANK OF AUSTRALIA
 (DENGFENG) COUNTY BANK CO. LTD
 COMMONWEALTH BANK OF AUSTRALIA
 (HANDANXIAN) COUNTY BANK CO. LTD.
 COMMONWEALTH BANK OF AUSTRALIA (JIYUAN)
 COUNTY BANK CO. LTD
 COMMONWEALTH BANK OF AUSTRALIA (LANKAO)
 COUNTY BANK CO. LTD
 COMMONWEALTH BANK OF AUSTRALIA
 (LUANCHENG) COUNTY BANK CO. LTD
 COMMONWEALTH BANK OF AUSTRALIA (MIANCHI)
 COUNTY BANK CO. LTD
 COMMONWEALTH BANK OF AUSTRALIA (SHEXIAN)
 COUNTY BANK CO. LTD
 COMMONWEALTH BANK OF AUSTRALIA (UK)
 STAFF BENEFITS SCHEME TRUSTEE COMPANY
 LIMITED
 COMMONWEALTH BANK OF AUSTRALIA (WEIXIAN)
 COUNTY BANK CO. LTD.

COMMONWEALTH BANK OF AUSTRALIA
 (WENXIAN) COUNTY BANK CO. LTD
 COMMONWEALTH BANK OF AUSTRALIA (XINJI)
 COUNTY BANK CO. LTD
 COMMONWEALTH BANK OF AUSTRALIA
 (YICHUAN) COUNTY BANK CO. LTD
 COMMONWEALTH BANK OF AUSTRALIA
 (YONGCHENG) COUNTY BANK CO. LTD
 COMMONWEALTH BANK OF AUSTRALIA
 (YONGNIAN) COUNTY BANK CO. LTD
 COMMONWEALTH BANK OFFICERS
 SUPERANNUATION CORPORATION PTY LIMITED
 Commonwealth Custodial Services Pty Ltd
 COMMONWEALTH DEVELOPMENT BANK OF
 AUSTRALIA PTY LIMITED
 COMMONWEALTH FINANCIAL PLANNING LIMITED
 COMMONWEALTH INSURANCE HOLDINGS LIMITED
 COMMONWEALTH INSURANCE LIMITED
 COMMONWEALTH INVESTMENTS PTY LIMITED
 COMMONWEALTH PRIVATE LIMITED
 COMMONWEALTH SECURITIES LIMITED
 COMMWEALTH INTERNATIONAL HOLDINGS PTY
 LIMITED
 COMSEC NOMINEES PTY LIMITED
 CORE EQUITY SERVICES NOMINEES PTY LIMITED
 COUNT FINANCIAL LIMITED
 CRYSTAL AVENUE PTY LIMITED
 CTB AUSTRALIA LIMITED
 ELLAS CONTAINER SHIP COMPANY 1 PTY LIMITED
 ELLAS CONTAINER SHIP COMPANY 2 PTY LIMITED
 EMERALD HOLDING COMPANY PTY LIMITED
 EQUIGROUP HOLDINGS PTY LIMITED
 FINANCIAL WISDOM LIMITED
 FINCONNECT (AUSTRALIA) PTY LTD
 FIRST STATE CINDA FUND MANAGEMENT
 COMPANY LIMITED
 First State European Diversified Infrastructure Sarl
 First State Funds Plc
 First State Global Umbrella Fund Public Limited
 Company
 FIRST STATE INFRASTRUCTURE MANAGERS
 (INTERNATIONAL) LIMITED
 First State Infrastructure S.à r.l.
 First State Investment Management (UK) Limited
 FIRST STATE INVESTMENT MANAGERS (ASIA)
 LIMITED
 First State Investment Services (UK) Limited
 FIRST STATE INVESTMENTS (HONG KONG)
 LIMITED
 FIRST STATE INVESTMENTS (JAPAN) LIMITED
 FIRST STATE INVESTMENTS (NZ) LIMITED
 FIRST STATE INVESTMENTS (SINGAPORE)
 First State Investments (UK Holdings) Limited
 First State Investments (UK) Limited
 FIRST STATE INVESTMENTS (US) LLC
 First State Investments Fund Management Sarl
 First State Investments GIP Management Sarl
 FIRST STATE INVESTMENTS HOLDINGS
 (SINGAPORE) LIMITED
 First State Investments ICVC
 First State Investments International Inc

First State Investments International Limited
 FIRST STATE NOMINEES (HONG KONG) LIMITED
 FSIB LTD (formerly known as FIRST STATE INVESTMENTS (BERMUDA) LIMITED)
 FSIC Limited (formerly known as First State Investments (Cayman) Limited)
 GT USD FUNDING PTY LIMITED
 HAZELWOOD INVESTMENT COMPANY PTY LIMITED
 HOMEPATH PTY LIMITED
 INVERLOCH LEASING PTY LIMITED
 INVESTMENT CUSTODIAL SERVICES LIMITED
 INVESTOR SECURITIES PTY LTD
 INVESTORWEB.COM. PTY LIMITED
 IWL BROKING SOLUTIONS LIMITED
 IWL LIMITED
 JACQUES MARTIN ADMINISTRATION AND CONSULTING PTY LTD
 JACQUES MARTIN PTY. LTD.
 LOFT NO 1 PTY LIMITED
 LOFT NO 2 PTY LIMITED
 LOFT NO.3 PTY LIMITED
 MIS FUNDING NO.1 PTY LIMITED
 MORTGAGE HOLDING TRUST COMPANY LIMITED
 MTE DEBT VEHICLE PTY LTD
 MTE LESSOR 1 PTY LTD
 MTE LESSOR 2 PTY LTD
 MTE LESSOR 3 PTY LTD
 MTE LESSOR 4 PTY LTD
 MTE LESSOR 5 PTY LTD
 MTE NOMINEE PARTNER PTY LTD
 NETSHARE NOMINEES PTY LTD
 NEWPORT LIMITED
 NIMITZ NOMINEES PTY LIMITED
 ORE & OVERBURDEN PTY LIMITED
 Payments NZ Limited
 PREFERRED CAPITAL LIMITED
 PREMIUM ALTERNATIVE INVESTMENTS PTY LIMITED
 PREMIUM CUSTODY SERVICES PTY LTD
 PREMIUM PLANTATIONS PTY LIMITED
 PREMIUM PLANTATIONS SERVICES PTY LTD
 PT BANK COMMONWEALTH
 PT COMMONWEALTH LIFE
 PT FIRST STATE INVESTMENTS INDONESIA QILU BANK CO. LTD.
 REALINDEX INVESTMENTS PTY LIMITED
 RELIANCE ACHIEVER PTY LIMITED
 RESIDENTIAL MORTGAGE GROUP PTY LTD
 ROCK & RUBBLE (DEBT VEHICLE) PTY LIMITED
 ROCK & RUBBLE (EXISTING) PTY LIMITED
 ROCK & RUBBLE (NEW) PTY LIMITED
 SAF MINING NO.2 PTY LIMITED
 SAF Mining No1 Pty Limited
 SAFE NO1 PTY LTD
 SAFE NO17 PTY LIMITED
 SAFE NO2 PTY LTD
 SAFE NO3 PTY LTD
 SAFE NO4 PTY LIMITED
 SAFE NO9 PTY LIMITED
 SAFE USD HOLDINGS PTY LTD
 SBN NOMINEES PTY. LIMITED
 SECURITISATION ADVISORY SERVICES PTY. LIMITED
 SECURITISATION MANAGEMENT SERVICES LIMITED
 SECURITY HOLDING INVESTMENT ENTITY LINKING DEALS LIMITED
 SENBARY PTY LIMITED
 SHARE DIRECT NOMINEES PTY LIMITED
 SHARE INVESTMENTS PTY LIMITED
 SI Holdings Limited
 SIF RAILWAY NO.1 PTY LIMITED
 SIF RAILWAY NO.2 PTY LIMITED
 SOVEREIGN ASSURANCE COMPANY LIMITED
 SOVEREIGN SERVICES LIMITED
 SOVEREIGN SUPERANNUATION FUNDS LIMITED
 SOVEREIGN SUPERANNUATION TRUSTEES LIMITED
 ST ANDREW'S AUSTRALIA PTY LTD
 STATE NOMINEES LTD
 SWAN SECURITISATION FINANCE PTY LIMITED (IN LIQUIDATION)
 SWAN SECURITISATION INVESTMENTS PTY LTD (IN LIQUIDATION)
 T.W. CUSTODIANS LIMITED
 TANKSTREAM RAIL (BY - 1) PTY LIMITED
 TANKSTREAM RAIL (BY - 2) PTY LIMITED
 TANKSTREAM RAIL (BY - 3) PTY LIMITED
 TANKSTREAM RAIL (BY - 4) PTY LIMITED
 TANKSTREAM RAIL (SW - 1) PTY LIMITED
 TANKSTREAM RAIL (SW - 2) PTY LIMITED
 TANKSTREAM RAIL (SW - 3) PTY LIMITED
 TANKSTREAM RAIL (SW - 4) PTY LIMITED
 TANKSTREAM RAIL (VICTORIA) PTY LIMITED
 THE COLONIAL MUTUAL LIFE ASSURANCE SOCIETY LIMITED
 TOTAL KEEN INVESTMENT LIMITED
 TYME CAPITAL PROPRIETARY LIMITED
 TYME INFIELD PROPRIETARY LIMITED (formerly know as EDGE FIELD MARKETING PROPRIETARY LTD)
 TYME INTELLECTUAL PROPERTIES PROPRIETARY LIMITED
 TYME INVESTMENTS PROPRIETARY LIMITED
 TYME TECHNICAL SOLUTIONS PROPRIETARY LIMITED
 VATOSCAN PROPRIETARY LIMITED
 VH-VZF PTY LTD
 VH-VZG PTY LTD
 VH-VZH PTY LTD
 VIETNAM INTERNATIONAL BANK (VIETNAM INTERNATIONAL COMMERCIAL JOINT STOCK BANK)
 VIPRO PTY LIMITED
 WESTSIDE PROPERTIES LIMITED

Annexure B

This is annexure B referred to in Form 603, Notice of initial substantial holder dated **17/02/2016**



Carla Collingwood Company Secretary Dated the 19 February 2016

Commonwealth Bank Officers Superannuation Corporation Pty Limited ACN 074 519 798

Holder of relevant interest	Date of acquisition	Consideration Cash	Consideration Non-Cash	Class and number of securities
Commonwealth Bank Officers Superannuation Corporation Pty Limited ACN 074 519 798	Wednesday, 13 January 2016	117,122.52		169,130 Ordinary shares
Commonwealth Bank Officers Superannuation Corporation Pty Limited ACN 074 519 798	Wednesday, 13 January 2016	393,734.72		568,570 Ordinary shares

CBA Equities Limited ACN 003 485 952

Holder of relevant interest	Date of acquisition	Consideration Cash	Consideration Non-Cash	Class and number of securities
CBA Equities Limited ACN 003 485 952	Monday, 16 November 2015	N/A		142,124 Ordinary shares (borrowed from Citigroup Global Markets Australia Pty Ltd, see Annexure C)
CBA Equities Limited ACN 003 485 952	Monday, 15 February 2016	N/A		2,000,000 Ordinary shares (borrowed from Citigroup Global Markets Australia Pty Ltd, see Annexure C)
CBA Equities Limited ACN 003 485 952	Wednesday, 11 November 2015	N/A		140,448 Ordinary shares (borrowed from Macquarie Bank Limited, see Annexure C)
CBA Equities Limited ACN 003 485 952	Friday, 16 October 2015	N/A		119,106 Ordinary shares (borrowed from Barclays Capital Securities Ltd, see Annexure C)
CBA Equities Limited ACN 003 485 952	Monday, 19 October 2015	N/A		119,106 Ordinary shares (borrowed from Barclays Capital Securities Ltd,

				see Annexure C)
CBA Equities Limited ACN 003 485 952	Tuesday, 20 October 2015	N/A		119,106 Ordinary shares (borrowed from Barclays Capital Securities Ltd, see Annexure C)
CBA Equities Limited ACN 003 485 952	Wednesday, 21 October 2015	N/A		119,106 Ordinary shares (borrowed from Barclays Capital Securities Ltd, see Annexure C)
CBA Equities Limited ACN 003 485 952	Thursday, 22 October 2015	N/A		119,106 Ordinary shares (borrowed from Barclays Capital Securities Ltd, see Annexure C)
CBA Equities Limited ACN 003 485 952	Friday, 23 October 2015	N/A		119,106 Ordinary shares (borrowed from Barclays Capital Securities Ltd, see Annexure C)
CBA Equities Limited ACN 003 485 952	Monday, 26 October 2015	N/A		119,106 Ordinary shares (borrowed from Barclays Capital Securities Ltd, see Annexure C)
CBA Equities Limited ACN 003 485 952	Tuesday, 27 October 2015	N/A		119,106 Ordinary shares (borrowed from Barclays Capital Securities Ltd, see Annexure C)
CBA Equities Limited ACN 003 485 952	Wednesday, 28 October 2015	N/A		119,106 Ordinary shares (borrowed from Barclays Capital Securities Ltd, see Annexure C)
CBA Equities Limited ACN 003 485 952	Thursday, 29 October 2015	N/A		119,106 Ordinary shares (borrowed from Barclays Capital Securities Ltd, see Annexure C)
CBA Equities Limited ACN 003 485 952	Friday, 30 October 2015	N/A		119,106 Ordinary shares (borrowed from Barclays Capital Securities Ltd, see Annexure C)
CBA Equities Limited ACN 003 485 952	Monday, 2 November 2015	N/A		119,106 Ordinary shares (borrowed from Barclays Capital Securities Ltd, see Annexure C)
CBA Equities Limited ACN 003 485 952	Tuesday, 3 November 2015	N/A		119,106 Ordinary shares (borrowed from Barclays Capital Securities Ltd, see Annexure C)
CBA Equities Limited	Wednesday, 4	N/A		119,106 Ordinary shares (borrowed from Barclays

ACN 003 485 952	November 2015			Capital Securities Ltd, see Annexure C)
CBA Equities Limited ACN 003 485 952	Thursday, 5 November 2015	N/A		119,106 Ordinary shares (borrowed from Barclays Capital Securities Ltd, see Annexure C)
CBA Equities Limited ACN 003 485 952	Thursday, 5 November 2015	N/A		119,106 Ordinary shares (borrowed from Barclays Capital Securities Ltd, see Annexure C)
CBA Equities Limited ACN 003 485 952	Friday, 6 November 2015	N/A		119,106 Ordinary shares (borrowed from Barclays Capital Securities Ltd, see Annexure C)
CBA Equities Limited ACN 003 485 952	Monday, 9 November 2015	N/A		119,106 Ordinary shares (borrowed from Barclays Capital Securities Ltd, see Annexure C)
CBA Equities Limited ACN 003 485 952	Tuesday, 10 November 2015	N/A		119,106 Ordinary shares (borrowed from Barclays Capital Securities Ltd, see Annexure C)
CBA Equities Limited ACN 003 485 952	Wednesday, 11 November 2015	N/A		119,106 Ordinary shares (borrowed from Barclays Capital Securities Ltd, see Annexure C)
CBA Equities Limited ACN 003 485 952	Thursday, 12 November 2015	N/A		119,106 Ordinary shares (borrowed from Barclays Capital Securities Ltd, see Annexure C)
CBA Equities Limited ACN 003 485 952	Friday, 13 November 2015	N/A		119,106 Ordinary shares (borrowed from Barclays Capital Securities Ltd, see Annexure C)
CBA Equities Limited ACN 003 485 952	Monday, 16 November 2015	N/A		119,106 Ordinary shares (borrowed from Barclays Capital Securities Ltd, see Annexure C)
CBA Equities Limited ACN 003 485 952	Tuesday, 17 November 2015	N/A		119,106 Ordinary shares (borrowed from Barclays Capital Securities Ltd, see Annexure C)
CBA Equities Limited ACN 003 485 952	Wednesday, 18 November 2015	N/A		119,106 Ordinary shares (borrowed from Barclays Capital Securities Ltd, see Annexure C)

CBA Equities Limited ACN 003 485 952	Thursday, 19 November 2015	N/A		119,106 Ordinary shares (borrowed from Barclays Capital Securities Ltd, see Annexure C)
CBA Equities Limited ACN 003 485 952	Friday, 20 November 2015	N/A		119,106 Ordinary shares (borrowed from Barclays Capital Securities Ltd, see Annexure C)
CBA Equities Limited ACN 003 485 952	Monday, 23 November 2015	N/A		119,106 Ordinary shares (borrowed from Barclays Capital Securities Ltd, see Annexure C)
CBA Equities Limited ACN 003 485 952	Tuesday, 24 November 2015	N/A		119,106 Ordinary shares (borrowed from Barclays Capital Securities Ltd, see Annexure C)
CBA Equities Limited ACN 003 485 952	Friday, 27 November 2015	N/A		119,106 Ordinary shares (borrowed from Barclays Capital Securities Ltd, see Annexure C)
CBA Equities Limited ACN 003 485 952	Monday, 30 November 2015	N/A		119,106 Ordinary shares (borrowed from Barclays Capital Securities Ltd, see Annexure C)
CBA Equities Limited ACN 003 485 952	Tuesday, 1 December 2015	N/A		119,106 Ordinary shares (borrowed from Barclays Capital Securities Ltd, see Annexure C)
CBA Equities Limited ACN 003 485 952	Wednesday, 2 December 2015	N/A		119,106 Ordinary shares (borrowed from Barclays Capital Securities Ltd, see Annexure C)
CBA Equities Limited ACN 003 485 952	Thursday, 3 December 2015	N/A		119,106 Ordinary shares (borrowed from Barclays Capital Securities Ltd, see Annexure C)
CBA Equities Limited ACN 003 485 952	Friday, 4 December 2015	N/A		119,106 Ordinary shares (borrowed from Barclays Capital Securities Ltd, see Annexure C)
CBA Equities Limited ACN 003 485 952	Monday, 7 December 2015	N/A		119,106 Ordinary shares (borrowed from Barclays Capital Securities Ltd, see Annexure C)
CBA Equities Limited ACN 003 485 952	Wednesday, 9 December 2015	N/A		119,106 Ordinary shares (borrowed from Barclays Capital Securities Ltd,

				see Annexure C)
CBA Equities Limited ACN 003 485 952	Thursday, 10 December 2015	N/A		119,106 Ordinary shares (borrowed from Barclays Capital Securities Ltd, see Annexure C)
CBA Equities Limited ACN 003 485 952	Friday, 11 December 2015	N/A		119,106 Ordinary shares (borrowed from Barclays Capital Securities Ltd, see Annexure C)
CBA Equities Limited ACN 003 485 952	Monday, 14 December 2015	N/A		119,106 Ordinary shares (borrowed from Barclays Capital Securities Ltd, see Annexure C)
CBA Equities Limited ACN 003 485 952	Tuesday, 15 December 2015	N/A		119,106 Ordinary shares (borrowed from Barclays Capital Securities Ltd, see Annexure C)
CBA Equities Limited ACN 003 485 952	Wednesday, 16 December 2015	N/A		119,106 Ordinary shares (borrowed from Barclays Capital Securities Ltd, see Annexure C)
CBA Equities Limited ACN 003 485 952	Thursday, 17 December 2015	N/A		119,106 Ordinary shares (borrowed from Barclays Capital Securities Ltd, see Annexure C)
CBA Equities Limited ACN 003 485 952	Friday, 18 December 2015	N/A		119,106 Ordinary shares (borrowed from Barclays Capital Securities Ltd, see Annexure C)
CBA Equities Limited ACN 003 485 952	Monday, 21 December 2015	N/A		29,457 Ordinary shares (borrowed from Barclays Capital Securities Ltd, see Annexure C)
CBA Equities Limited ACN 003 485 952	Tuesday, 22 December 2015	N/A		27,016 Ordinary shares (borrowed from Barclays Capital Securities Ltd, see Annexure C)
CBA Equities Limited ACN 003 485 952	Wednesday, 23 December 2015	N/A		27,016 Ordinary shares (borrowed from Barclays Capital Securities Ltd, see Annexure C)
CBA Equities Limited ACN 003 485 952	Thursday, 24 December 2015	N/A		27,016 Ordinary shares (borrowed from Barclays Capital Securities Ltd, see Annexure C)
CBA Equities Limited	Friday, 25 December	N/A		27,016 Ordinary shares (borrowed from Barclays

ACN 003 485 952	2015			Capital Securities Ltd, see Annexure C)
CBA Equities Limited ACN 003 485 952	Wednesday, 30 December 2015	N/A		27,016 Ordinary shares (borrowed from Barclays Capital Securities Ltd, see Annexure C)
CBA Equities Limited ACN 003 485 952	Friday, 8 January 2016	N/A		27,015 Ordinary shares (borrowed from Barclays Capital Securities Ltd, see Annexure C)
CBA Equities Limited ACN 003 485 952	Monday, 11 January 2016	N/A		27,015 Ordinary shares (borrowed from Barclays Capital Securities Ltd, see Annexure C)
CBA Equities Limited ACN 003 485 952	Tuesday, 12 January 2016	N/A		27,015 Ordinary shares (borrowed from Barclays Capital Securities Ltd, see Annexure C)
CBA Equities Limited ACN 003 485 952	Wednesday, 13 January 2016	N/A		27,015 Ordinary shares (borrowed from Barclays Capital Securities Ltd, see Annexure C)
CBA Equities Limited ACN 003 485 952	Thursday, 14 January 2016	N/A		583,367 Ordinary shares (borrowed from Barclays Capital Securities Ltd, see Annexure C)
CBA Equities Limited ACN 003 485 952	Friday, 15 January 2016	N/A		543,587 Ordinary shares (borrowed from Barclays Capital Securities Ltd, see Annexure C)
CBA Equities Limited ACN 003 485 952	Monday, 18 January 2016	N/A		543,587 Ordinary shares (borrowed from Barclays Capital Securities Ltd, see Annexure C)
CBA Equities Limited ACN 003 485 952	Tuesday, 19 January 2016	N/A		543,587 Ordinary shares (borrowed from Barclays Capital Securities Ltd, see Annexure C)
CBA Equities Limited ACN 003 485 952	Wednesday, 20 January 2016	N/A		998,085 Ordinary shares (borrowed from Barclays Capital Securities Ltd, see Annexure C)
CBA Equities Limited ACN 003 485 952	Thursday, 21 January 2016	N/A		998,085 Ordinary shares (borrowed from Barclays Capital Securities Ltd, see Annexure C)

CBA Equities Limited ACN 003 485 952	Friday, 22 January 2016	N/A		998,085 Ordinary shares (borrowed from Barclays Capital Securities Ltd, see Annexure C)
CBA Equities Limited ACN 003 485 952	Monday, 25 January 2016	N/A		998,085 Ordinary shares (borrowed from Barclays Capital Securities Ltd, see Annexure C)
CBA Equities Limited ACN 003 485 952	Tuesday, 26 January 2016	N/A		977,741 Ordinary shares (borrowed from Barclays Capital Securities Ltd, see Annexure C)
CBA Equities Limited ACN 003 485 952	Wednesday, 27 January 2016	N/A		977,741 Ordinary shares (borrowed from Barclays Capital Securities Ltd, see Annexure C)
CBA Equities Limited ACN 003 485 952	Thursday, 28 January 2016	N/A		807,005 Ordinary shares (borrowed from Barclays Capital Securities Ltd, see Annexure C)
CBA Equities Limited ACN 003 485 952	Friday, 29 January 2016	N/A		807,005 Ordinary shares (borrowed from Barclays Capital Securities Ltd, see Annexure C)
CBA Equities Limited ACN 003 485 952	Tuesday, 2 February 2016	N/A		807,005 Ordinary shares (borrowed from Barclays Capital Securities Ltd, see Annexure C)
CBA Equities Limited ACN 003 485 952	Wednesday, 3 February 2016	N/A		1,374,786 Ordinary shares (borrowed from Barclays Capital Securities Ltd, see Annexure C)
CBA Equities Limited ACN 003 485 952	Thursday, 4 February 2016	N/A		1,374,786 Ordinary shares (borrowed from Barclays Capital Securities Ltd, see Annexure C)
CBA Equities Limited ACN 003 485 952	Thursday, 4 February 2016	N/A		1,374,786 Ordinary shares (borrowed from Barclays Capital Securities Ltd, see Annexure C)
CBA Equities Limited ACN 003 485 952	Friday, 5 February 2016	N/A		1,374,786 Ordinary shares (borrowed from Barclays Capital Securities Ltd, see Annexure C)

CBA Equities Limited ACN 003 485 952	Monday, 8 February 2016	N/A		1,374,786 Ordinary shares (borrowed from Barclays Capital Securities Ltd, see Annexure C)
CBA Equities Limited ACN 003 485 952	Tuesday, 9 February 2016	N/A		1,374,786 Ordinary shares (borrowed from Barclays Capital Securities Ltd, see Annexure C)
CBA Equities Limited ACN 003 485 952	Wednesday, 10 February 2016	N/A		1,374,786 Ordinary shares (borrowed from Barclays Capital Securities Ltd, see Annexure C)
CBA Equities Limited ACN 003 485 952	Thursday, 11 February 2016	N/A		1,236,328 Ordinary shares (borrowed from Barclays Capital Securities Ltd, see Annexure C)
CBA Equities Limited ACN 003 485 952	Friday, 12 February 2016	N/A		1,236,328 Ordinary shares (borrowed from Barclays Capital Securities Ltd, see Annexure C)
CBA Equities Limited ACN 003 485 952	Monday, 15 February 2016	N/A		1,232,870 Ordinary shares (borrowed from Barclays Capital Securities Ltd, see Annexure C)
CBA Equities Limited ACN 003 485 952	Wednesday, 17 February 2016	N/A		1,232,870 Ordinary shares (borrowed from Barclays Capital Securities Ltd, see Annexure C)
CBA Equities Limited ACN 003 485 952	Monday, 19 October 2015	127.68		192 Ordinary shares
CBA Equities Limited ACN 003 485 952	Monday, 19 October 2015	31.92		48 Ordinary shares
CBA Equities Limited ACN 003 485 952	Monday, 19 October 2015	15.96		24 Ordinary shares
CBA Equities Limited ACN 003 485 952	Monday, 19 October 2015	102.41		154 Ordinary shares
CBA Equities Limited ACN 003 485 952	Monday, 19 October 2015	70.49		106 Ordinary shares
CBA Equities Limited	Monday, 19 October	210.81		317 Ordinary shares

ACN 003 485 952	2015			
CBA Equities Limited ACN 003 485 952	Monday, 19 October 2015	19.29		29 Ordinary shares
CBA Equities Limited ACN 003 485 952	Monday, 19 October 2015	318.54		479 Ordinary shares
CBA Equities Limited ACN 003 485 952	Monday, 19 October 2015	32.59		49 Ordinary shares
CBA Equities Limited ACN 003 485 952	Monday, 19 October 2015	31.92		48 Ordinary shares
CBA Equities Limited ACN 003 485 952	Monday, 19 October 2015	13.97		21 Ordinary shares
CBA Equities Limited ACN 003 485 952	Monday, 19 October 2015	41.90		63 Ordinary shares
CBA Equities Limited ACN 003 485 952	Tuesday, 20 October 2015	3,999.82		6,130 Ordinary shares
CBA Equities Limited ACN 003 485 952	Tuesday, 20 October 2015	106.19		164 Ordinary shares
CBA Equities Limited ACN 003 485 952	Tuesday, 20 October 2015	98.42		152 Ordinary shares
CBA Equities Limited ACN 003 485 952	Tuesday, 20 October 2015	58.27		90 Ordinary shares
CBA Equities Limited ACN 003 485 952	Tuesday, 20 October 2015	62.81		97 Ordinary shares
CBA Equities Limited ACN 003 485 952	Tuesday, 20 October 2015	26.55		41 Ordinary shares
CBA Equities Limited ACN 003 485 952	Tuesday, 20 October 2015	108.13		167 Ordinary shares
CBA Equities Limited ACN 003 485 952	Tuesday, 20 October 2015	64.10		99 Ordinary shares
CBA Equities Limited ACN 003 485 952	Tuesday, 20 October 2015	78.99		122 Ordinary shares
CBA Equities Limited ACN 003 485 952	Tuesday, 20 October 2015	101.01		156 Ordinary shares
CBA Equities Limited ACN 003 485 952	Tuesday, 20 October 2015	117.20		181 Ordinary shares
CBA Equities Limited ACN 003 485 952	Tuesday, 20 October 2015	174.18		269 Ordinary shares

CBA Equities Limited ACN 003 485 952	Tuesday, 20 October 2015	118.49		183 Ordinary shares
CBA Equities Limited ACN 003 485 952	Tuesday, 20 October 2015	123.67		191 Ordinary shares
CBA Equities Limited ACN 003 485 952	Tuesday, 20 October 2015	0.65		1 Ordinary shares
CBA Equities Limited ACN 003 485 952	Tuesday, 20 October 2015	11.65		18 Ordinary shares
CBA Equities Limited ACN 003 485 952	Tuesday, 20 October 2015	47.91		74 Ordinary shares
CBA Equities Limited ACN 003 485 952	Tuesday, 20 October 2015	45.32		70 Ordinary shares
CBA Equities Limited ACN 003 485 952	Tuesday, 20 October 2015	175.47		271 Ordinary shares
CBA Equities Limited ACN 003 485 952	Tuesday, 20 October 2015	123.67		191 Ordinary shares
CBA Equities Limited ACN 003 485 952	Tuesday, 20 October 2015	14.24		22 Ordinary shares
CBA Equities Limited ACN 003 485 952	Tuesday, 20 October 2015	1.94		3 Ordinary shares
CBA Equities Limited ACN 003 485 952	Tuesday, 20 October 2015	71.22		110 Ordinary shares
CBA Equities Limited ACN 003 485 952	Tuesday, 20 October 2015	45.32		70 Ordinary shares
CBA Equities Limited ACN 003 485 952	Wednesday, 21 October 2015	3,004.44		4,535 Ordinary shares
CBA Equities Limited ACN 003 485 952	Wednesday, 21 October 2015	2,321.15		3,571 Ordinary shares
CBA Equities Limited ACN 003 485 952	Friday, 23 October 2015	3,014.69		4,385 Ordinary shares
CBA Equities Limited ACN 003 485 952	Friday, 23 October 2015	3,549.06		5,125 Ordinary shares
CBA Equities Limited ACN 003 485 952	Friday, 23 October 2015	1,804.69		2,625 Ordinary shares
CBA Equities Limited ACN 003 485 952	Friday, 23 October 2015	3,234.69		4,705 Ordinary shares
CBA Equities Limited	Friday, 23 October 2015	3,026.22		4,370 Ordinary shares

ACN 003 485 952				
CBA Equities Limited ACN 003 485 952	Friday, 23 October 2015	3,997.81		5,815 Ordinary shares
CBA Equities Limited ACN 003 485 952	Friday, 23 October 2015	1,124.08		1,647 Ordinary shares
CBA Equities Limited ACN 003 485 952	Friday, 23 October 2015	84.63		124 Ordinary shares
CBA Equities Limited ACN 003 485 952	Friday, 23 October 2015	15.02		22 Ordinary shares
CBA Equities Limited ACN 003 485 952	Friday, 23 October 2015	1,734.02		2,495 Ordinary shares
CBA Equities Limited ACN 003 485 952	Friday, 23 October 2015	398.93		574 Ordinary shares
CBA Equities Limited ACN 003 485 952	Friday, 23 October 2015	59.77		86 Ordinary shares
CBA Equities Limited ACN 003 485 952	Friday, 23 October 2015	3,155.60		4,508 Ordinary shares
CBA Equities Limited ACN 003 485 952	Friday, 23 October 2015	192.47		282 Ordinary shares
CBA Equities Limited ACN 003 485 952	Friday, 23 October 2015	956.18		1,401 Ordinary shares
CBA Equities Limited ACN 003 485 952	Friday, 23 October 2015	278.46		408 Ordinary shares
CBA Equities Limited ACN 003 485 952	Friday, 23 October 2015	956.18		1,401 Ordinary shares
CBA Equities Limited ACN 003 485 952	Friday, 23 October 2015	975.29		1,429 Ordinary shares
CBA Equities Limited ACN 003 485 952	Friday, 23 October 2015	384.31		559 Ordinary shares
CBA Equities Limited ACN 003 485 952	Friday, 23 October 2015	1,244.20		1,823 Ordinary shares
CBA Equities Limited ACN 003 485 952	Friday, 23 October 2015	358.31		525 Ordinary shares
CBA Equities Limited ACN 003 485 952	Friday, 23 October 2015	199.29		292 Ordinary shares
CBA Equities Limited ACN 003 485 952	Friday, 23 October 2015	1,795.66		2,631 Ordinary shares

CBA Equities Limited ACN 003 485 952	Friday, 23 October 2015	317.58		474 Ordinary shares
CBA Equities Limited ACN 003 485 952	Friday, 23 October 2015	1,219.50		1,800 Ordinary shares
CBA Equities Limited ACN 003 485 952	Friday, 23 October 2015	2,625.56		3,819 Ordinary shares
CBA Equities Limited ACN 003 485 952	Friday, 23 October 2015	1,372.25		1,996 Ordinary shares
CBA Equities Limited ACN 003 485 952	Monday, 26 October 2015	6,184.10		8,710 Ordinary shares
CBA Equities Limited ACN 003 485 952	Monday, 26 October 2015	4,235.86		5,966 Ordinary shares
CBA Equities Limited ACN 003 485 952	Monday, 26 October 2015	6,595.19		9,289 Ordinary shares
CBA Equities Limited ACN 003 485 952	Monday, 26 October 2015	1,960.31		2,761 Ordinary shares
CBA Equities Limited ACN 003 485 952	Tuesday, 27 October 2015	3,042.25		4,300 Ordinary shares
CBA Equities Limited ACN 003 485 952	Tuesday, 27 October 2015	0.71		1 Ordinary shares
CBA Equities Limited ACN 003 485 952	Tuesday, 27 October 2015	25,162.40		35,440 Ordinary shares
CBA Equities Limited ACN 003 485 952	Tuesday, 27 October 2015	1,074.23		1,513 Ordinary shares
CBA Equities Limited ACN 003 485 952	Tuesday, 27 October 2015	6,671.16		9,396 Ordinary shares
CBA Equities Limited ACN 003 485 952	Tuesday, 27 October 2015	418.19		589 Ordinary shares
CBA Equities Limited ACN 003 485 952	Tuesday, 27 October 2015	11,514.78		16,218 Ordinary shares
CBA Equities Limited ACN 003 485 952	Tuesday, 27 October 2015	51,148.40		72,040 Ordinary shares
CBA Equities Limited ACN 003 485 952	Tuesday, 27 October 2015	1,956.43		2,815 Ordinary shares
CBA Equities Limited ACN 003 485 952	Thursday, 29 October 2015	1,998.75		2,665 Ordinary shares
CBA Equities Limited	Monday, 2 November	3,255.65		4,370 Ordinary shares

ACN 003 485 952	2015			
CBA Equities Limited ACN 003 485 952	Monday, 2 November 2015	3,742.13		5,023 Ordinary shares
CBA Equities Limited ACN 003 485 952	Monday, 2 November 2015	10,024.72		13,456 Ordinary shares
CBA Equities Limited ACN 003 485 952	Monday, 2 November 2015	100.77		139 Ordinary shares
CBA Equities Limited ACN 003 485 952	Monday, 2 November 2015	319.72		441 Ordinary shares
CBA Equities Limited ACN 003 485 952	Monday, 2 November 2015	326.25		450 Ordinary shares
CBA Equities Limited ACN 003 485 952	Monday, 2 November 2015	559.70		772 Ordinary shares
CBA Equities Limited ACN 003 485 952	Tuesday, 3 November 2015	3,386.66		4,427 Ordinary shares
CBA Equities Limited ACN 003 485 952	Tuesday, 3 November 2015	60.44		79 Ordinary shares
CBA Equities Limited ACN 003 485 952	Thursday, 5 November 2015	6,113.11		7,991 Ordinary shares
CBA Equities Limited ACN 003 485 952	Thursday, 5 November 2015	2,949.84		3,856 Ordinary shares
CBA Equities Limited ACN 003 485 952	Thursday, 5 November 2015	11,553.80		15,103 Ordinary shares
CBA Equities Limited ACN 003 485 952	Thursday, 5 November 2015	1,972.50		2,630 Ordinary shares
CBA Equities Limited ACN 003 485 952	Friday, 6 November 2015	106.40		140 Ordinary shares
CBA Equities Limited ACN 003 485 952	Friday, 6 November 2015	91.96		121 Ordinary shares
CBA Equities Limited ACN 003 485 952	Friday, 6 November 2015	1,171.16		1,541 Ordinary shares
CBA Equities Limited ACN 003 485 952	Friday, 6 November 2015	5,913.18		7,581 Ordinary shares
CBA Equities Limited ACN 003 485 952	Friday, 6 November 2015	934.44		1,198 Ordinary shares
CBA Equities Limited ACN 003 485 952	Friday, 6 November 2015	109.98		141 Ordinary shares

CBA Equities Limited ACN 003 485 952	Friday, 6 November 2015	70.20		90 Ordinary shares
CBA Equities Limited ACN 003 485 952	Friday, 6 November 2015	780.00		1,000 Ordinary shares
CBA Equities Limited ACN 003 485 952	Friday, 6 November 2015	3,900.00		5,000 Ordinary shares
CBA Equities Limited ACN 003 485 952	Friday, 6 November 2015	1,560.00		2,000 Ordinary shares
CBA Equities Limited ACN 003 485 952	Monday, 9 November 2015	1,055.49		1,398 Ordinary shares
CBA Equities Limited ACN 003 485 952	Monday, 9 November 2015	642.51		851 Ordinary shares
CBA Equities Limited ACN 003 485 952	Monday, 9 November 2015	567.01		751 Ordinary shares
CBA Equities Limited ACN 003 485 952	Tuesday, 10 November 2015	8,274.68		11,182 Ordinary shares
CBA Equities Limited ACN 003 485 952	Tuesday, 10 November 2015	997.52		1,348 Ordinary shares
CBA Equities Limited ACN 003 485 952	Tuesday, 10 November 2015	664.52		898 Ordinary shares
CBA Equities Limited ACN 003 485 952	Tuesday, 10 November 2015	664.52		898 Ordinary shares
CBA Equities Limited ACN 003 485 952	Tuesday, 10 November 2015	664.52		898 Ordinary shares
CBA Equities Limited ACN 003 485 952	Tuesday, 10 November 2015	8,336.84		11,266 Ordinary shares
CBA Equities Limited ACN 003 485 952	Tuesday, 10 November 2015	1,420.00		2,000 Ordinary shares
CBA Equities Limited ACN 003 485 952	Wednesday, 11 November 2015	1,168.66		1,646 Ordinary shares
CBA Equities Limited ACN 003 485 952	Wednesday, 11 November 2015	34.79		49 Ordinary shares
CBA Equities Limited ACN 003 485 952	Wednesday, 11 November 2015	756.86		1,066 Ordinary shares
CBA Equities Limited ACN 003 485 952	Wednesday, 11 November 2015	79.52		112 Ordinary shares
CBA Equities Limited	Wednesday, 11	26.98		38 Ordinary shares

ACN 003 485 952	November 2015			
CBA Equities Limited ACN 003 485 952	Thursday, 12 November 2015	5,760.12		8,348 Ordinary shares
CBA Equities Limited ACN 003 485 952	Thursday, 12 November 2015	1,121.25		1,625 Ordinary shares
CBA Equities Limited ACN 003 485 952	Thursday, 12 November 2015	13,110.00		19,000 Ordinary shares
CBA Equities Limited ACN 003 485 952	Thursday, 12 November 2015	8.97		13 Ordinary shares
CBA Equities Limited ACN 003 485 952	Friday, 13 November 2015	169.54		254 Ordinary shares
CBA Equities Limited ACN 003 485 952	Friday, 13 November 2015	40.72		61 Ordinary shares
CBA Equities Limited ACN 003 485 952	Friday, 13 November 2015	79.43		119 Ordinary shares
CBA Equities Limited ACN 003 485 952	Friday, 13 November 2015	60.07		90 Ordinary shares
CBA Equities Limited ACN 003 485 952	Friday, 13 November 2015	52.93		79 Ordinary shares
CBA Equities Limited ACN 003 485 952	Friday, 13 November 2015	89.78		134 Ordinary shares
CBA Equities Limited ACN 003 485 952	Friday, 13 November 2015	89.78		134 Ordinary shares
CBA Equities Limited ACN 003 485 952	Friday, 13 November 2015	120.60		180 Ordinary shares
CBA Equities Limited ACN 003 485 952	Friday, 13 November 2015	60.30		90 Ordinary shares
CBA Equities Limited ACN 003 485 952	Friday, 13 November 2015	421.43		629 Ordinary shares
CBA Equities Limited ACN 003 485 952	Friday, 13 November 2015	211.05		315 Ordinary shares
CBA Equities Limited ACN 003 485 952	Friday, 13 November 2015	816.73		1,219 Ordinary shares
CBA Equities Limited ACN 003 485 952	Friday, 13 November 2015	30.15		45 Ordinary shares
CBA Equities Limited ACN 003 485 952	Friday, 13 November 2015	111.89		167 Ordinary shares

CBA Equities Limited ACN 003 485 952	Friday, 13 November 2015	30.15		45 Ordinary shares
CBA Equities Limited ACN 003 485 952	Friday, 13 November 2015	257.28		384 Ordinary shares
CBA Equities Limited ACN 003 485 952	Friday, 13 November 2015	168.88		253 Ordinary shares
CBA Equities Limited ACN 003 485 952	Friday, 13 November 2015	40.72		61 Ordinary shares
CBA Equities Limited ACN 003 485 952	Friday, 13 November 2015	79.43		119 Ordinary shares
CBA Equities Limited ACN 003 485 952	Friday, 13 November 2015	60.07		90 Ordinary shares
CBA Equities Limited ACN 003 485 952	Friday, 13 November 2015	2,648.51		3,953 Ordinary shares
CBA Equities Limited ACN 003 485 952	Friday, 13 November 2015	30.15		45 Ordinary shares
CBA Equities Limited ACN 003 485 952	Friday, 13 November 2015	87.10		130 Ordinary shares
CBA Equities Limited ACN 003 485 952	Friday, 13 November 2015	30.15		45 Ordinary shares
CBA Equities Limited ACN 003 485 952	Friday, 13 November 2015	90.45		135 Ordinary shares
CBA Equities Limited ACN 003 485 952	Friday, 13 November 2015	89.78		134 Ordinary shares
CBA Equities Limited ACN 003 485 952	Friday, 13 November 2015	30.15		45 Ordinary shares
CBA Equities Limited ACN 003 485 952	Friday, 13 November 2015	30.15		45 Ordinary shares
CBA Equities Limited ACN 003 485 952	Monday, 16 November 2015	44,445.79		66,337 Ordinary shares
CBA Equities Limited ACN 003 485 952	Monday, 16 November 2015	170.18		254 Ordinary shares
CBA Equities Limited ACN 003 485 952	Tuesday, 17 November 2015	6,248.74		8,991 Ordinary shares
CBA Equities Limited ACN 003 485 952	Tuesday, 17 November 2015	20,757.56		29,867 Ordinary shares
CBA Equities Limited	Tuesday, 17 November	5,425.17		7,806 Ordinary shares

ACN 003 485 952	2015			
CBA Equities Limited ACN 003 485 952	Wednesday, 18 November 2015	1,593.63		2,318 Ordinary shares
CBA Equities Limited ACN 003 485 952	Thursday, 19 November 2015	15.98		23 Ordinary shares
CBA Equities Limited ACN 003 485 952	Thursday, 19 November 2015	2,219.47		3,030 Ordinary shares
CBA Equities Limited ACN 003 485 952	Thursday, 19 November 2015	4,212.10		5,770 Ordinary shares
CBA Equities Limited ACN 003 485 952	Thursday, 19 November 2015	570.62		779 Ordinary shares
CBA Equities Limited ACN 003 485 952	Thursday, 19 November 2015	811.61		1,108 Ordinary shares
CBA Equities Limited ACN 003 485 952	Thursday, 19 November 2015	211.69		289 Ordinary shares
CBA Equities Limited ACN 003 485 952	Thursday, 19 November 2015	477.59		652 Ordinary shares
CBA Equities Limited ACN 003 485 952	Thursday, 19 November 2015	28.57		39 Ordinary shares
CBA Equities Limited ACN 003 485 952	Thursday, 19 November 2015	85.70		117 Ordinary shares
CBA Equities Limited ACN 003 485 952	Thursday, 19 November 2015	86.44		118 Ordinary shares
CBA Equities Limited ACN 003 485 952	Thursday, 19 November 2015	85.70		117 Ordinary shares
CBA Equities Limited ACN 003 485 952	Thursday, 19 November 2015	68.12		93 Ordinary shares
CBA Equities Limited ACN 003 485 952	Thursday, 19 November 2015	1,363.34		1,874 Ordinary shares
CBA Equities Limited ACN 003 485 952	Thursday, 19 November 2015	1,196.91		1,634 Ordinary shares
CBA Equities Limited ACN 003 485 952	Thursday, 19 November 2015	7,780.03		10,443 Ordinary shares
CBA Equities Limited ACN 003 485 952	Thursday, 19 November 2015	910.55		1,287 Ordinary shares
CBA Equities Limited ACN 003 485 952	Thursday, 19 November 2015	1,028.00		1,453 Ordinary shares

CBA Equities Limited ACN 003 485 952	Thursday, 19 November 2015	12.83		18 Ordinary shares
CBA Equities Limited ACN 003 485 952	Thursday, 19 November 2015	263.32		367 Ordinary shares
CBA Equities Limited ACN 003 485 952	Thursday, 19 November 2015	88.97		124 Ordinary shares
CBA Equities Limited ACN 003 485 952	Thursday, 19 November 2015	5.02		7 Ordinary shares
CBA Equities Limited ACN 003 485 952	Thursday, 19 November 2015	143.50		200 Ordinary shares
CBA Equities Limited ACN 003 485 952	Thursday, 19 November 2015	340.81		475 Ordinary shares
CBA Equities Limited ACN 003 485 952	Thursday, 19 November 2015	453.01		627 Ordinary shares
CBA Equities Limited ACN 003 485 952	Thursday, 19 November 2015	12.28		17 Ordinary shares
CBA Equities Limited ACN 003 485 952	Thursday, 19 November 2015	35.40		49 Ordinary shares
CBA Equities Limited ACN 003 485 952	Thursday, 19 November 2015	902.40		1,249 Ordinary shares
CBA Equities Limited ACN 003 485 952	Thursday, 19 November 2015	1,245.59		1,724 Ordinary shares
CBA Equities Limited ACN 003 485 952	Thursday, 19 November 2015	859.78		1,190 Ordinary shares
CBA Equities Limited ACN 003 485 952	Thursday, 19 November 2015	258.57		353 Ordinary shares
CBA Equities Limited ACN 003 485 952	Thursday, 19 November 2015	1,599.05		2,198 Ordinary shares
CBA Equities Limited ACN 003 485 952	Thursday, 19 November 2015	1.47		2 Ordinary shares
CBA Equities Limited ACN 003 485 952	Thursday, 19 November 2015	5.86		8 Ordinary shares
CBA Equities Limited ACN 003 485 952	Thursday, 19 November 2015	1,472.33		2,010 Ordinary shares
CBA Equities Limited ACN 003 485 952	Friday, 20 November 2015	8,257.58		11,084 Ordinary shares
CBA Equities Limited	Friday, 20 November	10,371.89		13,922 Ordinary shares

ACN 003 485 952	2015			
CBA Equities Limited ACN 003 485 952	Friday, 20 November 2015	1,348.45		1,810 Ordinary shares
CBA Equities Limited ACN 003 485 952	Friday, 20 November 2015	22.35		30 Ordinary shares
CBA Equities Limited ACN 003 485 952	Monday, 23 November 2015	2,293.72		3,208 Ordinary shares
CBA Equities Limited ACN 003 485 952	Monday, 23 November 2015	1,833.71		2,538 Ordinary shares
CBA Equities Limited ACN 003 485 952	Monday, 23 November 2015	1,976.40		2,745 Ordinary shares
CBA Equities Limited ACN 003 485 952	Monday, 23 November 2015	1,069.20		1,485 Ordinary shares
CBA Equities Limited ACN 003 485 952	Monday, 23 November 2015	1,997.38		2,755 Ordinary shares
CBA Equities Limited ACN 003 485 952	Monday, 23 November 2015	488.41		676 Ordinary shares
CBA Equities Limited ACN 003 485 952	Monday, 23 November 2015	10.19		14 Ordinary shares
CBA Equities Limited ACN 003 485 952	Monday, 23 November 2015	1,540.85		2,118 Ordinary shares
CBA Equities Limited ACN 003 485 952	Monday, 23 November 2015	445.96		613 Ordinary shares
CBA Equities Limited ACN 003 485 952	Monday, 23 November 2015	2,731.04		3,754 Ordinary shares
CBA Equities Limited ACN 003 485 952	Monday, 23 November 2015	10.91		15 Ordinary shares
CBA Equities Limited ACN 003 485 952	Monday, 23 November 2015	3,048.23		4,190 Ordinary shares
CBA Equities Limited ACN 003 485 952	Monday, 23 November 2015	1,314.59		1,807 Ordinary shares
CBA Equities Limited ACN 003 485 952	Monday, 23 November 2015	1,722.72		2,368 Ordinary shares
CBA Equities Limited ACN 003 485 952	Tuesday, 24 November 2015	133.80		179 Ordinary shares
CBA Equities Limited ACN 003 485 952	Tuesday, 24 November 2015	174.17		233 Ordinary shares

CBA Equities Limited ACN 003 485 952	Tuesday, 24 November 2015	33.64		45 Ordinary shares
CBA Equities Limited ACN 003 485 952	Tuesday, 24 November 2015	284.80		381 Ordinary shares
CBA Equities Limited ACN 003 485 952	Tuesday, 24 November 2015	1,648.24		2,205 Ordinary shares
CBA Equities Limited ACN 003 485 952	Tuesday, 24 November 2015	14,806.13		19,874 Ordinary shares
CBA Equities Limited ACN 003 485 952	Tuesday, 24 November 2015	16,390.00		22,000 Ordinary shares
CBA Equities Limited ACN 003 485 952	Tuesday, 24 November 2015	85.67		115 Ordinary shares
CBA Equities Limited ACN 003 485 952	Tuesday, 24 November 2015	6,910.62		9,276 Ordinary shares
CBA Equities Limited ACN 003 485 952	Tuesday, 24 November 2015	24,075.42		32,316 Ordinary shares
CBA Equities Limited ACN 003 485 952	Tuesday, 24 November 2015	822.25		1,100 Ordinary shares
CBA Equities Limited ACN 003 485 952	Tuesday, 24 November 2015	127.08		170 Ordinary shares
CBA Equities Limited ACN 003 485 952	Tuesday, 24 November 2015	659.30		882 Ordinary shares
CBA Equities Limited ACN 003 485 952	Tuesday, 24 November 2015	12.71		17 Ordinary shares
CBA Equities Limited ACN 003 485 952	Tuesday, 24 November 2015	136.79		183 Ordinary shares
CBA Equities Limited ACN 003 485 952	Tuesday, 24 November 2015	91.94		123 Ordinary shares
CBA Equities Limited ACN 003 485 952	Tuesday, 24 November 2015	483.63		647 Ordinary shares
CBA Equities Limited ACN 003 485 952	Tuesday, 24 November 2015	76.99		103 Ordinary shares
CBA Equities Limited ACN 003 485 952	Tuesday, 24 November 2015	0.75		1 Ordinary shares
CBA Equities Limited ACN 003 485 952	Tuesday, 24 November 2015	59.80		80 Ordinary shares
CBA Equities Limited	Tuesday, 24 November	112.13		150 Ordinary shares

ACN 003 485 952	2015			
CBA Equities Limited ACN 003 485 952	Tuesday, 24 November 2015	41.86		56 Ordinary shares
CBA Equities Limited ACN 003 485 952	Tuesday, 24 November 2015	324.42		434 Ordinary shares
CBA Equities Limited ACN 003 485 952	Tuesday, 24 November 2015	125.58		168 Ordinary shares
CBA Equities Limited ACN 003 485 952	Tuesday, 24 November 2015	91.94		123 Ordinary shares
CBA Equities Limited ACN 003 485 952	Tuesday, 24 November 2015	982.22		1,314 Ordinary shares
CBA Equities Limited ACN 003 485 952	Tuesday, 24 November 2015	25.42		34 Ordinary shares
CBA Equities Limited ACN 003 485 952	Tuesday, 24 November 2015	175.66		235 Ordinary shares
CBA Equities Limited ACN 003 485 952	Tuesday, 24 November 2015	56.06		75 Ordinary shares
CBA Equities Limited ACN 003 485 952	Tuesday, 24 November 2015	2,559.44		3,424 Ordinary shares
CBA Equities Limited ACN 003 485 952	Tuesday, 24 November 2015	26.91		36 Ordinary shares
CBA Equities Limited ACN 003 485 952	Tuesday, 24 November 2015	2.24		3 Ordinary shares
CBA Equities Limited ACN 003 485 952	Tuesday, 24 November 2015	26.91		36 Ordinary shares
CBA Equities Limited ACN 003 485 952	Tuesday, 24 November 2015	2.24		3 Ordinary shares
CBA Equities Limited ACN 003 485 952	Tuesday, 24 November 2015	139.78		187 Ordinary shares
CBA Equities Limited ACN 003 485 952	Tuesday, 24 November 2015	100.17		134 Ordinary shares
CBA Equities Limited ACN 003 485 952	Tuesday, 24 November 2015	487.37		652 Ordinary shares
CBA Equities Limited ACN 003 485 952	Tuesday, 24 November 2015	271.34		363 Ordinary shares
CBA Equities Limited ACN 003 485 952	Tuesday, 24 November 2015	85.96		115 Ordinary shares

CBA Equities Limited ACN 003 485 952	Tuesday, 24 November 2015	204.82		274 Ordinary shares
CBA Equities Limited ACN 003 485 952	Tuesday, 24 November 2015	240.70		322 Ordinary shares
CBA Equities Limited ACN 003 485 952	Tuesday, 24 November 2015	275.08		368 Ordinary shares
CBA Equities Limited ACN 003 485 952	Tuesday, 24 November 2015	275.08		368 Ordinary shares
CBA Equities Limited ACN 003 485 952	Tuesday, 24 November 2015	722.83		967 Ordinary shares
CBA Equities Limited ACN 003 485 952	Tuesday, 24 November 2015	52.33		70 Ordinary shares
CBA Equities Limited ACN 003 485 952	Tuesday, 24 November 2015	121.84		163 Ordinary shares
CBA Equities Limited ACN 003 485 952	Tuesday, 24 November 2015	27.66		37 Ordinary shares
CBA Equities Limited ACN 003 485 952	Tuesday, 24 November 2015	122.59		164 Ordinary shares
CBA Equities Limited ACN 003 485 952	Tuesday, 24 November 2015	76.99		103 Ordinary shares
CBA Equities Limited ACN 003 485 952	Wednesday, 25 November 2015	41.18		57 Ordinary shares
CBA Equities Limited ACN 003 485 952	Wednesday, 25 November 2015	1,289.25		1,719 Ordinary shares
CBA Equities Limited ACN 003 485 952	Wednesday, 25 November 2015	4,268.25		5,691 Ordinary shares
CBA Equities Limited ACN 003 485 952	Wednesday, 25 November 2015	2,550.00		3,400 Ordinary shares
CBA Equities Limited ACN 003 485 952	Wednesday, 25 November 2015	357.00		476 Ordinary shares
CBA Equities Limited ACN 003 485 952	Wednesday, 25 November 2015	6,665.25		8,887 Ordinary shares
CBA Equities Limited ACN 003 485 952	Wednesday, 25 November 2015	41.18		57 Ordinary shares
CBA Equities Limited ACN 003 485 952	Wednesday, 25 November 2015	7.95		11 Ordinary shares
CBA Equities Limited	Wednesday, 25	132.94		184 Ordinary shares

ACN 003 485 952	November 2015			
CBA Equities Limited ACN 003 485 952	Wednesday, 25 November 2015	1,037.51		1,436 Ordinary shares
CBA Equities Limited ACN 003 485 952	Wednesday, 25 November 2015	23.84		33 Ordinary shares
CBA Equities Limited ACN 003 485 952	Wednesday, 25 November 2015	2,845.50		3,794 Ordinary shares
CBA Equities Limited ACN 003 485 952	Wednesday, 25 November 2015	797.25		1,063 Ordinary shares
CBA Equities Limited ACN 003 485 952	Thursday, 26 November 2015	2.21		3 Ordinary shares
CBA Equities Limited ACN 003 485 952	Thursday, 26 November 2015	5.13		7 Ordinary shares
CBA Equities Limited ACN 003 485 952	Thursday, 26 November 2015	232.31		315 Ordinary shares
CBA Equities Limited ACN 003 485 952	Thursday, 26 November 2015	680.71		923 Ordinary shares
CBA Equities Limited ACN 003 485 952	Thursday, 26 November 2015	143.08		194 Ordinary shares
CBA Equities Limited ACN 003 485 952	Thursday, 26 November 2015	266.98		362 Ordinary shares
CBA Equities Limited ACN 003 485 952	Thursday, 26 November 2015	19.18		26 Ordinary shares
CBA Equities Limited ACN 003 485 952	Thursday, 26 November 2015	43.51		59 Ordinary shares
CBA Equities Limited ACN 003 485 952	Thursday, 26 November 2015	165.94		225 Ordinary shares
CBA Equities Limited ACN 003 485 952	Thursday, 26 November 2015	2,179.31		2,955 Ordinary shares
CBA Equities Limited ACN 003 485 952	Thursday, 26 November 2015	119.48		162 Ordinary shares
CBA Equities Limited ACN 003 485 952	Thursday, 26 November 2015	63.43		86 Ordinary shares
CBA Equities Limited ACN 003 485 952	Thursday, 26 November 2015	2,391.71		3,243 Ordinary shares
CBA Equities Limited ACN 003 485 952	Thursday, 26 November 2015	6,469.20		8,985 Ordinary shares

CBA Equities Limited ACN 003 485 952	Thursday, 26 November 2015	785.17		1,083 Ordinary shares
CBA Equities Limited ACN 003 485 952	Thursday, 26 November 2015	537.95		742 Ordinary shares
CBA Equities Limited ACN 003 485 952	Thursday, 26 November 2015	906.25		1,250 Ordinary shares
CBA Equities Limited ACN 003 485 952	Thursday, 26 November 2015	1,370.97		1,891 Ordinary shares
CBA Equities Limited ACN 003 485 952	Thursday, 26 November 2015	3.63		5 Ordinary shares
CBA Equities Limited ACN 003 485 952	Thursday, 26 November 2015	511.85		706 Ordinary shares
CBA Equities Limited ACN 003 485 952	Thursday, 26 November 2015	1.48		2 Ordinary shares
CBA Equities Limited ACN 003 485 952	Thursday, 26 November 2015	22.13		30 Ordinary shares
CBA Equities Limited ACN 003 485 952	Thursday, 26 November 2015	39.83		54 Ordinary shares
CBA Equities Limited ACN 003 485 952	Thursday, 26 November 2015	1,391.66		1,887 Ordinary shares
CBA Equities Limited ACN 003 485 952	Thursday, 26 November 2015	5.90		8 Ordinary shares
CBA Equities Limited ACN 003 485 952	Thursday, 26 November 2015	5.90		8 Ordinary shares
CBA Equities Limited ACN 003 485 952	Thursday, 26 November 2015	12.54		17 Ordinary shares
CBA Equities Limited ACN 003 485 952	Thursday, 26 November 2015	23.60		32 Ordinary shares
CBA Equities Limited ACN 003 485 952	Thursday, 26 November 2015	1,118.05		1,516 Ordinary shares
CBA Equities Limited ACN 003 485 952	Thursday, 26 November 2015	0.74		1 Ordinary shares
CBA Equities Limited ACN 003 485 952	Thursday, 26 November 2015	427.75		580 Ordinary shares
CBA Equities Limited ACN 003 485 952	Thursday, 26 November 2015	0.74		1 Ordinary shares
CBA Equities Limited	Thursday, 26 November	131.28		178 Ordinary shares

ACN 003 485 952	2015			
CBA Equities Limited ACN 003 485 952	Thursday, 26 November 2015	247.06		335 Ordinary shares
CBA Equities Limited ACN 003 485 952	Thursday, 26 November 2015	14.01		19 Ordinary shares
CBA Equities Limited ACN 003 485 952	Thursday, 26 November 2015	14.01		19 Ordinary shares
CBA Equities Limited ACN 003 485 952	Thursday, 26 November 2015	0.74		1 Ordinary shares
CBA Equities Limited ACN 003 485 952	Thursday, 26 November 2015	108.41		147 Ordinary shares
CBA Equities Limited ACN 003 485 952	Thursday, 26 November 2015	199.86		271 Ordinary shares
CBA Equities Limited ACN 003 485 952	Thursday, 26 November 2015	2,059.10		2,792 Ordinary shares
CBA Equities Limited ACN 003 485 952	Thursday, 26 November 2015	75.23		102 Ordinary shares
CBA Equities Limited ACN 003 485 952	Thursday, 26 November 2015	132.75		180 Ordinary shares
CBA Equities Limited ACN 003 485 952	Thursday, 26 November 2015	10.33		14 Ordinary shares
CBA Equities Limited ACN 003 485 952	Thursday, 26 November 2015	8.85		12 Ordinary shares
CBA Equities Limited ACN 003 485 952	Thursday, 26 November 2015	11.06		15 Ordinary shares
CBA Equities Limited ACN 003 485 952	Thursday, 26 November 2015	19.91		27 Ordinary shares
CBA Equities Limited ACN 003 485 952	Thursday, 26 November 2015	0.74		1 Ordinary shares
CBA Equities Limited ACN 003 485 952	Thursday, 26 November 2015	63.43		86 Ordinary shares
CBA Equities Limited ACN 003 485 952	Thursday, 26 November 2015	118.74		161 Ordinary shares
CBA Equities Limited ACN 003 485 952	Thursday, 26 November 2015	81.86		111 Ordinary shares
CBA Equities Limited ACN 003 485 952	Thursday, 26 November 2015	3.66		5 Ordinary shares

CBA Equities Limited ACN 003 485 952	Thursday, 26 November 2015	0.74		1 Ordinary shares
CBA Equities Limited ACN 003 485 952	Thursday, 26 November 2015	8.85		12 Ordinary shares
CBA Equities Limited ACN 003 485 952	Thursday, 26 November 2015	1.48		2 Ordinary shares
CBA Equities Limited ACN 003 485 952	Thursday, 26 November 2015	110.63		150 Ordinary shares
CBA Equities Limited ACN 003 485 952	Thursday, 26 November 2015	208.71		283 Ordinary shares
CBA Equities Limited ACN 003 485 952	Thursday, 26 November 2015	2.95		4 Ordinary shares
CBA Equities Limited ACN 003 485 952	Thursday, 26 November 2015	5.90		8 Ordinary shares
CBA Equities Limited ACN 003 485 952	Thursday, 26 November 2015	0.74		1 Ordinary shares
CBA Equities Limited ACN 003 485 952	Thursday, 26 November 2015	54.58		74 Ordinary shares
CBA Equities Limited ACN 003 485 952	Thursday, 26 November 2015	100.30		136 Ordinary shares
CBA Equities Limited ACN 003 485 952	Thursday, 26 November 2015	448.40		608 Ordinary shares
CBA Equities Limited ACN 003 485 952	Thursday, 26 November 2015	2,398.35		3,252 Ordinary shares
CBA Equities Limited ACN 003 485 952	Thursday, 26 November 2015	912.13		1,241 Ordinary shares
CBA Equities Limited ACN 003 485 952	Thursday, 26 November 2015	133.04		181 Ordinary shares
CBA Equities Limited ACN 003 485 952	Thursday, 26 November 2015	88.94		121 Ordinary shares
CBA Equities Limited ACN 003 485 952	Friday, 27 November 2015	2.93		4 Ordinary shares
CBA Equities Limited ACN 003 485 952	Friday, 27 November 2015	3.66		5 Ordinary shares
CBA Equities Limited ACN 003 485 952	Friday, 27 November 2015	2.20		3 Ordinary shares
CBA Equities Limited	Friday, 27 November	1,644.46		2,245 Ordinary shares

ACN 003 485 952	2015			
CBA Equities Limited ACN 003 485 952	Friday, 27 November 2015	859.94		1,178 Ordinary shares
CBA Equities Limited ACN 003 485 952	Friday, 27 November 2015	9,489.27		12,999 Ordinary shares
CBA Equities Limited ACN 003 485 952	Friday, 27 November 2015	376.51		514 Ordinary shares
CBA Equities Limited ACN 003 485 952	Friday, 27 November 2015	52.74		72 Ordinary shares
CBA Equities Limited ACN 003 485 952	Friday, 27 November 2015	8.06		11 Ordinary shares
CBA Equities Limited ACN 003 485 952	Friday, 27 November 2015	2.20		3 Ordinary shares
CBA Equities Limited ACN 003 485 952	Friday, 27 November 2015	10.26		14 Ordinary shares
CBA Equities Limited ACN 003 485 952	Friday, 27 November 2015	2.93		4 Ordinary shares
CBA Equities Limited ACN 003 485 952	Friday, 27 November 2015	2.93		4 Ordinary shares
CBA Equities Limited ACN 003 485 952	Friday, 27 November 2015	1.47		2 Ordinary shares
CBA Equities Limited ACN 003 485 952	Friday, 27 November 2015	5.13		7 Ordinary shares
CBA Equities Limited ACN 003 485 952	Friday, 27 November 2015	2.20		3 Ordinary shares
CBA Equities Limited ACN 003 485 952	Friday, 27 November 2015	12.45		17 Ordinary shares
CBA Equities Limited ACN 003 485 952	Friday, 27 November 2015	6.50		9 Ordinary shares
CBA Equities Limited ACN 003 485 952	Friday, 27 November 2015	53.47		74 Ordinary shares
CBA Equities Limited ACN 003 485 952	Friday, 27 November 2015	7.95		11 Ordinary shares
CBA Equities Limited ACN 003 485 952	Friday, 27 November 2015	7.23		10 Ordinary shares
CBA Equities Limited ACN 003 485 952	Friday, 27 November 2015	3.61		5 Ordinary shares

CBA Equities Limited ACN 003 485 952	Friday, 27 November 2015	4.34		6 Ordinary shares
CBA Equities Limited ACN 003 485 952	Friday, 27 November 2015	7.23		10 Ordinary shares
CBA Equities Limited ACN 003 485 952	Friday, 27 November 2015	5.06		7 Ordinary shares
CBA Equities Limited ACN 003 485 952	Friday, 27 November 2015	2.89		4 Ordinary shares
CBA Equities Limited ACN 003 485 952	Friday, 27 November 2015	1,139.38		1,577 Ordinary shares
CBA Equities Limited ACN 003 485 952	Friday, 27 November 2015	7.95		11 Ordinary shares
CBA Equities Limited ACN 003 485 952	Friday, 27 November 2015	16.62		23 Ordinary shares
CBA Equities Limited ACN 003 485 952	Friday, 27 November 2015	2.89		4 Ordinary shares
CBA Equities Limited ACN 003 485 952	Friday, 27 November 2015	5.06		7 Ordinary shares
CBA Equities Limited ACN 003 485 952	Friday, 27 November 2015	1,805.53		2,499 Ordinary shares
CBA Equities Limited ACN 003 485 952	Friday, 27 November 2015	39.74		55 Ordinary shares
CBA Equities Limited ACN 003 485 952	Friday, 27 November 2015	796.20		1,102 Ordinary shares
CBA Equities Limited ACN 003 485 952	Friday, 27 November 2015	5,310.75		7,275 Ordinary shares
CBA Equities Limited ACN 003 485 952	Friday, 27 November 2015	1,241.00		1,700 Ordinary shares
CBA Equities Limited ACN 003 485 952	Friday, 27 November 2015	1,095.00		1,500 Ordinary shares
CBA Equities Limited ACN 003 485 952	Friday, 27 November 2015	1,082.64		1,478 Ordinary shares
CBA Equities Limited ACN 003 485 952	Friday, 27 November 2015	132.58		181 Ordinary shares
CBA Equities Limited ACN 003 485 952	Friday, 27 November 2015	2.20		3 Ordinary shares
CBA Equities Limited	Friday, 27 November	2,634.80		3,597 Ordinary shares

ACN 003 485 952	2015			
CBA Equities Limited ACN 003 485 952	Friday, 27 November 2015	41.02		56 Ordinary shares
CBA Equities Limited ACN 003 485 952	Friday, 27 November 2015	26.37		36 Ordinary shares
CBA Equities Limited ACN 003 485 952	Friday, 27 November 2015	4,186.24		5,715 Ordinary shares
CBA Equities Limited ACN 003 485 952	Friday, 27 November 2015	2,618.69		3,575 Ordinary shares
CBA Equities Limited ACN 003 485 952	Friday, 27 November 2015	7.23		10 Ordinary shares
CBA Equities Limited ACN 003 485 952	Friday, 27 November 2015	5.06		7 Ordinary shares
CBA Equities Limited ACN 003 485 952	Friday, 27 November 2015	766.57		1,061 Ordinary shares
CBA Equities Limited ACN 003 485 952	Friday, 27 November 2015	13.01		18 Ordinary shares
CBA Equities Limited ACN 003 485 952	Friday, 27 November 2015	5.78		8 Ordinary shares
CBA Equities Limited ACN 003 485 952	Friday, 27 November 2015	6.50		9 Ordinary shares
CBA Equities Limited ACN 003 485 952	Friday, 27 November 2015	7.95		11 Ordinary shares
CBA Equities Limited ACN 003 485 952	Friday, 27 November 2015	7.23		10 Ordinary shares
CBA Equities Limited ACN 003 485 952	Friday, 27 November 2015	8.67		12 Ordinary shares
CBA Equities Limited ACN 003 485 952	Friday, 27 November 2015	7.95		11 Ordinary shares
CBA Equities Limited ACN 003 485 952	Friday, 27 November 2015	127.16		176 Ordinary shares
CBA Equities Limited ACN 003 485 952	Friday, 27 November 2015	30.35		42 Ordinary shares
CBA Equities Limited ACN 003 485 952	Friday, 27 November 2015	14.45		20 Ordinary shares
CBA Equities Limited ACN 003 485 952	Friday, 27 November 2015	2.93		4 Ordinary shares

CBA Equities Limited ACN 003 485 952	Monday, 30 November 2015	125.81		183 Ordinary shares
CBA Equities Limited ACN 003 485 952	Monday, 30 November 2015	2,328.70		3,212 Ordinary shares
CBA Equities Limited ACN 003 485 952	Monday, 30 November 2015	43,002.61		64,183 Ordinary shares
CBA Equities Limited ACN 003 485 952	Monday, 30 November 2015	1,437.15		2,145 Ordinary shares
CBA Equities Limited ACN 003 485 952	Monday, 30 November 2015	3,984.49		5,947 Ordinary shares
CBA Equities Limited ACN 003 485 952	Monday, 30 November 2015	2,679.19		3,897 Ordinary shares
CBA Equities Limited ACN 003 485 952	Monday, 30 November 2015	3,017.43		4,405 Ordinary shares
CBA Equities Limited ACN 003 485 952	Monday, 30 November 2015	150.07		207 Ordinary shares
CBA Equities Limited ACN 003 485 952	Monday, 30 November 2015	130.50		180 Ordinary shares
CBA Equities Limited ACN 003 485 952	Monday, 30 November 2015	0.72		1 Ordinary shares
CBA Equities Limited ACN 003 485 952	Monday, 30 November 2015	2,960.10		4,140 Ordinary shares
CBA Equities Limited ACN 003 485 952	Monday, 30 November 2015	1,970.25		2,775 Ordinary shares
CBA Equities Limited ACN 003 485 952	Monday, 30 November 2015	90.06		131 Ordinary shares
CBA Equities Limited ACN 003 485 952	Monday, 30 November 2015	7.56		11 Ordinary shares
CBA Equities Limited ACN 003 485 952	Monday, 30 November 2015	1,113.75		1,620 Ordinary shares
CBA Equities Limited ACN 003 485 952	Tuesday, 1 December 2015	1,212.52		1,726 Ordinary shares
CBA Equities Limited ACN 003 485 952	Tuesday, 1 December 2015	4,025.70		5,670 Ordinary shares
CBA Equities Limited ACN 003 485 952	Tuesday, 1 December 2015	1,266.43		1,790 Ordinary shares
CBA Equities Limited	Tuesday, 1 December	22.48		32 Ordinary shares

ACN 003 485 952	2015			
CBA Equities Limited ACN 003 485 952	Tuesday, 1 December 2015	1,690.93		2,390 Ordinary shares
CBA Equities Limited ACN 003 485 952	Tuesday, 1 December 2015	78.78		115 Ordinary shares
CBA Equities Limited ACN 003 485 952	Tuesday, 1 December 2015	319.21		466 Ordinary shares
CBA Equities Limited ACN 003 485 952	Tuesday, 1 December 2015	740.49		1,081 Ordinary shares
CBA Equities Limited ACN 003 485 952	Tuesday, 1 December 2015	90.42		132 Ordinary shares
CBA Equities Limited ACN 003 485 952	Tuesday, 1 December 2015	7,904.22		11,539 Ordinary shares
CBA Equities Limited ACN 003 485 952	Tuesday, 1 December 2015	7,487.05		10,930 Ordinary shares
CBA Equities Limited ACN 003 485 952	Tuesday, 1 December 2015	0.69		1 Ordinary shares
CBA Equities Limited ACN 003 485 952	Tuesday, 1 December 2015	1,203.89		1,726 Ordinary shares
CBA Equities Limited ACN 003 485 952	Tuesday, 1 December 2015	1,795.37		2,574 Ordinary shares
CBA Equities Limited ACN 003 485 952	Tuesday, 1 December 2015	3,996.68		5,730 Ordinary shares
CBA Equities Limited ACN 003 485 952	Tuesday, 1 December 2015	1,521.62		2,166 Ordinary shares
CBA Equities Limited ACN 003 485 952	Tuesday, 1 December 2015	1,284.87		1,829 Ordinary shares
CBA Equities Limited ACN 003 485 952	Tuesday, 1 December 2015	3,195.00		4,500 Ordinary shares
CBA Equities Limited ACN 003 485 952	Tuesday, 1 December 2015	3,070.55		4,340 Ordinary shares
CBA Equities Limited ACN 003 485 952	Tuesday, 1 December 2015	3,059.94		4,325 Ordinary shares
CBA Equities Limited ACN 003 485 952	Tuesday, 1 December 2015	1,156.76		1,635 Ordinary shares
CBA Equities Limited ACN 003 485 952	Tuesday, 1 December 2015	516.48		730 Ordinary shares

CBA Equities Limited ACN 003 485 952	Tuesday, 1 December 2015	1,998.61		2,845 Ordinary shares
CBA Equities Limited ACN 003 485 952	Tuesday, 1 December 2015	3,098.03		4,410 Ordinary shares
CBA Equities Limited ACN 003 485 952	Tuesday, 1 December 2015	3,049.13		4,325 Ordinary shares
CBA Equities Limited ACN 003 485 952	Tuesday, 1 December 2015	547.95		780 Ordinary shares
CBA Equities Limited ACN 003 485 952	Tuesday, 1 December 2015	3,183.64		4,484 Ordinary shares
CBA Equities Limited ACN 003 485 952	Tuesday, 1 December 2015	750.97		1,069 Ordinary shares
CBA Equities Limited ACN 003 485 952	Tuesday, 1 December 2015	105.32		151 Ordinary shares
CBA Equities Limited ACN 003 485 952	Tuesday, 1 December 2015	1,338.59		1,892 Ordinary shares
CBA Equities Limited ACN 003 485 952	Tuesday, 1 December 2015	266.02		376 Ordinary shares
CBA Equities Limited ACN 003 485 952	Tuesday, 1 December 2015	1,444.72		2,042 Ordinary shares
CBA Equities Limited ACN 003 485 952	Tuesday, 1 December 2015	172.11		245 Ordinary shares
CBA Equities Limited ACN 003 485 952	Tuesday, 1 December 2015	172.11		245 Ordinary shares
CBA Equities Limited ACN 003 485 952	Tuesday, 1 December 2015	922.58		1,304 Ordinary shares
CBA Equities Limited ACN 003 485 952	Tuesday, 1 December 2015	1,199.21		1,695 Ordinary shares
CBA Equities Limited ACN 003 485 952	Wednesday, 2 December 2015	1,636.60		2,338 Ordinary shares
CBA Equities Limited ACN 003 485 952	Wednesday, 2 December 2015	655.90		937 Ordinary shares
CBA Equities Limited ACN 003 485 952	Wednesday, 2 December 2015	504.45		713 Ordinary shares
CBA Equities Limited ACN 003 485 952	Wednesday, 2 December 2015	336.06		475 Ordinary shares
CBA Equities Limited	Wednesday, 2	2,307.16		3,261 Ordinary shares

ACN 003 485 952	December 2015			
CBA Equities Limited ACN 003 485 952	Wednesday, 2 December 2015	4,182.50		5,975 Ordinary shares
CBA Equities Limited ACN 003 485 952	Wednesday, 2 December 2015	641.38		913 Ordinary shares
CBA Equities Limited ACN 003 485 952	Wednesday, 2 December 2015	2,406.76		3,426 Ordinary shares
CBA Equities Limited ACN 003 485 952	Wednesday, 2 December 2015	1,095.77		1,571 Ordinary shares
CBA Equities Limited ACN 003 485 952	Wednesday, 2 December 2015	211.34		303 Ordinary shares
CBA Equities Limited ACN 003 485 952	Wednesday, 2 December 2015	1,074.07		1,551 Ordinary shares
CBA Equities Limited ACN 003 485 952	Wednesday, 2 December 2015	1,997.17		2,884 Ordinary shares
CBA Equities Limited ACN 003 485 952	Wednesday, 2 December 2015	1,964.86		2,817 Ordinary shares
CBA Equities Limited ACN 003 485 952	Wednesday, 2 December 2015	1,042.07		1,494 Ordinary shares
CBA Equities Limited ACN 003 485 952	Wednesday, 2 December 2015	2,997.86		4,298 Ordinary shares
CBA Equities Limited ACN 003 485 952	Wednesday, 2 December 2015	2,010.19		2,882 Ordinary shares
CBA Equities Limited ACN 003 485 952	Wednesday, 2 December 2015	905.36		1,298 Ordinary shares
CBA Equities Limited ACN 003 485 952	Wednesday, 2 December 2015	1,991.36		2,855 Ordinary shares
CBA Equities Limited ACN 003 485 952	Wednesday, 2 December 2015	1,720.42		2,449 Ordinary shares
CBA Equities Limited ACN 003 485 952	Wednesday, 2 December 2015	151.04		215 Ordinary shares
CBA Equities Limited ACN 003 485 952	Wednesday, 2 December 2015	3,138.80		4,484 Ordinary shares
CBA Equities Limited ACN 003 485 952	Wednesday, 2 December 2015	13,152.30		18,789 Ordinary shares
CBA Equities Limited ACN 003 485 952	Wednesday, 2 December 2015	313.60		448 Ordinary shares

CBA Equities Limited ACN 003 485 952	Wednesday, 2 December 2015	313.60		448 Ordinary shares
CBA Equities Limited ACN 003 485 952	Wednesday, 2 December 2015	344.40		492 Ordinary shares
CBA Equities Limited ACN 003 485 952	Wednesday, 2 December 2015	3,804.50		5,435 Ordinary shares
CBA Equities Limited ACN 003 485 952	Wednesday, 2 December 2015	1,991.18		2,865 Ordinary shares
CBA Equities Limited ACN 003 485 952	Wednesday, 2 December 2015	969.52		1,395 Ordinary shares
CBA Equities Limited ACN 003 485 952	Wednesday, 2 December 2015	1,079.73		1,548 Ordinary shares
CBA Equities Limited ACN 003 485 952	Wednesday, 2 December 2015	313.18		449 Ordinary shares
CBA Equities Limited ACN 003 485 952	Wednesday, 2 December 2015	156.94		225 Ordinary shares
CBA Equities Limited ACN 003 485 952	Wednesday, 2 December 2015	156.24		224 Ordinary shares
CBA Equities Limited ACN 003 485 952	Wednesday, 2 December 2015	254.59		365 Ordinary shares
CBA Equities Limited ACN 003 485 952	Thursday, 3 December 2015	10.28		15 Ordinary shares
CBA Equities Limited ACN 003 485 952	Thursday, 3 December 2015	306.20		447 Ordinary shares
CBA Equities Limited ACN 003 485 952	Thursday, 3 December 2015	306.20		447 Ordinary shares
CBA Equities Limited ACN 003 485 952	Friday, 4 December 2015	5,853.70		8,187 Ordinary shares
CBA Equities Limited ACN 003 485 952	Friday, 4 December 2015	6,934.78		9,699 Ordinary shares
CBA Equities Limited ACN 003 485 952	Friday, 4 December 2015	12,809.94		17,916 Ordinary shares
CBA Equities Limited ACN 003 485 952	Friday, 4 December 2015	6,404.97		8,958 Ordinary shares
CBA Equities Limited ACN 003 485 952	Friday, 4 December 2015	4,949.94		6,923 Ordinary shares
CBA Equities Limited	Friday, 4 December	19,230.64		26,896 Ordinary shares

ACN 003 485 952	2015			
CBA Equities Limited ACN 003 485 952	Friday, 4 December 2015	2,263.69		3,166 Ordinary shares
CBA Equities Limited ACN 003 485 952	Friday, 4 December 2015	5,739.30		8,027 Ordinary shares
CBA Equities Limited ACN 003 485 952	Monday, 7 December 2015	3,271.86		4,482 Ordinary shares
CBA Equities Limited ACN 003 485 952	Monday, 7 December 2015	1,317.86		1,793 Ordinary shares
CBA Equities Limited ACN 003 485 952	Monday, 7 December 2015	3,969.00		5,400 Ordinary shares
CBA Equities Limited ACN 003 485 952	Monday, 7 December 2015	977.55		1,330 Ordinary shares
CBA Equities Limited ACN 003 485 952	Monday, 7 December 2015	966.52		1,315 Ordinary shares
CBA Equities Limited ACN 003 485 952	Monday, 7 December 2015	3,550.05		4,830 Ordinary shares
CBA Equities Limited ACN 003 485 952	Monday, 7 December 2015	1,314.95		1,820 Ordinary shares
CBA Equities Limited ACN 003 485 952	Monday, 7 December 2015	291.17		403 Ordinary shares
CBA Equities Limited ACN 003 485 952	Monday, 7 December 2015	1,746.00		2,400 Ordinary shares
CBA Equities Limited ACN 003 485 952	Tuesday, 8 December 2015	361.50		482 Ordinary shares
CBA Equities Limited ACN 003 485 952	Tuesday, 8 December 2015	2,025.40		2,665 Ordinary shares
CBA Equities Limited ACN 003 485 952	Tuesday, 8 December 2015	1,611.00		2,148 Ordinary shares
CBA Equities Limited ACN 003 485 952	Tuesday, 8 December 2015	2,193.35		2,954 Ordinary shares
CBA Equities Limited ACN 003 485 952	Tuesday, 8 December 2015	3,006.07		4,035 Ordinary shares
CBA Equities Limited ACN 003 485 952	Wednesday, 9 December 2015	3,997.60		5,260 Ordinary shares
CBA Equities Limited ACN 003 485 952	Wednesday, 9 December 2015	2,242.96		2,961 Ordinary shares

CBA Equities Limited ACN 003 485 952	Wednesday, 9 December 2015	3,075.30		4,020 Ordinary shares
CBA Equities Limited ACN 003 485 952	Wednesday, 9 December 2015	147.16		193 Ordinary shares
CBA Equities Limited ACN 003 485 952	Wednesday, 9 December 2015	1,144.51		1,501 Ordinary shares
CBA Equities Limited ACN 003 485 952	Wednesday, 9 December 2015	954.65		1,252 Ordinary shares
CBA Equities Limited ACN 003 485 952	Wednesday, 9 December 2015	3,139.50		4,025 Ordinary shares
CBA Equities Limited ACN 003 485 952	Thursday, 10 December 2015	241.02		309 Ordinary shares
CBA Equities Limited ACN 003 485 952	Thursday, 10 December 2015	2,334.54		2,993 Ordinary shares
CBA Equities Limited ACN 003 485 952	Monday, 14 December 2015	200.90		280 Ordinary shares
CBA Equities Limited ACN 003 485 952	Monday, 14 December 2015	31.57		44 Ordinary shares
CBA Equities Limited ACN 003 485 952	Monday, 14 December 2015	78.21		109 Ordinary shares
CBA Equities Limited ACN 003 485 952	Monday, 14 December 2015	58.84		82 Ordinary shares
CBA Equities Limited ACN 003 485 952	Monday, 14 December 2015	5,765.76		8,064 Ordinary shares
CBA Equities Limited ACN 003 485 952	Monday, 14 December 2015	13,680.81		19,134 Ordinary shares
CBA Equities Limited ACN 003 485 952	Monday, 14 December 2015	14,265.68		19,952 Ordinary shares
CBA Equities Limited ACN 003 485 952	Monday, 14 December 2015	274.09		382 Ordinary shares
CBA Equities Limited ACN 003 485 952	Monday, 14 December 2015	200.90		280 Ordinary shares
CBA Equities Limited ACN 003 485 952	Monday, 14 December 2015	31.57		44 Ordinary shares
CBA Equities Limited ACN 003 485 952	Monday, 14 December 2015	0.72		1 Ordinary shares
CBA Equities Limited	Monday, 14 December	88.97		124 Ordinary shares

ACN 003 485 952	2015			
CBA Equities Limited ACN 003 485 952	Tuesday, 15 December 2015	17.08		23 Ordinary shares
CBA Equities Limited ACN 003 485 952	Tuesday, 15 December 2015	17.08		23 Ordinary shares
CBA Equities Limited ACN 003 485 952	Tuesday, 15 December 2015	114.35		154 Ordinary shares
CBA Equities Limited ACN 003 485 952	Tuesday, 15 December 2015	1,254.83		1,690 Ordinary shares
CBA Equities Limited ACN 003 485 952	Tuesday, 15 December 2015	92.07		124 Ordinary shares
CBA Equities Limited ACN 003 485 952	Tuesday, 15 December 2015	5.06		7 Ordinary shares
CBA Equities Limited ACN 003 485 952	Tuesday, 15 December 2015	55.69		75 Ordinary shares
CBA Equities Limited ACN 003 485 952	Tuesday, 15 December 2015	173.00		233 Ordinary shares
CBA Equities Limited ACN 003 485 952	Tuesday, 15 December 2015	201.22		271 Ordinary shares
CBA Equities Limited ACN 003 485 952	Tuesday, 15 December 2015	88.36		119 Ordinary shares
CBA Equities Limited ACN 003 485 952	Tuesday, 15 December 2015	89.84		121 Ordinary shares
CBA Equities Limited ACN 003 485 952	Tuesday, 15 December 2015	25.99		35 Ordinary shares
CBA Equities Limited ACN 003 485 952	Tuesday, 15 December 2015	4,756.82		6,385 Ordinary shares
CBA Equities Limited ACN 003 485 952	Tuesday, 15 December 2015	3,014.27		4,046 Ordinary shares
CBA Equities Limited ACN 003 485 952	Tuesday, 15 December 2015	971.48		1,304 Ordinary shares
CBA Equities Limited ACN 003 485 952	Tuesday, 15 December 2015	1,992.88		2,675 Ordinary shares
CBA Equities Limited ACN 003 485 952	Tuesday, 15 December 2015	622.96		839 Ordinary shares
CBA Equities Limited ACN 003 485 952	Tuesday, 15 December 2015	279.92		377 Ordinary shares

CBA Equities Limited ACN 003 485 952	Tuesday, 15 December 2015	3,777.15		5,070 Ordinary shares
CBA Equities Limited ACN 003 485 952	Tuesday, 15 December 2015	795.96		1,072 Ordinary shares
CBA Equities Limited ACN 003 485 952	Tuesday, 15 December 2015	503.42		678 Ordinary shares
CBA Equities Limited ACN 003 485 952	Tuesday, 15 December 2015	106.92		144 Ordinary shares
CBA Equities Limited ACN 003 485 952	Tuesday, 15 December 2015	36.38		49 Ordinary shares
CBA Equities Limited ACN 003 485 952	Wednesday, 16 December 2015	1,621.80		2,120 Ordinary shares
CBA Equities Limited ACN 003 485 952	Wednesday, 16 December 2015	17,854.33		23,339 Ordinary shares
CBA Equities Limited ACN 003 485 952	Wednesday, 16 December 2015	788.72		1,031 Ordinary shares
CBA Equities Limited ACN 003 485 952	Wednesday, 16 December 2015	693.11		915 Ordinary shares
CBA Equities Limited ACN 003 485 952	Wednesday, 16 December 2015	3,011.06		3,975 Ordinary shares
CBA Equities Limited ACN 003 485 952	Wednesday, 16 December 2015	1,108.98		1,464 Ordinary shares
CBA Equities Limited ACN 003 485 952	Wednesday, 16 December 2015	1,201.40		1,586 Ordinary shares
CBA Equities Limited ACN 003 485 952	Wednesday, 16 December 2015	3,575.40		4,720 Ordinary shares
CBA Equities Limited ACN 003 485 952	Wednesday, 16 December 2015	822.32		1,082 Ordinary shares
CBA Equities Limited ACN 003 485 952	Wednesday, 16 December 2015	3,122.08		4,108 Ordinary shares
CBA Equities Limited ACN 003 485 952	Thursday, 17 December 2015	2,173.71		2,823 Ordinary shares
CBA Equities Limited ACN 003 485 952	Thursday, 17 December 2015	11,455.29		14,877 Ordinary shares
CBA Equities Limited ACN 003 485 952	Thursday, 17 December 2015	24,587.16		31,522 Ordinary shares
CBA Equities Limited	Thursday, 17 December	132,076.62		169,329 Ordinary shares

ACN 003 485 952	2015			
CBA Equities Limited ACN 003 485 952	Thursday, 17 December 2015	192,133.50		246,325 Ordinary shares
CBA Equities Limited ACN 003 485 952	Thursday, 17 December 2015	8,376.42		10,739 Ordinary shares
CBA Equities Limited ACN 003 485 952	Thursday, 17 December 2015	32,142.24		41,208 Ordinary shares
CBA Equities Limited ACN 003 485 952	Thursday, 17 December 2015	18,166.98		23,291 Ordinary shares
CBA Equities Limited ACN 003 485 952	Thursday, 17 December 2015	698.10		895 Ordinary shares
CBA Equities Limited ACN 003 485 952	Thursday, 17 December 2015	1,047.54		1,343 Ordinary shares
CBA Equities Limited ACN 003 485 952	Thursday, 17 December 2015	698.10		895 Ordinary shares
CBA Equities Limited ACN 003 485 952	Thursday, 17 December 2015	2,517.84		3,228 Ordinary shares
CBA Equities Limited ACN 003 485 952	Thursday, 17 December 2015	61,176.18		78,431 Ordinary shares
CBA Equities Limited ACN 003 485 952	Thursday, 17 December 2015	6,803.94		8,723 Ordinary shares
CBA Equities Limited ACN 003 485 952	Thursday, 17 December 2015	3,995.61		5,206 Ordinary shares
CBA Equities Limited ACN 003 485 952	Thursday, 17 December 2015	288.58		376 Ordinary shares
CBA Equities Limited ACN 003 485 952	Thursday, 17 December 2015	1,003.89		1,308 Ordinary shares
CBA Equities Limited ACN 003 485 952	Thursday, 17 December 2015	528.04		688 Ordinary shares
CBA Equities Limited ACN 003 485 952	Thursday, 17 December 2015	191.88		250 Ordinary shares
CBA Equities Limited ACN 003 485 952	Thursday, 17 December 2015	1,577.98		2,056 Ordinary shares
CBA Equities Limited ACN 003 485 952	Thursday, 17 December 2015	860.37		1,121 Ordinary shares
CBA Equities Limited ACN 003 485 952	Thursday, 17 December 2015	717.61		935 Ordinary shares

CBA Equities Limited ACN 003 485 952	Thursday, 17 December 2015	229.48		299 Ordinary shares
CBA Equities Limited ACN 003 485 952	Thursday, 17 December 2015	344.61		449 Ordinary shares
CBA Equities Limited ACN 003 485 952	Thursday, 17 December 2015	2,984.04		3,888 Ordinary shares
CBA Equities Limited ACN 003 485 952	Friday, 18 December 2015	525.30		680 Ordinary shares
CBA Equities Limited ACN 003 485 952	Friday, 18 December 2015	211.66		274 Ordinary shares
CBA Equities Limited ACN 003 485 952	Friday, 18 December 2015	107.38		139 Ordinary shares
CBA Equities Limited ACN 003 485 952	Friday, 18 December 2015	171.50		222 Ordinary shares
CBA Equities Limited ACN 003 485 952	Friday, 18 December 2015	1,206.65		1,562 Ordinary shares
CBA Equities Limited ACN 003 485 952	Friday, 18 December 2015	13.90		18 Ordinary shares
CBA Equities Limited ACN 003 485 952	Friday, 18 December 2015	130.55		169 Ordinary shares
CBA Equities Limited ACN 003 485 952	Friday, 18 December 2015	214.76		278 Ordinary shares
CBA Equities Limited ACN 003 485 952	Friday, 18 December 2015	130.55		169 Ordinary shares
CBA Equities Limited ACN 003 485 952	Friday, 18 December 2015	841.25		1,089 Ordinary shares
CBA Equities Limited ACN 003 485 952	Friday, 18 December 2015	143.69		186 Ordinary shares
CBA Equities Limited ACN 003 485 952	Friday, 18 December 2015	315.95		409 Ordinary shares
CBA Equities Limited ACN 003 485 952	Friday, 18 December 2015	2,107.57		2,755 Ordinary shares
CBA Equities Limited ACN 003 485 952	Friday, 18 December 2015	151.97		198 Ordinary shares
CBA Equities Limited ACN 003 485 952	Friday, 18 December 2015	192.64		251 Ordinary shares
CBA Equities Limited	Friday, 18 December	3,001.16		3,885 Ordinary shares

ACN 003 485 952	2015			
CBA Equities Limited ACN 003 485 952	Friday, 18 December 2015	9,651.08		12,453 Ordinary shares
CBA Equities Limited ACN 003 485 952	Friday, 18 December 2015	55.02		71 Ordinary shares
CBA Equities Limited ACN 003 485 952	Friday, 18 December 2015	329.38		425 Ordinary shares
CBA Equities Limited ACN 003 485 952	Friday, 18 December 2015	1,805.16		2,352 Ordinary shares
CBA Equities Limited ACN 003 485 952	Friday, 18 December 2015	2,610.20		3,368 Ordinary shares
CBA Equities Limited ACN 003 485 952	Friday, 18 December 2015	69,426.82		89,583 Ordinary shares
CBA Equities Limited ACN 003 485 952	Friday, 18 December 2015	420.05		542 Ordinary shares
CBA Equities Limited ACN 003 485 952	Monday, 21 December 2015	9.91		13 Ordinary shares
CBA Equities Limited ACN 003 485 952	Monday, 21 December 2015	1,196.36		1,569 Ordinary shares
CBA Equities Limited ACN 003 485 952	Monday, 21 December 2015	39.65		52 Ordinary shares
CBA Equities Limited ACN 003 485 952	Monday, 21 December 2015	3,454.22		4,486 Ordinary shares
CBA Equities Limited ACN 003 485 952	Monday, 21 December 2015	261.10		338 Ordinary shares
CBA Equities Limited ACN 003 485 952	Monday, 21 December 2015	615.68		797 Ordinary shares
CBA Equities Limited ACN 003 485 952	Monday, 21 December 2015	193.90		251 Ordinary shares
CBA Equities Limited ACN 003 485 952	Monday, 21 December 2015	431.06		558 Ordinary shares
CBA Equities Limited ACN 003 485 952	Monday, 21 December 2015	1,198.15		1,551 Ordinary shares
CBA Equities Limited ACN 003 485 952	Monday, 21 December 2015	3,028.20		3,920 Ordinary shares
CBA Equities Limited ACN 003 485 952	Monday, 21 December 2015	177.67		230 Ordinary shares

CBA Equities Limited ACN 003 485 952	Monday, 21 December 2015	145.23		188 Ordinary shares
CBA Equities Limited ACN 003 485 952	Monday, 21 December 2015	275.78		357 Ordinary shares
CBA Equities Limited ACN 003 485 952	Monday, 21 December 2015	163.77		212 Ordinary shares
CBA Equities Limited ACN 003 485 952	Monday, 21 December 2015	146.78		190 Ordinary shares
CBA Equities Limited ACN 003 485 952	Monday, 21 December 2015	163.00		211 Ordinary shares
CBA Equities Limited ACN 003 485 952	Tuesday, 22 December 2015	193.60		249 Ordinary shares
CBA Equities Limited ACN 003 485 952	Tuesday, 22 December 2015	132.17		170 Ordinary shares
CBA Equities Limited ACN 003 485 952	Tuesday, 22 December 2015	220.81		284 Ordinary shares
CBA Equities Limited ACN 003 485 952	Tuesday, 22 December 2015	573.79		738 Ordinary shares
CBA Equities Limited ACN 003 485 952	Tuesday, 22 December 2015	56.76		73 Ordinary shares
CBA Equities Limited ACN 003 485 952	Tuesday, 22 December 2015	20,389.59		25,974 Ordinary shares
CBA Equities Limited ACN 003 485 952	Tuesday, 22 December 2015	151.61		195 Ordinary shares
CBA Equities Limited ACN 003 485 952	Tuesday, 22 December 2015	3,199.41		4,115 Ordinary shares
CBA Equities Limited ACN 003 485 952	Tuesday, 12 January 2016	1,999.20		2,940 Ordinary shares
CBA Equities Limited ACN 003 485 952	Tuesday, 12 January 2016	1,082.30		1,580 Ordinary shares
CBA Equities Limited ACN 003 485 952	Tuesday, 12 January 2016	887.08		1,295 Ordinary shares
CBA Equities Limited ACN 003 485 952	Tuesday, 12 January 2016	2,470.80		3,607 Ordinary shares
CBA Equities Limited ACN 003 485 952	Thursday, 14 January 2016	32,836.16		47,943 Ordinary shares
CBA Equities Limited	Thursday, 14 January	2,778.63		4,027 Ordinary shares

ACN 003 485 952	2016			
CBA Equities Limited ACN 003 485 952	Thursday, 14 January 2016	4,670.61		6,769 Ordinary shares
CBA Equities Limited ACN 003 485 952	Thursday, 14 January 2016	308.43		447 Ordinary shares
CBA Equities Limited ACN 003 485 952	Thursday, 14 January 2016	166.98		242 Ordinary shares
CBA Equities Limited ACN 003 485 952	Thursday, 14 January 2016	11,109.69		16,101 Ordinary shares
CBA Equities Limited ACN 003 485 952	Monday, 18 January 2016	6,570.61		10,187 Ordinary shares
CBA Equities Limited ACN 003 485 952	Monday, 18 January 2016	4,326.02		6,707 Ordinary shares
CBA Equities Limited ACN 003 485 952	Monday, 18 January 2016	3,841.62		5,956 Ordinary shares
CBA Equities Limited ACN 003 485 952	Monday, 18 January 2016	4,515.65		7,001 Ordinary shares
CBA Equities Limited ACN 003 485 952	Tuesday, 19 January 2016	5,791.80		8,274 Ordinary shares
CBA Equities Limited ACN 003 485 952	Tuesday, 19 January 2016	5,284.30		7,549 Ordinary shares
CBA Equities Limited ACN 003 485 952	Tuesday, 19 January 2016	868.70		1,241 Ordinary shares
CBA Equities Limited ACN 003 485 952	Tuesday, 19 January 2016	217.00		310 Ordinary shares
CBA Equities Limited ACN 003 485 952	Tuesday, 19 January 2016	13,877.50		19,825 Ordinary shares
CBA Equities Limited ACN 003 485 952	Tuesday, 19 January 2016	32,710.30		46,729 Ordinary shares
CBA Equities Limited ACN 003 485 952	Wednesday, 20 January 2016	2,234.85		3,170 Ordinary shares
CBA Equities Limited ACN 003 485 952	Thursday, 21 January 2016	6,530.58		8,946 Ordinary shares
CBA Equities Limited ACN 003 485 952	Thursday, 21 January 2016	3,822.28		5,236 Ordinary shares
CBA Equities Limited ACN 003 485 952	Friday, 22 January 2016	5,206.74		7,084 Ordinary shares

CBA Equities Limited ACN 003 485 952	Friday, 22 January 2016	13,002.15		17,690 Ordinary shares
CBA Equities Limited ACN 003 485 952	Friday, 22 January 2016	1,927.91		2,623 Ordinary shares
CBA Equities Limited ACN 003 485 952	Friday, 22 January 2016	6,932.23		9,305 Ordinary shares
CBA Equities Limited ACN 003 485 952	Friday, 22 January 2016	661.57		891 Ordinary shares
CBA Equities Limited ACN 003 485 952	Friday, 22 January 2016	661.57		891 Ordinary shares
CBA Equities Limited ACN 003 485 952	Friday, 22 January 2016	3,686.03		5,015 Ordinary shares
CBA Equities Limited ACN 003 485 952	Friday, 22 January 2016	1,638.75		2,185 Ordinary shares
CBA Equities Limited ACN 003 485 952	Friday, 22 January 2016	1,716.00		2,288 Ordinary shares
CBA Equities Limited ACN 003 485 952	Friday, 22 January 2016	2,010.00		2,680 Ordinary shares
CBA Equities Limited ACN 003 485 952	Monday, 25 January 2016	1,005.66		1,332 Ordinary shares
CBA Equities Limited ACN 003 485 952	Monday, 25 January 2016	6,243.10		8,269 Ordinary shares
CBA Equities Limited ACN 003 485 952	Monday, 25 January 2016	1,079.96		1,421 Ordinary shares
CBA Equities Limited ACN 003 485 952	Monday, 25 January 2016	2,011.95		2,630 Ordinary shares
CBA Equities Limited ACN 003 485 952	Wednesday, 27 January 2016	12,000.00		15,000 Ordinary shares
CBA Equities Limited ACN 003 485 952	Wednesday, 27 January 2016	8,867.20		11,084 Ordinary shares
CBA Equities Limited ACN 003 485 952	Wednesday, 27 January 2016	40,176.80		50,221 Ordinary shares
CBA Equities Limited ACN 003 485 952	Wednesday, 27 January 2016	2,068.00		2,585 Ordinary shares
CBA Equities Limited ACN 003 485 952	Wednesday, 27 January 2016	5,747.20		7,184 Ordinary shares
CBA Equities Limited	Wednesday, 27 January	7,133.60		8,917 Ordinary shares

ACN 003 485 952	2016			
CBA Equities Limited ACN 003 485 952	Wednesday, 27 January 2016	836.80		1,046 Ordinary shares
CBA Equities Limited ACN 003 485 952	Wednesday, 27 January 2016	24,434.40		30,543 Ordinary shares
CBA Equities Limited ACN 003 485 952	Wednesday, 27 January 2016	153.60		192 Ordinary shares
CBA Equities Limited ACN 003 485 952	Wednesday, 27 January 2016	2,089.55		2,645 Ordinary shares
CBA Equities Limited ACN 003 485 952	Wednesday, 27 January 2016	2,011.35		2,530 Ordinary shares
CBA Equities Limited ACN 003 485 952	Wednesday, 27 January 2016	3,984.41		4,965 Ordinary shares
CBA Equities Limited ACN 003 485 952	Wednesday, 27 January 2016	2,471.20		3,089 Ordinary shares
CBA Equities Limited ACN 003 485 952	Wednesday, 27 January 2016	14,266.40		17,833 Ordinary shares
CBA Equities Limited ACN 003 485 952	Wednesday, 27 January 2016	3,984.41		4,965 Ordinary shares
CBA Equities Limited ACN 003 485 952	Thursday, 28 January 2016	11,680.55		14,510 Ordinary shares
CBA Equities Limited ACN 003 485 952	Thursday, 28 January 2016	4,088.60		5,079 Ordinary shares
CBA Equities Limited ACN 003 485 952	Thursday, 28 January 2016	18.52		23 Ordinary shares
CBA Equities Limited ACN 003 485 952	Thursday, 28 January 2016	4,336.53		5,387 Ordinary shares
CBA Equities Limited ACN 003 485 952	Thursday, 28 January 2016	0.81		1 Ordinary shares
CBA Equities Limited ACN 003 485 952	Thursday, 28 January 2016	1,946.80		2,480 Ordinary shares
CBA Equities Limited ACN 003 485 952	Thursday, 28 January 2016	3,798.45		4,793 Ordinary shares
CBA Equities Limited ACN 003 485 952	Thursday, 28 January 2016	3,950.61		4,985 Ordinary shares
CBA Equities Limited ACN 003 485 952	Thursday, 28 January 2016	3,950.61		4,985 Ordinary shares

CBA Equities Limited ACN 003 485 952	Friday, 29 January 2016	1,083.80		1,359 Ordinary shares
CBA Equities Limited ACN 003 485 952	Friday, 29 January 2016	788.73		989 Ordinary shares
CBA Equities Limited ACN 003 485 952	Friday, 29 January 2016	30,109.61		37,755 Ordinary shares
CBA Equities Limited ACN 003 485 952	Friday, 29 January 2016	15,052.81		18,875 Ordinary shares
CBA Equities Limited ACN 003 485 952	Friday, 29 January 2016	863.69		1,083 Ordinary shares
CBA Equities Limited ACN 003 485 952	Friday, 29 January 2016	3,054.42		3,830 Ordinary shares
CBA Equities Limited ACN 003 485 952	Friday, 29 January 2016	1,044.72		1,310 Ordinary shares
CBA Equities Limited ACN 003 485 952	Friday, 29 January 2016	797.50		1,000 Ordinary shares
CBA Equities Limited ACN 003 485 952	Friday, 29 January 2016	1,043.93		1,309 Ordinary shares
CBA Equities Limited ACN 003 485 952	Friday, 29 January 2016	724.13		908 Ordinary shares
CBA Equities Limited ACN 003 485 952	Friday, 29 January 2016	3,664.51		4,595 Ordinary shares
CBA Equities Limited ACN 003 485 952	Friday, 29 January 2016	3,640.59		4,565 Ordinary shares
CBA Equities Limited ACN 003 485 952	Friday, 29 January 2016	121.22		152 Ordinary shares
CBA Equities Limited ACN 003 485 952	Monday, 1 February 2016	120.75		150 Ordinary shares
CBA Equities Limited ACN 003 485 952	Monday, 1 February 2016	8,582.11		10,661 Ordinary shares
CBA Equities Limited ACN 003 485 952	Monday, 1 February 2016	8,709.30		10,819 Ordinary shares
CBA Equities Limited ACN 003 485 952	Monday, 1 February 2016	2,708.83		3,365 Ordinary shares
CBA Equities Limited ACN 003 485 952	Monday, 1 February 2016	1,318.59		1,638 Ordinary shares
CBA Equities Limited	Monday, 1 February	3,987.68		4,790 Ordinary shares

ACN 003 485 952	2016			
CBA Equities Limited ACN 003 485 952	Monday, 1 February 2016	3,097.88		3,755 Ordinary shares
CBA Equities Limited ACN 003 485 952	Monday, 1 February 2016	3,196.80		3,996 Ordinary shares
CBA Equities Limited ACN 003 485 952	Monday, 1 February 2016	42,168.80		52,711 Ordinary shares
CBA Equities Limited ACN 003 485 952	Monday, 1 February 2016	114,723.77		142,514 Ordinary shares
CBA Equities Limited ACN 003 485 952	Tuesday, 2 February 2016	30.21		38 Ordinary shares
CBA Equities Limited ACN 003 485 952	Tuesday, 2 February 2016	3,659.40		4,560 Ordinary shares
CBA Equities Limited ACN 003 485 952	Wednesday, 3 February 2016	3,996.83		4,965 Ordinary shares
CBA Equities Limited ACN 003 485 952	Wednesday, 3 February 2016	802.50		1,000 Ordinary shares
CBA Equities Limited ACN 003 485 952	Wednesday, 3 February 2016	1,219.80		1,520 Ordinary shares
CBA Equities Limited ACN 003 485 952	Wednesday, 3 February 2016	2,265.46		2,823 Ordinary shares
CBA Equities Limited ACN 003 485 952	Wednesday, 3 February 2016	3,996.45		4,980 Ordinary shares
CBA Equities Limited ACN 003 485 952	Wednesday, 3 February 2016	1,400.00		1,750 Ordinary shares
CBA Equities Limited ACN 003 485 952	Wednesday, 3 February 2016	1,124.00		1,405 Ordinary shares
CBA Equities Limited ACN 003 485 952	Wednesday, 3 February 2016	1,932.00		2,415 Ordinary shares
CBA Equities Limited ACN 003 485 952	Wednesday, 3 February 2016	0.79		1 Ordinary shares
CBA Equities Limited ACN 003 485 952	Wednesday, 3 February 2016	2,477.79		3,078 Ordinary shares
CBA Equities Limited ACN 003 485 952	Thursday, 4 February 2016	19,348.91		23,741 Ordinary shares
CBA Equities Limited ACN 003 485 952	Thursday, 4 February 2016	12,374.96		15,184 Ordinary shares

CBA Equities Limited ACN 003 485 952	Thursday, 4 February 2016	10,087.74		12,454 Ordinary shares
CBA Equities Limited ACN 003 485 952	Thursday, 4 February 2016	360.45		445 Ordinary shares
CBA Equities Limited ACN 003 485 952	Thursday, 4 February 2016	3,890.43		4,803 Ordinary shares
CBA Equities Limited ACN 003 485 952	Thursday, 4 February 2016	1,444.23		1,783 Ordinary shares
CBA Equities Limited ACN 003 485 952	Thursday, 4 February 2016	1,444.23		1,783 Ordinary shares
CBA Equities Limited ACN 003 485 952	Thursday, 4 February 2016	1,444.23		1,783 Ordinary shares
CBA Equities Limited ACN 003 485 952	Thursday, 4 February 2016	1,444.23		1,783 Ordinary shares
CBA Equities Limited ACN 003 485 952	Thursday, 4 February 2016	8.91		11 Ordinary shares
CBA Equities Limited ACN 003 485 952	Monday, 8 February 2016	1,764.80		2,206 Ordinary shares
CBA Equities Limited ACN 003 485 952	Monday, 8 February 2016	15,918.12		19,652 Ordinary shares
CBA Equities Limited ACN 003 485 952	Monday, 8 February 2016	1,107.27		1,367 Ordinary shares
CBA Equities Limited ACN 003 485 952	Monday, 8 February 2016	2,171.61		2,681 Ordinary shares
CBA Equities Limited ACN 003 485 952	Monday, 8 February 2016	680.40		840 Ordinary shares
CBA Equities Limited ACN 003 485 952	Tuesday, 9 February 2016	619.37		789 Ordinary shares
CBA Equities Limited ACN 003 485 952	Tuesday, 9 February 2016	733.98		935 Ordinary shares
CBA Equities Limited ACN 003 485 952	Tuesday, 9 February 2016	1,284.26		1,636 Ordinary shares
CBA Equities Limited ACN 003 485 952	Tuesday, 9 February 2016	2,410.74		3,071 Ordinary shares
CBA Equities Limited ACN 003 485 952	Tuesday, 9 February 2016	699.44		891 Ordinary shares
CBA Equities Limited	Tuesday, 9 February	699.44		891 Ordinary shares

ACN 003 485 952	2016			
CBA Equities Limited ACN 003 485 952	Tuesday, 9 February 2016	350.11		446 Ordinary shares
CBA Equities Limited ACN 003 485 952	Tuesday, 9 February 2016	2,103.80		2,680 Ordinary shares
CBA Equities Limited ACN 003 485 952	Tuesday, 9 February 2016	356.39		454 Ordinary shares
CBA Equities Limited ACN 003 485 952	Tuesday, 9 February 2016	46.32		59 Ordinary shares
CBA Equities Limited ACN 003 485 952	Wednesday, 10 February 2016	60.40		80 Ordinary shares
CBA Equities Limited ACN 003 485 952	Wednesday, 10 February 2016	33.22		44 Ordinary shares
CBA Equities Limited ACN 003 485 952	Wednesday, 10 February 2016	705.92		935 Ordinary shares
CBA Equities Limited ACN 003 485 952	Wednesday, 10 February 2016	52.09		69 Ordinary shares
CBA Equities Limited ACN 003 485 952	Wednesday, 10 February 2016	497.55		659 Ordinary shares
CBA Equities Limited ACN 003 485 952	Thursday, 11 February 2016	1,996.60		2,680 Ordinary shares
CBA Equities Limited ACN 003 485 952	Thursday, 11 February 2016	47,413.93		61,979 Ordinary shares
CBA Equities Limited ACN 003 485 952	Monday, 15 February 2016	104.52		134 Ordinary shares
CBA Equities Limited ACN 003 485 952	Monday, 15 February 2016	736.29		947 Ordinary shares
CBA Equities Limited ACN 003 485 952	Monday, 15 February 2016	3,016.70		3,880 Ordinary shares
CBA Equities Limited ACN 003 485 952	Monday, 15 February 2016	729.30		935 Ordinary shares
CBA Equities Limited ACN 003 485 952	Monday, 15 February 2016	150.54		193 Ordinary shares
CBA Equities Limited ACN 003 485 952	Monday, 15 February 2016	2,983.75		3,850 Ordinary shares
CBA Equities Limited ACN 003 485 952	Tuesday, 16 February 2016	1,580.36		1,827 Ordinary shares

CBA Equities Limited ACN 003 485 952	Tuesday, 16 February 2016	1,344.92		1,573 Ordinary shares
CBA Equities Limited ACN 003 485 952	Tuesday, 16 February 2016	681.43		797 Ordinary shares
CBA Equities Limited ACN 003 485 952	Wednesday, 17 February 2016	1,976.25		2,325 Ordinary shares
CBA Equities Limited ACN 003 485 952	Wednesday, 17 February 2016	21,946.15		25,819 Ordinary shares
CBA Equities Limited ACN 003 485 952	Wednesday, 17 February 2016	16,161.05		19,013 Ordinary shares
CBA Equities Limited ACN 003 485 952	Wednesday, 17 February 2016	51,260.95		60,307 Ordinary shares
CBA Equities Limited ACN 003 485 952	Wednesday, 17 February 2016	17.80		21 Ordinary shares
CBA Equities Limited ACN 003 485 952	Wednesday, 17 February 2016	46.61		55 Ordinary shares
CBA Equities Limited ACN 003 485 952	Wednesday, 17 February 2016	1,927.22		2,274 Ordinary shares
CBA Equities Limited ACN 003 485 952	Wednesday, 17 February 2016	44.07		52 Ordinary shares
CBA Equities Limited ACN 003 485 952	Wednesday, 4 November 2015	N/A		1,618,980 Ordinary shares (borrowed from Merrill Lynch International, see Annexure C)
CBA Equities Limited ACN 003 485 952	Friday, 4 December 2015	N/A		1,644,640 Ordinary shares (borrowed from Merrill Lynch International, see Annexure C)
CBA Equities Limited ACN 003 485 952	Tuesday, 8 December 2015	N/A		1,656,500 Ordinary shares (borrowed from Merrill Lynch International, see Annexure C)
CBA Equities Limited ACN 003 485 952	Wednesday, 9 December 2015	N/A		1,659,180 Ordinary shares (borrowed from Merrill Lynch International, see Annexure C)
CBA Equities Limited ACN 003 485 952	Wednesday, 16 December 2015	N/A		1,756,648 Ordinary shares (borrowed from Merrill Lynch International, see

				Annexure C)
CBA Equities Limited ACN 003 485 952	Thursday, 28 January 2016	N/A		515,672 Ordinary shares (borrowed from Merrill Lynch International, see Annexure C)
CBA Equities Limited ACN 003 485 952	Wednesday, 10 February 2016	N/A		1,473,351 Ordinary shares (borrowed from Merrill Lynch International, see Annexure C)
CBA Equities Limited ACN 003 485 952	Thursday, 11 February 2016	N/A		8 Ordinary shares (borrowed from Merrill Lynch International, see Annexure C)

Colonial First State Asset Management (Australia) Limited ACN 114 194 311

Holder of relevant interest	Date of acquisition	Consideration Cash	Consideration Non-Cash	Class and number of securities
Colonial First State Asset Management (Australia) Limited ACN 114 194 311	Monday, 7 December 2015	20,265.71		27,945 Ordinary shares
Colonial First State Asset Management (Australia) Limited ACN 114 194 311	Tuesday, 8 December 2015	106,214.79		142,781 Ordinary shares
Colonial First State Asset Management (Australia) Limited ACN 114 194 311	Wednesday, 9 December 2015	209,386.59		285,852 Ordinary shares
Colonial First State Asset Management (Australia) Limited ACN 114 194 311	Wednesday, 9 December 2015	242,846.03		327,639 Ordinary shares
Colonial First State Asset Management (Australia) Limited ACN 114 194 311	Thursday, 10 December 2015	897,569.34		1,152,503 Ordinary shares
Colonial First State Asset Management (Australia) Limited ACN 114 194 311	Thursday, 10 December 2015	15,577.23		19,907 Ordinary shares
Colonial First State Asset Management (Australia) Limited ACN	Monday, 14 December 2015	7,443.86		10,411 Ordinary shares

114 194 311				
Colonial First State Asset Management (Australia) Limited ACN 114 194 311	Monday, 14 December 2015	2,113.14		2,991 Ordinary shares
Colonial First State Asset Management (Australia) Limited ACN 114 194 311	Tuesday, 15 December 2015	46,652.05		62,486 Ordinary shares
Colonial First State Asset Management (Australia) Limited ACN 114 194 311	Tuesday, 15 December 2015	10,088.06		13,512 Ordinary shares
Colonial First State Asset Management (Australia) Limited ACN 114 194 311	Tuesday, 15 December 2015	89,421.66		123,767 Ordinary shares
Colonial First State Asset Management (Australia) Limited ACN 114 194 311	Tuesday, 15 December 2015	14,016.58		18,565 Ordinary shares
Colonial First State Asset Management (Australia) Limited ACN 114 194 311	Wednesday, 16 December 2015	81,958.58		108,082 Ordinary shares
Colonial First State Asset Management (Australia) Limited ACN 114 194 311	Wednesday, 16 December 2015	99,595.34		131,479 Ordinary shares
Colonial First State Asset Management (Australia) Limited ACN 114 194 311	Wednesday, 16 December 2015	300,213.16		396,321 Ordinary shares
Colonial First State Asset Management (Australia) Limited ACN 114 194 311	Thursday, 17 December 2015	35,887.52		48,210 Ordinary shares
Colonial First State Asset Management (Australia) Limited ACN 114 194 311	Tuesday, 5 January 2016	41,068.25		53,860 Ordinary shares
Colonial First State Asset Management (Australia) Limited ACN 114 194 311	Wednesday, 6 January 2016	90,298.70		121,762 Ordinary shares
Colonial First State Asset Management	Tuesday, 12 January	83,114.74		121,762 Ordinary shares

(Australia) Limited ACN 114 194 311	2016			
Colonial First State Asset Management (Australia) Limited ACN 114 194 311	Thursday, 14 January 2016	55,397.32		80,872 Ordinary shares
Colonial First State Asset Management (Australia) Limited ACN 114 194 311	Wednesday, 17 February 2016	36,689.03		42,836 Ordinary shares
Colonial First State Asset Management (Australia) Limited ACN 114 194 311	Tuesday, 15 December 2015	16,244.58		21,516 Ordinary shares
Colonial First State Asset Management (Australia) Limited ACN 114 194 311	Wednesday, 6 January 2016	11,063.74		14,951 Ordinary shares
Colonial First State Asset Management (Australia) Limited ACN 114 194 311	Monday, 7 December 2015	68,359.53		94,263 Ordinary shares
Colonial First State Asset Management (Australia) Limited ACN 114 194 311	Tuesday, 8 December 2015	358,280.84		481,625 Ordinary shares
Colonial First State Asset Management (Australia) Limited ACN 114 194 311	Wednesday, 9 December 2015	819,164.60		1,105,187 Ordinary shares
Colonial First State Asset Management (Australia) Limited ACN 114 194 311	Wednesday, 9 December 2015	706,297.74		964,229 Ordinary shares
Colonial First State Asset Management (Australia) Limited ACN 114 194 311	Thursday, 10 December 2015	52,545.66		67,151 Ordinary shares
Colonial First State Asset Management (Australia) Limited ACN 114 194 311	Thursday, 10 December 2015	3,027,663.66		3,887,601 Ordinary shares
Colonial First State Asset Management (Australia) Limited ACN 114 194 311	Monday, 14 December 2015	92,994.33		130,062 Ordinary shares

Colonial First State Asset Management (Australia) Limited ACN 114 194 311	Monday, 14 December 2015	26,399.08		37,366 Ordinary shares
Colonial First State Asset Management (Australia) Limited ACN 114 194 311	Tuesday, 15 December 2015	166,820.30		223,440 Ordinary shares
Colonial First State Asset Management (Australia) Limited ACN 114 194 311	Tuesday, 15 December 2015	36,074.97		48,319 Ordinary shares
Colonial First State Asset Management (Australia) Limited ACN 114 194 311	Tuesday, 15 December 2015	319,758.27		442,572 Ordinary shares
Colonial First State Asset Management (Australia) Limited ACN 114 194 311	Tuesday, 15 December 2015	50,122.18		66,387 Ordinary shares
Colonial First State Asset Management (Australia) Limited ACN 114 194 311	Wednesday, 16 December 2015	324,317.33		427,690 Ordinary shares
Colonial First State Asset Management (Australia) Limited ACN 114 194 311	Wednesday, 16 December 2015	1,073,520.67		1,417,189 Ordinary shares
Colonial First State Asset Management (Australia) Limited ACN 114 194 311	Wednesday, 16 December 2015	394,109.07		520,276 Ordinary shares
Colonial First State Asset Management (Australia) Limited ACN 114 194 311	Thursday, 17 December 2015	209,512.87		281,452 Ordinary shares
Colonial First State Asset Management (Australia) Limited ACN 114 194 311	Thursday, 31 December 2015	338,050.12		429,270 Ordinary shares
Colonial First State Asset Management (Australia) Limited ACN 114 194 311	Tuesday, 5 January 2016	99,852.42		130,954 Ordinary shares
Colonial First State Asset Management (Australia) Limited ACN	Wednesday, 6 January 2016	335,277.36		452,100 Ordinary shares

114 194 311				
Colonial First State Asset Management (Australia) Limited ACN 114 194 311	Tuesday, 12 January 2016	307,447.82		450,407 Ordinary shares
Colonial First State Asset Management (Australia) Limited ACN 114 194 311	Thursday, 14 January 2016	213,431.62		311,579 Ordinary shares
Colonial First State Asset Management (Australia) Limited ACN 114 194 311	Wednesday, 17 February 2016	190,903.57		222,888 Ordinary shares
Colonial First State Asset Management (Australia) Limited ACN 114 194 311	Monday, 7 December 2015	11,439.30		15,774 Ordinary shares
Colonial First State Asset Management (Australia) Limited ACN 114 194 311	Tuesday, 8 December 2015	59,954.62		80,595 Ordinary shares
Colonial First State Asset Management (Australia) Limited ACN 114 194 311	Wednesday, 9 December 2015	118,192.54		161,355 Ordinary shares
Colonial First State Asset Management (Australia) Limited ACN 114 194 311	Wednesday, 9 December 2015	137,079.01		184,942 Ordinary shares
Colonial First State Asset Management (Australia) Limited ACN 114 194 311	Thursday, 10 December 2015	8,792.95		11,237 Ordinary shares
Colonial First State Asset Management (Australia) Limited ACN 114 194 311	Thursday, 10 December 2015	506,651.46		650,554 Ordinary shares
Colonial First State Asset Management (Australia) Limited ACN 114 194 311	Monday, 14 December 2015	26,015.28		36,385 Ordinary shares
Colonial First State Asset Management (Australia) Limited ACN 114 194 311	Monday, 14 December 2015	7,385.04		10,453 Ordinary shares
Colonial First State Asset Management	Tuesday, 15 December	37,995.22		50,891 Ordinary shares

(Australia) Limited ACN 114 194 311	2015			
Colonial First State Asset Management (Australia) Limited ACN 114 194 311	Tuesday, 15 December 2015	8,216.33		11,005 Ordinary shares
Colonial First State Asset Management (Australia) Limited ACN 114 194 311	Tuesday, 15 December 2015	72,828.00		100,800 Ordinary shares
Colonial First State Asset Management (Australia) Limited ACN 114 194 311	Tuesday, 15 December 2015	11,415.60		15,120 Ordinary shares
Colonial First State Asset Management (Australia) Limited ACN 114 194 311	Wednesday, 16 December 2015	48,974.05		64,584 Ordinary shares
Colonial First State Asset Management (Australia) Limited ACN 114 194 311	Wednesday, 16 December 2015	59,512.23		78,564 Ordinary shares
Colonial First State Asset Management (Australia) Limited ACN 114 194 311	Wednesday, 16 December 2015	244,505.09		322,779 Ordinary shares
Colonial First State Asset Management (Australia) Limited ACN 114 194 311	Thursday, 17 December 2015	60,259.18		80,950 Ordinary shares
Colonial First State Asset Management (Australia) Limited ACN 114 194 311	Tuesday, 5 January 2016	151,560.60		198,768 Ordinary shares
Colonial First State Asset Management (Australia) Limited ACN 114 194 311	Monday, 2 November 2015	7,529.72		10,107 Ordinary shares
Colonial First State Asset Management (Australia) Limited ACN 114 194 311	Thursday, 5 November 2015	8,162.11		10,703 Ordinary shares
Colonial First State Asset Management (Australia) Limited ACN 114 194 311	Tuesday, 24 November 2015	1,856.54		2,492 Ordinary shares

Colonial First State Asset Management (Australia) Limited ACN 114 194 311	Wednesday, 25 November 2015	1,809.60		2,496 Ordinary shares
Colonial First State Asset Management (Australia) Limited ACN 114 194 311	Thursday, 10 December 2015	21,446.53		28,406 Ordinary shares
Colonial First State Asset Management (Australia) Limited ACN 114 194 311	Monday, 14 December 2015	44,830.50		62,700 Ordinary shares
Colonial First State Asset Management (Australia) Limited ACN 114 194 311	Thursday, 17 December 2015	38,085.14		51,121 Ordinary shares
Colonial First State Asset Management (Australia) Limited ACN 114 194 311	Friday, 8 January 2016	11,807.75		16,175 Ordinary shares
Colonial First State Asset Management (Australia) Limited ACN 114 194 311	Friday, 15 January 2016	11,392.01		17,003 Ordinary shares
Colonial First State Asset Management (Australia) Limited ACN 114 194 311	Monday, 25 January 2016	5,428.45		7,190 Ordinary shares
Colonial First State Asset Management (Australia) Limited ACN 114 194 311	Wednesday, 17 February 2016	9,743.55		11,463 Ordinary shares
Colonial First State Asset Management (Australia) Limited ACN 114 194 311	Tuesday, 2 February 2016	16,270.66		20,212 Ordinary shares
Colonial First State Asset Management (Australia) Limited ACN 114 194 311	Tuesday, 15 December 2015	52,238.20		72,302 Ordinary shares
Colonial First State Asset Management (Australia) Limited ACN 114 194 311	Tuesday, 15 December 2015	8,187.98		10,845 Ordinary shares
Colonial First State Asset Management (Australia) Limited ACN	Tuesday, 15 December 2015	5,892.91		7,893 Ordinary shares

114 194 311				
Colonial First State Asset Management (Australia) Limited ACN 114 194 311	Tuesday, 15 December 2015	27,253.14		36,503 Ordinary shares
Colonial First State Asset Management (Australia) Limited ACN 114 194 311	Wednesday, 16 December 2015	22,183.31		29,254 Ordinary shares
Colonial First State Asset Management (Australia) Limited ACN 114 194 311	Wednesday, 16 December 2015	26,956.40		35,586 Ordinary shares
Colonial First State Asset Management (Australia) Limited ACN 114 194 311	Wednesday, 16 December 2015	175,377.16		231,521 Ordinary shares
Colonial First State Asset Management (Australia) Limited ACN 114 194 311	Tuesday, 15 December 2015	21,617.92		28,633 Ordinary shares
Colonial First State Asset Management (Australia) Limited ACN 114 194 311	Tuesday, 15 December 2015	137,918.02		190,890 Ordinary shares
Colonial First State Asset Management (Australia) Limited ACN 114 194 311	Tuesday, 15 December 2015	15,559.14		20,840 Ordinary shares
Colonial First State Asset Management (Australia) Limited ACN 114 194 311	Tuesday, 15 December 2015	71,952.83		96,374 Ordinary shares
Colonial First State Asset Management (Australia) Limited ACN 114 194 311	Wednesday, 16 December 2015	58,558.96		77,224 Ordinary shares
Colonial First State Asset Management (Australia) Limited ACN 114 194 311	Wednesday, 16 December 2015	71,161.06		93,942 Ordinary shares
Colonial First State Asset Management (Australia) Limited ACN 114 194 311	Wednesday, 16 December 2015	463,029.45		611,260 Ordinary shares
Colonial First State Asset Management	Thursday, 21 January	40,520.24		55,944 Ordinary shares

(Australia) Limited ACN 114 194 311	2016			
Colonial First State Asset Management (Australia) Limited ACN 114 194 311	Tuesday, 2 February 2016	22,123.34		27,544 Ordinary shares
Colonial First State Asset Management (Australia) Limited ACN 114 194 311	Tuesday, 15 December 2015	3,815.77		5,054 Ordinary shares
Colonial First State Asset Management (Australia) Limited ACN 114 194 311	Monday, 21 December 2015	1,906.52		2,476 Ordinary shares
Colonial First State Asset Management (Australia) Limited ACN 114 194 311	Monday, 7 December 2015	7,914.83		10,914 Ordinary shares
Colonial First State Asset Management (Australia) Limited ACN 114 194 311	Tuesday, 8 December 2015	41,481.35		55,762 Ordinary shares
Colonial First State Asset Management (Australia) Limited ACN 114 194 311	Wednesday, 9 December 2015	81,774.10		111,637 Ordinary shares
Colonial First State Asset Management (Australia) Limited ACN 114 194 311	Wednesday, 9 December 2015	94,840.99		127,956 Ordinary shares
Colonial First State Asset Management (Australia) Limited ACN 114 194 311	Thursday, 10 December 2015	350,537.88		450,100 Ordinary shares
Colonial First State Asset Management (Australia) Limited ACN 114 194 311	Thursday, 10 December 2015	6,083.94		7,775 Ordinary shares
Colonial First State Asset Management (Australia) Limited ACN 114 194 311	Monday, 14 December 2015	16,546.53		23,142 Ordinary shares
Colonial First State Asset Management (Australia) Limited ACN 114 194 311	Monday, 14 December 2015	4,697.52		6,649 Ordinary shares

Colonial First State Asset Management (Australia) Limited ACN 114 194 311	Tuesday, 15 December 2015	5,678.64		7,606 Ordinary shares
Colonial First State Asset Management (Australia) Limited ACN 114 194 311	Tuesday, 15 December 2015	26,260.91		35,174 Ordinary shares
Colonial First State Asset Management (Australia) Limited ACN 114 194 311	Tuesday, 15 December 2015	50,335.85		69,669 Ordinary shares
Colonial First State Asset Management (Australia) Limited ACN 114 194 311	Tuesday, 15 December 2015	7,889.75		10,450 Ordinary shares
Colonial First State Asset Management (Australia) Limited ACN 114 194 311	Wednesday, 16 December 2015	112,414.94		148,246 Ordinary shares
Colonial First State Asset Management (Australia) Limited ACN 114 194 311	Wednesday, 16 December 2015	136,606.79		180,339 Ordinary shares
Colonial First State Asset Management (Australia) Limited ACN 114 194 311	Wednesday, 16 December 2015	168,990.68		223,090 Ordinary shares
Colonial First State Asset Management (Australia) Limited ACN 114 194 311	Thursday, 14 January 2016	8,872.80		12,953 Ordinary shares
Colonial First State Asset Management (Australia) Limited ACN 114 194 311	Monday, 15 February 2016	187,652.08		243,704 Ordinary shares
Colonial First State Asset Management (Australia) Limited ACN 114 194 311	Wednesday, 17 February 2016	45,689.99		53,345 Ordinary shares
Colonial First State Asset Management (Australia) Limited ACN 114 194 311	Friday, 18 December 2015	37,389.35		48,263 Ordinary shares
Colonial First State Asset Management (Australia) Limited ACN	Wednesday, 4 November 2015	4,000.92		5,196 Ordinary shares

114 194 311				
Colonial First State Asset Management (Australia) Limited ACN 114 194 311	Tuesday, 15 December 2015	8,487.71		11,242 Ordinary shares
Colonial First State Asset Management (Australia) Limited ACN 114 194 311	Friday, 18 December 2015	5,130.84		6,623 Ordinary shares

Colonial First State Investments Limited (Note 1) ACN 002 348 352

Holder of relevant interest	Date of acquisition	Consideration Cash	Consideration Non-Cash	Class and number of securities
Colonial First State Investments Limited (Note 1) ACN 002 348 352	Friday, 16 October 2015	1,511.07		2,215 Ordinary shares
Colonial First State Investments Limited (Note 1) ACN 002 348 352	Monday, 19 October 2015	5,541.18		8,359 Ordinary shares
Colonial First State Investments Limited (Note 1) ACN 002 348 352	Wednesday, 21 October 2015	8,472.23		12,769 Ordinary shares
Colonial First State Investments Limited (Note 1) ACN 002 348 352	Friday, 23 October 2015	8,780.72		12,746 Ordinary shares
Colonial First State Investments Limited (Note 1) ACN 002 348 352	Thursday, 7 January 2016	5,309.93		7,137 Ordinary shares
Colonial First State Investments Limited (Note 1) ACN 002 348 352	Friday, 8 January 2016	5,228.57		7,137 Ordinary shares
Colonial First State Investments Limited (Note 1) ACN 002 348 352	Monday, 11 January 2016	2,661.55		3,710 Ordinary shares
Colonial First State Investments Limited (Note 1) ACN 002 348 352	Wednesday, 13 January 2016	7,276.12		10,390 Ordinary shares

Colonial First State Investments Limited (Note 1) ACN 002 348 352	Thursday, 14 January 2016	1,811.15		2,639 Ordinary shares
Colonial First State Investments Limited (Note 1) ACN 002 348 352	Friday, 15 January 2016	4,091.54		6,049 Ordinary shares
Colonial First State Investments Limited (Note 1) ACN 002 348 352	Tuesday, 19 January 2016	13,190.32		18,846 Ordinary shares
Colonial First State Investments Limited (Note 1) ACN 002 348 352	Friday, 29 January 2016	2,035.71		2,544 Ordinary shares
Colonial First State Investments Limited (Note 1) ACN 002 348 352	Tuesday, 2 February 2016	1,263.79		1,552 Ordinary shares
Colonial First State Investments Limited (Note 1) ACN 002 348 352	Tuesday, 2 February 2016	14,932.39		18,724 Ordinary shares
Colonial First State Investments Limited (Note 1) ACN 002 348 352	Thursday, 4 February 2016	18,800.14		23,014 Ordinary shares
Colonial First State Investments Limited (Note 1) ACN 002 348 352	Wednesday, 10 February 2016	1,727.33		2,327 Ordinary shares
Colonial First State Investments Limited (Note 1) ACN 002 348 352	Friday, 4 December 2015	2,450.88		3,552 Ordinary shares
Colonial First State Investments Limited (Note 1) ACN 002 348 352	Thursday, 17 December 2015	174,193.26		227,258 Ordinary shares
Colonial First State Investments Limited (Note 1) ACN 002 348 352	Tuesday, 19 January 2016	67,622.77		96,756 Ordinary shares
Colonial First State Investments Limited (Note 1) ACN 002 348	Wednesday, 13 January 2016	87,957.20		127,014 Ordinary shares

352				
Colonial First State Investments Limited (Note 1) ACN 002 348 352	Wednesday, 13 January 2016	295,687.80		426,986 Ordinary shares
Colonial First State Investments Limited (Note 1) ACN 002 348 352	Friday, 6 November 2015	N/A		56,508 Ordinary shares (borrowed from UBS AG (Agreement 2), see Annexure C)
Colonial First State Investments Limited (Note 1) ACN 002 348 352	Monday, 1 February 2016	N/A		32,408 Ordinary shares (borrowed from UBS AG (Agreement 2), see Annexure C)
Colonial First State Investments Limited (Note 1) ACN 002 348 352	Monday, 15 February 2016	N/A		29,869 Ordinary shares (borrowed from UBS AG (Agreement 2), see Annexure C)
Colonial First State Investments Limited (Note 1) ACN 002 348 352	Monday, 21 December 2015	50,736.92		65,577 Ordinary shares
Colonial First State Investments Limited (Note 1) ACN 002 348 352	Wednesday, 17 February 2016	1,075,821.30		1,250,955 Ordinary shares
Colonial First State Investments Limited (Note 1) ACN 002 348 352	Wednesday, 13 January 2016	211,678.98		291,971 Ordinary shares
Colonial First State Investments Limited (Note 1) ACN 002 348 352	Friday, 15 January 2016	11,320.23		16,736 Ordinary shares
Colonial First State Investments Limited (Note 1) ACN 002 348 352	Tuesday, 19 January 2016	4,704.73		6,722 Ordinary shares
Colonial First State Investments Limited (Note 1) ACN 002 348 352	Thursday, 21 January 2016	15,476.79		21,436 Ordinary shares
Colonial First State Investments Limited (Note 1) ACN 002 348 352	Wednesday, 27 January 2016	16,312.77		20,558 Ordinary shares
Colonial First State Investments Limited	Thursday, 28 January	27,153.07		34,228 Ordinary shares


(Note 1) ACN 002 348 352	2016			
Colonial First State Investments Limited (Note 1) ACN 002 348 352	Friday, 29 January 2016	27,804.55		34,747 Ordinary shares
Colonial First State Investments Limited (Note 1) ACN 002 348 352	Tuesday, 2 February 2016	944.59		1,160 Ordinary shares
Colonial First State Investments Limited (Note 1) ACN 002 348 352	Tuesday, 2 February 2016	11,167.39		14,003 Ordinary shares
Colonial First State Investments Limited (Note 1) ACN 002 348 352	Monday, 8 February 2016	6,243.20		7,804 Ordinary shares
Colonial First State Investments Limited (Note 1) ACN 002 348 352	Wednesday, 10 February 2016	8,213.55		11,065 Ordinary shares
Colonial First State Investments Limited (Note 1) ACN 002 348 352	Friday, 6 November 2015	141,235.07		182,380 Ordinary shares
Colonial First State Investments Limited (Note 1) ACN 002 348 352	Tuesday, 24 November 2015	118,155.39		158,747 Ordinary shares
Colonial First State Investments Limited (Note 1) ACN 002 348 352	Thursday, 10 December 2015	258,282.11		336,919 Ordinary shares
Colonial First State Investments Limited (Note 1) ACN 002 348 352	Wednesday, 16 December 2015	279,679.80		365,308 Ordinary shares
Colonial First State Investments Limited (Note 1) ACN 002 348 352	Wednesday, 13 January 2016	39,750.48		57,039 Ordinary shares
Colonial First State Investments Limited (Note 1) ACN 002 348 352	Friday, 12 February 2016	51,609.99		66,835 Ordinary shares

Avanteos Investments Limited ACN 096 259 979

Holder of relevant interest	Date of acquisition	Consideration Cash	Consideration Non-Cash	Class and number of securities
Avanteos Investments Limited ACN 096 259 979	Friday, 27 November 2015	5,281.20		7,335 Ordinary shares

Annexure C

This is annexure C referred to in Form 603, Notice of initial substantial holder dated **17/02/2016**



Carla Collingwood Company Secretary Dated the 19 February 2016

Commonwealth Bank of Australia will, if requested by the company or responsible entity to whom this form must be given or by the Australian Securities and Investments Commission (ASIC), give a copy of one or more of the following agreements to the company, responsible entity or ASIC (as appropriate).

Merrill Lynch International

Type of agreement:	Global Master Securities Lending Agreement
Parties to agreement:	(1) Commonwealth Bank of Australia and (2) Merrill Lynch International
Can the parties exercise voting rights attaching to the securities?	No
If yes, in what circumstances?	N/A
Date on which the securities were (or are) expected to be delivered to the borrower or its nominee (ie borrow date):	The dates indicated in Annexure B on which securities were borrowed.
Scheduled date (if any) when the securities are expected to be returned to the borrower or its nominee (ie return date):	Any particular day.
Does the borrower have the right to return the securities early? [Yes/No]	Yes
If yes, in which circumstances?	At any time subject to giving notice.
Does the lender have the right to recall the securities early (ie before the scheduled return date)? [Yes/No]	Yes
If yes, in which circumstances?	At any time subject to giving notice.
Are there circumstances in which the borrower will not be required to return the securities on settlement? [Yes/No]	No
If yes, in which circumstances?	N/A

Citigroup Global Markets Australia Pty Ltd

Type of agreement:	Australian Master Securities Lending Agreement
--------------------	--

Parties to agreement:	(1) Commonwealth Bank of Australia and (2) Citigroup Global Markets Australia Pty Ltd
Can the parties exercise voting rights attaching to the securities?	Yes
If yes, in what circumstances?	In limited circumstances where a number of conditions are met and voting is administratively possible, CBA may be required to exercise voting rights as instructed by the lender.
Date on which the securities were (or are) expected to be delivered to the borrower or its nominee (ie borrow date):	The dates indicated in Annexure B on which securities were borrowed.
Scheduled date (if any) when the securities are expected to be returned to the borrower or its nominee (ie return date):	Any particular day.
Does the borrower have the right to return the securities early? [Yes/No]	Yes
If yes, in which circumstances?	At any time subject to giving notice.
Does the lender have the right to recall the securities early (ie before the scheduled return date)? [Yes/No]	Yes
If yes, in which circumstances?	At any time subject to giving notice.
Are there circumstances in which the borrower will not be required to return the securities on settlement? [Yes/No]	No
If yes, in which circumstances?	N/A

Barclays Capital Securities Ltd

Type of agreement:	Global Master Securities Lending Agreement
Parties to agreement:	(1) Commonwealth Bank of Australia and (2) Barclays Capital Securities Ltd
Can the parties exercise voting rights attaching to the securities?	No
If yes, in what circumstances?	N/A
Date on which the securities were (or are) expected to be delivered to the borrower or its nominee (ie borrow date):	The dates indicated in Annexure B on which securities were borrowed.
Scheduled date (if any) when the securities are expected to be returned to the borrower or its nominee (ie return date):	Any particular day.
Does the borrower have the right to return the securities early? [Yes/No]	Yes

If yes, in which circumstances?	At any time subject to giving notice.
Does the lender have the right to recall the securities early (ie before the scheduled return date)? [Yes/No]	Yes
If yes, in which circumstances?	At any time subject to giving notice.
Are there circumstances in which the borrower will not be required to return the securities on settlement? [Yes/No]	No
If yes, in which circumstances?	N/A

UBS AG (Agreement 2)

Type of agreement:	Australian Master Securities Lending Agreement
Parties to agreement:	(1) UBS AG; and (2) Colonial First State Investments Limited
Can the parties exercise voting rights attaching to the securities?	No
If yes, in what circumstances?	N/A
Date on which the securities were (or are) expected to be delivered to the borrower or its nominee (ie borrow date):	The dates indicated in Annexure B on which securities were borrowed.
Scheduled date (if any) when the securities are expected to be returned to the borrower or its nominee (ie return date):	Any particular day.
Does the borrower have the right to return the securities early? [Yes/No]	Yes
If yes, in which circumstances?	At any time subject to giving notice.
Does the lender have the right to recall the securities early (ie before the scheduled return date)? [Yes/No]	Yes
If yes, in which circumstances?	At any time subject to giving notice.
Are there circumstances in which the borrower will not be required to return the securities on settlement? [Yes/No]	No
If yes, in which circumstances?	N/A

Macquarie Bank Limited

Type of agreement:	Australian Master Securities Lending Agreement
Parties to agreement:	(1) Commonwealth Securities Limited and (2) Macquarie Bank Limited

Can the parties exercise voting rights attaching to the securities?	Yes
If yes, in what circumstances?	In limited circumstances where a number of conditions are met and voting is administratively possible, CBA may be required to exercise voting rights as instructed by the lender.
Date on which the securities were (or are) expected to be delivered to the borrower or its nominee (ie borrow date):	The dates indicated in Annexure B on which securities were borrowed.
Scheduled date (if any) when the securities are expected to be returned to the borrower or its nominee (ie return date):	Any particular day.
Does the borrower have the right to return the securities early? [Yes/No]	Yes
If yes, in which circumstances?	At any time subject to giving notice.
Does the lender have the right to recall the securities early (ie before the scheduled return date)? [Yes/No]	Yes
If yes, in which circumstances?	At any time subject to giving notice.
Are there circumstances in which the borrower will not be required to return the securities on settlement? [Yes/No]	No
If yes, in which circumstances?	N/A