



WORLD CLASS FERTILISER PRODUCTS FROM WORLD CLASS ASSETS

PRESENTATION
August 2014

This presentation is for information purposes only. Neither this presentation nor the information contained in it constitutes an offer, invitation, solicitation or recommendation in relation to the purchase or sale of shares in any jurisdiction.

This presentation may not be distributed in any jurisdiction except in accordance with the legal requirements applicable in such jurisdiction. Recipients should inform themselves of the restrictions that apply in their own jurisdiction. A failure to do so may result in a violation of securities laws in such jurisdiction.

This presentation does not constitute financial product advice and has been prepared without taking into account the recipients investment objectives, financial circumstances or particular needs and the opinions and recommendations in this presentation are not intended to represent recommendations to particular persons. Recipients should seek professional advice when deciding if an investment is appropriate. All securities transactions involve risks which include, amongst others, the risk of adverse or unanticipated market, financial or political developments.

Certain statements contained in this presentation, including information as to the future financial or operating performance of Potash West NL ("Potash West" or "the Company") and its projects, are forward-looking statements. Such forward-looking statements are necessarily based upon a number of estimates and assumptions that, whilst considered reasonable by Potash West, are inherently subject to significant technical, business, economic, competitive, political and social uncertainties and contingencies; involve known and unknown risks and uncertainties that could cause actual events or results to differ materially from estimated or anticipated events or results reflected in such forward-looking statements; and may include, among other things, statements regarding targets, estimates and assumptions in respect of potash and phosphate production and prices, operating costs and results, capital expenditures, ore reserves and mineral resources and anticipated grades and recovery rates, and are or may be based on assumptions and estimates related to future technical, economic, market, political, social and other conditions.

Potash West disclaims any intent or obligation to update publicly any forward-looking statements, whether as a result of new information, future events or results or otherwise. The words "believe", "expect", "anticipate", "indicate", "contemplate", "target", "plan", "intends", "continue", "budget", "estimate", "may", "will", "schedule" and other similar expressions identify forward-looking statements. All forward-looking statements made in this presentation are qualified by the foregoing cautionary statements. Investors are cautioned that forward looking statements are not guarantees of future performance and accordingly investors are cautioned not to put undue reliance on forward-looking statements due to the inherent uncertainty therein.

Many known and unknown factors could cause actual events or results to differ materially from estimated or anticipated events or results reflected in such forward-looking statements. Such factors include, but are not limited to: competition; mineral prices; ability to meet additional funding requirements; exploration, development and operating risks; uninsurable risks; uncertainties inherent in ore reserve and resource estimates; dependence on third party smelting facilities; factors associated with foreign operations and related regulatory risks; environmental regulation and liability; currency risks; effects of inflation on results of operations; factors relating to title to properties; native title and aboriginal heritage issues; dependence on key personnel; and share price volatility and also include unanticipated and unusual events, many of which are beyond the Company's ability to control or predict.



Information in the presentation that relates to the Mineral Resource estimate for Dinner Hill is fully described in the ASX release of 11 October 2012. Information relating to the Dinner Hill Extended Exploration Target was released to the ASX on 07 May 2013. Information relating to the phosphate Mineral Resource estimate for Dinner Hill was released to the ASX on 23 September 2013. The Company is not aware of any new information or data that materially affects the information included in this presentation. All material assumptions and technical parameters underpinning the Mineral Resource estimates and Exploration Target in this presentation continue to apply and have not materially changed.

The K-Max Scoping Study referred to in this presentation was fully described in the ASX release of 10 January 2013 and the Phosphate Scoping Study was released on 19 September 2013. Both are based on low-level technical and economic assessments, and are insufficient to support estimation of Ore Reserves or to provide assurance of an economic development case at this stage, or to provide certainty that the conclusions of the Scoping Study will be realised. All material assumptions and technical parameters used in the Scoping Studies, and included in this presentation, continue to apply and have not materially changed. Potash West has concluded that it has a reasonable basis for including the forward looking statements provided in this presentation.

Competent Persons statements

The information in this report that relates to the estimation of Exploration Targets and Mineral Resources is based on and fairly represents information and supporting documentation prepared by J.J.G. Doepel, who is a member of the Australasian Institute of Mining and Metallurgy. Mr Doepel, Principal Geologist of the independent consultancy Continental Resource Management Pty Ltd, has sufficient experience relevant to the style of mineralisation and type of deposit under consideration. He is qualified as a Competent Person as defined in the 2012 edition of the “Australasian Code for Reporting of Exploration Results, Mineral Resources and Ore Reserves”. This report is issued with Mr Doepel’s consent as to the form and context in which the Mineral Resource appears

The information in this report that relates to reporting of Exploration Results based on and fairly represents information and supporting documentation prepared by Lindsay Cahill, who is a member of the Australasian Institute of Mining and Metallurgy and the Australian Institute of Geoscience. Mr Cahill is a consultant to the mineral industry and has sufficient experience relevant to the style of mineralisation and type of deposit under consideration. He is qualified as a Competent Person as defined in the 2012 edition of the “Australasian Code for Reporting of Exploration Results, Mineral Resources and Ore Reserves”. Mr Cahill consents to the inclusion in this report of the matters based on information in the form and context in which it appears.

The metallurgical information in this report is based on and fairly represents information and supporting documentation compiled by Gary Johnson, who is a Member of the Australasian Institute of Mining and Metallurgy. Mr Johnson has sufficient experience relevant to the activity being undertaken to qualify as a Competent Person as defined in the 2012 Edition of the “Australasian Code for Reporting of Exploration Results, Mineral Resources and Ore Reserves”. Mr. Johnson is a Non-executive Director of Potash West and Managing Director of Strategic Metallurgy Pty Ltd. This report is issued with Mr. Johnson’s consent as to the form and context in which the results appear.

Photo’s courtesy of IPI: www.ipipotash.org:
International Potash Institute (IPI) , Horgen , Switzerland



Agenda

- **Company Snapshot**
- **Fertiliser Overview**
- **South Harz Project, Germany**
- **Dandaragan Trough Project, Western Australia**
 - **Phosphate**
 - **K-Max**
- **Value Proposition**



CORPORATE SNAPSHOT

ASX CODE	PWN
SHARE PRICE – 4 AUG 2014	AU\$0.04
MARKET CAP.	AU\$5.7M
SHARES ON ISSUE ⁽¹⁾	138 M
12 MONTH RANGE	4c – 28c
TOP 20 SHAREHOLDERS	48%
MGMT AND DIRECTORS	25%

(1) Plus 36M partly paid and 13M options, fully diluted =187 M shares

BOARD

Adrian Griffin – Chairman

- Mine production and corporate management. Founding director of Washington Resources, Ferrum Crescent and Northern Minerals, MD Cobre Montana

Patrick McManus– Managing Director

- Industrial minerals specialist, project development and minerals marketing. Rio Tinto, RGC and Cable Sands. Founding Director and ex MD Corvette Resources

George Sakalidis – Non-executive Director

- Founding Director and ED Image Resources, Magnetic Resources & Meteoric Resources

Gary Johnson - Non-executive Director

- Process and extraction specialist. Deep hydrometallurgical experience. Developed Activox Process. Director Hard Creek Nickel (TSX) and Antipa Resources (ASX)



INVESTMENT CASE

- ❑ **Creating opportunities in the global fertiliser industry:**
- ❑ **Exploring a brown-fields potash project in Germany**
 - ❑ Long established potash field with established infrastructure
 - ❑ Close to existing producers and end-users
 - ❑ Significant near-term exploration potential
- ❑ **Exploring one of the world's largest glauconite deposits, 150 km from Perth, close to markets in WA and SE Asia.**
 - ❑ Low capex, low risk route to cashflow through phosphate production first. Low impact mining. High value potash project
 - ❑ Scale large enough to attract JV partners in fertiliser industry



FERTILISER BUSINESS

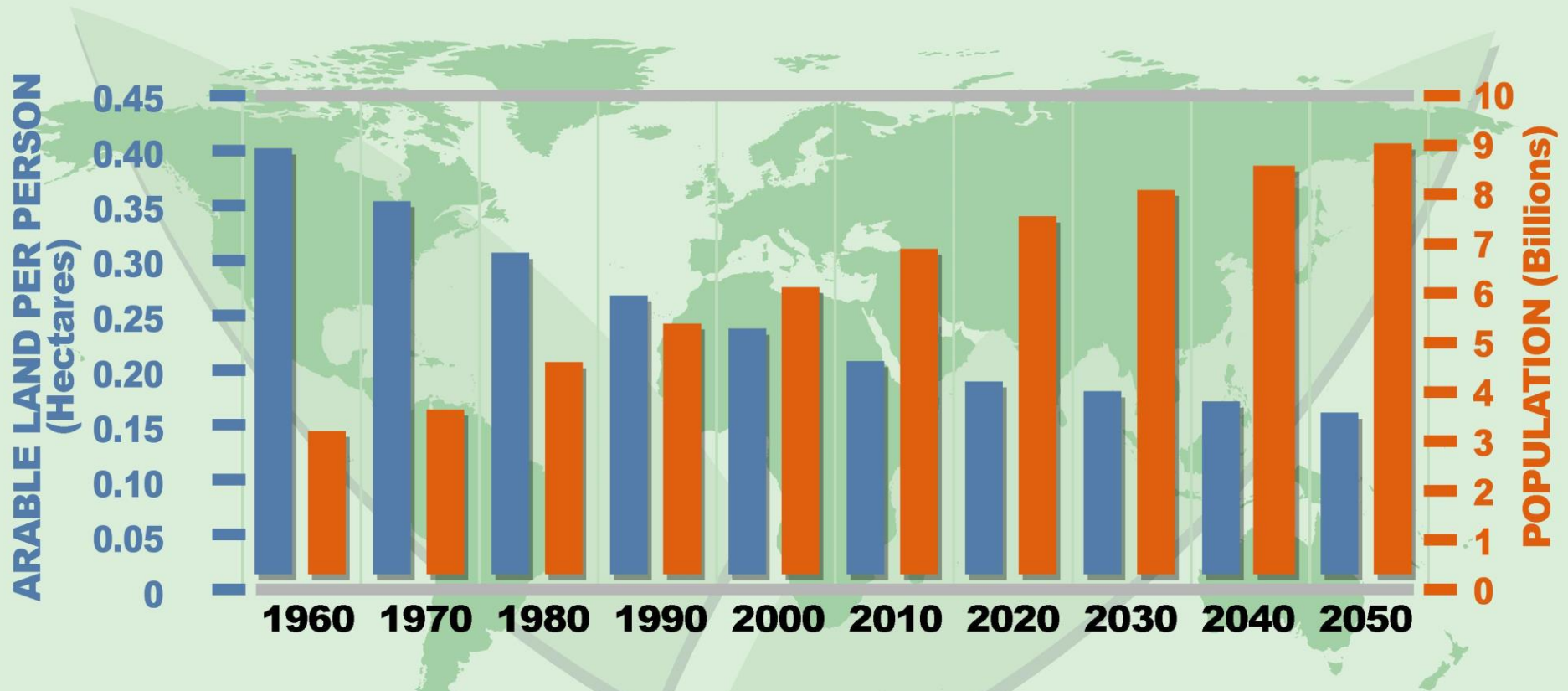
- ❑ **3 Fertiliser bulk commodities,**
 - ❑ **N, Nitrogen, promotes green growth**
 - ❑ **P, Phosphorous, promotes plants yield potential**
 - ❑ **K, Potassium, enables plants to take up nutrients from soil and air**
- ❑ **3 Minors, Ca, S and Mg**
- ❑ **Most soils deficient in NPK**
- ❑ **Not interchangeable**
 - ❑ **Different crops = different ratios, eg**
 - ❑ **Bananas 3,000 kg of potash per ha. per year**
 - ❑ **Wheat 500kg per ha. per year**



FERTILISER BUSINESS

- ❑ **Forecast value of US\$172B in 2015,**
- ❑ **Fertiliser wholesalers mix products for region, from bulk raw materials:**
 - ❑ **Nitrogen (109 Mtpa, N): from air, gas and coal**
 - ❑ **Urea**
 - ❑ **Ammonia Nitrate**
 - ❑ **Phosphates (41Mtpa, P): mined from rock phosphate deposits**
 - ❑ **Superphosphate**
 - ❑ **Phosphoric Acid**
 - ❑ **MAPs& DAPs**
 - ❑ **Potash (28Mtpa, K, 55Mtpa MOP/SOP)**
 - ❑ **Salt lake brines**
 - ❑ **Ancient buried seabeds**

POPULATION DYNAMICS



“The challenge is clear. With nearly 1 billion people already suffering from hunger and malnutrition in some of the fastest growing areas of the world, the challenge of doubling food production by 2050 will become more difficult as key resources become increasingly scarce and a changing climate creates unforeseen obstacles.

Undoubtedly, the world is going to have to produce more. But it cannot do so at the expense of the land or environment. We must produce more with less.”

(Hugh Grant, Forbes October 2011)



EAST EXPLORATION



- ❑ Earning 55% interest in a JV in Germany
- ❑ Counterparty, private interests
- ❑ Close to existing producers
- ❑ Expenditure \$350,000, to:
 - ❑ Apply for 2 licences, 450km²
 - ❑ Review available geological data
 - ❑ Gain 55% of project
- ❑ Working with Ercosplan, world renowned potash consultants, who have worked in this region for many years



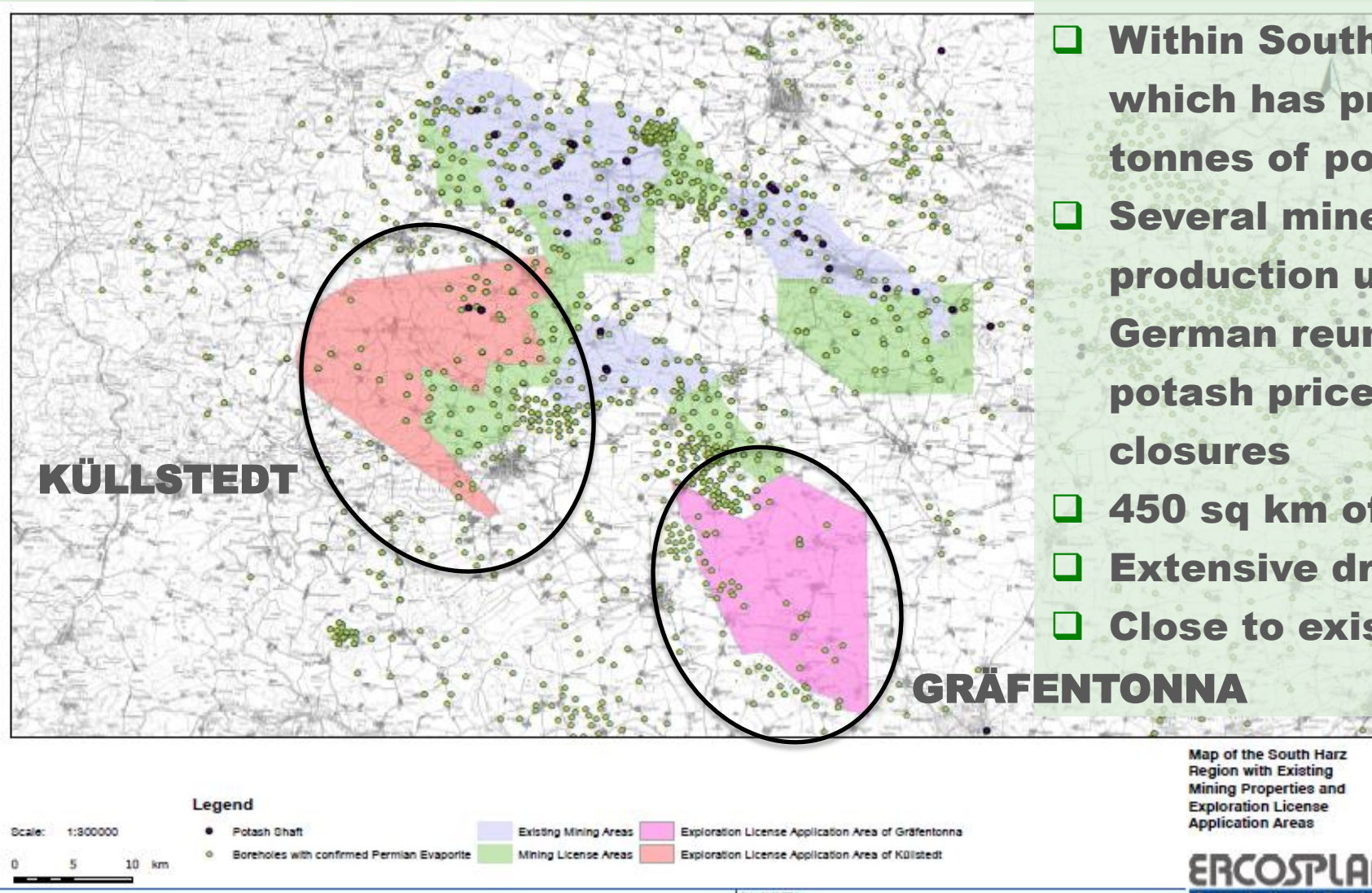
POTASH MINES IN GERMANY



- ❑ Germany has a long history of potash mining
- ❑ Extensive deposits, in Zechstein beds laid down in Permian Period
- ❑ 4th largest producer in world
- ❑ Western Europe is a net importer of potash
- ❑ Extensive expertise exists within Germany
- ❑ Established infrastructure to service regional and global markets



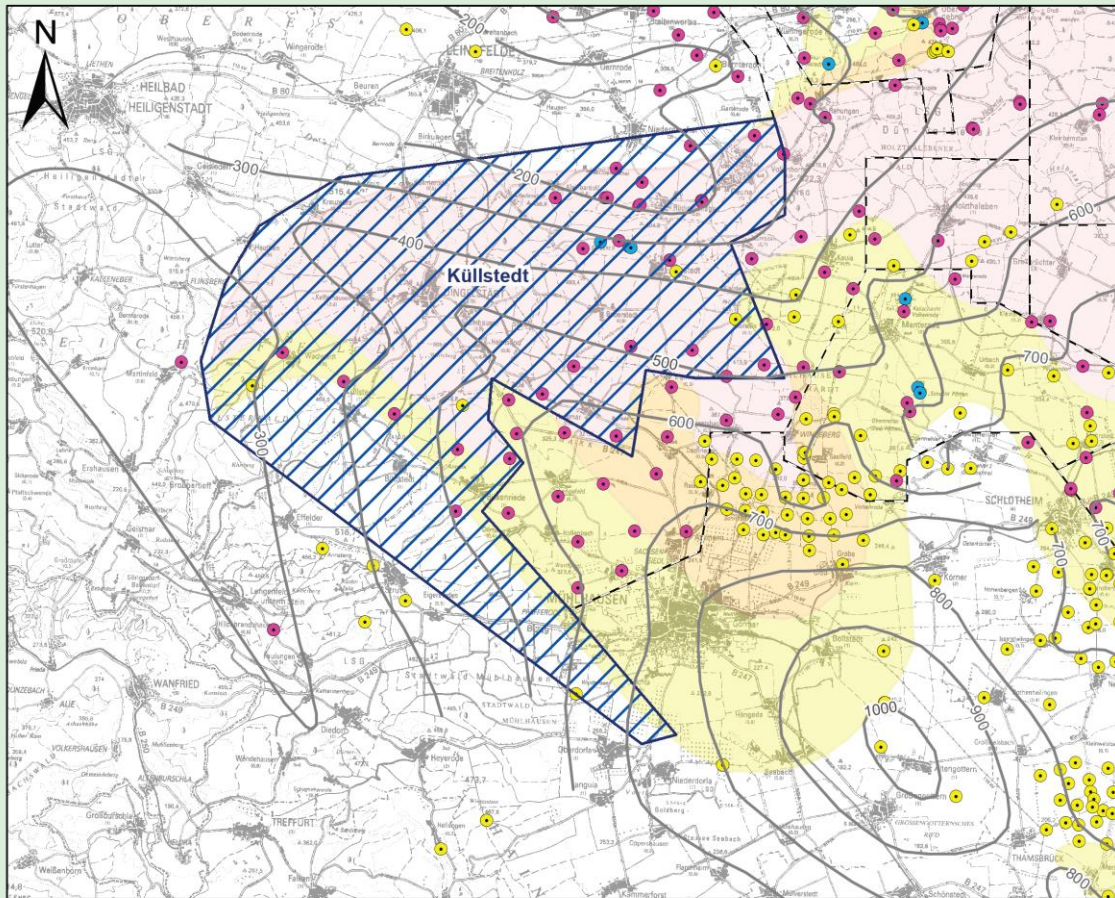
KÜLLSTEDT AND GRÄFENTONNA APPLICATIONS



- ❑ Within South Harz region, which has produced 100m tonnes of potash
- ❑ Several mines in production up till 1990s, German reunification. Low potash prices caused closures
- ❑ 450 sq km of application
- ❑ Extensive drilling
- ❑ Close to existing mines



KÜLLSTEDT APPLICATION



- Legend:**
- Küllstedt, target for first evaluation.**
 - Isoline Depth Top Potash Horizon
 - Facies Distribution (SEIDEL, 2003)**
 - Carnallite
 - Sylvinite, predominantly
 - Sylvinite+Carnallite
 - Exploration License Area
 - Existing Property (Potash & Rock Salt)
 - Exploration Drill Hole for Oil/Natural Gas
 - Exploration Drill Hole for Potash Salts
 - Potash Shaft
- Scale:** 1:200000
- 0 5,000 [m]
- Map of Exploration License Area "Küllstedt"**
- ERCOSPLAN**
Geotechnik und Bergbau
- Küllstedt, target for first evaluation.**
- Ercosplan to review all data on application area**
- Several drillholes intersecting potash, over large area of licence, suggests large tonnage potential.**
- First targets 200 to 500m to top of potash.**
- Expected completion December qtr.**

14 August 2014
 @@@@GIS@@@GIS_Projekte\THUERINGEN\Karten\EGB_12-043_DS_Potash_Assets\2014-08-14_Kuellstedt_Potash_Facies_Depth_EGB_12-043N01.mxd



DANDARAGAN PROJECT LOCATION


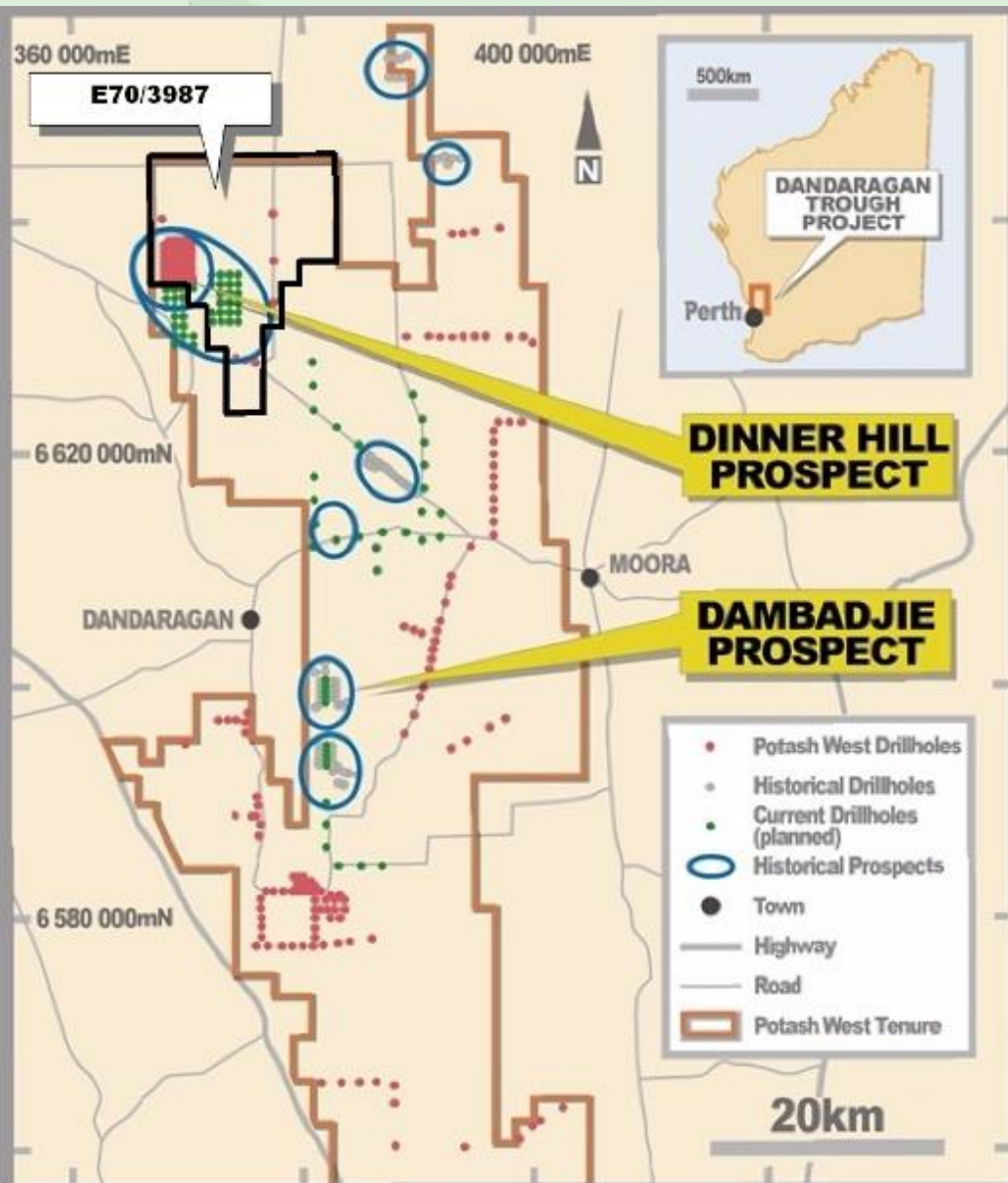


- +2,000 km² of prospective area
 - ~150km of strike
 - ~+20km width
 - Many intersections +40m
- Great infrastructure
 - Rail
 - Power
 - Gas
 - Water
- Close to local markets, WA and SE Asia
- Similar mining activity already in region
- Close to export ports




EXPLORATION

- ❑ Focus on Northern area, 409 holes drilled, 159 on Dinner Hill
- ❑ Numerous intersections of high grades close to the surface
- ❑ Dambadjie, +60m of high grade
- ❑ Dinner Hill, first resource, phosphate closer to surface

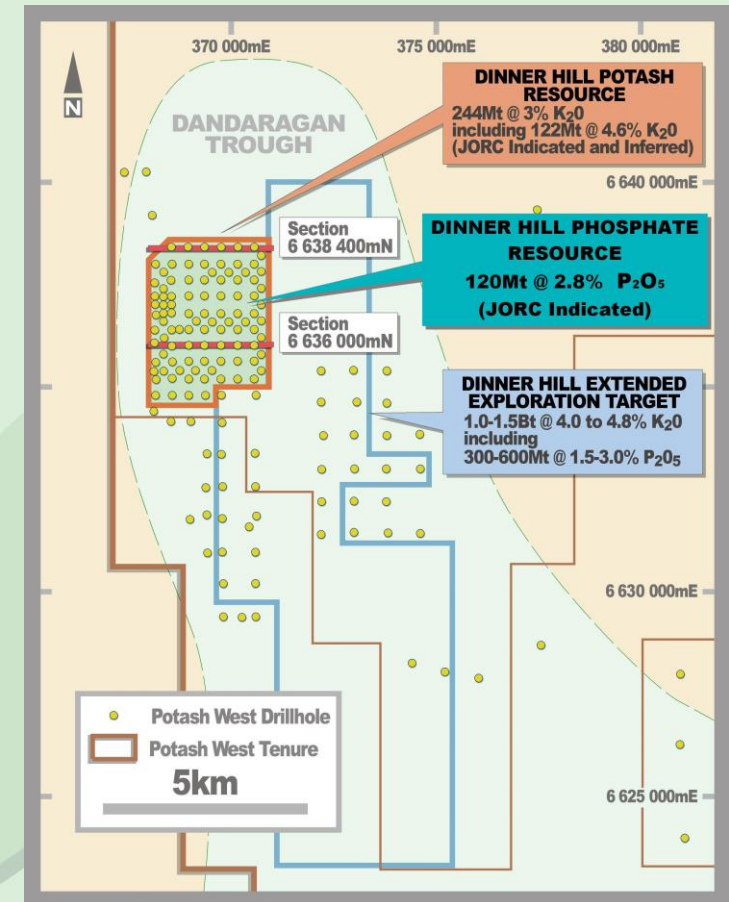


DAMBADJIE PROSPECT DRILL SAMPLES



DINNER HILL EXPLORATION TARGET

- ❑ Exploration target of 1 to 1.5Bt of greensand @ 4.0 to 4.8% K_2O .
- ❑ Includes 300-600Mt of phosphate mineralisation at a grade of between 1.5% and 3% P_2O_5 .
- ❑ The exploration target has been derived from the exploration already undertaken by the Company. Refer to the diagram to the right.



(NB: The potential quantity and grade of the target is conceptual in nature, as there has been insufficient exploration to estimate a Mineral Resource over its area and as it is uncertain if further exploration will result in the estimation of a Mineral Resource.)

SCOPING STUDY RESULTS - PHOSPHATE

THROUGHPUT	3.8 mtpa
NPV₈ AU\$M ⁽¹⁾	331
CAPITAL COSTS, AU\$M	144
OPEX, AU\$/tonne of PRODUCT	241
REVENUE , AU\$/tonne of PRODUCT	383
IRR% ⁽¹⁾	29.5
MINE LIFE	+20 YEARS
EBITDA ⁽¹⁾, AU\$M pa	48

(1) Ungeared, pre-tax

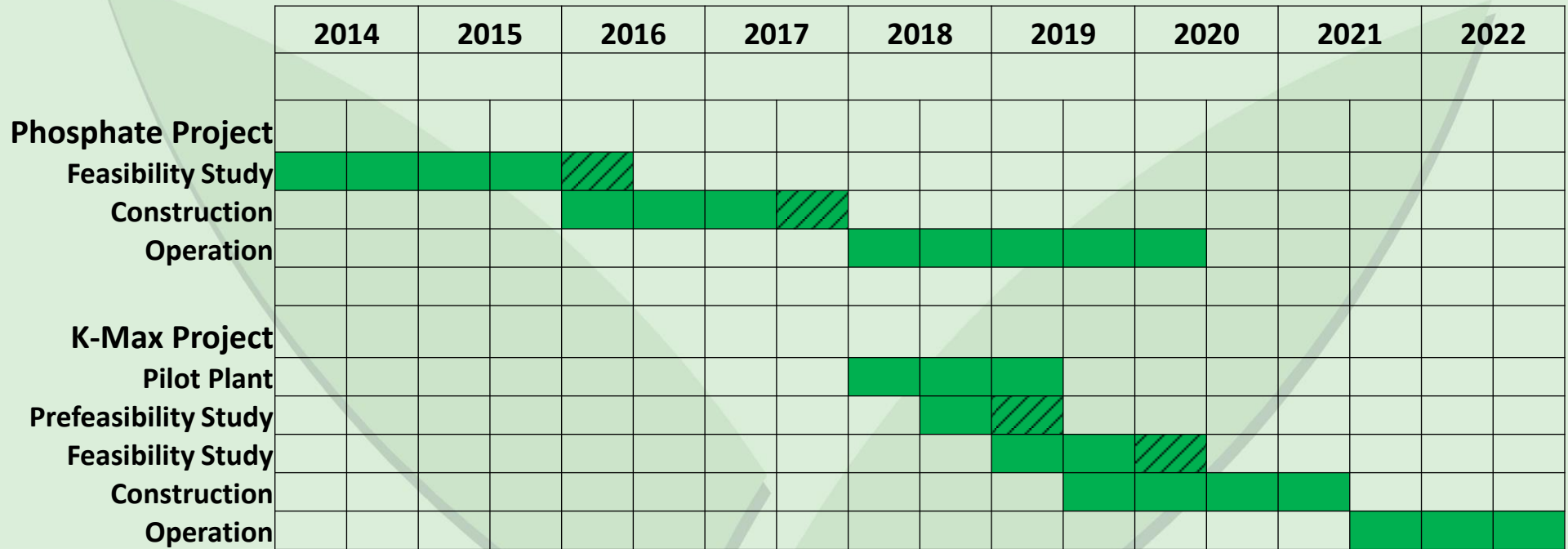


K-MAX STUDY RESULTS

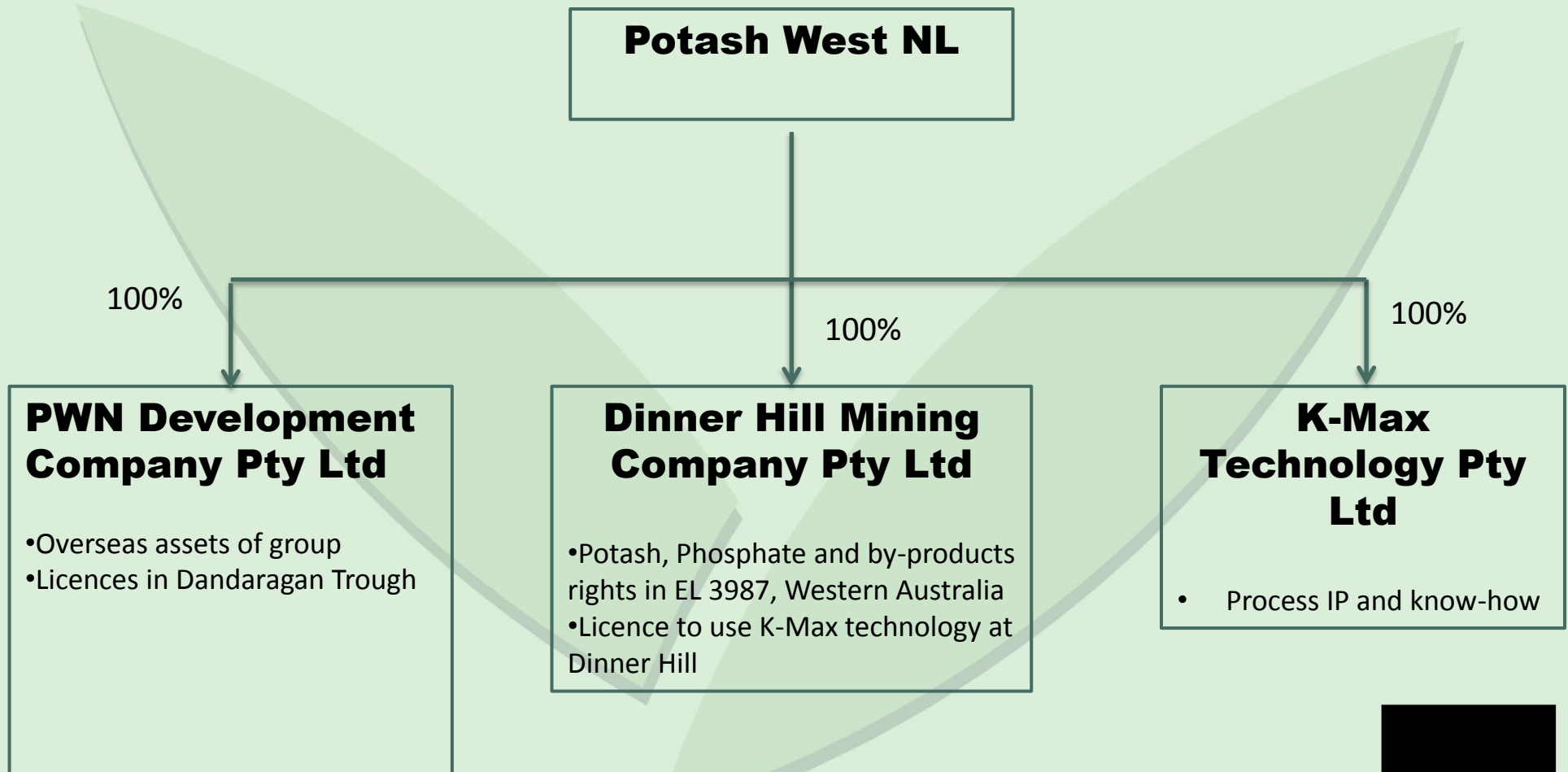
THROUGHPUT	2.4 mtpa
NPV₁₀ \$m	808
Capital Costs, \$m	650
Opex, \$/tonne of feed	55 (\$71/t of product)
Revenue, \$/tonne of feed Alum 40%, Potash 30%, Phosphate 25%, Iron 5%	150 (\$210/tonne of product)
IRR %	21
Mine Life	+60 years
Free Cash Flow, AU\$m, pa	228



Dinner Hill Development Timelines



Corporate Structure



MARKET CAP. OF FERTILISER EXPLORERS AND DEVELOPERS



INVESTMENT HIGHLIGHTS

- ❑ **Exposure to the growing fertiliser business**
 - ❑ Regions are major importer
- ❑ **German Potash, exploration upside**
 - ❑ Long production history
 - ❑ Extensive database available, quality partners
- ❑ **Dandaragan Trough**
 - ❑ Strategic location
 - ❑ Low risk start up with phosphate project
 - ❑ Blue sky with large scale K-Max process
 - ❑ Control of one of the world's largest known glauconite/greensands deposits
- ❑ **Valuable IP created**
 - ❑ Apply K-Max technology to other deposits



QUESTIONS?

Patrick McManus
Managing Director
Mobile +61 (0) 408 956 798
patrick.mcmanus@potashwest.com.au

Adrian Griffin
Chairman
Mobile +61 (0) 418 927 658
adrian.griffin@potashwest.com.au

Unit 3
23 Belgravia Street
Belmont WA 6104

PO Box 588
Belmont WA 6984

Phone +61 (0) 8 9479 5386
Fax +61 (0) 8 9475 0847

www.potashwest.com.au

