



ABN 69 008 778 925


1 Drummond Place
West Perth WA 6005

Postal Address
PO Box 400 West Perth
Western Australia 6872
Telephone (08) 9422 1100
Facsimile (08) 9227 8000
Email corporate@ctilogistics.com
Web www.ctilogistics.com

9 October 2014

CTI Logistics Limited is pleased to attach an updated copy of its corporate presentation used in the promotion of the Company's activities to investors and other interested parties.

David Mellor
Company Secretary



Market Presentation – October 2014

- ▶ CTI is a Western Australian provider of transport, logistics and security services
- ▶ The CTI Logistics Group commenced operations in 1972 and has been a public listed company for 27 years
- ▶ CTI services in excess of 5,500 customers ranging from small local businesses through to ASX 100 and subsidiaries of large overseas listed companies
- ▶ CTI has more than 670 vehicles on the road ranging from bicycles through to triple road train combinations



Transport Logistics

- On Demand Couriers
- Parcel Distribution
- On Demand Taxi Trucks
- Dedicated Fleet Management
- Container Transport
- Heavy Haulage
- Intrastate Road Freight

Freight Forwarding

- Intrastate Road Freight
- Interstate Freight
- International Freight

Supply Chain Logistics

Warehousing and Distribution

- Third Party and Overflow Warehousing
- Contracted Distribution Centre Services
- Pick and Pack Handling
- Bulk Product Storage

Minerals and Energy Logistics

- Supply Base Warehousing and Asset Management
- Labour Hire
- Plant and Equipment Hire
- Quarantine Equipment Cleaning and Fumigation
- Plant and Equipment Preservation
- Shrink Wrapping

Temperature Controlled Storage and Distribution

- Wine Storage and Stock Management
- Food Product Storage
- Temperature Controlled Delivery

Document Storage and Destruction

- Secure Storage of Confidential Documents and Computer Media
- Cataloguing of Documents
- Supervised Destruction of Confidential Documents

Other

Security

- Installation and servicing of monitored alarms for residential and commercial markets
- Installation and servicing of CCTV and access control products for residential and commercial markets
- 24/7 control room monitoring of alarms for own clients and third party security businesses

Manufacturing

- Manufacturing of PVC injection moulded plumbing fittings

Key Financials

	June 2014	June 2013		
Revenue	140,693,568	126,668,709	↑	Up 11.1%
EBITDA	20,730,755	18,897,943	↑	Up 9.7%
NPAT	9,835,919	9,823,494	↑	Up 0.1%
EPS	15.59	16.56	↓	Down 5.9%
DPS	8.00	7.50	↑	Up 6.7%

FY14 Operational Highlights

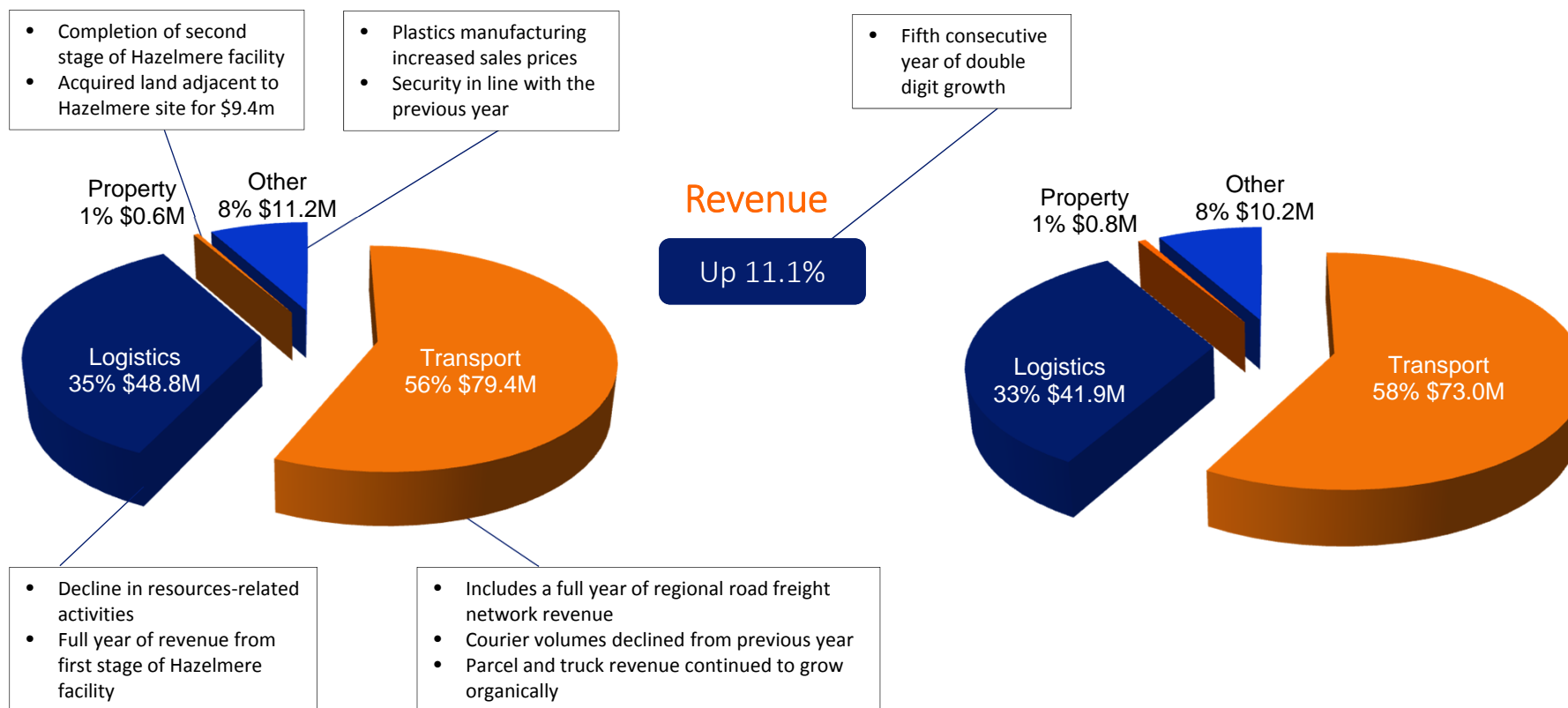
- ▶ Completed extension of Hazelmere warehousing and distribution facility (an additional 4,000 sqm) which is now fully occupied and generating positive returns
- ▶ Expanded warehousing footprint by an additional 9,000 sqm (Bassendean leased facility)
- ▶ Acquired an additional 30,000 sqm of adjacent land at Hazelmere for future growth
- ▶ Secured warehousing and distribution agreement for global tyre manufacturer Hankook Tyres
- ▶ Secured warehousing agreement for global health supplements group Isagenix
- ▶ Secured warehousing and distribution agreement for UK based online wine retailer Naked Wines
- ▶ Secured distribution agreement for global consumer products group Bunzl
- ▶ Secured distribution agreement for Orora Packaging Australia



Financials by Segment

June 2014

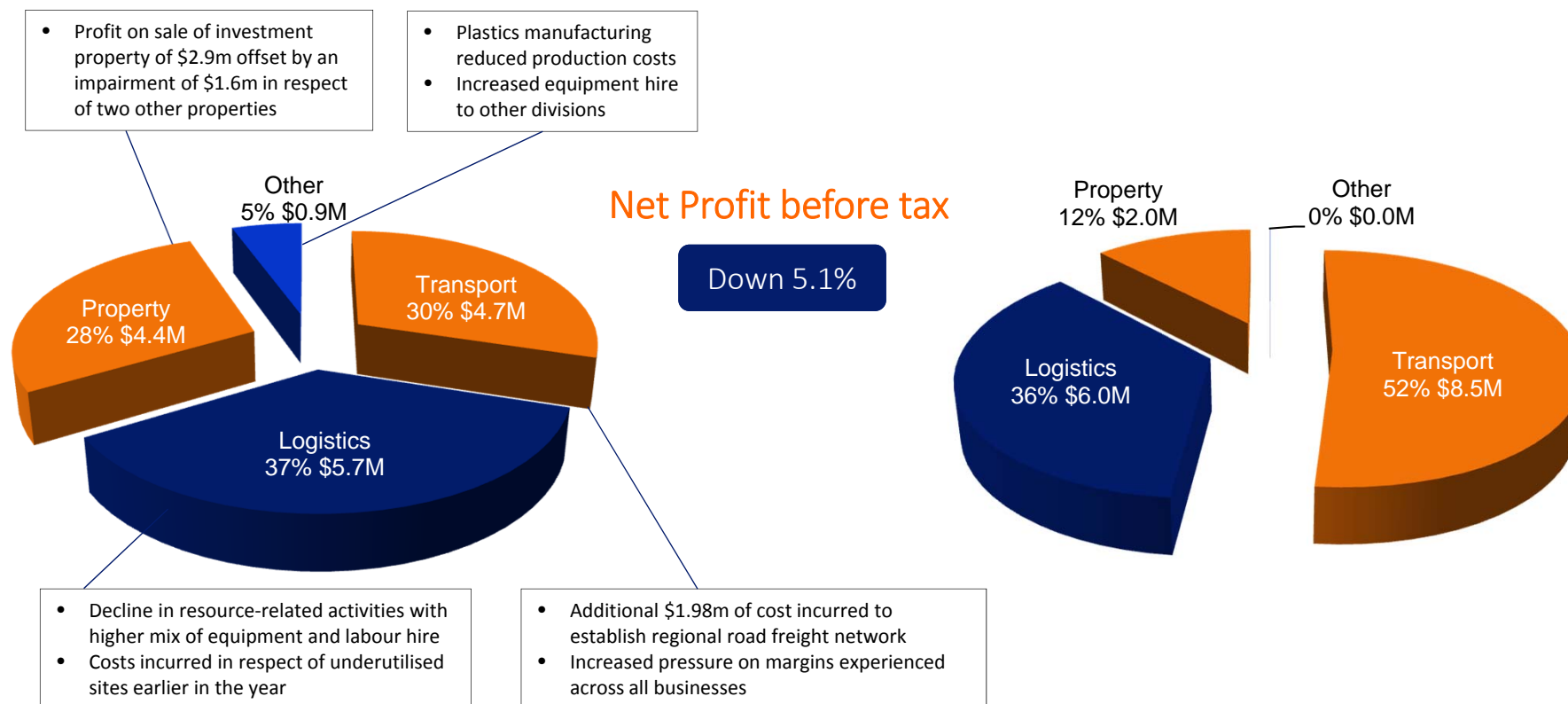
June 2013



Financials by Segment

June 2014

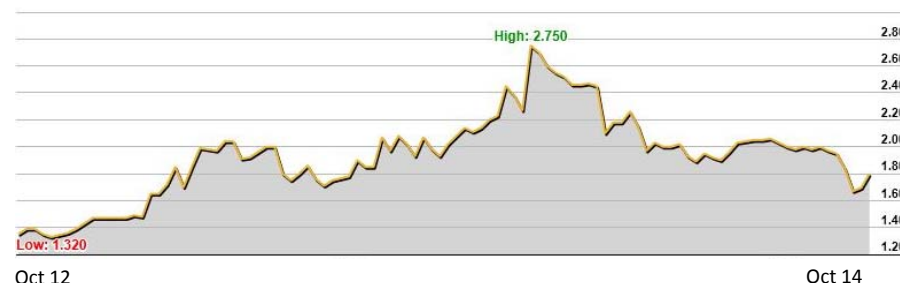
June 2013



Corporate Dashboard



Corporate Information	
ASX Code	CLX
Shares on Issue	65.3M
Options on Issue	Nil
Share Price at 6/10/2014	\$1.80
Market Capitalisation at 6/10/2014	\$117.5M



Shareholders at 31/8/2014	Number of Shares	Percentage
David R Watson	28,374,892	43.65%
HSBC Custody Nominees	5,790,685	8.86%
David A Mellor	3,544,319	5.45%
Bruce E Saxild	3,179,793	4.89%
Parmelia Pty Ltd	2,762,430	4.23%
Dixson Trust Pty Ltd	1,686,633	2.58%
National Nominees Ltd	912,745	1.40%
William Grove	772,769	1.18%
Beda Nominees Pty Ltd	684,000	1.05%
Others	17,628,415	26.71%
Total	65,336,681	100.00%

Movement in Share Capital	Movement	Total
At 30 June 2007		34.2M
December 2008 - 1 for 5 Bonus	6.8M	41.0M
December 2010 - 1 for 5 Bonus	8.2M	49.2M
December 2011 - ESP	1.1M	50.3M
June 2012 - 1 for 5 Bonus	10.0M	60.3M
February 2013 – ESP	0.3M	60.6M
May 2013 - Share Issue, BSP and DRP	1.1M	61.7M
August 2013 - Share issue	3.1M	64.8M
November 2013 – BSP and DRP	0.2M	65.0M
April 2014 – BSP and DRP	0.3M	65.3M

Balance Sheet



Year ended 30 June	2014 \$	2013 \$	Commentary
Cash and cash equivalents	2,251,430	4,440,952	
Receivables and prepayments	22,224,381	21,604,640	Continued tight controls over receivables in place
Inventories	1,778,196	2,633,659	Strong sell through and reduction in manufactured units
Current assets	26,254,007	28,679,251	
Other	77,409	71,000	
Property, plant & equipment	70,537,198	56,449,648	Acquisition of Hazelmere property \$9.4m as well as PPE and vehicles
Investment properties	7,543,368	9,781,361	Sale of Bassendean property for \$2.9m and \$1.6m impairment of two other properties
Deferred tax assets	695,756	992,517	
Intangibles	5,510,345	5,878,074	Amortisation charge net of additions
Non-current assets	84,364,076	73,172,600	
Total assets	110,618,083	101,851,851	
Trade and other payables	11,733,802	14,016,490	Return of trade payables to more normal levels
Borrowings	2,494,848	1,965,520	
Current tax liabilities	86,188	1,163,873	
Provisions	2,749,228	2,609,084	Increase in leave provisions
Current liabilities	17,064,066	19,754,967	
Borrowings	34,685,156	35,100,966	Purchase of Hazelmere land \$9.4m net of equity placement \$5.7m and \$3.5m proceeds of property sale
Provisions and other liabilities	765,928	589,463	Increase in leave provisions
Non-current liabilities	35,451,084	35,690,429	
Total liabilities	52,515,150	55,445,396	
Total net assets	58,102,933	46,406,455	25.2% increase in net assets over the previous year

Freehold Land and Buildings at cost at 30 June 2014	\$56,388,961
Freehold Land and Buildings at Directors' valuation at 30 June 2014	\$87,666,612

FY15 Initiatives

- ▶ Develop next stage of Hazelmere warehousing and distribution facility for growth requirements of existing contract warehousing clients
- ▶ Continue to expand general warehousing footprint
- ▶ Further develop regional road freight network
- ▶ Roll out new online delivery platform
- ▶ Target EPS accretive acquisitions



