



# ASX QUARTERLY REPORT

## QUARTER ENDING 30 SEPTEMBER 2020

### ASX ANNOUNCEMENT

28 October 2020

### BARRA RESOURCES LIMITED

A.B.N. 76 093 396 859

#### Corporate Details (Sep 30):

ASX Code: BAR  
Market Cap: \$21M @ 3.1c  
Cash: \$1.9M

#### Issued Capital:

674M Ordinary Shares  
26M Options

#### Substantial Shareholders:

FMR Group 14.7%  
Mineral Resources Ltd 8.5%

### DIRECTORS

Chairman: Gary Berrell  
Non-Exec: Grant Mooney  
Non-Exec: Jon Young

### PROJECTS

Mt Thirsty Co-Ni (50%)  
Coolgardie Au (100%)

### CONTACT DETAILS

[www.barraresources.com.au](http://www.barraresources.com.au)  
[info@barraresources.com.au](mailto:info@barraresources.com.au)

Ground Floor, 6 Thelma St  
West Perth, WA 6005  
T: (08) 9481 3911

### BURBANKS GOLD PROJECTS

- Approximately 5,000m of reverse circulation (RC) and diamond drilling set to commence at Main Lode.
- Drilling at Main Lode is expected to take 4-6 weeks with results to be announced late December.
- The mining proposal (MP) for Burbanks North was amended and re-submitted for approval. Revised MP now seeking approval for an additional pit at Fangjaw. Approval for revised MP anticipated next quarter.

### PHILLIPS FIND GOLD PROJECT

- Planning for air core, RC and diamond drilling has commenced with programs scheduled to commence 1<sup>st</sup> quarter 2021.
- Air core drilling will target the Diablo Trend whilst RC and diamond will target extensions to the Newminster Deposit at the Phillips Find Mining Centre.

### MT THIRSTY COBALT NICKEL PROJECT

- Mt Thirsty is Australia's most advanced genuine cobalt project with a Pre-Feasibility Study (PFS) published in March 2020.
- Native Title Negotiations with the Ngadju Traditional Owners is at an advanced stage.

### CORPORATE

- The Company raised \$1.48M in a share placement to institutional, sophisticated and professional investors.
- As at the end of the quarter, Barra had \$1.66M in cash and subsequently received Conico loan repayment of \$400K (current cash \$1.9M).

## BURBANKS GOLD PROJECT

(100% Barra)

### ABOUT BURBANKS

Barra Resources Limited's (Barra, the Company) 100% owned Burbanks Gold Project is located just 9 km south of Coolgardie in Western Australia (Figure 1).

The Burbanks Mining Centre comprises the Birthday Gift and Main Lode Gold Mines (Figure 2). The recorded historic underground production at Burbanks (1885-1961) totalled 444,600t at 22.7g/t Au for 324,479oz predominantly from above 140m below the surface. Intermittent open pit and underground mining campaigns between the early 1980's to present day has seen total production from the Burbanks Project now exceed 420,000oz.



Figure 1: Barra Project Location Plan.

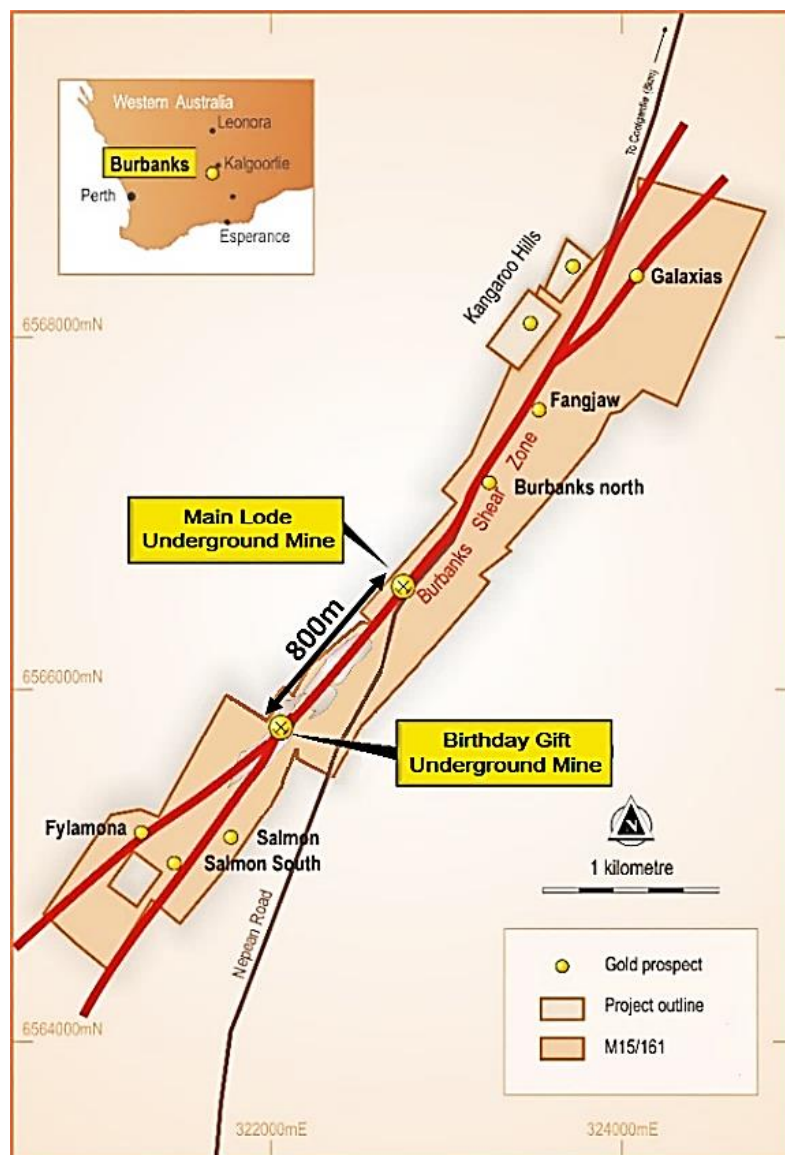


Figure 2 - Burbanks Location Plan.

## Mineral Resources

JORC 2012 compliant Mineral Resource are estimated as 145,700 ounces of gold at Burbanks (Table 1).

Deposit	cut-off g/t Au	Indicated kt	grade g/t Au	oz	Inferred kt	grade g/t Au	oz	Total kt	grade g/t Au	oz	Refer ASX: BAR
Christmas Open Pit	1.0	5.7	6.2	1,100	4.0	7.8	1,050	9.7	6.9	2,150	23/9/19
Birthday Gift U/G	2.5	180	6.0	34,750	325	5.6	58,500	505	5.7	93,250	23/9/19
Main Lode	1.0	106	2.8	9,700	254	2.5	20,200	360	2.6	29,900	30/10/18
Burbanks North	1.0				360	1.8	20,400	360	1.8	20,400	2/8/19
<b>Total</b>	<b>1.0/2.5</b>	<b>291</b>	<b>4.9</b>	<b>45,550</b>	<b>943</b>	<b>3.3</b>	<b>100,150</b>	<b>1235</b>	<b>3.7</b>	<b>145,700</b>	

All tonnages reported are dry metric tonnes. Minor discrepancies may occur due to rounding to appropriate figures. For full details of the Mineral Resources refer to ASX announcements as tabulated.

Table 1 - Burbanks Global Mineral Resources.

## Drilling

Approximately 5,000m of mixed Reverse Circulation (RC) and diamond drilling is set to commence in the coming week at the Burbanks Gold Project.

The program is specifically follow-up encouraging RC drill results from 2019 which intersected high-grade mineralisation to depths of 100m below the surface, along 600m of prospective strike along the Burbanks Shear Zone between the Main Lode underground mine and the Burbanks North deposit (Figure 3)

Mineralisation is open at depth and the program will test the 600m of prospective strike to depths between 130m and 350m below surface where mineralisation is open and untested.

The Company is targeting extensions/repetitions to the high-grade mineralisation at the historic Main Lode underground mine where previous mining between 1885 and 1913 produced 85,900oz grading 18.3 g/t gold.

The drilling program is estimated to take between 4 and 6 weeks with results to be announced within 2 weeks of program completion.

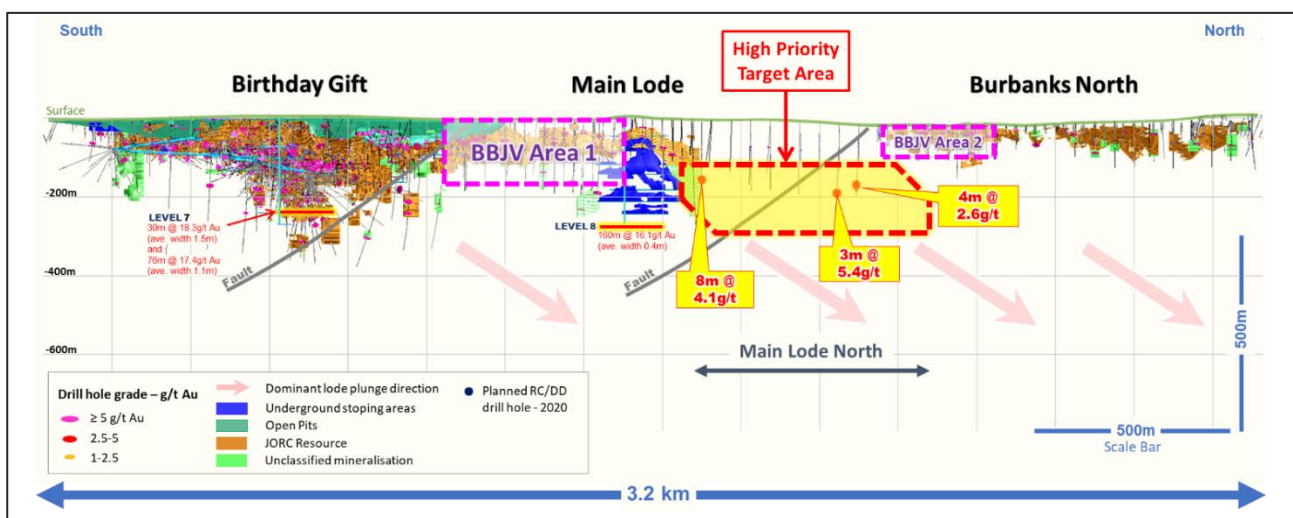


Figure 3 – Burbanks long section showing area to be tested by RC/Diamond drilling.

## Mining Proposals

The Company received feedback from the Department of Mines, Industry Regulation and Safety (DMIRS; WA Mines Department) regarding its mining proposal (MP) for Burbanks North. In response to a request for further information, the Company also took the opportunity to revise the mining proposal prior to re-submission.

The revised MP now seeks approval to mine an additional open pit at Fangjaw, 200m north of Burbanks North. Furthermore, the two original pits at Burbanks North under the original MP have now been combined into a single open pit (Figure 4).

The Company anticipates a response from DMIRS in the next quarter. Upon approval, mining the Burbanks North and Fangjaw deposits will be subject to a decision to mine FMR. Mine commencement will also be subject to scheduling by FMR.

FMR is continuing to prepare mining design and mine planning for the Main Lode underground gold mine. The Company is pleased to advise that it has commenced preparing a mining proposal for Main Lode to be submitted for approval in the next quarter.



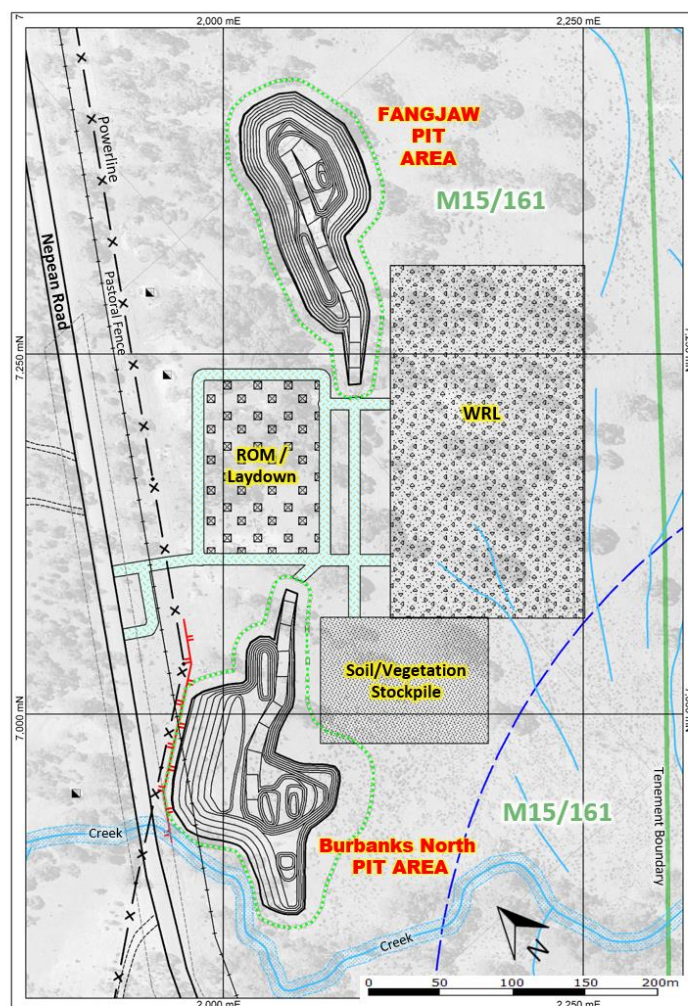


Figure 4 – Proposed mine layout at Burbanks North and Fangjaw.

## PHILLIPS FIND GOLD PROJECT

(100% Barra)

### ACTIVITIES

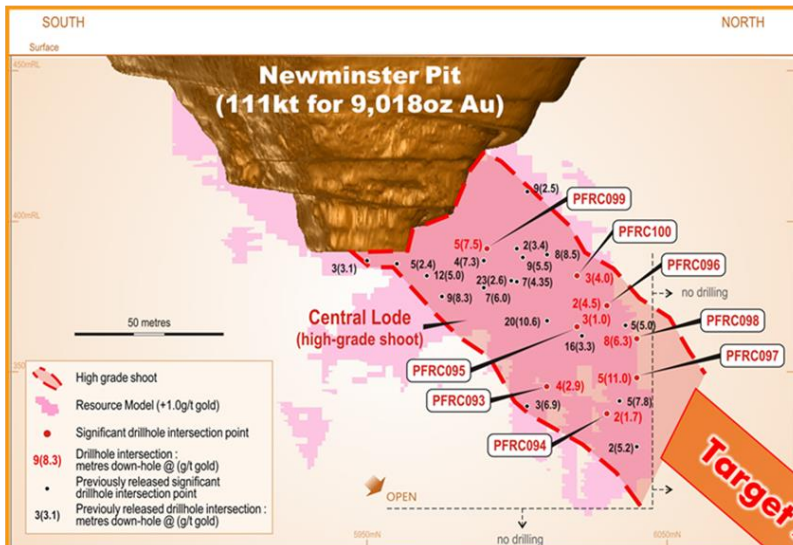
Barra's 100% owned Phillips Find Gold Project is located 50km north of Coolgardie Western Australia.

The project covers over 10 kilometres in strike of prospective greenstone stratigraphy and includes the Phillips Find Mining Centre (PFMC) where approximately 33,000oz of gold was produced between 1998 and 2015 from three open-pit operations; Bacchus Gift, Newhaven and Newminster. Exploration potential within the project is excellent with numerous targets defined by auger geochemical anomalism, mapping and drilling.

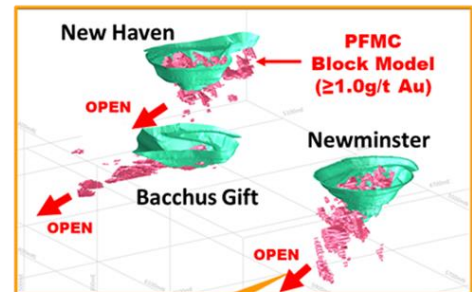
### Drilling

The Company commenced planning for a restart of drilling at Phillips Find with proposals to conduct air core drilling at the Diablo Trend, and reverse circulation and diamond drilling at the Phillips Find Mining Centre (Figures 5 and 6). Subject to approval by DMIRS, drilling is scheduled to commence 1<sup>st</sup> quarter 2021.

## NEWMINSTER DEPOSIT



## PHILLIPS FIND MINING CENTRE



<sup>1</sup> Refer to ASX:BAR 2015 September QTR Report  
Drill results refer to ASX:BAR dated 20/05/2016

Figure 5 – Target area at Newminster, Phillips Find Mining Centre.

## DIABLO STRUCTURAL TREND

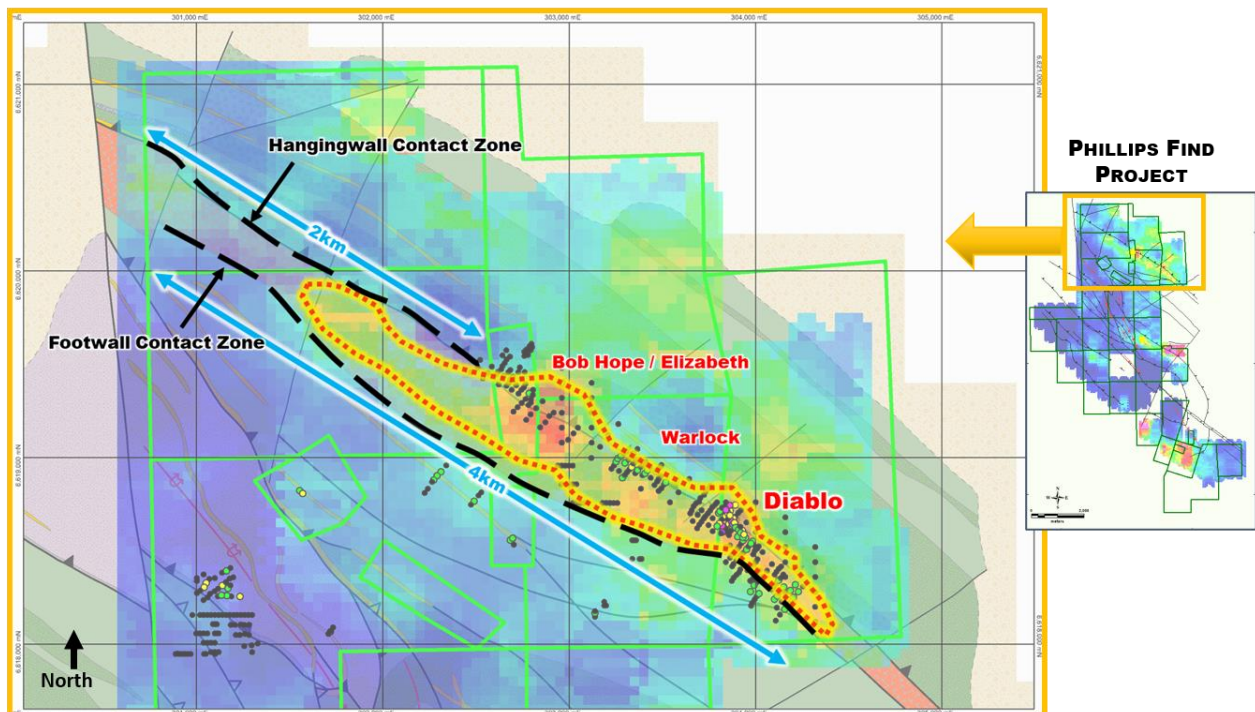


Figure 6 – Diablo Trend to be tested by air core drilling.

## MT THIRSTY COBALT NICKEL PROJECT

(50% Barra, 50% Conico – Mt Thirsty Joint Venture, MTJV)

The Mt Thirsty Cobalt Project is located 16km north-northwest of Norseman, Western Australia.

The Project contains the Mt Thirsty Cobalt-Nickel (Co-Ni) Oxide Deposit (Table 2) that has the potential to emerge as a significant cobalt producer. In addition to the Co-Ni Oxide Deposit, the Project also hosts nickel sulphide (Ni-S) mineralisation.

JORC Category	Cut-off (Co%)	Dry Tonnes (Mt)	Co (%)	Ni (%)	Mn (%)
<b>Mt Thirsty Main Indicated</b>	0.06	22.8	0.121	0.53	0.79
<b>Mt Thirsty Main Inferred</b>	0.06	2.5	0.103	0.45	0.66
<b>Mt Thirsty North Inferred</b>	0.06	1.5	0.092	0.55	0.48
<b>Total Mineral Resources</b>	0.06	26.9	0.117	0.52	0.76
<b>Mt Thirsty Probable Ore Reserve</b>	~0.07	18.8	0.126	0.54	0.80

Table 2 - Mt Thirsty Mineral Resource and Ore Reserve estimates

Refer to ASX Announcements 9/9/2019 for full details of the Mineral Resource and 20/2/2020 for full details of the Ore Reserve.

The Pre-Feasibility Study (PFS) for the project was completed and announced to the ASX on 20 February 2020.

The direct project expenditure for the MTJV now reverts to a minimum while the partnering strategy is pursued as planned.

Native Title negotiations with the Ngadju Traditional Owners are at an advanced stage and no impediments to an agreement are anticipated.

## CORPORATE

During the quarter, the Company successfully completed a \$1.48 million share placement at an issue price of 1.9 cents per share to institutional and high net worth investors, which included existing major shareholder FMR Investments.

Canaccord Genuity acted as Lead Manager to the placement.

Funds raised from the placement will be used to undertake a 13,000 metre drill program at the Company's Burbanks and Philip Find Gold Projects located in Coolgardie, Western Australia.

As at the end of the quarter, Barra had \$1.66 million in cash and has since received a loan repayment of approximately \$400,000 from Conico Limited relating to funding provided by Barra to Conico to facilitate completion of the Mt Thirsty PFS.

The Annual General Meeting will be held on Wednesday, 18 November 2020 at 10.00am (WST) at the offices of the Company on the ground floor at 6 Thelma Street, West Perth, Western Australia.

Mr Sean Gregory retired as a director of the Company on 7 October 2020.

**Note 6 to Appendix 5B:**

Payments to related parties of the entity and their associates: During the quarter \$23,000 was paid to Directors and associates for salaries superannuation and consulting fees.

This announcement is authorised by the Board.

A handwritten signature in black ink, appearing to read "Grant Mooney".

---

**GRANT MOONEY**

Director/Company Secretary

Please refer to our website for background information on each of Barra's projects.

**DISCLAIMER**

*The interpretations and conclusions reached in this report are based on current geological theory and the best evidence available to the authors at the time of writing. It is the nature of all scientific conclusions that they are founded on an assessment of probabilities and, however high these probabilities might be, they make no claim for complete certainty. Any economic decisions that might be taken based on interpretations or conclusions contained in this report will therefore carry an element of risk.*

*This report contains forward-looking statements that involve several risks and uncertainties. These forward-looking statements are expressed in good faith and believed to have a reasonable basis. These statements reflect current expectations, intentions or strategies regarding the future and assumptions based on currently available information. Should one or more of the risks or uncertainties materialise, or should underlying assumptions prove incorrect, actual results may vary from the expectations, intentions and strategies described in this report. No obligation is assumed to update forward-looking statements if these beliefs, opinions and estimates should change or to reflect other future developments.*



## COMPETENT PERSONS' STATEMENTS

Project and Discipline	JORC Section	Competent Person	Employer	Professional Membership
Coolgardie Gold Projects Geology	Exploration Results and Mineral Resources	Gary Harvey	Barra Resources Ltd	MAIG
Birthday Gift and Christmas Pit Resource Estimation	Mineral Resources	Richard Buerger	Mining Plus Pty Ltd	MAIG
Main Lode and Burbanks North Resource Estimation	Mineral Resources	Andrew Bewsher	BM Geological Services Pty Ltd	MAIG
Mt Thirsty Geology	Exploration Results and Mineral Resources	Michael J Glasson	Tasman Resources Ltd; Consultant to MTJV; holds shares in Conico Ltd	MAIG
Mt Thirsty Resource Estimation	Mineral Resources	David Reid	Golder Associates Pty Ltd	MAusIMM
Mt Thirsty Metallurgy	Exploration Results and Ore Reserves	Peter Nofal	AMEC Foster Wheeler Pty Ltd trading as Wood	FAusIMM
Mt Thirsty Mining	Ore Reserves	Frank Blanchfield	Snowden Mining Industry Consultants Pty Ltd	FAusIMM

*The information in this report that relates to Exploration Results, Mineral Resources and Ore Reserves for the Mt Thirsty Cobalt-Nickel Project and Coolgardie Gold Projects is based on and fairly represents information compiled by the Competent Persons listed in the table above. The Competent Persons have sufficient relevant experience to the style of mineralisation and type of deposits under consideration and to the activity for which they are undertaking to qualify as a Competent Person as defined in the JORC Code (2012 Edition). For new information, the Competent Persons consent to the inclusion in the report of the matters based on their information in the form and context in which it appears. Previously announced information is cross referenced to the original announcements. In these cases, the company is not aware of any new information or data that materially affects the information presented and that the material assumptions and technical parameters underpinning the estimates continue to apply and have not materially changed. The company confirms that the form and context in which the Competent Persons' findings are presented have not been materially modified from the original market announcements.*

## APPENDIX 1 – TENEMENT LISTING

Tenement	Project	Location	Change in Interest (%) during Quarter		
			End of Quarter	Acquired	Disposed
E63/1267	Mt Thirsty	WA	50		
E63/1790		WA	50		
L63/80		WA	50		
L63/81		WA	50		
L63/91		WA	50		
P16/2045		WA	50		
R63/4		WA	50		
M15/161	Burbanks	WA	100		
P15/5249		WA	100		
P15/5412		WA	100		
M16/130	Phillips Find	WA	100		
M16/133		WA	100		
M16/168		WA	100		
M16/171		WA	100		
M16/242		WA	100		
M16/258		WA	100		
M16/550		WA	100		
P16/2785		WA	100		
P16/2786		WA	100		
P16/2985		WA	100		
P16/2986		WA	100		
P16/2987		WA	100		
P16/2988		WA	100		
P16/2989		WA	100		
P16/2990		WA	100		
P16/2991		WA	100		
P16/2992		WA	100		
P16/2998		WA	100		
P16/2999		WA	100		
P16/3037		WA	100		
P16/3038		WA	100		
P16/3039		WA	100		
P16/3040		WA	100		
P16/3041		WA	100		
P16/3042		WA	100		
P16/3043		WA	100		
P16/3084		WA	85		
P16/3085		WA	85		
P16/3086		WA	85		
P16/3087		WA	85		
P16/3088		WA	100		

## APPENDIX 2 – ASX ANNOUNCEMENTS DURING THE QUARTER

- Annual Report to shareholders, 29 September 2020
- Investor Presentation, 10 September 2020
- Proposed issue of securities, 10 September 2020
- Institutional Placement Raises \$1.48M, 10 September 2020
- Barra to receive circa \$400,000 loan repayment, 18 August 2020