

September 2020 Quarterly Report

The Board of Carnaby Resources Limited (**Carnaby** or the **Company**) is pleased to provide the following commentary and Appendix 5B.

Highlights

- **PILBARA – MALLINA BASIN GOLD**
 - **Ground holdings increased 47% to 394 km² in the region northeast of De Grey Mining Ltd's (ASX: DEG) Hemi gold discovery**
 - **Initial 8,500 m aircore drilling program commenced at Strelley on 15 October 2020**
 - **Initial 3,500 m RC drilling program will commence in mid November 2020 at Strelley**
 - **Aeromagnetic surveys completed at Strelley and Mount Grant have identified several "Hemi style" intrusion targets**
- **TICK HILL**
 - **Sale of Tailings Dam stockpile for \$6 million¹, permits approved and site preparation earthworks about to commence.**
 - **Negotiations to develop, profit share or sell the Tick Hill Open Pit cutback are in progress. Forecast Pre-tax cashflows of ~\$18 million at AISC of A\$1,190 oz**
 - **Drilling of the Tick Hill North and north pit wall extension targets to commence in November 2020**
- **CAPITAL RAISING AND SHARE PURCHASE PLAN COMPLETED**
 - **Strongly oversubscribed capital raising of \$3 million before costs**
 - **Strongly oversubscribed Share Purchase Plan of \$2 million**
- **Cash (incl. restricted cash) at 30 September 2020 was \$4.8 million. Subsequent to the quarter end, additional cash received of \$3.9 million to bring total cash at 29 October to \$8.6 million.**

Fast Facts

Shares on Issue 114M

Market Cap (@ 55 cents) \$63M

Cash \$8.6M¹¹As of 29 October 2020**Board and Management**

Peter Bowler, Non-Exec Chairman

Rob Watkins, Managing Director

Greg Barrett, Non-Exec Director & Company Secretary

Paul Payne, Non-Exec Director

Company Highlights

- **Proven and highly credentialed management team**
- **Tight capital structure and strong cash position**
- **Commenced exploration at the Mallina Basin in the Pilbara of WA**
- **Projects near to De Grey's Hemi gold discovery on 394 km² of highly prospective tenure**
- **100% ownership of the Tick Hill Gold Project (granted ML's) in QLD, historically one of Australia highest grade and most profitable gold mines**
- **Past production of 511 koz at 22 g/t gold**
- **Indicated and Inferred Mineral Resource of 845,000 t @ 2.47 g/t gold for 67,100 ounces²**
- **Proven and Probable Ore Reserves of 459,900 t @ 1.89 g/t gold for 28,000 ounces²**
- **323 km² surrounding exploration package containing numerous gold and copper targets**

²Refer ASX release 5 June 2020, to be adjusted following Tailings Sale & NSR Royalty Agreement, refer ASX release 3 August 2020

Registered Office

78 Churchill Avenue Subiaco Western Australia 6008

T: +61 8 9320 2320

www.carnabyresources.com.au

¹ Refer ASX release 3 August 2020



Figure 1: Photo of first aircore drill hole at Strelley in the Mallina Basin

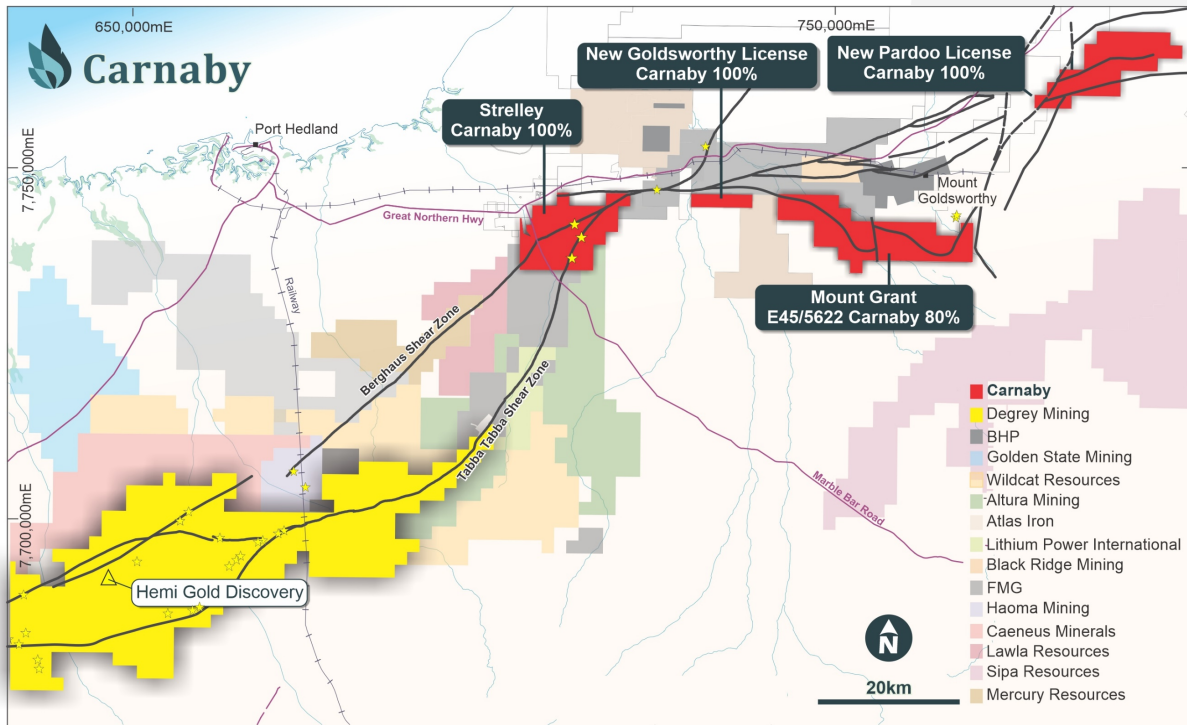


Figure 2: Carnaby's Mallina Basin Gold Projects increased by 47% with addition of Pardoo and Goldsworthy exploration license applications

MALLINA BASIN GOLD

Carnaby's landholding in the Mallina Basin increased by **47% to 394 km²** with the addition of two new exploration license applications at Pardoo and Goldsworthy (Figure 2).

STRELLEY PROJECT (CARNABY 100%)

An 8,500 m aircore drilling program commenced at Strelley on the 15 October 2020.

The initial aircore drilling program is being completed on a nominal 320 m x 80 m and 640 m x 80 m spacing across several high priority targets including the Palisade target where a 300m – 500 m wide bottom of hole gold anomaly is open in all directions (Figure 3). The Palisade target forms a > 5 km strike target zone at the confluence of the Berghaus and Tabba Tabba Shear Zones coincident with the location of an interpreted late intrusion.

The aircore drilling is also targeting the greater than 5 km long Stockade / Gibraltar trend along the Tabba Tabba Shear Zone where historical results of up to 10 m @ 1.6 g/t including 2 m @ 5.7 g/t gold has been intersected in wide spaced historical drilling (Figure 3).

Results from the aircore drilling are being prioritised and will be immediately followed up by a second drill rig that has been contracted to commence a 3,500 m RC program, for deeper drill testing of the high priority targets starting in mid - November 2020.

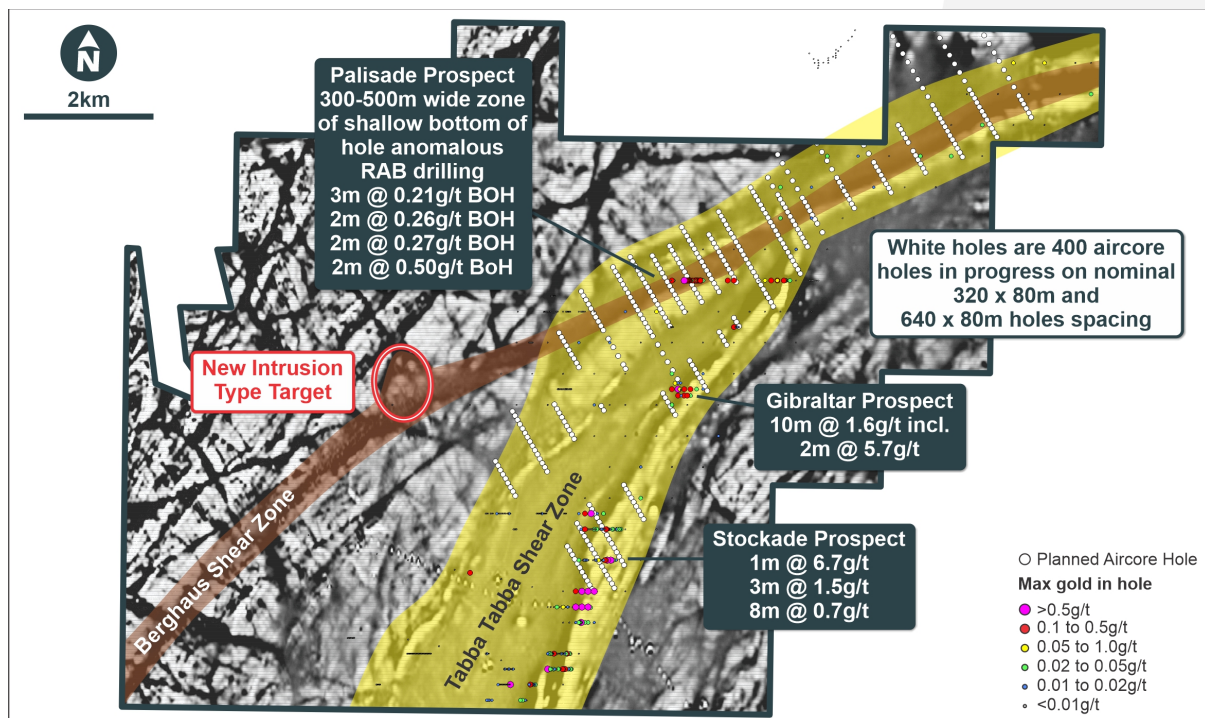


Figure 3: Strelley Project showing location of recently commenced 400 hole aircore drilling program on background of aeromagnetics.

During the quarter a high resolution aeromagnetic survey was completed at Strelley. Results from the survey highlighted wide zones of alteration along major structural corridors at the confluence of the Tabba Tabba and Berghaus Shear Zones which are considered to be

prospective for gold mineralisation and also highlighted a new intrusion type target along the Berghaus Shear Zone (Figure 3).

MOUNT GRANT PROJECT (CARNABY 80%)

During the quarter a high resolution aeromagnetic survey was completed at Mount Grant. Results from the survey highlighted several new “Hemi style” intrusion targets along the main granite greenstone contact that is interpreted to represent the northern continuation of the Tabba Tabba Shear Zone (Figure 4).

The Mount Grant tenement is completely overlain by alluvial cover and is unexplored for gold mineralisation. The intrusion style targets identified represent distinct bullseye targets for first pass drill testing and form a pipeline of prospects that will be tested with drilling in the future.

PARDOO (CARNABY 100%)

The Pardoo exploration license application covers 110 km² along a significant structural trend that is overlain by alluvial cover and is previously unexplored for gold mineralisation. Several distinct intrusion type targets have been identified within the tenement which form a pipeline of prospects that will be tested with drilling in the future (Figure 4).

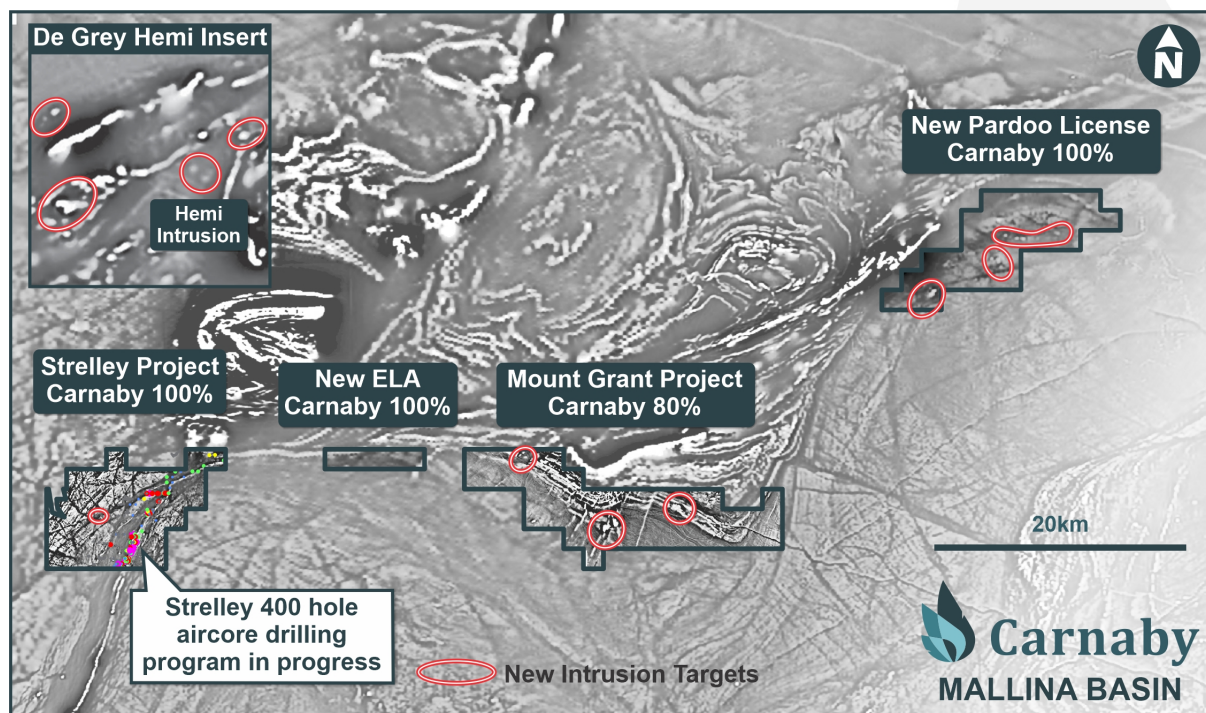


Figure 4: High resolution aeromagnetic surveys completed at Strelley and Mount Grant have identified new “Hemi style” intrusion targets

GOLDSWORTHY (CARNABY 100%)

The Goldsworthy tenement application contains approximately 4 km strike of unexplored granite / greenstone contact along the interpreted eastern extension of the Tabba Tabba Shear Zone (Figure 3). The Tabba Tabba Shear Zone is considered to be a fertile structure for gold

mineralisation. Systematic exploration of the Goldsworthy tenement will be completed in due course.

TICK HILL PROJECT (100% OWNED)

MINE DEVELOPMENT

During the quarter the company announced the sale of the Tick Hill tailings stockpile to BIM Metals Pty Ltd for approximately \$6 million (See ASX release 3 August 2020).

As of 29 October 2020, Carnaby has received \$2.75 million of up-front cash payments with the remaining \$1.25 million cash payment payable 30 days after first tailings stockpiles are removed. Carnaby will also receive a 5% NSR royalty for all gold produced from the project anticipated to be worth approximately \$2 million at current gold prices.

Permitting for the tailings dam stockpile reclamation has been received and site works to upgrade roads and infrastructure will commence shortly.

The Tick Hill open pit cutback is separate to the above-mentioned agreement with BIM Metals Pty Ltd. The Tick Hill open pit cutback economics are compelling and a decision to either develop, profit share or sell the open pit cut back project is in progress.

At current gold prices the open pit cutback is forecast to produce Pre tax cashflows of ~\$18 million at AISC of A\$1,190 ounce from the processing of 63,000t @ 6.1 g/t gold for 12,500 ounces.

Starting in mid to late November, Carnaby will commence an RC drilling program targeting the north pit wall gold mineralisation, which aims to further de-risk the pit cutback project and has the potential to add high grade ounces to the production profile.




Figure 5: Tick Hill Cutback design pit showing gold ore blocks to be mined

TICK HILL NEAR MINE EXPLORATION (100% OWNED)

Drilling will recommence at Tick Hill in mid-November 2020.

The drilling will target the Tick Hill North area where the last hole drilled at Tick Hill in December 2019 intersected an intensely altered 10 m wide Lodestone unit representative of the host rock of the Tick Hill orebody (Figure 6).

The drilling will also target the direct extension of the Main Lode into the lower north wall of the historical open pit where historical grade control results intersected extremely high gold grades in the north wall (Figure 5).

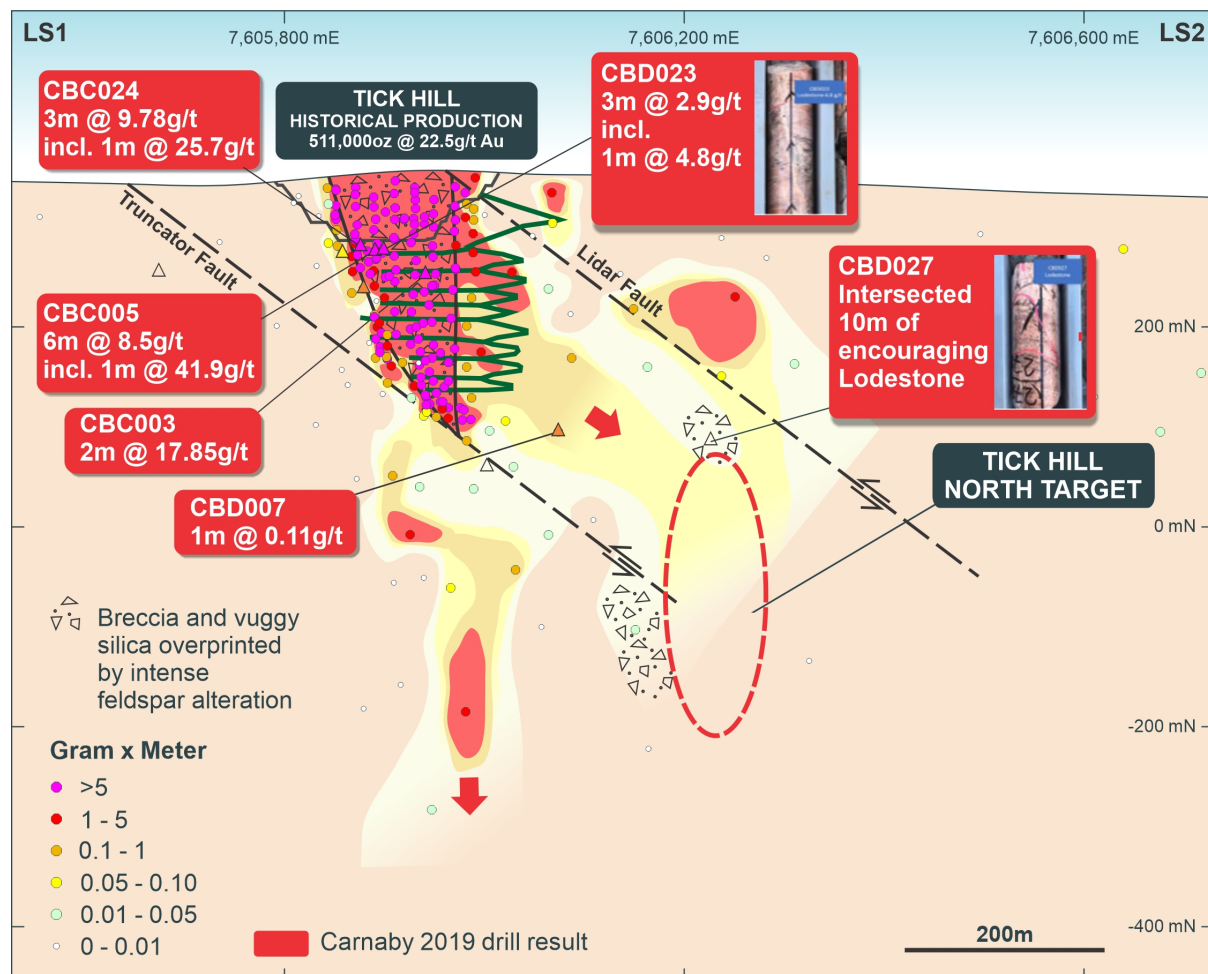


Figure 6: Tick Hill long section showing location of results and Tick Hill North target.

MOUNT BIRNIE (82.5% OWNED)

No work completed.

MALMAC PROJECT (100% OWNED)

Initial reconnaissance field mapping, soil sampling and rock chip sampling was completed in September. Results are still being received and compiled.

SCANDINAVIAN NICKEL & COBALT (100% OWNED)

Carnaby has retained permits related to the Lainejaur Nickel-Cobalt Project, which contains a JORC resource of 460,000 t @ 2.2 % nickel, 0.7% copper and 0.15% cobalt, 0.65 g/t gold, 0.68 g/t Palladium and 0.2 g/t Platinum. Divestment of the remaining Scandinavian projects is being sought to allow Carnaby to focus on its Australian assets.

CORPORATE

At 30 September 2020, Carnaby held \$4.8 million in cash which includes \$0.4 million in restricted cash. Restricted cash comprises cash held in term deposits issued in the Company's name which have been used to provide security for the Company's bank guarantee facility.

Subsequent to the end of the September quarter the following cash payments were received.

\$1.5 million received from BIM Pty Ltd for Tick Hill Tailings Dam permit approval

\$2.0 million Share Purchase Plan proceeds received

\$0.35 million Tranche 2 from Directors participation in the placement

Total cash as at 29 October 2020 is approximately \$8.6 million

Please refer to the following Appendix 5B for information regarding movements in cash during the quarter.

Competent Persons Statement

The information in this document that relates to the Tick Hill Deposit and Tick Hill ROM Stockpile Mineral Resources is based upon information compiled by Mr Paul Tan. Mr Tan is a full time employee and security holder of the Company and a Member of the AUSIMM. Mr Tan consents to the inclusion in the report of the matters based upon the information in the form and context in which it appears. Mr Tan has sufficient experience which is relevant to the style of mineralisation and type of deposit under consideration and to the activity which is undertaken to qualify as a Competent Person as defined in the December 2012 edition of the "Australasian Code for Reporting of Exploration Results, Mineral Resources and Ore Reserves" (JORC Code).

The information in this document that relates to the Tick Hill Tailings Dam Mineral Resources is based upon information compiled by Mr Robert Watkins. Mr Watkins is a Director and security holder of the Company and a Member of the AUSIMM. Mr Watkins consents to the inclusion in the report of the matters based upon the information in the form and context in which it appears. Mr Watkins has sufficient experience which is relevant to the style of mineralisation and type of deposit under consideration and to the activity which is undertaken to qualify as a Competent Person as defined in the December 2012 edition of the "Australasian Code for Reporting of Exploration Results, Mineral Resources and Ore Reserves" (JORC Code).

The information in this document that relates to the Tick Hill Deposit, Tailings Dam and ROM Stockpile Ore Reserves is based upon information compiled by Mr Nigel Spicer. Mr Spicer consents to the inclusion in the report of the matters based upon the

information in the form and context in which it appears. Mr Spicer has sufficient experience which is relevant to the style of mineralisation and type of deposit under consideration and to the activity which is undertaken to qualify as a Competent Person as defined in the December 2012 edition of the "Australasian Code for Reporting of Exploration Results, Mineral Resources and Ore Reserves" (JORC Code).

The information in this document that relates to the Lainejaur Project Nickel, Copper & Cobalt Mineral Resources is based upon information compiled by Mr Paul Payne, an employee of Payne Geological Services Pty Ltd, and a Director and security holder of the Company. Mr Payne is a Fellow of the AusIMM and has sufficient experience which is relevant to the style of mineralisation and type of deposit under consideration and to the activity which he is undertaking to qualify as a Competent Person as defined in the December 2012 edition of the "Australasian Code for Reporting of Exploration Results, Mineral Resources and Ore Reserves" (JORC Code). Mr Payne consents to the inclusion in the report of the matters based upon the information in the form and context in which it appears.

Disclaimer

This document contains background information current at the date of this announcement. The announcement is in summary form and does not purport to be all-inclusive or complete. Recipients should conduct their own investigations and perform their own analysis in order to satisfy themselves as to the accuracy and completeness of the information, statements and opinions contained in this announcement.

The announcement is for information purposes only. Neither this announcement nor the information contained in it constitutes an offer, invitation, solicitation or recommendation in relation to the purchase or sales of shares in any jurisdiction. The announcement may not be distributed in any jurisdiction except in accordance with the legal requirements applicable in such jurisdiction. Recipients should inform themselves of the restrictions that apply to their own jurisdiction as a failure to do so may result in a violation of securities laws in such jurisdiction.

This announcement does not constitute investment advice and has been prepared without considering the recipients investment objectives, financial circumstances or particular needs and the opinions and recommendations in this announcement are not intended to represent recommendations of particular investments to particular persons.

Recipients should seek professional advice when deciding if an investment is appropriate. All securities transactions involve risks, which include (among others) the risk of adverse or unanticipated market, financial or political developments. To the fullest extent of the law, the Company, its officers, employees, agents and advisors do not make any representation or warranty, express or implied, as to the currency, accuracy, reliability or completeness of any information, statements, opinion, estimates, forecasts or other representations contained in this announcement. No responsibility for any errors or omissions from the announcement arising out of negligence or otherwise is accepted.

References have been made in this announcement to certain ASX announcements, including references regarding exploration results, mineral resources, production targets and forecast financial information. For full details, refer to said announcement on said date. The Company is not aware of any new information or data that materially affects this information. Other than as specified in this announcement and the mentioned announcements, the Company confirms that it is not aware of any new information or data that materially affects the information included in the original market announcements and, in the case of estimates of Mineral Resources, Exploration Target(s), Ore Reserves, Production Targets and forecast financial information from Production Targets, that all material assumptions and technical parameters underpinning the estimates in the relevant market announcement continue to apply and have not materially changed. The Company confirms that the form and context in which the Competent Person's findings are presented have not been materially modified from the original market announcement.

Forward Looking Statements

Some statements in this announcement regarding estimates or future events are forward looking statements. They include indications of, and guidance on, future earnings, cash flow, costs and financial performance. Forward looking statements include, but are not limited to, statements preceded by words such as "planned", "expected", "projected", "estimated", "may", "scheduled", "intends", "anticipates", "believes", "potential", "could", "nominal", "conceptual" and similar expressions. Forward looking statements, opinions and estimates included in this announcement are based on assumptions and contingencies which are subject to change without notice, as are statements about market and industry trends, which are based on interpretations of current market conditions. Forward looking statements are provided as a general guide only and should not be relied on as a guarantee of future performance. Forward looking statements may be affected by a range of variables that could cause actual results to differ from estimated results, and may cause the Company's actual performance and financial results in future periods to materially differ from any projections of future performance or results expressed or implied by such forward looking statements. These risks and uncertainties include but are not limited to liabilities inherent in mine development and production, geological, mining and processing technical problems, the inability to obtain any additional mine licenses, permits and other regulatory approvals required in connection with mining and third party processing operations, competition for among other things, capital, acquisition of reserves, undeveloped lands and skilled personnel, incorrect assessments of the value of acquisitions, changes in commodity

prices and exchange rate, currency and interest fluctuations, various events which could disrupt operations and/or the transportation of mineral products, including labour stoppages and severe weather conditions, the demand for and availability of transportation services, the ability to secure adequate financing and management's ability to anticipate and manage the foregoing factors and risks. There can be no assurance that forward looking statements will prove to be correct.

The Company has concluded it has a reasonable basis for providing the forward looking statements included in this announcement and believes that it has a "reasonable basis" to expect it will be able to complete the development of the Project, including with respect to any production targets and financial estimates, based on the information contained in this announcement.

Appendix 1 | Carnaby Resources Limited Tenements

Australian Projects

Tenement	Location	Structure
Tick Hill Gold and Copper Project		
ML7094	Queensland	100%
ML7096	Queensland	100%
ML7097	Queensland	100%
EPM9083	Queensland	82.5%
EPM11013	Queensland	82.5%
EPM14366	Queensland	82.5%
EPM14369	Queensland	82.5%
EPM17637	Queensland	82.5%
EPM18223	Queensland	82.5%
EPM18990	Queensland	82.5%
EPM19008	Queensland	82.5%
EPM25435	Queensland	82.5%
EPM25439	Queensland	82.5%
EPM25853	Queensland	82.5%
EPM25972	Queensland	82.5%
EPM26651	Queensland	100%
EPM27101	Queensland	100%
Malmac Gold and Base Metals Project		
E69/3509	Western Australia	100%
E69/3510	Western Australia	100%
E69/3702	Western Australia	100%
Throssel Gold Project		
E38/3289	Western Australia	100%
Pilbara Projects		
E45/5743	Western Australia	100%
E45/4638	Western Australia	100%

E45/5622	Western Australia	80%
E45/5819	Western Australia	100%
E45/5822	Western Australia	100%

Scandinavian Projects

Tenement	Location	Structure
Gladhammar nr 204, 205, 206	Sweden	100%
Lainejaur nr 20	Sweden	100%

Mining tenements acquired: E45/5819, E45/5822

Mining tenements disposed or relinquished: Nil

Beneficial percentage interests held in farm-in or farm-out agreements: Nil.

Beneficial percentage interests in farm-in or farm-out agreements acquired or disposed: Nil.

Appendix 5B

Mining exploration entity or oil and gas exploration entity quarterly cash flow report

Name of entity

CARNABY RESOURCES LIMITED

ABN

62 610 855 064

Quarter ended ("current quarter")

30 SEPTEMBER 2020

Consolidated statement of cash flows	Current quarter \$A'000	Year to date (12 months) \$A'000
1. Cash flows from operating activities		
1.1 Receipts from customers		
1.2 Payments for		
(a) exploration & evaluation (if expensed)	(346)	(346)
(b) development	-	-
(c) production	-	-
(d) staff costs	(112)	(112)
(e) administration and corporate costs	(88)	(88)
1.3 Dividends received (see note 3)	-	-
1.4 Interest received	3	3
1.5 Interest and other costs of finance paid	-	-
1.6 Income taxes paid	-	-
1.7 Government grants and tax incentives	-	-
1.8 Other (provide details if material)	-	-
1.9 Net cash from / (used in) operating activities	(543)	(543)

2. Cash flows from investing activities		
2.1 Payments to acquire:		
(a) entities	-	-
(b) tenements	-	-
(c) property, plant and equipment	-	-
(d) exploration & evaluation (if capitalised)	-	-
(e) investments	-	-
(f) other non-current assets	-	-

Mining exploration entity or oil and gas exploration entity quarterly cash flow report

Consolidated statement of cash flows		Current quarter \$A'000	Year to date (12 months) \$A'000
2.2	Proceeds from the disposal of:		
	(a) entities	-	-
	(b) tenements	1,340	1,340
	(c) property, plant and equipment	-	-
	(d) investments	-	-
	(e) other non-current assets	-	-
2.3	Cash flows from loans to other entities	-	-
2.4	Dividends received (see note 3)	-	-
2.5	Other (provide details if material)	-	-
2.6	Net cash from / (used in) investing activities	1,340	1,340

3.	Cash flows from financing activities		
3.1	Proceeds from issues of equity securities (excluding convertible debt securities)	2,653	2,653
3.2	Proceeds from issue of convertible debt securities	-	-
3.3	Proceeds from exercise of options	-	-
3.4	Transaction costs related to issues of equity securities or convertible debt securities	(172)	(172)
3.5	Proceeds from borrowings	-	-
3.6	Repayment of borrowings	-	-
3.7	Transaction costs related to loans and borrowings	-	-
3.8	Dividends paid	-	-
3.9	Other (transfers to Restricted Cash)	-	-
3.10	Net cash from / (used in) financing activities	2,481	2,481

4.	Net increase / (decrease) in cash and cash equivalents for the period		
4.1	Cash and cash equivalents at beginning of period	1,099	1,099
4.2	Net cash from / (used in) operating activities (item 1.9 above)	(543)	(543)
4.3	Net cash from / (used in) investing activities (item 2.6 above)	1,340	1,340
4.4	Net cash from / (used in) financing activities (item 3.10 above)	2,481	2,481

Mining exploration entity or oil and gas exploration entity quarterly cash flow report

Consolidated statement of cash flows		Current quarter \$A'000	Year to date (12 months) \$A'000
4.5	Effect of movement in exchange rates on cash held	-	-
4.6	Cash and cash equivalents at end of period	4,377	4,377

5.	Reconciliation of cash and cash equivalents at the end of the quarter (as shown in the consolidated statement of cash flows) to the related items in the accounts	Current quarter \$A'000	Previous quarter \$A'000
5.1	Bank balances	577	199
5.2	Call deposits	3,800	900
5.3	Bank overdrafts	-	-
5.4	Other (provide details)	-	-
5.5	Cash and cash equivalents at end of quarter (should equal item 4.6 above)	4,377*	1,099
	<p><i>*Balance excludes Restricted Cash of \$373K. Restricted Cash comprises cash held in term deposits in the Company's name which have been used to provide security for the Company's bank guarantee facility.</i></p> <p><i>*Carnaby has a cash balance as of 29 October 2020 of \$8.6M (including Restricted Cash). The increase of \$3.9M comprised of:</i></p> <ul style="list-style-type: none"> <i>• \$2M Share Purchase Plan (refer ASX release 9 October 2020)</i> <i>• \$1.5M cash receivable as a result of Tick Hill permit approval (refer ASX release 12 October 2020)</i> <i>• \$347K Issue of shares to Directors</i> 		

6. Payments to related parties of the entity and their associates

	Current quarter \$A'000
6.1 Aggregate amount of payments to related parties and their associates included in item 1	53
6.2 Aggregate amount of payments to related parties and their associates included in item 2	-

Note: if any amounts are shown in items 6.1 or 6.2, your quarterly activity report must include a description of, and an explanation for such payments:

Payments to related parties represent Directors salaries, fees and superannuation.

Mining exploration entity or oil and gas exploration entity quarterly cash flow report

7. Financing facilities	Total facility amount at quarter end \$A'000	Amount drawn at quarter end \$A'000
<i>Note: the term "facility" includes all forms of financing arrangements available to the entity. Add notes as necessary for an understanding of the sources of finance available to the entity.</i>		
7.1 Loan facilities	-	-
7.2 Credit standby arrangements	-	-
7.3 Other (please specify)	-	-
7.4 Total financing facilities	-	-
7.5 Unused financing facilities available at quarter end		-
7.6 Include in the box below a description of each facility above, including the lender, interest rate, maturity date and whether it is secured or unsecured. If any additional financing facilities have been entered into or are proposed to be entered into after quarter end, include a note providing details of those facilities as well.		

8. Estimated cash available for future operating activities	\$A'000
8.1 Net cash from / (used in) operating activities (Item 1.9)	(543)
8.2 Capitalised exploration & evaluation (Item 2.1(d))	-
8.3 Total relevant outgoings (Item 8.1 + Item 8.2)	(543)
8.4 Cash and cash equivalents at quarter end (Item 4.6)	4,377
8.5 Unused finance facilities available at quarter end (Item 7.5)	-
8.6 Total available funding (Item 8.4 + Item 8.5)	4,377
8.7 Estimated quarters of funding available (Item 8.6 divided by Item 8.3)	8,06

8.8 If Item 8.7 is less than 2 quarters, please provide answers to the following questions:

1. Does the entity expect that it will continue to have the current level of net operating cash flows for the time being and, if not, why not?

Answer: Not applicable

2. Has the entity taken any steps, or does it propose to take any steps, to raise further cash to fund its operations and, if so, what are those steps and how likely does it believe that they will be successful?

Answer: Not applicable

3. Does the entity expect to be able to continue its operations and to meet its business objectives and, if so, on what basis?

Answer: Not applicable

Compliance statement

- 1 This statement has been prepared in accordance with accounting standards and policies which comply with Listing Rule 19.11A.
- 2 This statement gives a true and fair view of the matters disclosed.

Date: 29 October 2020.....

Authorised by: The Board of Directors.....
(Name of body or officer authorising release – see note 4)

Notes

1. This quarterly cash flow report and the accompanying activity report provide a basis for informing the market about the entity's activities for the past quarter, how they have been financed and the effect this has had on its cash position. An entity that wishes to disclose additional information over and above the minimum required under the Listing Rules is encouraged to do so.
2. If this quarterly cash flow report has been prepared in accordance with Australian Accounting Standards, the definitions in, and provisions of, *AASB 6: Exploration for and Evaluation of Mineral Resources* and *AASB 107: Statement of Cash Flows* apply to this report. If this quarterly cash flow report has been prepared in accordance with other accounting standards agreed by ASX pursuant to Listing Rule 19.11A, the corresponding equivalent standards apply to this report.
3. Dividends received may be classified either as cash flows from operating activities or cash flows from investing activities, depending on the accounting policy of the entity.
4. If this report has been authorised for release to the market by your board of directors, you can insert here: "By the board". If it has been authorised for release to the market by a committee of your board of directors, you can insert here: "By the [name of board committee – eg Audit and Risk Committee]". If it has been authorised for release to the market by a disclosure committee, you can insert here: "By the Disclosure Committee".
5. If this report has been authorised for release to the market by your board of directors and you wish to hold yourself out as complying with recommendation 4.2 of the ASX Corporate Governance Council's *Corporate Governance Principles and Recommendations*, the board should have received a declaration from its CEO and CFO that, in their opinion, the financial records of the entity have been properly maintained, that this report complies with the appropriate accounting standards and gives a true and fair view of the cash flows of the entity, and that their opinion has been formed on the basis of a sound system of risk management and internal control which is operating effectively.