

ASX ANNOUNCEMENT

9 November 2020

Company Presentation

Rumble Resources Limited (ASX: RTR) ("Rumble" or "the Company") is pleased to make available a copy of the presentation that Managing Director Shane Sikora will be delivering at the upcoming 121 Mining Investment Online Conference.

The presentation provides a summary of the recent exciting high-grade gold drill results at the Western Queen and the Thunderstorm Projects along with outlining the multiple completed (awaiting assays), ongoing and planned drill programs on Rumble's Pipeline of Significant High-Grade Gold and Tier 1 Projects in 2020, providing multiple near-term catalysts for a significant re-rating.

Refer presentation enclosed over page.

This Announcement is authorised for release by Shane Sikora, Managing Director of the Company.

Ends.



Rumble Resources Ltd

Suite 9, 36 Ord Street,
West Perth, WA 6005

T +61 8 6555 3980

F +61 8 6555 3981

rumbleresources.com.au

ASX RTR

Executives & Management

Mr Shane Sikora
Managing Director

Mr Brett Keillor
Technical Director

Mr Matthew Banks
Non-executive Director

Mr Michael Smith
Non-executive Director

Mr Steven Wood
Company Secretary

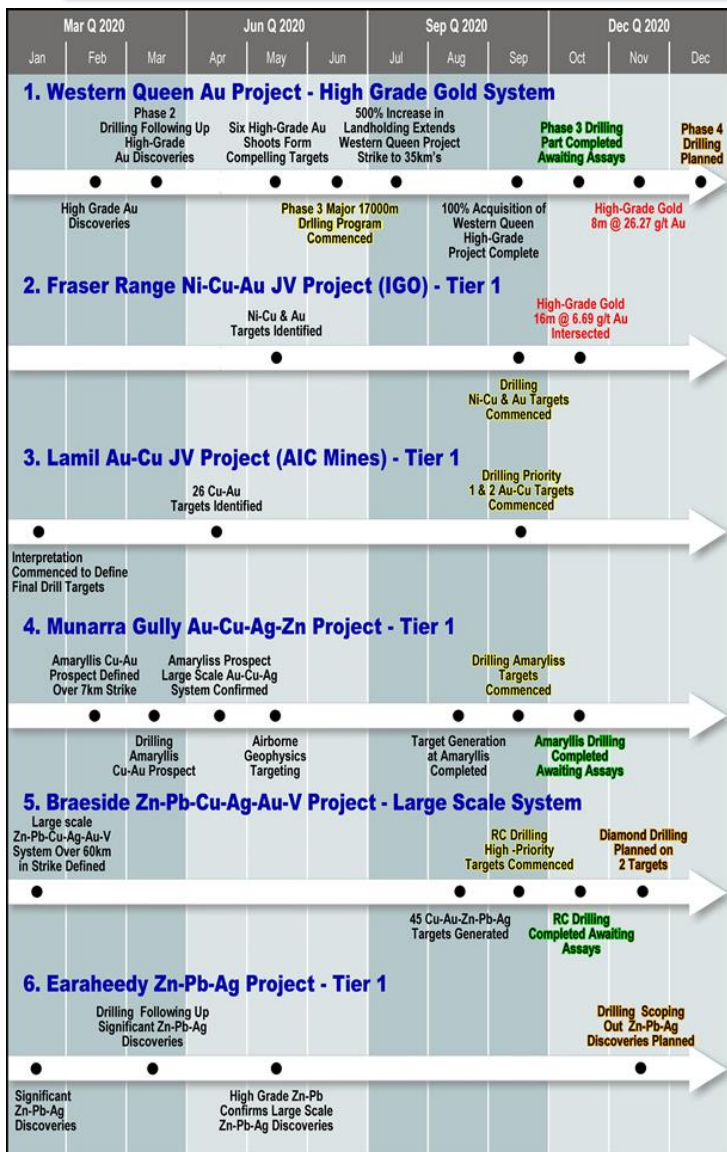
Mr Mark Carder
Exploration Manager



Image: Western Queen High-Grade Gold Central Open Pit (historic production 190,000 oz @ 8.9 g/t Au)

Significant High-Grade Gold System and Multiple Tier 1 Projects

Multiple Near Term Catalysts Drilling a Pipeline of Projects



❖ 2 Drill Programs Completed

- Phase 3 Western Queen Project - **High-Grade Au Discovered**
- Fraser Range Thunderstorm Project - **High-Grade Au Discovered**

❖ 2 Drill Programs – Completed Awaiting Assays

- Munarra Gully Project - 'Tier 1' Au-Cu-Ag Targets
- RC - Braeside Project - Large Scale Cu-Au-Zn-Pb-Ag Targets

❖ 2 Drill Programs - Commenced

- Lamil Project - 'Tier 1' Au-Cu Targets
- Phase 3 (Ongoing) Western Queen Project - High-Grade Au Targets

❖ 4 Drill programs - Planned

- Braeside Project - Large Scale Cu-Au-Zn-Pb-Ag Targets
- Fraser Range Thunderdome Project - 'Tier 1' Ni-Cu Targets
- Earahedy Project - 'Tier 1' Zn-Pb-Ag Targets
- Phase 4 Western Queen Project - High-Grade Au Targets

• De-Risked Strategy - Multiple avenues to discovery

• Highly leveraged to exploration success

• All projects have potential for world class discoveries

Corporate Overview



Capital Structure

Shares on Issue	#	523m
Unlisted Options on Issue ^{1 2 3}	#	35M
Cash ⁴	A\$	\$5.5m
Market Cap * as of 9th November 2020	A\$	\$75m

1. 9mil 8c options (22 December 2020)
2. 9mil 15c Options (22 December 2022)
3. 15mil Performance Options 20c, 30c, 40c, 50c, \$1 & \$2
4. Cash position Sep 20 Quarterly
5. R&D refund of \$850k anticipated in Dec Quarter (not incl in Cash Position)

Board & Management

Shane Sikora	Managing Director
Brett Keillor	Technical Director
Matthew Banks	Non-Executive Director
Michael Smith	Non-Executive Director
Steven Wood	Company Secretary
Mark Carder	Exploration Manager

RTR Chart Since January 2020

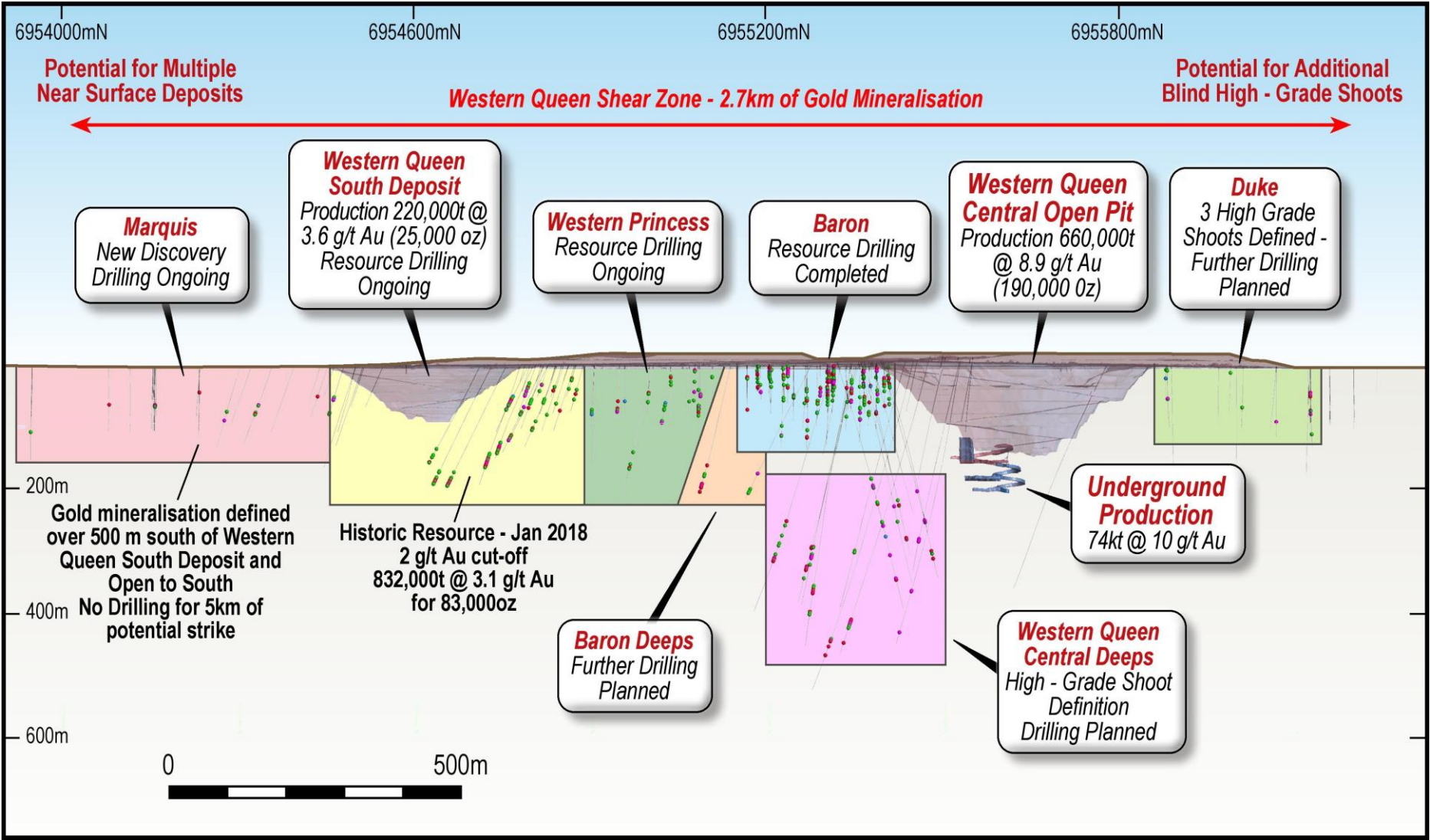


Ownership Analysis

Board and Management	9.6%
Top 20	32.8%

1. Western Queen Project – High-Grade Au System

2.7km of Gold Mineralisation and Open



1. Western Queen Project – High-Grade Au System Multiple High-Grade Au Shoot Targets



The Duke and Western Queen Central

- Multiple High-Grade Gold Shoots
- Same style of structural control
- Same mineralisation style with High-Grade Gold hosted in tremolite skarn (after pyroxene skarn – diopside)
- The panned high-grade gold at The Duke in the Tremolite Skarn is even grain size without coarse nuggetty gold with no sulphide or quartz

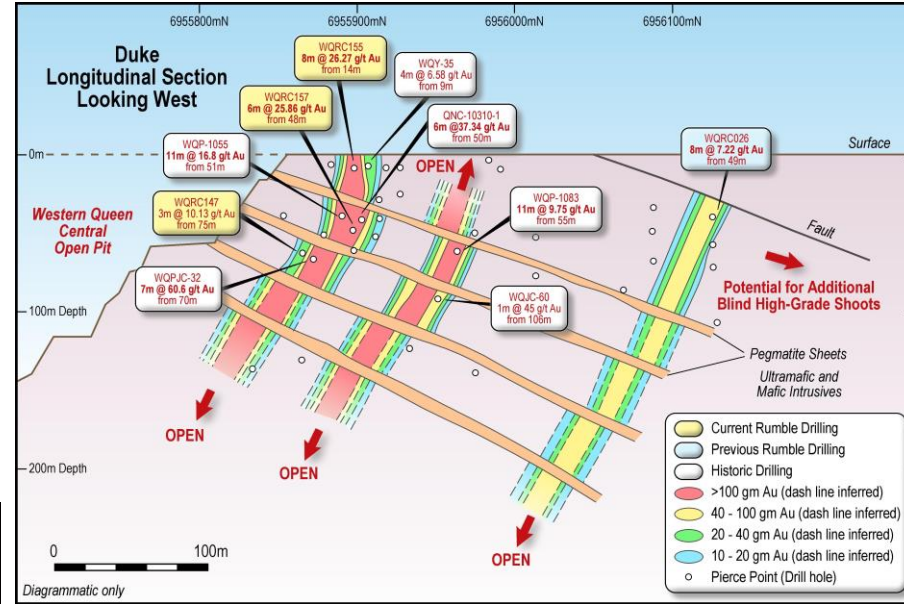
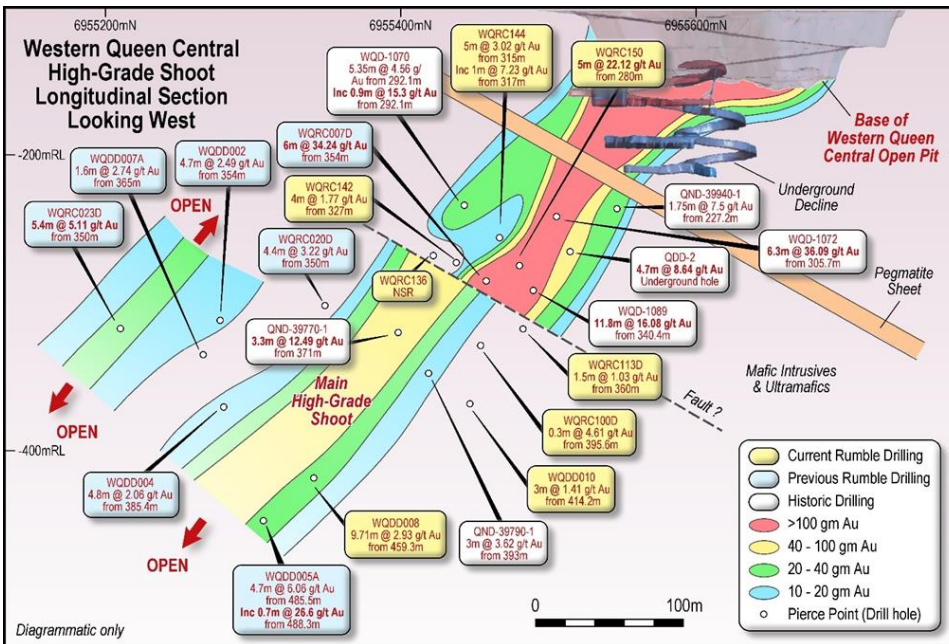


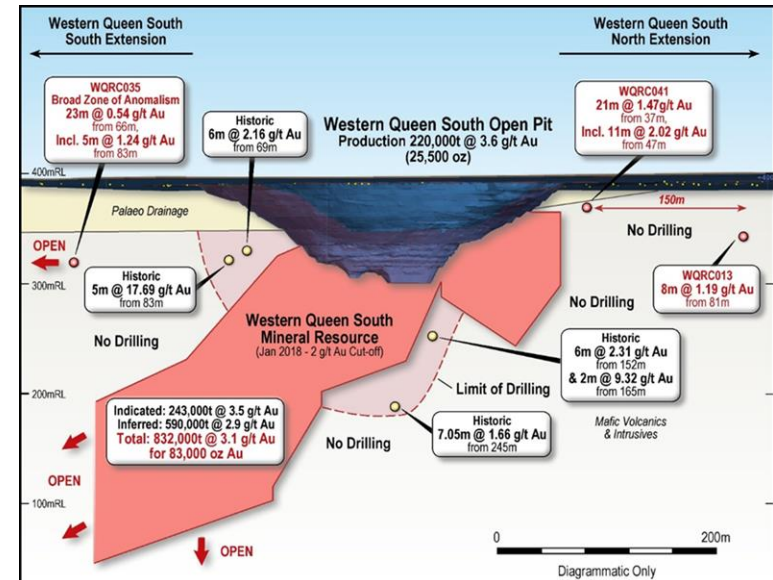
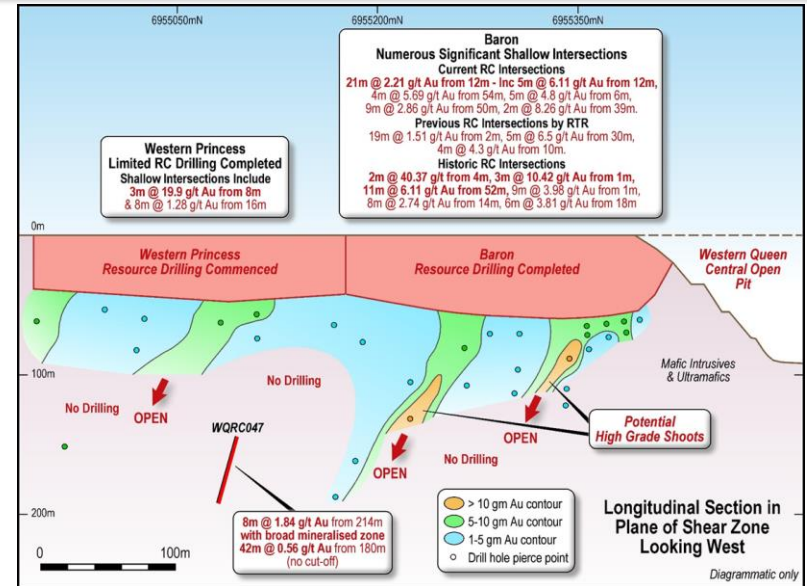
Image : Panned High-Grade Gold at Duke in Tremolite Skarn (green material)



1. Western Queen Project – High-Grade Au System Near Surface Au Resources



Image : WQ South Open Pit Close and WQ Central Open Pit in the Distance



Western Queen Gold Deposit							
Mineral Resource Estimate (2.0g/t Au cut-off)							
Deposit	Indicated		Inferred		Total		
	Tonnes	Au g/t	Tonnes	Au g/t	Tonnes	Au g/t	Au ounces
	t	g/t	t	g/t	t	g/t	
WQ South	243,000	3.5	590,000	2.9	832,000	3.1	83,000
WQ Central	-	-	130,000	9.0	130,000	9.0	38,000
Total	243,000	3.5	719,000	4.0	962,000	3.9	120,000

Table 1 – Western Queen Project Resource Estimate (table subject to rounding)

1. Western Queen Project – High-Grade Au System WQ Shear Zone Extension – New Au Discovery

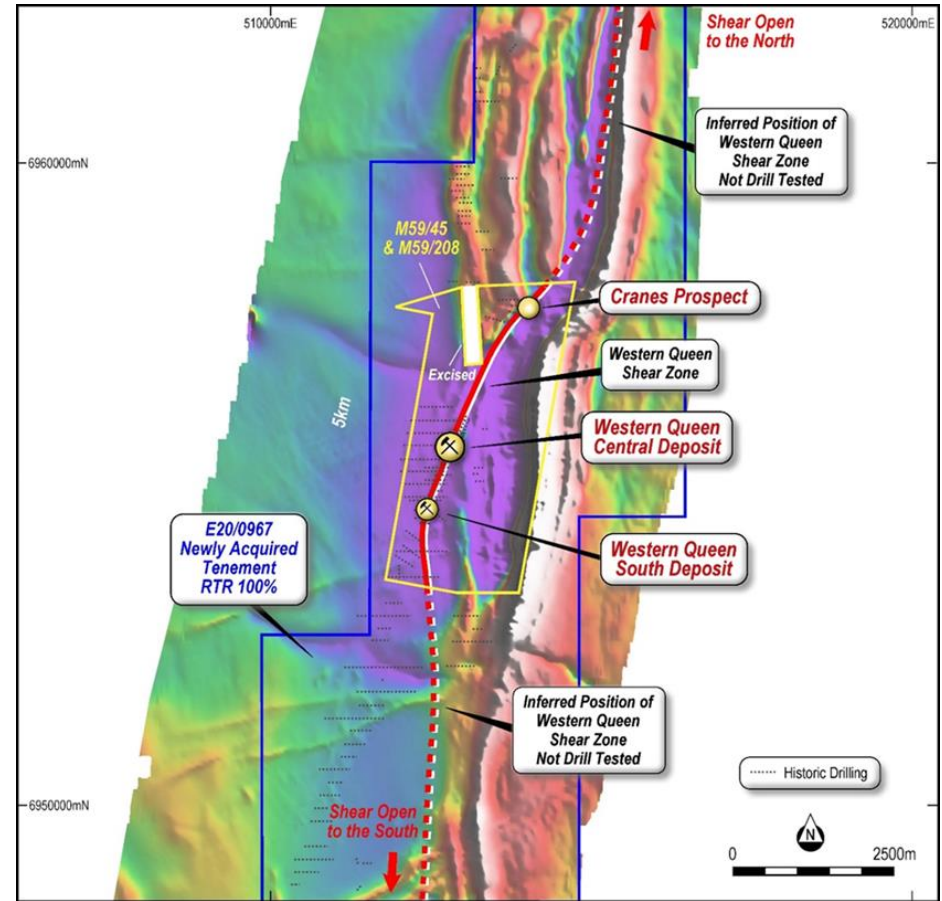
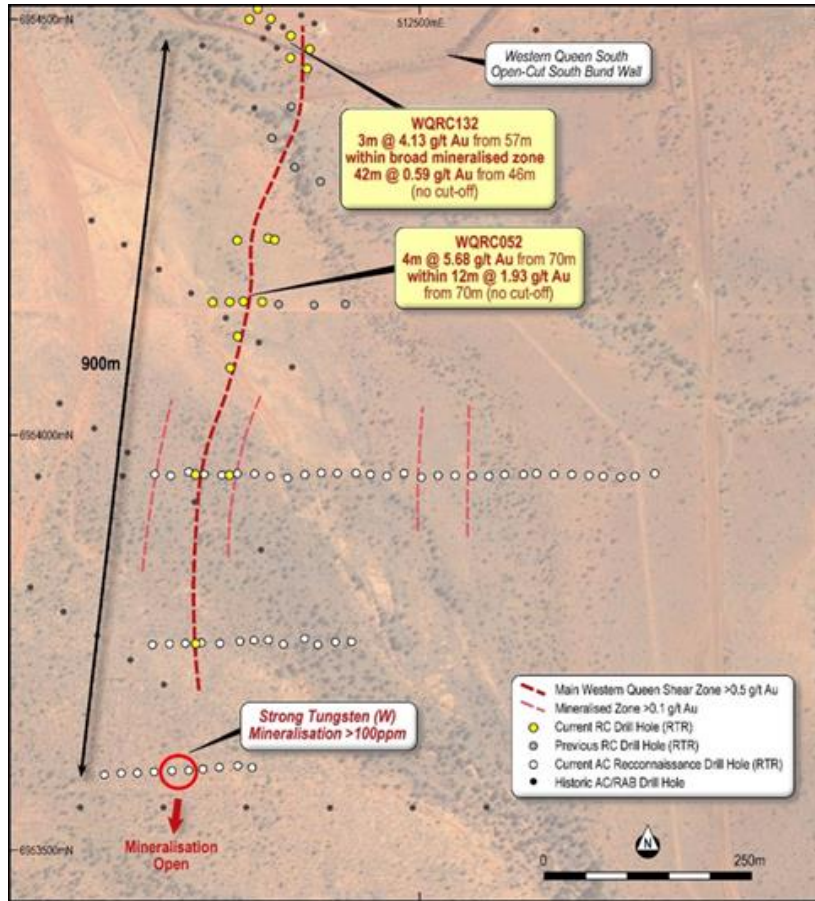


Image : Newly Discovered Marquis Zone south of WQ South Deposit

Marquis Zone – New Gold Discovery

- 500m of gold mineralisation defined in WQ Shear Zone to the South of the WQ South Deposit
- Over 5km of strike untested highlighting the potential for multiple new, near surface deposits.
- This shear zone extension was previously unknown/blind.

1. Western Queen Project - High-Grade Au System

WQ Shear Zone High Grade Au Structure



Western Queen Project (RTR 100%)

The Duke (North of WQ Central)

- 8m @ 26.27 g/t Au from 14m (WQRC155)
- 6m @ 25.87 g/t Au from 48m (WQRC157)
- 7m @ 60.6 g/t Au from 70m – (WQJC-32)
- 6m @ 37.34 g/t Au from 50m – (QNC-10310-1)
- 11m @ 16.8 g/t Au from 51m – (WQP-1055)
- 11m @ 9.75 g/t Au from 55m – (WQP-1083)

Western Queen Central – Down Plunge

- 6.4m @ 36.09 g/t Au from 305.7m (WQD-1072)
- 6m @ 34.24 g/t Au from 354m (WQRC007D)
- 5m @ 22 g/t Au from from 280m (WQRC150)
- 11.8m @ 16.08 g/t Au from 340.4m (WQD-1089)

The Baron (South Of WQ Central)

- 2m @ 40.37 g/t Au from 4m (WQY-85)
- 3m @ 10.42 g/t Au from 1m (WQY-123)
- 3m @ 9.30 g/t Au from 3m (WQY-76)

Western Princess

- 3m @ 19.9 g/t Au from 8m WQRC011

Western Queen South Deposit

- 3m @ 66 g/t Au from 135m (QND-38975-1)
- 5m @ 17.69 g/t Au from 83m (QNC-8900-1)

Cranes Prospect - (2km north of WQ Central)

- 14m @ 4.87 g/t Au from surface (CRAC015)

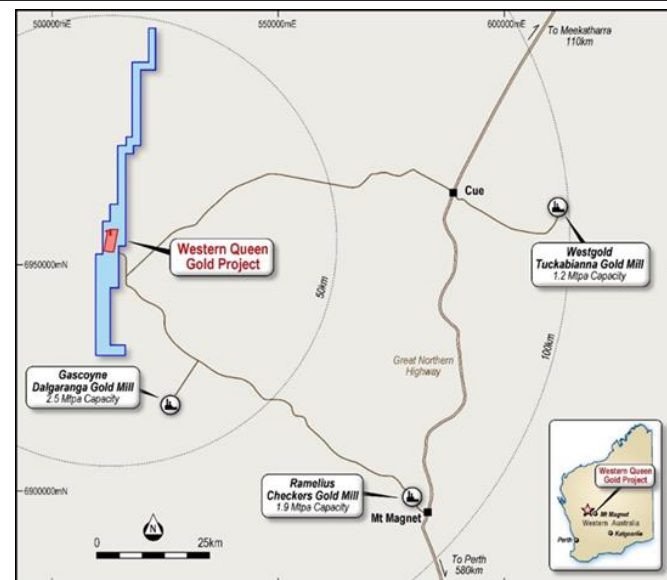
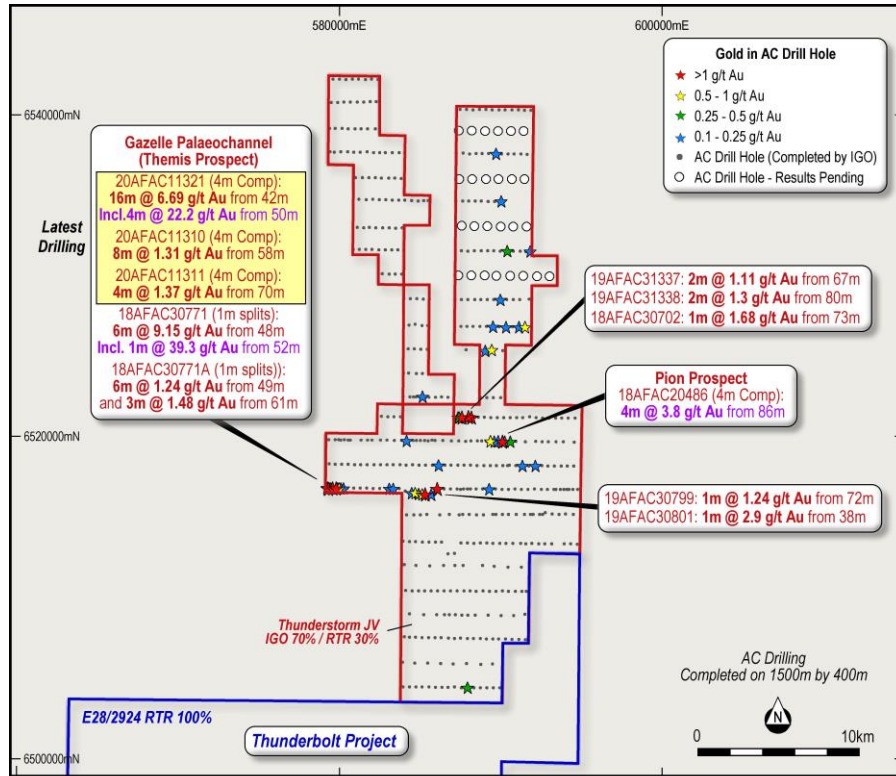


Image – Location of Western Queen Project and three active mills within 110kms

2. Thunderstorm JV & Thunderbolt Projects - Tier 1 Fraser Range Au Targets

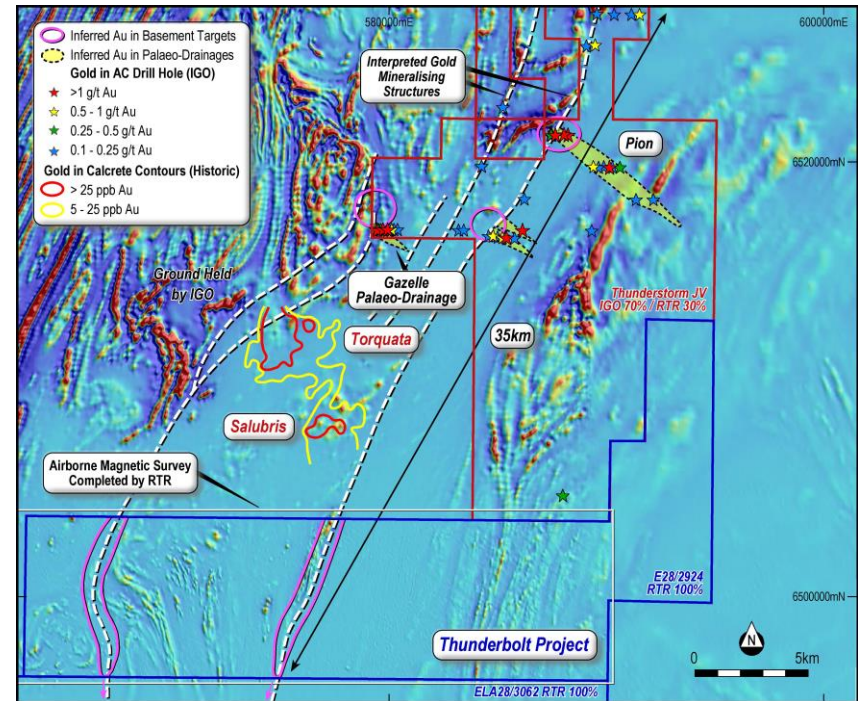


Thunderstorm JV Project (IGO 70% RTR 30%)

- Reconnaissance AC drilling 1.5km by 400m intersected widespread gold throughout the project including **high-grade gold at Themis:**
 - 16m @ 6.69 g/t Au from 42m (20AFAC11321)
 - 6m @ 9.15 g/t Au from 48m (18AFAC30771)
- Important:** Preliminary high-grade gold grain study by IGO indicates the gold is potentially close to a primary source

Thunderbolt Project - (RTR 100%)

- Lies south of and contiguous to the Thunderstorm JV Project



Images. High-Grade Gold panned from the Themis Au Prospect – 18AFAC30771

2. Thunderdome JV Project – Tier 1 Fraser Range Ni-Cu Targets



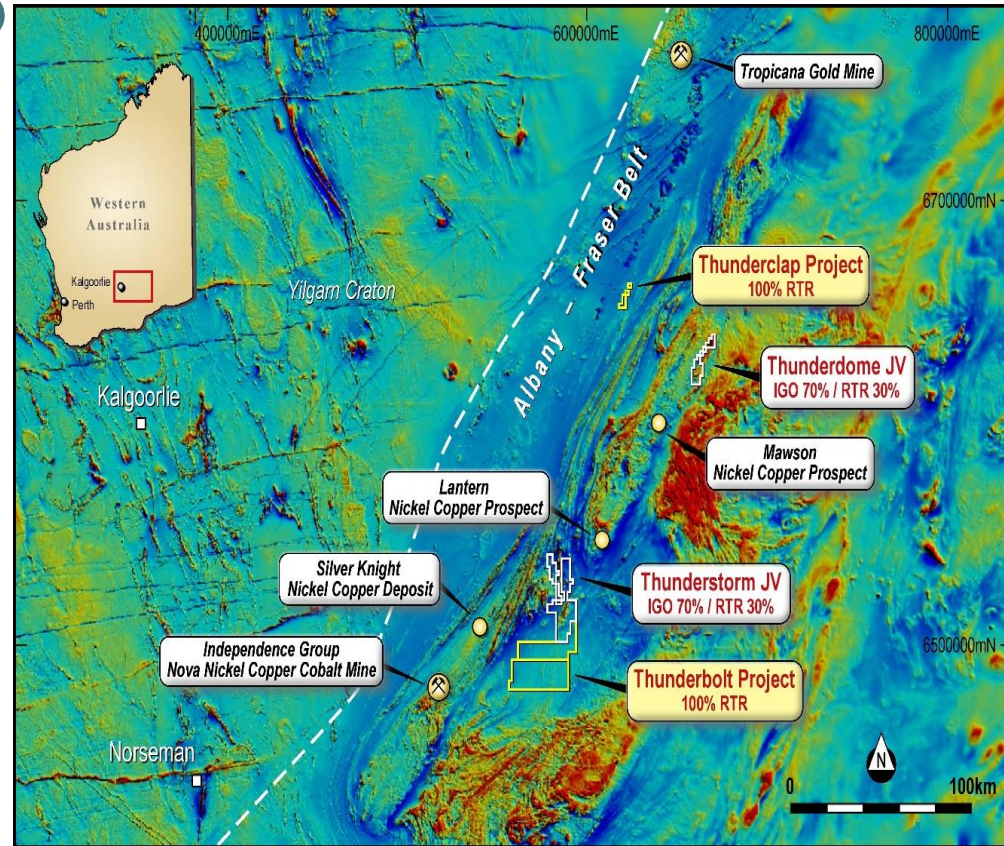
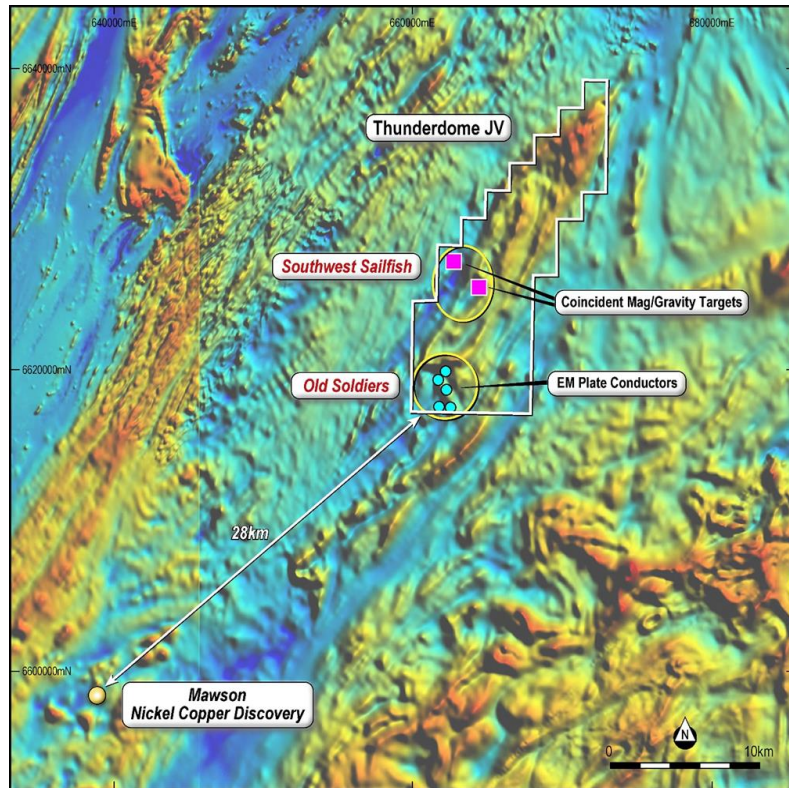
Thunderdome JV Project (IGO 70% RTR 30%)

Sailfish Ni-Cu Tier 1 Targets

- Magnetic low/gravity high features conceptual targets analogous of Legend Mining’s Mawson Ni-Cu discovery (Located 30km NE along trend)

Old Soldiers Ni-Cu-Zn Tier 1 Targets

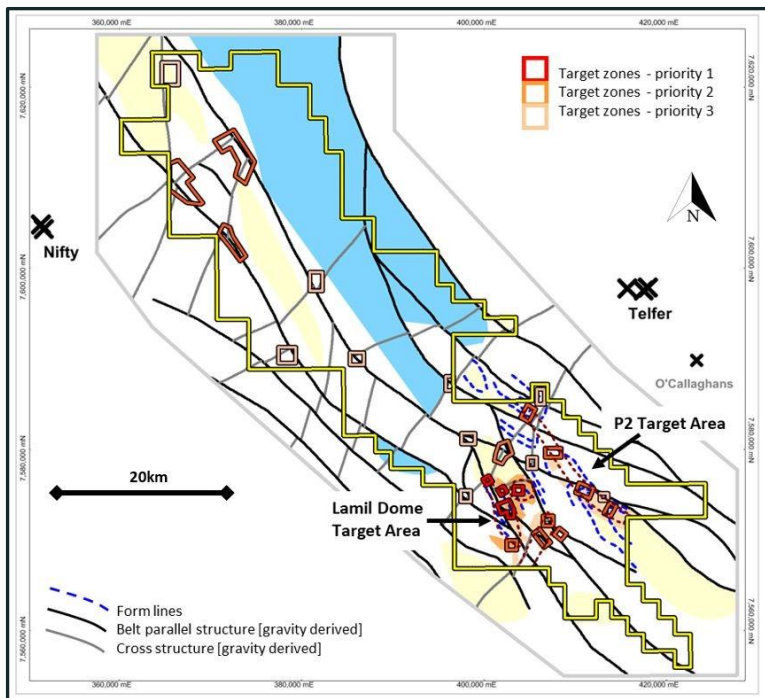
- Multiple EM conductors over a 12km Cu-Zn trend



Albany Fraser Range Province

- World Class Nova Nickel Copper Cobalt Mine
- World Class Tropicana Gold Mine
- Highly sought-after region with new Silver knight and Mawson Discoveries

3. Lamil JV Project – Tier 1 Paterson Province Au-Cu Targets



Lamil JV Project (RTR 100% - AIC Earning up to 65%)

- AIC Mines can earn 50% interest by spending \$6 million at Lamil over 4 years, Thereafter AIC can earn a further 15% by spending \$4 million over 1 year if Rumble does not elect to contribute.

Paterson Province

- World class Telfer gold-copper mine and Nifty copper mine.
- Highly sought-after region with multiple new discoveries - Winu Cu-Au (Rio Tinto) and Haveiron (Greatland/Newcrest)

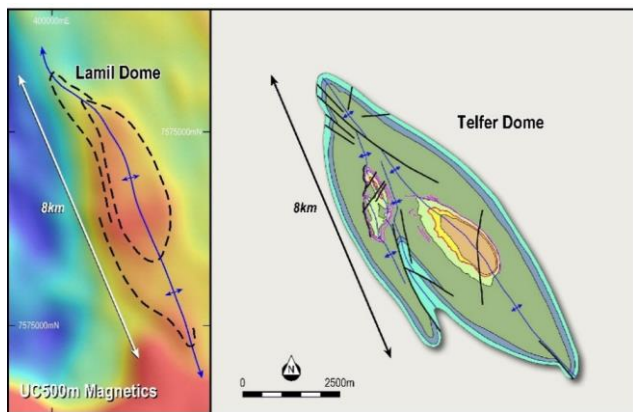
Tier 1 Targets

Fifteen High Priority Au-Cu targets identified by JV partner AIC located between nifty and Telfer

- **Four Priority 1 Targets (Lamil Dome)** interpreted to be shallow, ie <60m, and confidence in modelling is highest.
- **11 Priority 2 Targets** have been identified in areas where depth to basement is also interpreted to be shallow, i.e. 60m, and confidence in modelling is moderate.

Lamil dome (P1 Target) Key Target of interest

- Target has similar dome size, trend and inferred host rocks to the Telfer Au – Cu deposit (32Moz Au, 1Mt Cu resource), a large dome structure which lies 30km to the northeast



4. Munarra Gully Project – Tier 1 Large-Scale Au-Cu-Ag Targets



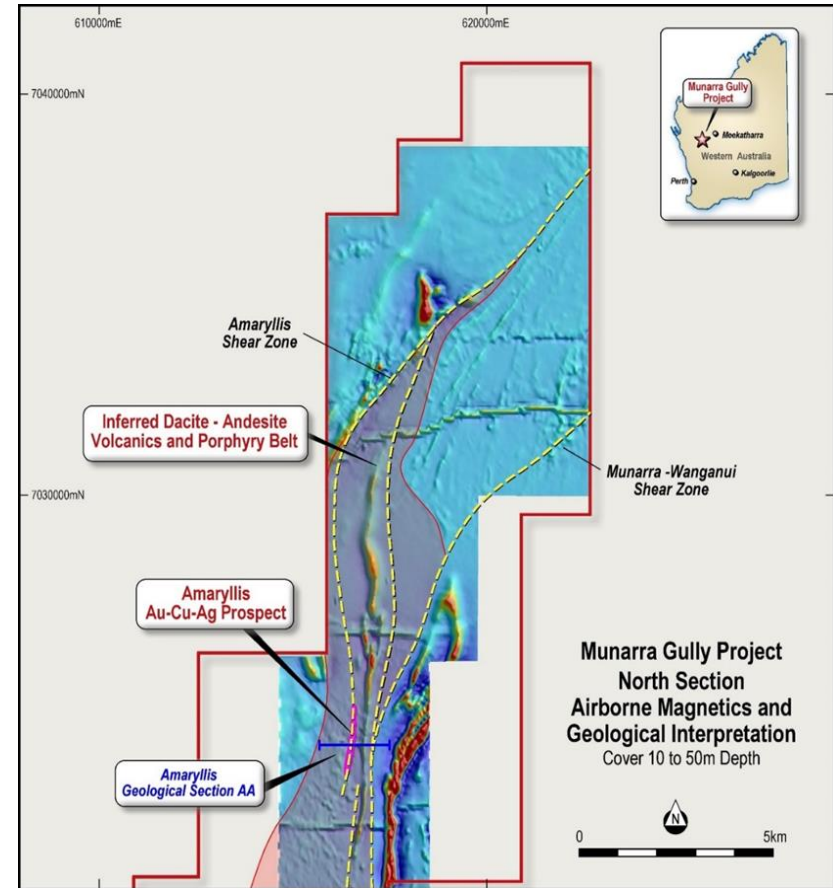
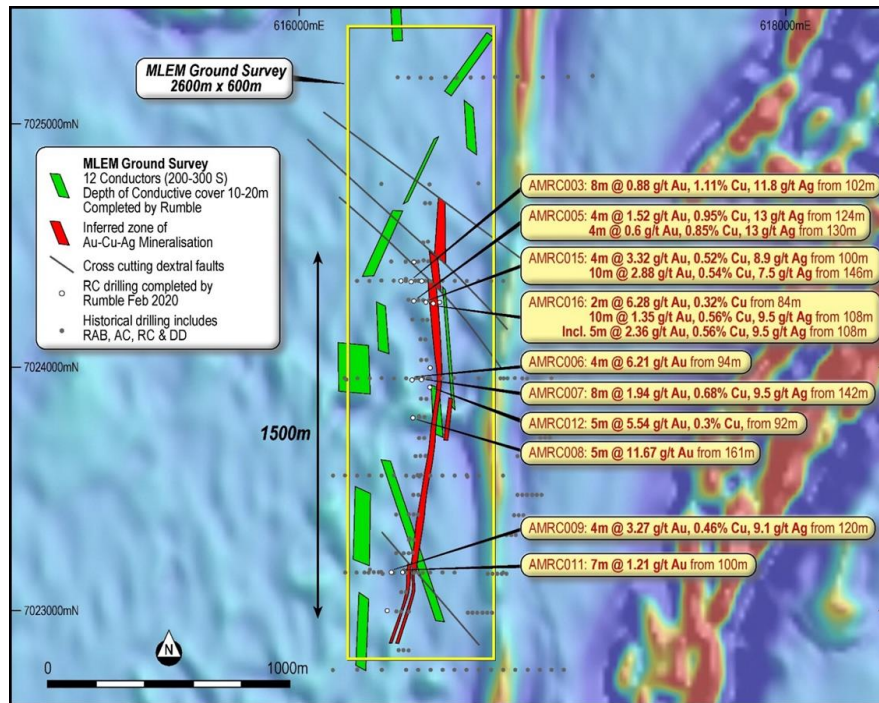
Munarra Gully Project - Amaryllis Prospect (100% RTR)

High-grade Au mineralisation:

- 5m @ 11.67 g/t Au from 161m (AMRC008)
- 2m @ 13.45 g/t Au from 92m (AMRC012)
- 4m @ 6.21 g/t Au from 94m (AMRC006 – 4m composites)

Significant Au-Cu-Ag mineralisation:

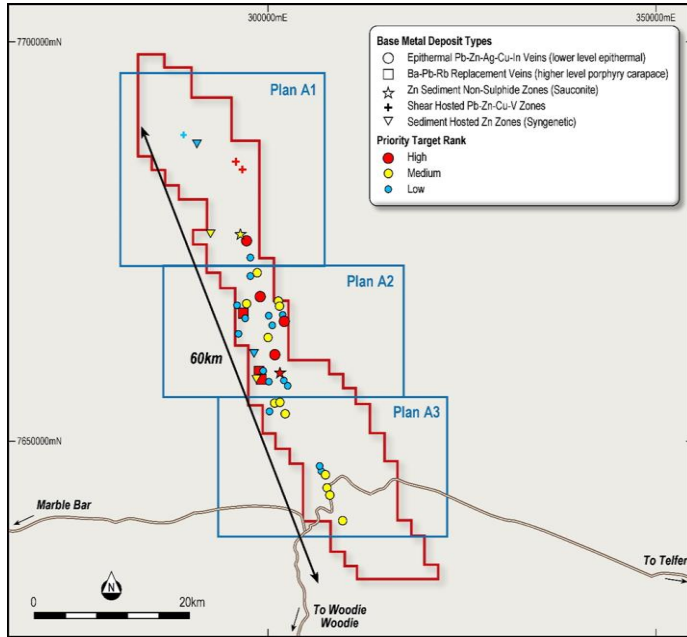
- 8m @ 1.94 g/t Au, 0.68% Cu, 9.5 g/t Ag from 142m (AMRC007)
- 10m @ 2.88 g/t Au, 0.54% Cu, 7.5 g/t Ag from 146m (AMRC015)
- 8m @ 4.18 g/t Au, 0.51% Cu, 11.63 g/t Ag from 161m (MHD046)



Large-scale Au-Cu-Ag System – Tier 1 Potential:

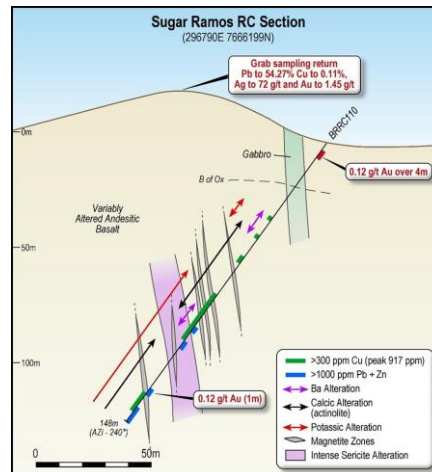
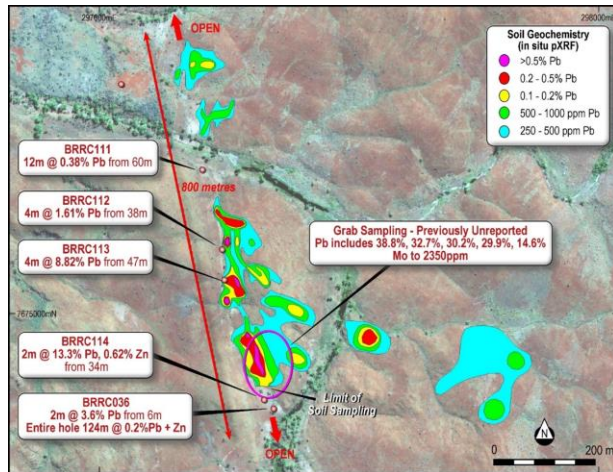
- Over 1500m of Au-Cu-Ag mineralised strike confirmed
- Open in all directions
- Au-Cu-Ag in wide alteration zones up to 50m true width
- Strong strike and dip length continuity of Au-Cu-Ag

5. Braeside Project – Large Scale System 45 Priority Cu-Au-Zn-Pb-Ag Targets



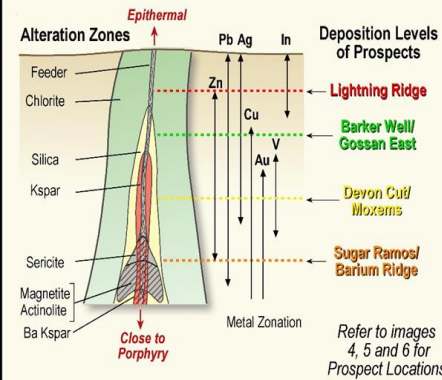
Braeside Project (70% RTR)

- Regional Scale Porphyry to Epithermal System from surface
- Large-scale mineralised system over 60km in strike and 8km in width
- 45 Priority Cu-Au-Zn-Pb-Ag targets generated - all capable of discoveries
- Camp Scale Potential with 5 deposit types delineated

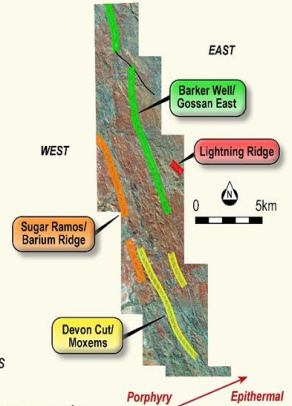


Braeside Geological/Alteration Model Porphyry Related Polymetallic Vein Deposit Types

Geological Model

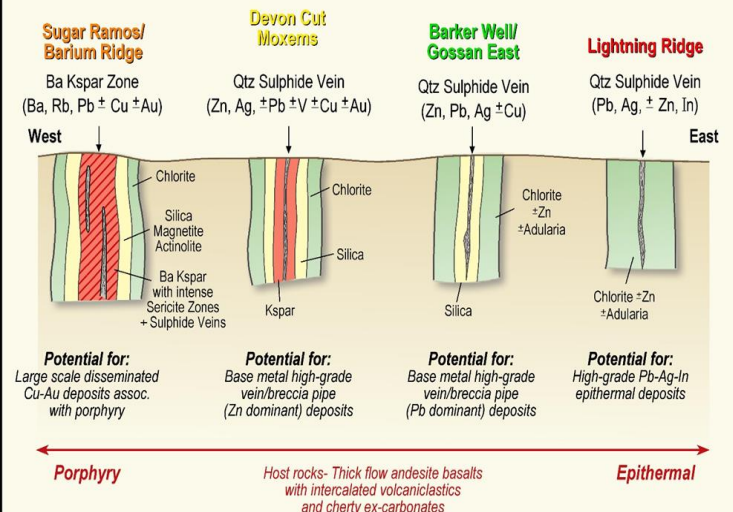


Depositional Level of Prospects

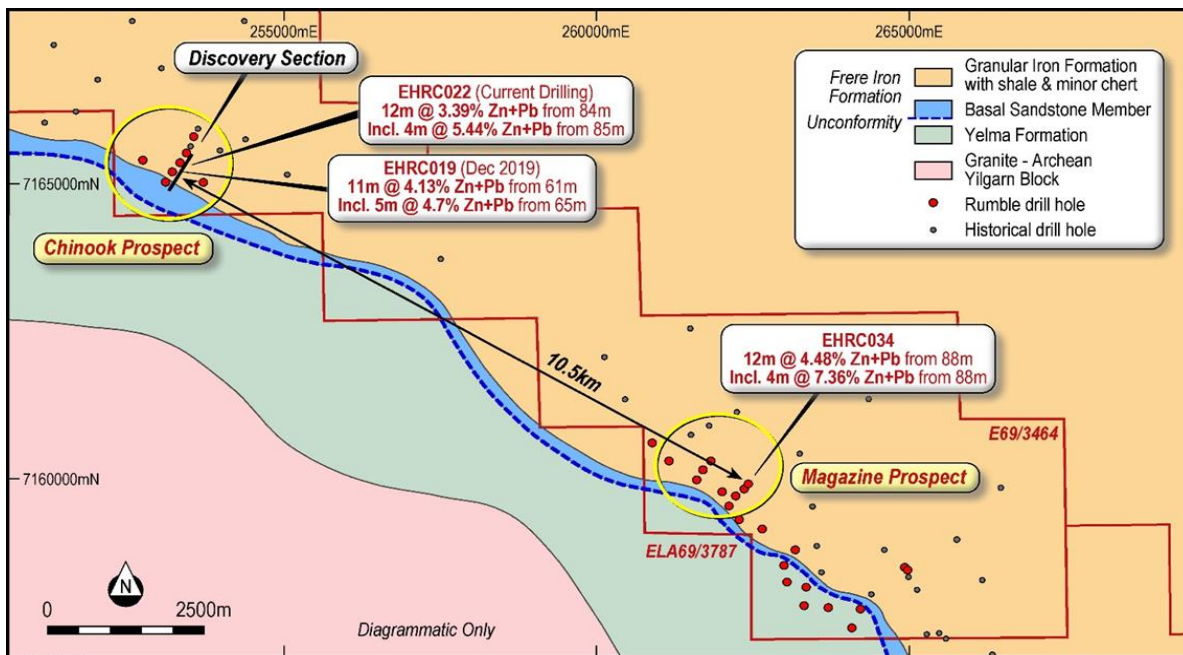


Diagrammatic only
not to scale

Cross Section of Prospects



6. Earraheedy Project – Tier 1 Large-Scale Zn-Pb-Ag Targets



Earraheedy Project (RTR 75%)

Two Large Scale Zn-Pb-Ag Discoveries:

- At Chinook, higher-grade Zn-Pb confirmed over 200m horizontal width and up to 12m vertical true thickness (within 41m Zn-Pb broad zone)
- Magazine and Chinook are 10.5km apart with the Zn-Pb-Ag mineralisation completely open
- The Project covers over 40km of sandstone unconformity prospective strike - remains untested and completely open
- Zeroing in on High Grade Zones - Higher-grade Zn-Pb identified in sandstone channel and facies zones which are conducive to developing higher-grade Zn-Pb mineralisation

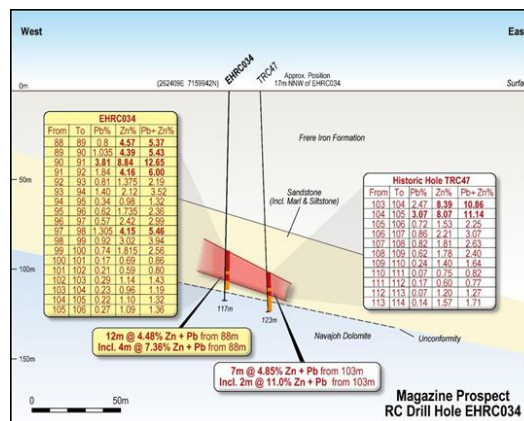
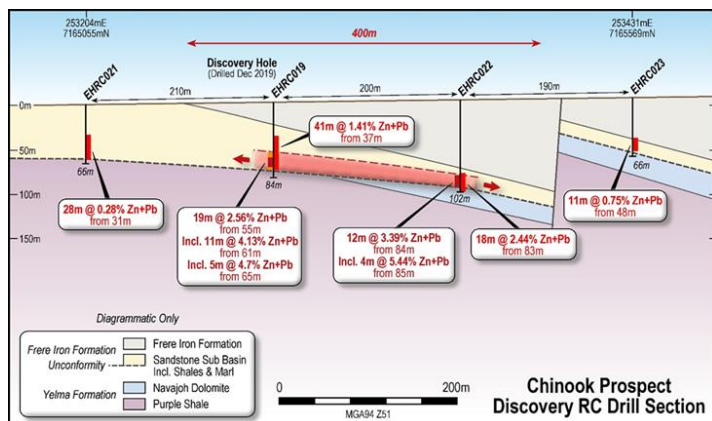
Deposit Type:

- Multiple large tonnage, flat lying, shallow, open pitted sandstone Zn-Pb-Ag deposits

Exploration Target Tier 1 Potential:

Earraheedy Zn-Pb Project – Exploration Target		
Range	Tonnes	Grade
Upper	100,000,000	4.5% Zn+Pb
Lower	40,000,000	3.5% Zn+Pb

* See Appendix 1 for parameters on Exploration Target





- Rumble executing de-risked pipeline of projects strategy
- Multiple near-term discovery catalysts
 - ❖ *Drilling High-Grade Gold System*
 - ❖ *Drilling Multiple 'Tier 1' Systems*
 - ❖ *Drilling Large Scale System*
- Strong cash position
- Successful Technical Director – Twice AMEC “Prospector Of The Year”

Location of Projects

Multiple Avenues to Discovery



Warroo Cu-Zn-Pb-Ag-Au-U-Pt Project

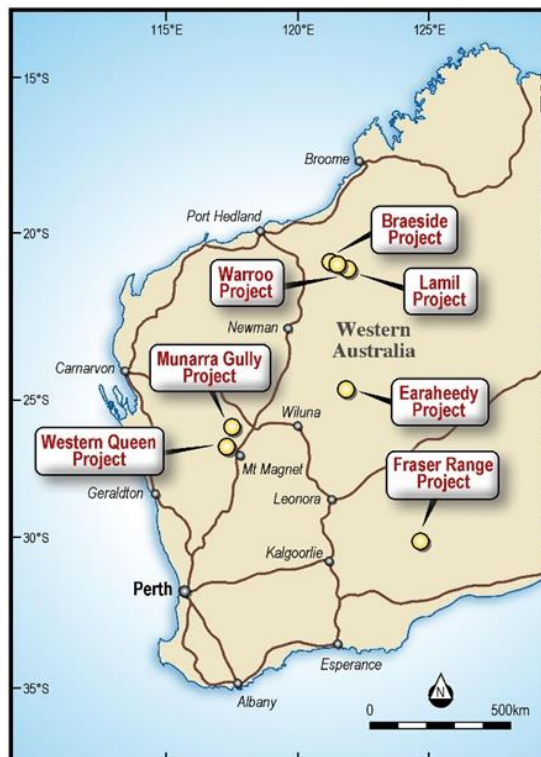
- Warroo Hill member prospect - 18km's of strike with extensive shallow copper to 3.43% and zinc to 26%
- Tier 1 Targets:
Large Scale VMS, stratiform and intrusive related Cu-Zn-Pb-Ag-Au deposits

Munarra Gully Au-Cu-Ag-Zn Project

- Amaryllis Prospect - Large-scale Au-Cu-Ag-zn system discovered with multiple high-grade Au (5m @ 11 g/t Au) and significant Au-Cu-Ag zones (10m @ 2.88 g/t Au, 0.54% Cu, 7.5 g/t Ag)
- Over 1.5kms of Au-Cu-Ag up to 50m wide and open in all directions
- Tier 1 Targets:
Large scale VMS Au-Cu-Ag-Zn deposits & Orogenic shear related Au-Cu-Ag deposits

Western Queen Au Project

- High-grade gold system with two historic mines that produced 215,000oz @ 7.6 g/t Au Open Pit and 8,355t @ 10.32 g/t Au Underground
- Unmined Open Pittable Resources of 83,000oz @ 3.1 g/t Au & underground resources of 38,000 ounces @ 9.0g/t Au
- Six High-Grade Au Shoot Targets with significant intercepts including 6m @ 34.24 g/t Au, 6.3m @ 36.09 g/t Au, 7m @ 60.6 g/t Au & 6m @ 37.34 g/t Au
- High-Grade System Targets:
Additional underground high-grade gold and near surface gold resources



Fraser Range Ni-Cu-Au Project

- JV with major IGO Limited (ASX: IGO) on 2 Projects
- Two high-Grade Au Discoveries 16m @ 6.69 g/t Au & 6m @ 9.15 g/t au
- Magnetic low/gravity high targets & multiple EM conductors over a 12km Cu-Zn trend - 30km along strike from Mawsons Ni-Cu Discovery
- Tier 1 Targets:
Massive Ni-Cu type deposits. Palaeo-channel Au and basement Au deposits

Braeside Zn-Pb-Cu-AG-Au-V Project

- 60km's of mineralisation
- 45 Priority Cu-Au-Zn-Pb-Ag Targets generated
- Large Scale System Targets:
Large Cu-Au disseminated porphyry deposits along with high grade base metal vein/breccia pipe and epithermal Pb-Zn-Ag-In+/- Au deposits

Lamil Au-Cu Project

- \$10M farm out with AIC Mines (ASX:AIC) located in Paterson Province
- 26 Au-Cu Targets located between world-class Nifty & Telfer Mines in Paterson Province
- Lamil Dome Target has similar dome size, trend & inferred host rocks to the nearby Telfer Au-Cu Dome deposit (32Moz Au, 1Mt Cu resource)
- Tier 1 Targets:
Stratiform base metal & Telfer Cu-Au deposit types

Eraheedy Zn-Pb-Ag Project

- Two Significant shallow flat lying Large-Scale Zn-Pb-Ag Discoveries
- Higher-grade Zn-Pb confirmed over 200m horizontal width and up to 12m vertical true thickness (within 41m Zn-Pb broad zone)
- Over 40km of prospective strike completely open
- Tier 1 Targets:
Multiple large-scale (large tonnage) flat lying Zn-Pb-Ag deposits that are amenable to open cut mining

Rumble Contacts – Thank You



Shane Sikora, Managing Director

E: info@rumbleresources.com.au

Web: www.rumbleresources.com.au



<https://twitter.com/RumbleResources>



<https://www.linkedin.com/company/rumble-resources-ltd>



Disclaimer



Disclaimer;

- This presentation has been prepared by Rumble Resources Limited (Rumble or the **Company**). It contains general information about the Company's activities current as at the date of the presentation. The information is provided in summary form and does not purport to be complete. This presentation is not to be distributed (nor taken to have been distributed) to any persons in any jurisdictions to whom an offer or solicitation to buy shares in the Company would be unlawful. Any recipient of the presentation should observe any such restrictions on the distribution of this presentation and warrants to the Company that the receipt of the presentation is not unlawful. It should not be considered as an offer or invitation to subscribe for or purchase any securities in the Company or as an inducement to make an offer or invitation with respect to those securities. No agreement to subscribe for securities in the Company will be entered into on the basis of this presentation or any information, opinions or conclusions expressed in the course of this presentation. This presentation is not a prospectus, product disclosure document or other offering document under Australian law or under any other law. It has been prepared for information purposes only. This presentation contains general summary information and does not take into account the investment objectives, financial situation and particular needs of any individual investor. It is not financial product advice and investors should obtain their own independent advice from qualified financial advisors having regard to their objectives, financial situation and needs. Rumble nor any of their related bodies corporate is licensed to provide financial product advice.
- This presentation and information, opinions or conclusions expressed in the course of this presentation contains forecasts and forward looking information. Such forecasts, projections and information are not a guarantee of future performance, involve unknown risks and uncertainties. Actual results and developments will almost certainly differ materially from those expressed or implied. There are a number of risks, both specific to Rumble, and of a general nature which may affect the future operating and financial performance of Rumble, and the value of an investment in Rumble including and not limited to title risk, renewal risk, economic conditions, stock market fluctuations, manganese demand and price movements, timing of access to infrastructure, timing of environmental approvals, regulatory risks, operational risks, reliance on key personnel, reserve estimations, native title risks, foreign currency fluctuations, and mining development, construction and commissioning risk.
- You should not act or refrain from acting in reliance on this presentation, or any information, opinions or conclusions expressed in the course of this presentation. This presentation does not purport to be all inclusive or to contain all information which its recipients may require in order to make an informed assessment of the prospects of Rumble. You should conduct your own investigation and perform your own analysis in order to satisfy yourself as to the accuracy and completeness of the information, statements and opinions contained in this presentation before making any investment decision. Recipients of this presentation must undertake their own due diligence and make their own assumptions in respect of the information contained in this presentation and should obtain independent professional advice before any decision based on the information. No representation or warranty, express or implied, is made in relation to the fairness, accuracy or completeness of the information, opinions and conclusions expressed in the course of this presentation. To the maximum extent permitted by law, no representation, warranty or undertaking, express or implied, is made and, to the maximum extent permitted by law, no responsibility or liability is accepted by the Company or any of its officers, employees, agents or consultant or any other person as to the adequacy, accuracy, completeness or reasonableness of the information in this presentation. To the maximum extent permitted by law, no responsibility for any errors or omissions from this presentation whether arising out of negligence or otherwise is accepted. An investment in the shares of the Company is to be considered highly speculative.
- The exploration targets or conceptual exploration targets in this presentation or expressed during the course of this presentation are subject to completion of the necessary feasibility studies, permitting and execution of all necessary infrastructure agreements. In relation to any statements pertaining to future exploration targets or conceptual exploration targets, the nature of the exploration target means that the potential quantity and grade is conceptual in nature, that there has been insufficient exploration to define a Mineral Resource and that it is uncertain if further exploration will result in the determination of a Mineral Resource. This presentation and information, opinions or conclusions expressed in the course of this presentation should be read in conjunction with Rumble's other periodic and continuous disclosure announcements lodged with the ASX, which are available on the Rumble website. They involve risk and uncertainties that could cause actual results to differ from estimated results. Forward-looking statements include, but are not limited to, statements concerning the Company's exploration programme, outlook and target sizes. They include statements preceded by words such as "potential", "target", "scheduled", "planned", "estimate", "possible", "future", "prospective" and similar expressions.

Competent Person Statement:

- The information in this presentation that relates to Exploration Results or Mineral Resources is based on information compiled or reviewed by Mr Brett Keillor, who is a Member of the Australian Institute of Mining and Metallurgy. Mr Keillor has sufficient experience, which is relevant to the style of mineralisation and type of deposit under consideration and to activities undertaken, to qualify as a Competent Person as defined in the 2012 Edition of the "Australasian Code for Reporting of Exploration Results, Mineral Resources and Ore Reserves". Mr Keillor consents to the inclusion in the presentation of the matters based on his information in the form and context in which it appears.
- Refer previous announcements in respect of exploration results dated 4 November 2020, 6 October 2020, 20 May 2020, 4 May 2020, 24 April 2020, 17 Feb 2020, 11 Feb. 2020, 23 Jan 2020, 26 November 2019, 8 November 2019, 21 November 2019, 21 October 2019, 1 October 2019, 23 August 2019, 22 August 2019, 6 August 2019, 11 July 2019, 1 July 2019, 4 April 2019, 12 March 2019, 12 February 2019, 6 February 2019, 17 December 2018, 27 November 2018, 30 August 2018 and 9 August 2018. The resource and acquisition terms for the Western Queen Au Project was disclosed in the ASX announcement dated 6 August 2019. Rumble is not aware of any new information or data that materially affects the information included in that relevant market announcement and that all material assumptions and technical parameters underpinning the estimates in the relevant market announcement continue to apply and have not materially changed.

Earaheedy Exploration Target

Rumble's Zn-Pb Exploration Target at the Earraheedy Project is between 40 to 100 million tonnes at a grade ranging between 3.5% Zn-Pb to 4.5% Zn-Pb. The Exploration Target is at a shallow depth (80m), and over 40kms of prospective strike (completely open) has been defined within the Earraheedy Project. The potential quantity and grade of the Exploration Target is conceptual in nature, there has been insufficient exploration to estimate a Mineral Resource and it is uncertain if further exploration will result in the estimation of a Mineral Resource. The Exploration Target, being conceptual in nature, takes no account of geological complexity, possible mining method or metallurgical recovery factors. The Exploration Target has been estimated in order to provide an assessment of the potential for large-scale Zn-Pb deposits within the Earraheedy Project. The Exploration Target has been prepared and reported in accordance with the 2012 edition of the JORC Code.

The Exploration Target is based on the current geological understanding of the mineralisation geometry, continuity of mineralisation and regional geology. This understanding is provided by an extensive drill hole database, regional mapping, coupled with understanding of the host stratigraphic sequence and a feasibility study completed at the nearby Paroo Pb deposit. Included in the data on which this Exploration Target has been prepared is recent RC drilling of 30 holes for 2690m (three RC stages) and Diamond Drilling of 4 holes for 1199.8m completed by Rumble along with 64 historic RC drill holes completed within the project area (E69/3464) by previous explorers (refer historical exploration results in previous ASX announcements dated 5 February 2019 and 12 October 2017, 23rd January 2020 which continue to apply and have not materially changed).

Some of the considerations in respect of the estimation of the Exploration Target include:

- Drilling results have demonstrated strong continuity of shallow, flat lying mineralisation;
- Over 40km's of prospective strike and open;
- Minimum 200m of width (based on shallow 7.5° and shallow depth to 80m, based on drilling results.
- True width of mineralisation up to 12metres received in drilling results; and
- Specific gravity (SG) of 2.5 (world average SG of sandstone – not accounting for metal).

The Company intends to test the Exploration Target with drilling and this further drilling is expected to extend over approximately 12 months. Grade ranges have been either estimated or assigned from lower and upper grades of mineralisation received in drilling results. A classification is not applicable for an Exploration Target.