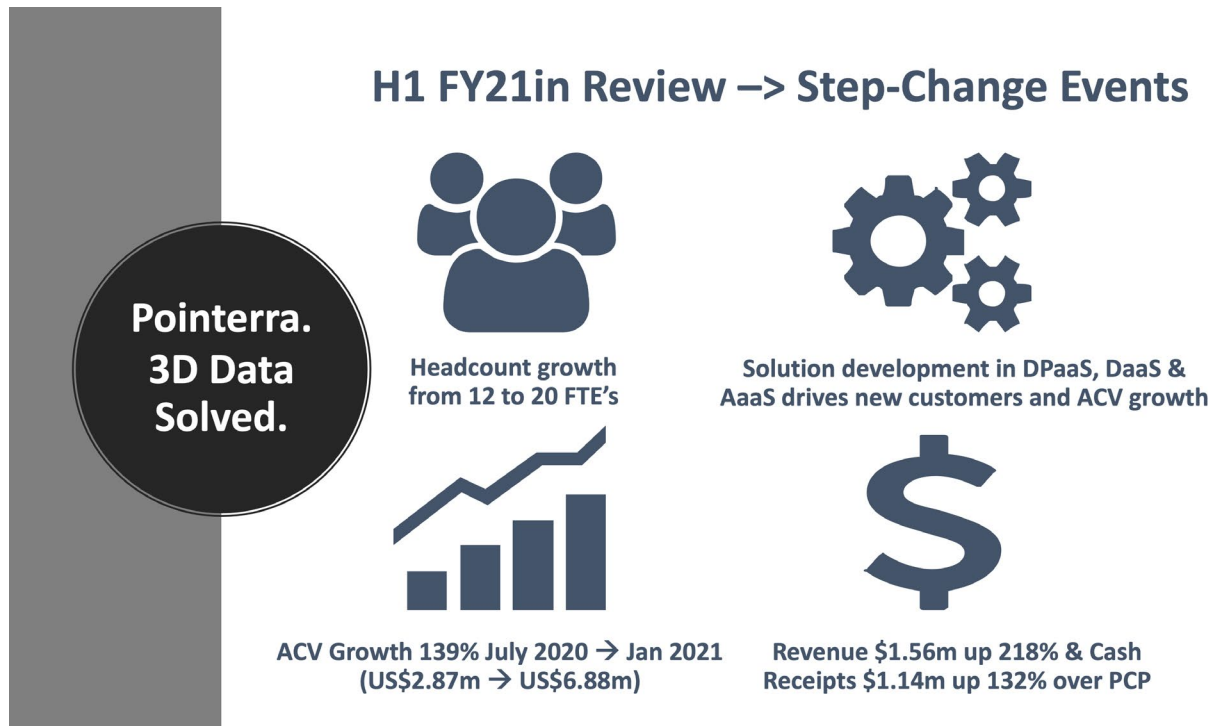


Interim Report

For the half year ended 31 December 2020

Highlights



Pointerra Limited (ASX:3DP, Company or Pointerra) has delivered strong growth for the FY21 Half Year with step-change improvements across a range of key financial and operational metrics.

- Growth in revenue (\$1.56 million, up 218%) and cash receipts (\$1.14 million, up 132%) from customers for the half year compared to the PCP (Prior Corresponding Period)
- ACV (Annual Contract Value) at US\$6.88 million (January 2021) compared to US\$2.87 million (July 2020)
- Significant growth in headcount from 12 to 20 FTE's across development and sales teams
- Continued platform and solution development responding to market and customer needs; plus soft launch of 3Dinsight.ai, Pointerra's AI driven 3D data marketplace
- Placement to strategic investor to help accelerate global expansion

Outlook

The Company expects to continue to grow ACV, revenue and cash receipts from customers through the key Australian and North American markets, with growth underpinned by sectors including Civil Infrastructure Utilities; 3D Surveying and Mapping; AEC (Architecture, Engineering & Construction) and Defence.

Appendix 4D

INTERIM FINANCIAL REPORT

FOR THE HALF YEAR ENDED 31 DECEMBER 2020

POINTERRA LIMITED
ABN 39 078 388 155

1. Company details

POINTERRA LIMITED

ABN or equivalent company reference	Financial period ended ('current period')	Financial period ended ('previous period')
39 078 388 155	31 December 2020	31 December 2019

2. Results for announcement to the market

2.1. Revenue	Up	218% to	1,556,855
2.2. Profit (loss) after tax	Down	25% to	(988,557)
2.3. Net profit (loss) for the period attributable to members	Down	25% to	(988,557)
2.4. Dividends	It is not proposed to pay dividends.		
2.5. Record date for determining entitlements to the final dividend.	N/A		
2.6. Brief explanation of any of the figures in 2.1 to 2.4 above necessary to enable the figures to be understood.	Please refer to the attached Interim Financial Report for the Half-Year ended 31 December 2020 for further information.		

3. NTA Backing

	Current Period	Previous Corresponding Period
Net tangible asset backing per ordinary security	\$0.0042	\$0.0031

4. Control gained over entities

Name of entity (or group of entities)	N/A
---------------------------------------	-----

Date control gained	N/A
---------------------	-----

5. Dividend Reinvestment Plans

The company does not have a dividend reinvestment plan.

6. Details of associates and joint venture entities

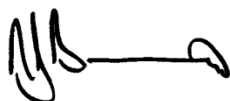
There are no associates or joint venture entities.

7. Statement of compliance in regards to audit

If the accounts are subject to audit dispute or qualification, details are described below

--

Sign here:



Date: 26 February 2021

Non-Executive Director & Company Secretary

Print name:

Neville Bassett

POINTERRA LIMITED

ABN 39 078 388 155

Interim Financial Report

For the Half-Year Ended 31 December 2020

This interim financial report does not include all the notes of the type normally included in an annual financial report. Accordingly, this report is to be read in conjunction with the annual report for the year ended 30 June 2020, and any public announcements made by Pointerra Limited during the interim reporting period in accordance with the continuous disclosure requirements of the Corporations Act 2001.

Pointerra Limited

ABN 39 078 388 155

Interim Financial Report

For the Half-Year Ended 31 December 2020

Table of Contents

Corporate Information	1
Directors' Report	2
Auditor's Independence Declaration	4
Condensed Consolidated Statement of Profit or Loss and Other Comprehensive Income.....	5
Condensed Consolidated Statement of Financial Position	6
Condensed Consolidated Statement of Changes in Equity	7
Condensed Consolidated Statement of Cash Flows.....	8
Notes to the Condensed Financial Statements	9
Directors' Declaration.....	14
Independent Auditor's Report	15

Corporate Information

Pointerra Limited ABN 39 078 388 155

Directors

Neville Bassett, Non-Executive Chairman
Ian Olson, Managing Director
Paul Farrell, Non-Executive Director

Company Secretary

Neville Bassett

Registered Office

Level 4, 216 St Georges Terrace
Perth, WA 6000

Telephone: +61 8 6268 2622
Facsimile: +61 8 6268 2699

Principal Office

Level 2, 27 Railway Road
Subiaco, WA 6008

Internet

Website: www.pointerra.com
Email: info@pointerra.com

Auditor

Bentleys Audit & Corporate (WA) Pty Ltd
Level 3, 216 St Georges Terrace
Perth, WA 6000

Share Registry

Advanced Share Registry Services Ltd
110 Stirling Highway
Nedlands, WA 6009

Email: admin@advancedshare.com.au
Telephone: +61 8 9389 8033
Facsimile: +61 8 6370 4203

Solicitors

Steinepreis Paganin
Level 4, The Read Buildings
16 Milligan Street
Perth, WA 6000
Telephone: +61 8 9321 4000
Facsimile: +61 8 9321 4333

Stock Exchange Listing

Pointerra Limited shares are listed on the Australian Securities Exchange (ASX Code: 3DP)

Directors' Report

Your Directors present their report on Pointerra Limited for the half-year ended 31 December 2020.

The names of the directors in office at any time during or since the end of the half-year are:

NAME OF PERSON	POSITION	DATE APPOINTED
Mr Ian Olson	Managing Director	30 June 2016
Mr Paul Farrell	Non-Executive Director	9 November 2018
Mr Neville Bassett	Non-Executive Chairman	30 June 2016
Mr Neville Bassett	Company Secretary	

Results

The operating loss after income tax for the half-year amounted to \$988,557 (31 December 2019 \$1,321,033).

Review of Operations

Commentary on the results for the half-year ended 31 December 2020

- **Growth in revenue (\$1.56 million, up 218%) and cash receipts (\$1.14 million, up 132%) from customers for the half year compared to the PCP (Prior Corresponding Period)**
- **ACV (Annual Contract Value) at US\$6.88 million (January 2021) compared to US\$2.87 million (July 2020)**
- **Significant growth in headcount from 12 to 20 FTE's across development and sales teams**
- **Continued platform development responding to customer needs and soft-launch of 3Dinsight.ai marketplace**
- **Placement to strategic investor to help accelerate global expansion**

Revenue, Cash Receipts, ACV Status

During the half year the Company recorded revenue of \$1.56 million and customer receipts of \$1.14 million compared to the PCP of \$0.49 million and \$0.49 million respectively.

During the half year ACV grew to US\$6.88 million (January 2021) from US\$2.87 million (July 2020) and reflects the impact of new customer acquisition coupled with growth in spend by existing customers.

Because each customer has different procurement, onboarding, invoicing and payment requirements following their decision to commit to Pointerra's platform, the Company previously advised the market that the timing of invoicing, revenue recognition and cash receipts from customers will vary.

As previously advised, both in aggregate and over time, the Company expects that ACV, invoicing, revenue recognition and cash receipts from customers will begin to align as the customer base continues to grow and mature.

Platform Development & Headcount Growth

Pointerra's cloud platform is continually evolving in response to customer and market demand where we ask two simple questions; what problem(s) are you trying to solve and/or what questions are you trying to answer using 3D data? Specific details of changes and enhancements can be found in the regularly updated release notes on Pointerra's platform.

During the half year, platform development enhancements were delivered across the product portfolio of DPaaS (Data Processing as a Service, a cloud deployed 3D data processing solution), DaaS (Data as a Service, a cloud deployed 3D digital asset management platform) and AaaS (Analytics as a Service, a cloud deployed custom analytics solution to extract information from 3D data).

Pointerra continues to pursue a hybrid approach to intellectual property protection, seeking patents over key breakthrough and novel solutions, combined with the use of non-disclosed trade secrets that combine to form the basis of technical and commercial competitive advantage that underpins much of the Company's recent growth in customer acquisition.

Directors' Report (continued)

The Company also announced the soft-launch of Pointerra's 3D data marketplace solution, 3Dinsight.ai, an AI-powered cloud marketplace conceived to help data acquisition companies monetise latent (existing) 3D data assets and facilitate market-driven demand for investment-based capture programs; for infrastructure asset owners to recover their investment in 3D data; and for Pointerra to monetise publicly available 3D data funded and captured by state and federal government agencies.

Customers and subscribers will be able to purchase or subscribe to insight, derived from the 3D data leveraging Pointerra's proprietary AI-powered analytics engine, to answer critical business problems, support decision making and drive strategic asset management planning.

During the half year the Company made a number of investments in people across the development and sales teams to provide additional scale in meeting demand for solution development and also address sector sales opportunities in Australia and the US.

Headcount increased from 12 to 20 FTE's during the half year and the Company expects to make additional appointments in coming quarters as the business continues to scale in terms of platform capability and customer acquisition.

Placement to Strategic Investor


During the half year the Company undertook a placement of \$2.5 million (50,000,000 shares @ \$0.05 per share) to Capital [b] Trust, the early stage investment vehicle of technology entrepreneur, Mr Bevan Slattery and the Slattery family.

Auditor's Independence Declaration

The lead auditor's independence declaration under section 307C of the Corporations Act 2001 is set out on page 4 for the half-year ended 31 December 2020.

This Report is signed in accordance with a resolution of the Board of Directors.

On behalf of the Board of Directors.



Neville Bassett

Director

26 February 2021

**Bentleys Audit & Corporate
(WA) Pty Ltd**

London House

Level 3,

216 St Georges Terrace

Perth WA 6000

PO Box 7775

Cloisters Square WA 6850

ABN 33 121 222 802

T +61 8 9226 4500

F +61 8 9226 4300

bentleys.com.au

To The Board of Directors

Auditor's Independence Declaration under Section 307C of the Corporations Act 2001

As lead audit Partner for the review of the financial statements of Pointerra Limited for the half year ended 31 December 2020, I declare that to the best of my knowledge and belief, there have been no contraventions of:

- the auditor independence requirements of the *Corporations Act 2001* in relation to the review; and
- any applicable code of professional conduct in relation to the review.

Yours faithfully



BENTLEYS
Chartered Accountants



MARK DELAURENTIS CA
Partner

Dated at Perth this 26th day of February 2021

Condensed Consolidated Statement of Profit or Loss and Other Comprehensive Income

for the half-year ended 31 December 2020

	Note	31 December 2020 \$	31 December 2019 \$
Revenue		1,556,855	489,715
Other income		37,500	-
Interest income		1,145	1,016
Cost of Services		(130,818)	(134,474)
Administrative expenses	3	(937,163)	(605,378)
Advertising and marketing expenses		(4,546)	(4,461)
Compliance and regulatory expenses		(220,603)	(119,963)
Research and development expenses	4	(981,827)	(632,715)
Other expenses		(282,578)	(290,110)
Share-based payment expense	11	(26,522)	(24,663)
Loss before income tax		(988,557)	(1,321,033)
Income tax expense		-	-
Loss after income tax for the year		(988,557)	(1,321,033)
Other comprehensive income		45,782	3,083
Total comprehensive loss for the period attributable to members of the Group		(942,775)	(1,317,950)
Basic and diluted loss per share (cents per share)		(0.1487)	(0.2495)

The accompanying notes form part of these condensed financial accounts

Condensed Consolidated Statement of Financial Position

as at 31 December 2020

	Note	31 December 2020 \$	30 June 2020 \$
CURRENT ASSETS			
Cash and cash equivalents	5	4,496,835	2,336,873
Trade and other receivables	6	332,595	602,990
Other		14,972	41,696
TOTAL CURRENT ASSETS		4,844,402	2,981,559
NON-CURRENT ASSETS			
Plant and equipment		93,907	82,411
Intangible assets		75,898	74,501
Right of use assets		356,560	380,805
TOTAL NON-CURRENT ASSETS		526,365	537,717
TOTAL ASSETS		5,370,767	3,519,276
CURRENT LIABILITIES			
Trade and other payables	7	867,520	793,317
Lease Liabilities		81,586	81,586
Deferred revenue	8	652,611	811,210
Provisions		219,442	268,501
TOTAL CURRENT LIABILITIES		1,821,159	1,954,614
NON-CURRENT LIABILITIES			
Lease Liabilities		327,586	345,837
TOTAL NON-CURRENT LIABILITIES		327,586	345,837
TOTAL LIABILITIES		2,148,745	2,300,451
NET ASSETS		3,222,022	1,218,825
EQUITY			
Issued capital	9	12,095,345	9,175,895
Reserves	10	2,310,728	2,238,424
Accumulated losses		(11,184,051)	(10,195,494)
TOTAL EQUITY		3,222,022	1,218,825

The accompanying notes form part of these condensed financial accounts

Condensed Consolidated Statement of Changes in Equity

for the half-year ended 31 December 2020

	Issued Capital	Option Reserves	Foreign exchange reserve	Accumulated Losses	Total
	\$	\$	\$	\$	\$
BALANCE AT 1 JULY 2019	6,821,694	1,564,152	(11,313)	(7,638,562)	735,971
Effects of AASB 16	-	-	-	(31,479)	(31,479)
Loss for the year	-	-	-	(1,321,033)	(1,321,033)
Other comprehensive income	-	-	3,083	-	3,083
Total comprehensive loss for the period	-	-	3,083	(1,321,033)	(1,317,950)
<i>Transactions with owners directly in equity</i>					
Shares issued	2,500,000	-	-	-	2,500,000
Share issue transaction costs	(145,799)	-	-	-	(145,799)
Share-based payments	-	24,663	-	-	24,663
BALANCE AT 31 December 2019	9,175,895	1,588,815	(8,230)	(8,991,074)	1,765,406
	Issued Capital	Option Reserves	Foreign exchange reserve	Accumulated Losses	Total
	\$	\$	\$	\$	\$
BALANCE AT 1 JULY 2020	9,175,895	2,255,037	(16,613)	(10,195,494)	1,218,825
Loss for the year	-	-	-	(988,557)	(988,557)
Other comprehensive income	-	-	45,782	-	45,782
Total comprehensive loss for the period	-	-	45,782	(988,557)	(942,775)
<i>Transactions with owners directly in equity</i>					
Shares issued	2,919,450	-	-	-	2,919,450
Share issue transaction costs	-	-	-	-	-
Share-based payments	-	26,522	-	-	26,522
BALANCE AT 31 December 2020	12,095,345	2,281,559	29,169	(11,184,051)	3,222,022

The accompanying notes form part of these condensed financial accounts

Condensed Consolidated Statement of Cash Flows

for the half-year ended 31 December 2020

	Note	31 December 2020 \$	31 December 2019 \$
CASH FLOWS FROM OPERATING ACTIVITIES			
Receipts from customers		1,140,893	491,197
Payments to suppliers and employees		(2,446,613)	(1,677,193)
Interest and other costs of finance paid		-	(14,429)
Interest received		1,145	1,016
Receipts from Government grants and tax incentives		565,258	472,935
Net Cash Used In Operating Activities		(739,317)	(726,474)
CASH FLOWS FROM INVESTING ACTIVITIES			
Payments to acquire property, plant and equipment		(34,282)	(11,436)
Payments to acquire intangible assets		(13,420)	(29,196)
Net Cash Used In Investing Activities		(47,702)	(40,632)
CASH FLOWS FROM FINANCING ACTIVITIES			
Proceeds from issues of shares		2,919,450	2,500,000
Payment of share issue costs		-	(160,380)
Lease payments		(18,251)	-
Net Cash Provided By Financing Activities		2,901,199	2,339,620
Net increase in cash held		2,114,180	1,572,514
Effect of movement in exchange rates on cash held		45,782	(17,864)
Cash and Cash Equivalents at beginning of the period		2,336,873	947,336
Cash and Cash Equivalents at end of the period	5	4,496,835	2,501,986

The accompanying notes form part of these condensed financial accounts

Notes to the Condensed Financial Statements

for the half-year ended 31 December 2020

NOTE 1. STATEMENT OF SIGNIFICANT ACCOUNTING POLICIES

Statement of compliance

The half-year financial report is a general purpose financial report prepared in accordance with the *Corporations Act 2001* and AASB 134 *Interim Financial Reporting*. Compliance with AASB 134 ensures compliance with International Financial Reporting Standard IAS 34 *Interim Financial Reporting*. The half-year report does not include notes of the type normally included in an annual financial report and shall be read in conjunction with the most recent annual financial report.

The half-year report complies with Australian Accounting Standards – issued by the Australian Accounting Standards Board.

Basis of preparation

The condensed financial statements comprise of the financial statements of Pointerra Limited and its subsidiaries at the reporting date (the “Group”) and have been prepared on the basis of historical cost, except for the revaluation of certain non-current assets and financial instruments. Cost is based on the fair values of the consideration given in exchange for assets. All amounts are presented in Australian dollars, unless otherwise noted.

The accounting policies and methods of computation adopted in the preparation of the half-year financial report are consistent with those adopted and disclosed in the Group’s 2020 annual financial report for the financial year ended 30 June 2020, except for the impact (if any) of the Standards and Interpretations described below. These accounting policies are consistent with Australian Accounting Standards and with International Financial Reporting Standards.

Certain reclassifications have been made to the prior periods financial statements to enhance comparability with the current period’s financial statements. As a result certain line items have been amended in the condensed consolidated statement of profit or loss and other comprehensive income, for the half year ended 31 December 2019. Comparative figures have been adjusted to conform to the current period’s presentation.

New or amended Accounting Standards and Interpretations adopted

The Group has adopted all of the new or amended Accounting Standards and Interpretations issued by the Australian Accounting Standards Board (‘AASB’) that are mandatory for the current reporting period.

Any new or amended Accounting Standards or Interpretations that are not yet mandatory have not been early adopted.

NOTE 2. EVENTS AFTER THE BALANCE SHEET DATE

No matters or circumstances have arisen subsequent to 31 December 2020, which significantly affected or may significantly affect the operations of the Group, the results of those operations, or the state of affairs of the Group in future financial years.

Notes to the Condensed Financial Statements

for the half-year ended 31 December 2020

NOTE 3. ADMINISTRATIVE EXPENSES

	31 December 2020	31 December 2019
	\$	\$
Accounting and audit fees	(34,117)	(45,977)
Consulting and contracting expenses	(25,000)	(30,000)
Director fees	(90,000)	(36,000)
Employee benefits expense	(788,046)	(493,401)
	<u>(937,163)</u>	<u>(605,378)</u>

NOTE 4. RESEARCH AND DEVELOPMENT EXPENSES

Employee benefits expense	(810,112)	(577,679)
Other research and development expenses	(171,715)	(55,036)
	<u>(981,827)</u>	<u>(632,715)</u>

NOTE 5. CASH AND CASH EQUIVALENTS

	31 December 2020	30 June 2020
	\$	\$
Cash at bank	4,446,835	2,286,873
Deposits on call	50,000	50,000
	<u>4,496,835</u>	<u>2,336,873</u>

NOTE 6. TRADE AND OTHER RECEIVABLES

CURRENT		
Trade receivables	324,801	60,227
R&D tax offset receivable	-	527,758
GST receivable	7,794	15,005
	<u>332,595</u>	<u>602,990</u>

NOTE 7. TRADE AND OTHER PAYABLES

CURRENT		
<i>Unsecured Liabilities:</i>		
Trade Payables	352,452	371,688
Sundry creditors and accrued expense	515,068	421,629
	<u>867,520</u>	<u>793,317</u>

NOTE 8. DEFERRED REVENUE

Deferred revenue	652,611	811,210
	<u>652,611</u>	<u>811,210</u>

Deferred revenue arises whereby customers are invoiced and/or pay in advance for a multi-period subscription, which is then recognised monthly over the term.

Notes to the Condensed Financial Statements

for the half-year ended 31 December 2020

NOTE 9. ISSUED CAPITAL

	31 December 2020	30 June 2020
	\$	\$
670,733,112 (30 June 2020: 613,223,112) fully paid ordinary shares	13,509,375	10,589,925
Less: capital raising fees	(1,414,030)	(1,414,030)
Net issued capital	<u>12,095,345</u>	<u>9,175,895</u>
Movements:	\$	No.
Opening balance 1 July 2020	<u>9,175,895</u>	<u>613,223,112</u>
Share placement (1): 14 July 2020	2,500,000	50,000,000
Option exercise at \$0.05 (3DPAF): 24 July 2020	75,000	1,500,000
Option exercise at \$0.06 (3DPAF): 10 August 2020	148,200	2,470,000
Option exercise at \$0.05 (3DPAF): 01 September 2020	115,000	2,300,000
Option exercise at \$0.06 (3DPAF): 03 September 2020	30,000	500,000
Option exercise at \$0.05 (3DPAF): 22 September 2020	10,000	200,000
Option exercise at \$0.06 (3DPAF): 22 September 2020	14,700	245,000
Option exercise at \$0.09 (3DPAF): 22 September 2020	26,550	295,000
Share issue costs	-	-
Closing balance 31 December 2020	<u>12,095,345</u>	<u>670,733,112</u>

(1) On 14 July 2020, the Company announced that Australian tech entrepreneur Bevan Slattery had invested \$2.5million in the Company via the placement of 50 million shares at \$0.05 per share. Funds to be used to accelerate the Company's global expansion.

Ordinary shares participate in dividends and the proceeds on winding up of the parent entity in proportion to the number of shares held.

At the shareholders' meetings, each ordinary share is entitled to one vote when a poll is called, otherwise each shareholder has one vote on a show of hands.

Notes to the Condensed Financial Statements

for the half-year ended 31 December 2020

NOTE 10. RESERVES

	31 December 2020	30 June 2020
	\$	\$
Options reserve	1,595,005	1,595,005
Employee loan shares reserve	686,554	660,032
Foreign exchange reserve	29,169	(16,613)
	<u>2,310,728</u>	<u>2,238,424</u>

Reserve Movements

a) Options reserve

	\$	No.
Opening balance 1 July 2020	1,595,005	17,000,000
Option exercise at \$0.05 (3DPAF): 24 July 2020	-	(1,500,000)
Option expiry: 02 August 2020	-	(5,000,000)
Option exercise at \$0.06 (3DPAF): 10 August 2020	-	(2,470,000)
Option exercise at \$0.05 (3DPAF): 01 September 2020	-	(2,300,000)
Option exercise at \$0.06 (3DPAF): 03 September 2020	-	(500,000)
Option exercise at \$0.05 (3DPAF): 22 September 2020	-	(200,000)
Option exercise at \$0.06 (3DPAF): 22 September 2020	-	(245,000)
Option exercise at \$0.09 (3DPAF): 22 September 2020	-	(295,000)
	<u>1,595,005</u>	<u>4,490,000</u>

b) Employee loan shares reserve

	\$	No.
Opening balance 1 July 2020	660,032	42,000,000
Vesting over multiple periods	26,522	-
	<u>686,554</u>	<u>42,000,000</u>

c) Foreign exchange reserve

Opening balance 1 July 2020	(16,613)
Foreign currency translation difference	45,782
	<u>29,169</u>

Notes to the Condensed Financial Statements

for the half-year ended 31 December 2020

NOTE 11. SHARE-BASED PAYMENTS

7million loan shares are subject to the following vesting conditions. Conditions shall cease to apply upon the holders remaining continually employed by the Company throughout the vesting period.

- One third on the first anniversary of commencement of employment;
- One-third on the second anniversary of commencement of employment; and
- One-third on the third anniversary of commencement of employment

For the half year ended 31 December 2020, \$26,522 was recognised in the consolidated statement of profit and loss and other comprehensive income.

NOTE 12. CONTINGENT LIABILITIES AND ASSETS

The Group has no contingent liabilities or assets at 31 December 2020.

NOTE 13. OPERATING SEGMENTS

The Group has only one reportable segment, being the development and commercialisation of its unique 3D geospatial data technology.

NOTE 14. FINANCIAL INSTRUMENTS


The carrying amount of financial assets and liabilities are equal to their fair value based on their short-term nature. No financial assets or liabilities are required to be measured at their fair value on a recurring basis.

Directors' Declaration

The directors declare that:

- (a) in the directors' opinion, there are reasonable grounds to believe that the Group will be able to pay its debts as and when they become due and payable; and
- (b) in the directors' opinion, the attached financial statements as at 31 December 2020 and notes thereto are in accordance with the Corporations Act 2001, including compliance with accounting standards and giving a true and fair view of the financial position and performance of the consolidated entity.

This declaration is made in accordance with a resolution of the Directors of Pointerra Limited, made pursuant to s.303(5) of the *Corporations Act 2001*.



Neville Bassett

Director

26 February 2021

Independent Auditor's Review Report

To the Members of Pointerra Limited

Conclusion

We have reviewed the accompanying half-year financial report of Pointerra Limited ("the Company") and Controlled Entities ("the Consolidated Entity") which comprises the consolidated statement of financial position as at 31 December 2020, the consolidated statement of profit or loss and other comprehensive income, consolidated statement of changes in equity and consolidated statement of cash flows for the half-year ended on that date, a summary of significant accounting policies and other selected explanatory notes, and the directors' declaration.

Based on our review, which is not an audit, we have not become aware of any matter that makes us believe that the half-year financial report of Pointerra Limited and Controlled Entities does not comply with the *Corporations Act 2001* including:

- a. Giving a true and fair view of the Pointerra Limited financial position as at 31 December 2020 and of its performance for the half-year ended on that date; and
- b. Complying with Accounting Standard AASB 134: *Interim Financial Reporting* and *Corporations Regulations 2001*.

Basis for Conclusion

We conducted our review in accordance with ASRE 2410 *Review of a Financial Report Performed by the Independent Auditor of the Entity*. Our responsibilities are further described in the *Auditor's Responsibilities for the Review of the Financial Report* section of our report. We are independent of the Company in accordance with the auditor independence requirements of the *Corporations Act 2001* and the ethical requirements of the Accounting Professional and Ethical Standards Board's APES 110 *Code of Ethics for Professional Accountants* that are relevant to our audit of the annual financial report in Australia. We have also fulfilled our other ethical responsibilities in accordance with the Code.

We confirm that the independence declaration required by the *Corporations Act 2001* which has been given to the directors of the Company, would be in the same terms if given to the directors as at the time of this auditor's review report.

Bentleys Audit & Corporate
(WA) Pty Ltd

London House

Level 3,

216 St Georges Terrace

Perth WA 6000

PO Box 7775

Cloisters Square WA 6850

ABN 33 121 222 802

T +61 8 9226 4500

F +61 8 9226 4300

bentleys.com.au

Independent Auditor's Review Report

To the Members of Pointerra Limited (Continued)



Responsibility of the Directors for the Financial Report

The directors of the Pointerra Limited are responsible for the preparation of the half-year financial report that gives a true and fair view in accordance with Australian Accounting Standards and the *Corporations Act 2001* and for such control as the directors determine is necessary to enable the preparation of the half-year financial report that gives a true and fair view and is free from material misstatement, whether due to fraud or error.

Auditor's Responsibility for the Review of the Financial Report

Our responsibility is to express a conclusion on the half-year financial report based on our review. ASRE 2410 requires us to conclude whether we have become aware of any matter that makes us believe that the half-year financial report is not in accordance with the *Corporations Act 2001* including giving a true and fair view of the Consolidated Entity's financial position as at 31 December 2020 and its performance for the half-year ended on that date, and complying with Accounting Standard AASB 134 *Interim Financial Reporting* and the *Corporations Regulations 2001*.

A review of a half-year financial report consists of making enquiries, primarily of persons responsible for financial and accounting matters, and applying analytical and other review procedures. A review is substantially less in scope than an audit conducted in accordance with Australian Auditing Standards and consequently does not enable us to obtain assurance that we would become aware of all significant matters that might be identified in an audit. Accordingly, we do not express an audit opinion.

BENTLEYS
Chartered Accountants

MARK DELAURENTIS CA
Partner

Dated at Perth this 26th day of February 2021