

5 May 2021

ASX: DRR

Macquarie Australia Conference presentation

Deterra Royalties Limited (ASX: DRR) (**Deterra** or **Company**) is pleased to release an investor presentation being presented today by Deterra's Managing Director, Julian Andrews, at the 2021 Macquarie Australia Conference.

This document was approved and authorised for release by Deterra's Managing Director.

Ian Gregory
Company Secretary

Investor enquiries:

Robert Ward
Manager Corporate Development and Investor Relations
Mobile: + 61 (0) 431 596 831
Email: investor.relations@deterraroyalties.com

Deterra Royalties

Macquarie Australia

Conference Presentation

Julian Andrews
Managing Director and Chief Executive Officer

5 May 2021



Deterra
ROYALTIES

Important notices and disclaimer

This presentation has been prepared by Deterra Royalties Limited (“Deterra”, “DRL”, “the Company”). By accessing this presentation you acknowledge that you have read and understood the following statement.

The material in this presentation is general background information about Deterra and its activities current as at the date of this presentation. This presentation provides an indicative outlook for the Deterra business and the 2021 financial year. The information in this presentation is given in summary form and does not purport to be complete. Information in this presentation is provided to assist sophisticated investors with their own analysis of the Company but should not be relied upon as a predictor of future performance. The current outlook parameters supersede all previous key physical and financial parameters. The information in this presentation is not intended to be relied upon as advice to investors or potential investors and does not take into account the investment objectives, financial situation or needs of any particular investors. Investors should consider these factors and consult with their financial, legal or other professional adviser.

This information is based on Deterra forecasts and as such is subject to variation related to, but not restricted to, economic, market demand/supply and competitive factors. This presentation should be read in conjunction with Deterra's other periodic and continuous disclosure announcements which are available at www.asx.com.au.

Forward-looking Statements

This presentation contains certain statements which constitute “forward-looking statements”. Often, but not always, forward-looking statements can generally be identified by the use of forward-looking words such as “may”, “will”, “expect”, “plan”, “believes”, “estimate”, “anticipate”, “outlook” and “guidance”, or similar expressions, and may include, without limitation, statements regarding plans; strategies and objectives of management; anticipated performance; estimates of future expenditure; expected costs; estimates of future royalty income, product supply, demand and consumption; statements regarding future product prices; and statements regarding the expectation of future Mineral Resources and Ore Reserves.

Where Deterra expresses or implies an expectation or belief as to future events or results, such expectation or belief is expressed in good faith and on a reasonable basis. No representation or warranty, express or implied, is made by Deterra that the matters stated in this presentation will in fact be achieved or prove to be correct.

Forward-looking statements are only predictions and are subject to known and unknown risks, uncertainties, assumption and other important factors that could cause the actual results, performances or achievements of Deterra or the underlying royalty assets to differ materially from future results, performances or achievements expressed, projected or implied by such forward-looking statements. Readers are cautioned not to place undue reliance on these forward-looking statements, which speak only as of the date thereof. Such risks and factors include, but are not limited to: the risks and uncertainties associated with the ongoing impacts of COVID-19, the Australian and global economic environment and capital market conditions; changes in exchange rate assumptions; changes in product pricing assumptions; major changes in mine plans and/or resources; changes in equipment life or capability; emergence of previously underestimated technical challenges; increased costs and demand for production inputs; and environmental or social factors which may affect a licence to operate, including political risk.

To the extent permitted by law, Deterra, its officers, employees and advisors expressly disclaim any responsibility for the accuracy or completeness of the material contained in this presentation and exclude all liability whatsoever (including in negligence) for any loss or damage which may be suffered by a person as a consequence of any information in this presentation or any error or omission therefrom. Deterra does not undertake to release publicly any revisions to any forward-looking statement to reflect events or circumstances after the date of this presentation, or to reflect the occurrence of unanticipated events, except as may be required under applicable securities laws.

No independent third party has reviewed the reasonableness of the forward-looking statements or any underlying assumptions.

Past performance

Investors should note that past performance metrics and figures in this presentation are given for illustrative purposes only and cannot be relied upon as an indicator of (and provide no guidance as to) future Deterra performance, including future share price performance. Any such historical information is not represented as being, and is not, indicative of Deterra's views on its future financial condition and/or performance.

Non-IFRS Financial Information

This document may contain non-IFRS financial measures including cash production costs, non-production costs, Royalty EBITDA, Underlying Group EBITDA, EBIT, free cash flow, and net debt amongst others. Deterra management considers these to be key financial performance indicators of the business and they are defined in the pre-quotations disclosure (22 October 2020). Non-IFRS measures have not been subject to audit or review.

To assist shareholders in their understanding of Deterra, pro forma financial information has been prepared to reflect the business as it is now structured and as though it was in effect from 1 January 2019.

All figures are expressed in Australian dollars unless stated otherwise.

In accordance with ASX Listing Rule 15.5, Deterra confirms that this presentation has been authorised for release to ASX by Deterra's Managing Director.

Business highlights

Successful demerger & ASX listing

- Board and management team now fully in place
- Implemented lean corporate structure with outsourced functional support
- Modest working capital facility in place

Lean business model delivering strong financial performance

- Royalty receipts of \$90.3 million in the nine months to March 2021
- H1 FY21 NPAT of \$33.3 million and Underlying EBITDA margin of 97%¹
- Declared an Interim Dividend of 2.45 cents per share (fully franked) equal to 100% of Post-demerger Period NPAT

Developing revenue growth options

- MAC South Flank 95 per cent complete with commissioning activity expected to commence in the June 2021 quarter
- Management team focused on identification and evaluation of new royalty opportunities

Business update



Mining Area C royalty performance

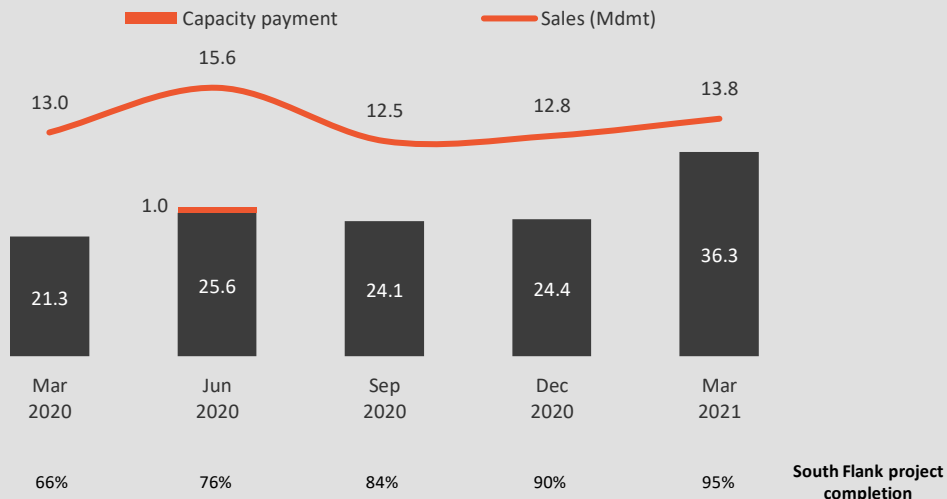
The MAC Royalty continues to perform well in the robust iron ore price environment

Key Points

- Iron ore price tailwinds have continued since demerger
- South Flank now 95% complete and commissioning activity on track to commence in the June 2021 quarter
- Capacity payment threshold remains at 57Mdm, set in FY20

MAC quarterly revenue royalty payment and sales volume¹

AUD million, Million dry metric tonnes



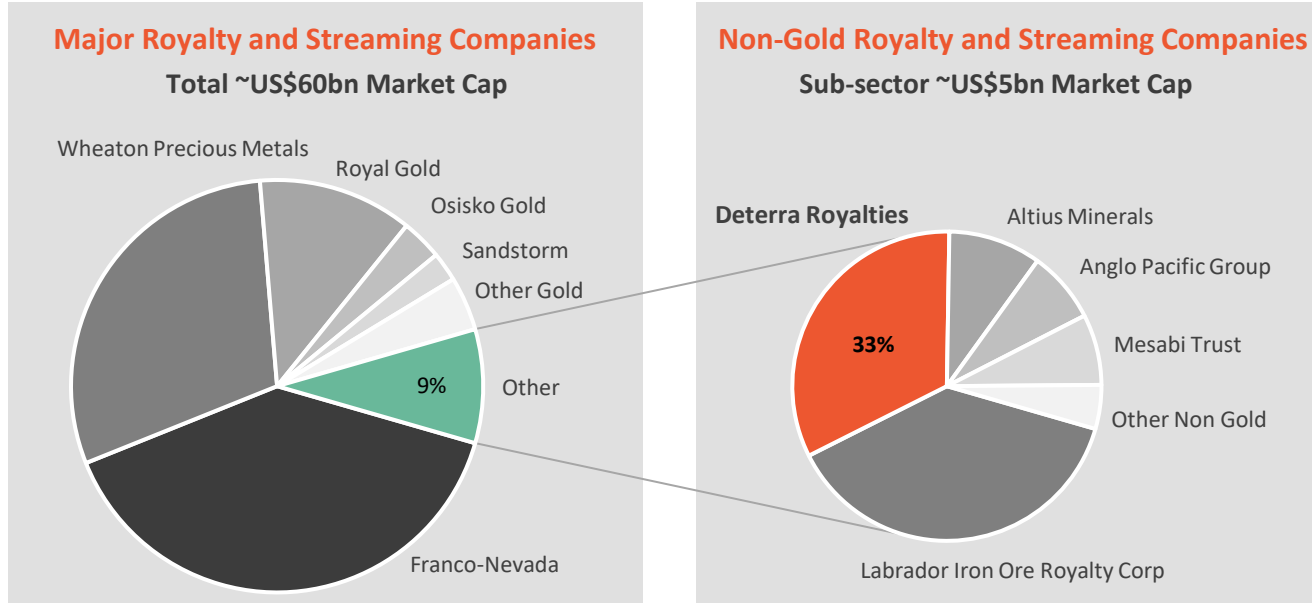
(1) MAC sales volumes are reported on a dry basis and will vary from BHP reported production due to product moisture factors and the timing of sales and inventory movements in any reporting period. Iron ore sales typically reflect average index prices for the month of shipping, with adjustments for ore quality. Deterra's royalty receipts are based on sales invoiced during the period which may reflect, in part, provisional pricing. Accordingly, quarterly revenues can be impacted by the timing of adjustments to align achieved pricing to provisional pricing from the prior quarter. The threshold production for future capacity payments is now 57 Mdm.

Strategy



Royalty and streaming company landscape

Deterra holds a leading position in the non-gold royalty and streaming sub-sector



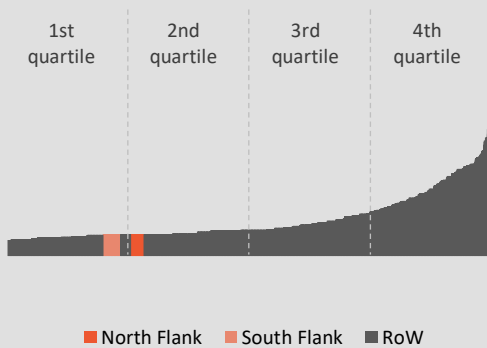
Source: Capital IQ. Average market capitalisation for the peer group during March 2021. Includes; TSX:FNV, NYSE:WPM, NasdaqGS:RGLD, TSX:OR, TSX:SSL, TSX:MMX, TSX:NSR, TSXV:MTA, TSXV:EMX, TSXV:RZZ, TSXV:ELY, TSXV:VOX, TSXV:ELE, TSXV:FISH, TSXV:OGN, TSX:LIF, ASX:DRR, TSX:ALS, LSE:APF, NYSE:MSB, TSXV:URC, AIM:TRR

Mining Area C operation and South Flank expansion (MAC royalty)

Low-risk exposure to a large, low-cost iron ore mining complex that will grow its volumes by approximately 2.4 times

Low-cost operations with long life

Iron ore total cash cost curve (2023F)¹



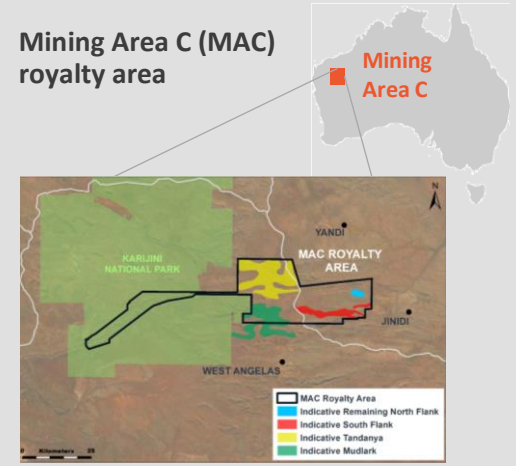
Significant near-term growth

Mining Area C production and sales volumes (Calendar years, Mwmt)²



Resource upside in a low-risk jurisdiction

Mining Area C (MAC) royalty area



- (1) As presented in the Demerger Booklet (Deterra Royalties Limited), published by Iluka Resources on 10 September 2020. Total cash costs are defined as direct cash cost associated with mining, processing and transport of marketable products, including G&A costs directly related to mine production, royalties, levies and other indirect taxes.
- (2) BHP reported MAC production volumes on a wet basis.

Capital management and strategy

Low debt and scaleable corporate structure designed to support the flow of dividends to shareholders

Build a portfolio of royalties focusing on earnings growth and diversification through value accretive investments

Capital management and dividend policy:

- Intent to pay out 100% of NPAT¹, franked to the maximum extent possible
- Conservative capital structure limits interest costs
- Lean corporate structure and cost base
- Earnings sensitive to iron ore prices, sales volumes, foreign exchange rates and one-off expenses

Key objective of this strategy is to achieve:

- Multiple sources of earnings growth – new royalties with attractive returns, exposure to mine life extensions and production increases
- Greater cash flow resilience and lower risk – through portfolio diversification over time
- Scaleable cost structure – limited incremental operating cost required for new investments
- Disciplined approach – to investment and capital allocation

Building a track record of delivering shareholder value

(1) Deterra's approach to dividends and dividend policy will be determined by the Deterra Board at its discretion and may change over time.

Targeted growth strategy focused on value accretive investment

Deterra's screening process and investment criteria prioritise opportunities where it has a competitive advantage

Primary Royalties

Creating new royalties for:

- Project capital
- Balance sheet repair
- M&A finance support

Secondary Royalties

Acquire existing royalties to:

- Improve liquidity
- Daylight value
- Diversify risk

How we prioritise opportunities

Size	Commodity	Geography	Stage
Core target A\$100 – A\$300M but scope to invest above or below	<ul style="list-style-type: none"> • Bulks • Base metals • Battery metals 	Developed mining jurisdictions, incl: <ul style="list-style-type: none"> • Australia • N. America • S. America • Europe 	<ul style="list-style-type: none"> • Production • Near production

Other opportunities considered on merit on a case by case basis

Investment criteria

ESG	Value
ESG risk and opportunity	Ability to generate return in excess of asset-specific cost of capital

Six key drivers of success

Maximise value from portfolio

- 1 Robust cashflows with strong embedded growth in MAC
- 2 Low cost, scalable corporate structure
- 3 Maximise franked dividends (100% NPAT)¹

Execute disciplined growth

- 4 Increase scale and diversification through complementary acquisitions
- 5 Disciplined capital allocation
- 6 Strong balance sheet and significant debt capacity

Maximise shareholder value

(1) Deterra's approach to dividends and dividend policy will be determined by the Deterra Board at its discretion and may change over time.

For more information

Investor and Media enquiries

Rob Ward

Corporate Development and Investor Relations

Mobile: + 61 (0) 431 596 831

Email: robert.ward@deterraroyalties.com

Brendan Ryan

Chief Financial Officer

Email: investor.relations@deterraroyalties.com

Deterra Royalties Limited

ACN 641 743 348

Level 5, 216 St Georges Terrace Perth WA 6000

Telephone: +61 (0)8 6277 8880

www.deterraroyalties.com



Portfolio of royalties

Project	Counterparty	Location	Commodity	Status	Royalty Key Terms
Mining Area C (MAC)	BHP Billiton Minerals Pty Ltd; Itochu Minerals & Energy of Australia Pty Ltd; Mitsui Iron Ore Corporation Pty Ltd	Pilbara, WA	Iron Ore	Producing	1.232% of MAC product revenue \$1 million per 1mdmt increase in capacity
Yoongarillup / Yalyalup Project (under two royalty agreements)	Doral Mineral Sands Pty Ltd	South West, WA	Mineral sands	Producing	2% of revenue from sales of Minerals
Eneabba Project	Sheffield Resources Limited	Mid West, WA	Mineral sands	Exploration	1.5% of gross revenue from sales of Minerals
Wonnerup Project	Cable Sands (W.A.) Pty Ltd	South West, WA	Mineral sands	Development	\$0.70 per tonne of Valuable Heavy Mineral
St Ives Gold Project	St Ives Gold Mining Company Pty Ltd	Eastern Goldfields, WA	Minerals	No known activity	3% of gross revenue (subject to conditions)



Detera

ROYALTIES