

JUNE 2021 QUARTERLY REPORT

Anglo Australian Resources NL

ASX Code: **AAR**
ACN: 009 159 077
ABN: 24 651 541 976

Suite 2
6 Lyll Street
South Perth WA 6151

Tel: 08 9382 8822
Email: info@anglo.com.au
www.anglo.com.au

Capital Structure (at 30-Jun-2021)

Fully Paid Ordinary Shares

589,008,384 Ordinary shares

Options

3,000,000	(\$0.135, exp 27/11/22)*
1,250,000	(\$0.133, exp 31/12/21)
1,250,000	(\$0.15, exp 31/12/22)
2,000,000	(\$0.213, exp 07/10/22)
6,000,000	(\$0.34, exp 31/12/22)

* - subject to various vesting terms

Performance Rights **

3,661,560	Incentive 2020A
10,680,149	Incentive 2020B
2,382,216	LTI 2020C
6,954,579	LTI 2020D

** - subject to various performance and vesting criteria

Board Members

Leigh Warnick
Non-Executive Chairman

Marc Ducler
Managing Director

John Jones AM
Non-Executive Director

Peter Stern
Non-Executive Director

David Varcoe
Non-Executive Director

Summary & Highlights

Mandilla Gold Project, Kalgoorlie, WA (100%)

- ✚ Maiden JORC 2012 Mineral Resource Estimate of **15.6Mt at 1.0 g/t Au for 500.4koz of contained gold** completed, encompassing the cornerstone Mandilla East and Mandilla South deposits.
- ✚ Both key deposits remain open, with Mandilla East expected to grow following recently announced assay results, and with a large volume of assays yet to be received.
- ✚ The maiden MRE is an important milestone for AAR, laying the foundation for further resource growth and exploration upside at the Mandilla Gold Project.
- ✚ Drilling programs concluded in April 2021, with 2,645m of drilling completed during the Quarter, comprising:
 - 1,709m of Reverse Circulation (RC) drilling; and
 - 936m of diamond drilling.
- ✚ Assays confirmed broad zones of strong gold mineralisation at the Mandilla East Main Zone, including:
 - **83m @ 1.47g/t Au** from 96m in MDRC326
 - **64m @ 1.88g/t Au** from 44m in MDRC324
 - **84m @ 1.00g/t Au** from 91m in MDRC329
 - **53m @ 0.92g/t Au** from 58m plus **36m @ 1.24g/t Au** from 124m in MDRC327
 - **37m @ 0.97g/t Au** from 113m in MDRC330
- ✚ Assay results from RC drilling confirmed wide zones of mineralisation, demonstrating the extension of Mandilla East to the south and south-east. Results included:
 - **66m at 1.77g/t Au** from 70m in MDRC334;
 - **9m at 4.21g/t Au** from 85m in MDRC341 (not included in the MRE);
 - **38m at 1.06g/t Au** from 78m and **17m at 1.08g/t Au** from 124m in MDRC347 (not included in the MRE);
 - **86m at 0.61g/t Au** from 105m in MDRC348 (not included in the MRE);
 - **18m at 1.23g/t Au** from 121m in MDRC340;
 - **10m at 2.12g/t Au** from 48m in MDRC335; and
 - **11m at 1.75g/t Au** from 41m in MDRC346 (not included in the MRE).
- ✚ Significant volume of assay results pending.

Koongie Park Joint Venture

- ✚ Receipt of \$900,000 and satisfaction of all conditions precedent.
- ✚ Koongie Park Joint Venture now on foot (Anglo Australian 75% / AuKing 25%).
- ✚ AAR retains gold and precious metals rights.

CORPORATE

- ✚ Cash of \$9.8 million at 30 June 2021.
- ✚ Closure of Unmarketable Parcel Sale Facility.

OVERVIEW

Anglo Australian Managing Director Marc Ducler said: *“The delivery of a maiden Mineral Resource for the Mandilla Gold Project is a significant achievement for the Company and its shareholders, reflecting the success of our drilling programs over the past two years. In a relatively short space of time, we have been able to declare a very robust maiden Mineral Resource of just over half a million ounces right on the doorstep of Kalgoorlie – one of the world’s greatest mining jurisdictions.*

“The maiden Mineral Resource at Mandilla provides a solid foundation from which we can continue to grow our Mineral Resource inventory to ultimately support the development of an integrated Kalgoorlie-based gold business. With a considerable amount of extensional and in-fill drilling still to do, we see huge opportunities to grow the known deposits both along strike and at depth, and to make new discoveries within the broader mineralised trend.

“We are well capitalised with more than \$9.8 million of cash at our disposal as at 30 June 2021. And, with new phases of exploration drilling about to commence, we are well positioned to unlock the potential of the Mandilla Gold Project and the Feysville Gold Project during the second half of 2021, putting AAR on a strong growth trajectory moving forward.”

EXPLORATION

Mandilla Gold Project – WA

AAR – 100% interest

The Mandilla Gold Project is situated in the northern Widgiemooltha greenstone belt in the western part of the Kalgoorlie geological domain, some 70km south of the significant gold mining centre of Kalgoorlie, Western Australia. The location of the project in relation to Kalgoorlie and other nearby gold projects is shown in Figure 1.

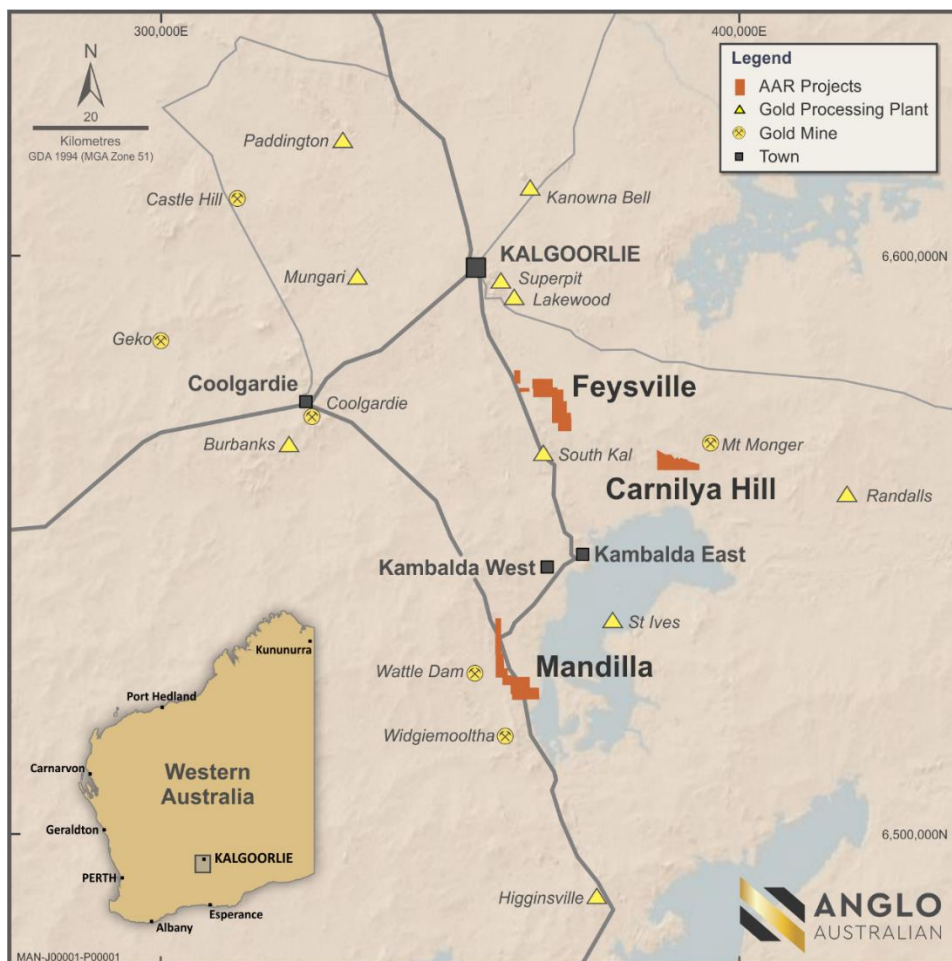


Figure 1 – Mandilla Project, Location Map.

The Project lies on the western margin of a porphyritic granitic intrusion known as the Emu Rocks Granite, locally termed the Mandilla Syenite. The granite intrudes volcanoclastic sedimentary rocks in the project area which form part of the Spargoville Group.

Significant NW to WNW-trending structures along the western flank of the project are interpreted from aeromagnetic data to cut through the granitic intrusion and may be important in localising mineralisation at Mandilla East, where a footprint extending over a strike length of more than 1km has previously been identified.

A second sub-parallel structure appears to host the gold mineralisation at Mandilla South, where a mineralised footprint extending over a strike length of approximately 500m has previously been identified.

The Mandilla Gold Project is covered by existing Mining Leases which are not subject to any third-party royalties other than the standard WA Government gold royalty.

A map of the Mandilla Gold Project, illustrating key locations and geological features, is shown in Figure 2.

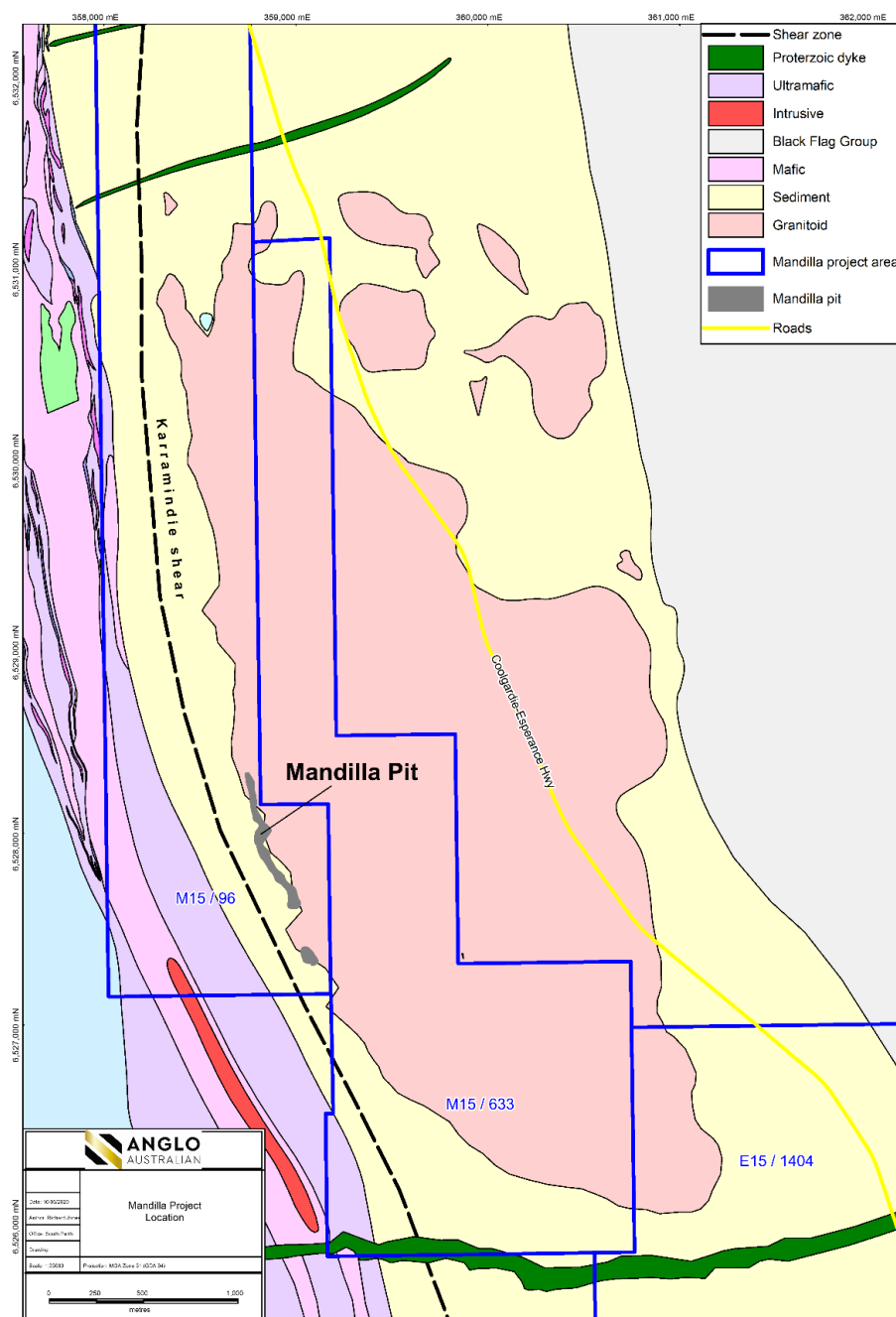


Figure 2 – Mandilla local area geology

Mineral Resource Estimate (MRE)

The Company announced a maiden JORC compliant (2012 Edition) Mineral Resource Estimate (MRE) for the Mandilla Gold Project during the Quarter (refer to ASX announcement dated 27 May 2021).

The MRE, which was prepared by independent consultants Cube Consulting in accordance with the JORC Code (2012 Edition), covers the Mandilla East and Mandilla South deposits and totals **15.6Mt at 1.0 g/t Au for 500.4koz of contained gold** (see Table 1 and Table 2 below).

The MRE was estimated using a 0.39 g/t Au cut-off and is constrained within pit shells using a gold price of AUD\$2,500 per ounce.

The MRE is summarised in Table 1 below, with a more detailed breakdown provided in Table 2.

Table 1 – Mandilla Mineral Resource Estimate (April 2021)

Mineral Resource Estimate for the Mandilla Gold Project (Cut-Off Grade >0.39g/t Au)			
Classification	Tonnes (Mt)	Grade (g/t)	Ounces (koz)
Indicated	7.2	1.0	237.8
Inferred	8.4	1.0	262.6
Total	15.6	1.0	500.4
<i>The preceding statement of Mineral Resources conforms to the Australasian Code for Reporting of Exploration Results, Mineral Resources and Ore Reserves (JORC Code) 2012 Edition. All tonnages reported are dry metric tonnes. Minor discrepancies may occur due to rounding to appropriate significant figures.</i>			

Table 2 – MRE (April 2021) Grade and Tonnage by Weathering State

Classification	Oxidation	Tonnes (Mt)	Grade (g/t)	Ounces (koz)
Indicated	Fresh	5.1	1.1	178.9
	Transitional	1.9	0.8	51.7
	Oxidised	0.1	0.8	3.7
	Total	7.2	1.0	237.8
Inferred	Fresh	5.7	1.1	197.9
	Transitional	2.5	0.8	60.0
	Oxidised	0.2	0.7	4.5
	Total	8.4	1.0	262.6
		15.6	1.0	500.4
<i>All tonnages reported are dry metric tonnes. Minor discrepancies may occur due to rounding to appropriate significant figures.</i>				

The locations of the optimised pit shells at AUD\$2,500 per ounce gold price are set out in plan view in Figure 3 below, along with the drill collar locations defined by reported gram x metre intervals.

The cross-sections referenced in this announcement are also annotated on this plan.

Assay results from a total of 9,498m of RC drilling and 2,655m of diamond drilling, completed as part of the drilling programs which concluded during April 2021, remain outstanding.

These pending assay results coupled with those set out in the ASX announcement dated 20 May 2021 provide confidence that the maiden MRE has the potential to grow significantly in the near term.

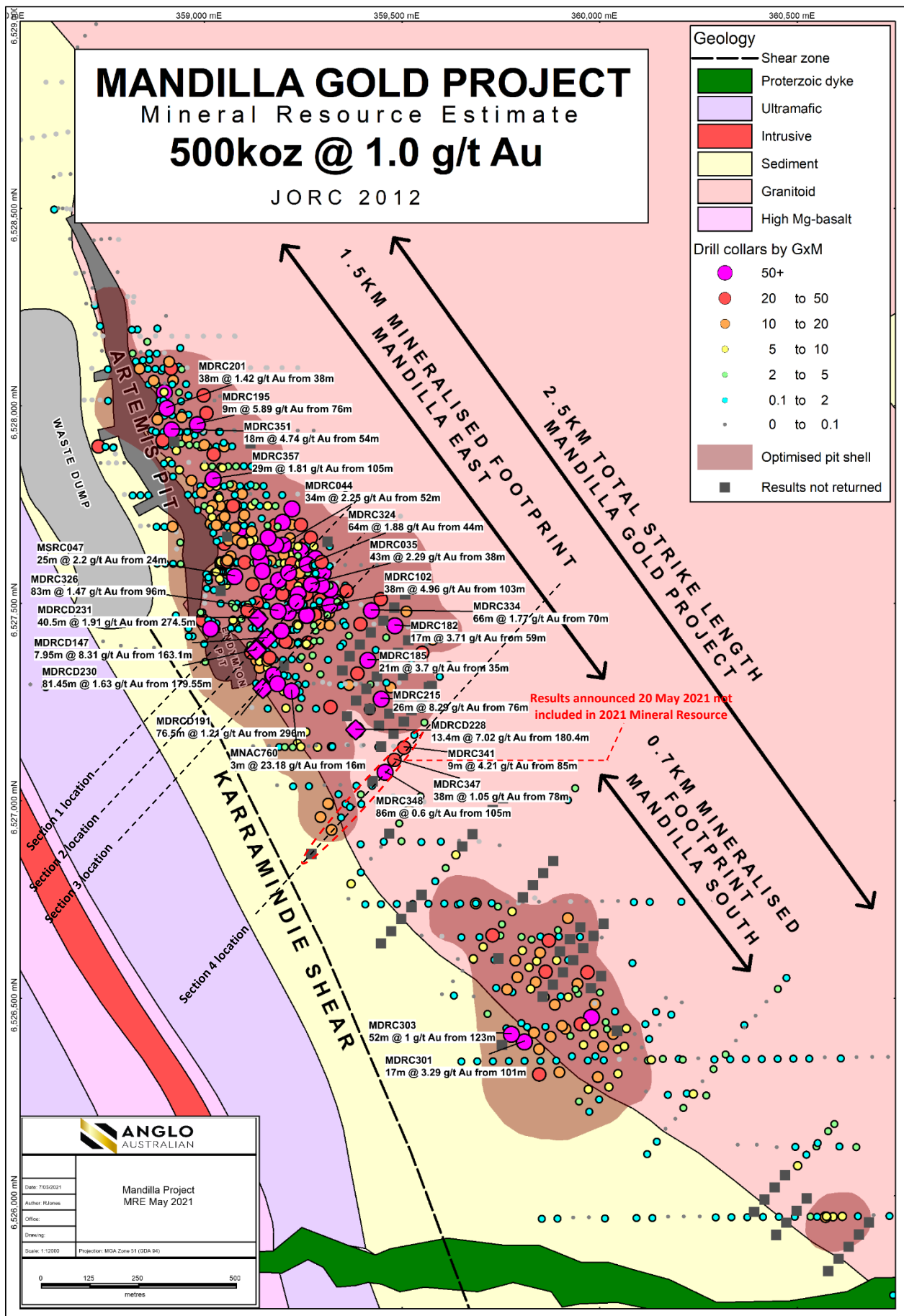


Figure 3 – Optimised pit shell and drill collar locations on local area geology

Mandilla Section 1, as illustrated in Figure 4 below, shows the Mineral Resource within the optimised pit shell at the Mandilla East Main Zone. The overall strip ratio for the pit optimisation is less than 7:1. The outcome of the optimisation also demonstrated a robust pit shell that was relatively insensitive to a lesser gold price.

Gold mineralisation at the Mandilla Gold Project appears as a series of narrow, high-grade quartz veins with observable visible gold, with gold grades within these veins of up to several hundred grams per tonne, surrounded by lower grade alteration haloes. Structural logging from diamond core drill holes shows that the majority of the quartz veins dip gently (20° to 30°) to the south/south-southeast.

Of note in Figure 4 is a zone of unclassified mineralisation (shown as transparent) at depth, which includes 5m @ 4.23 g/t Au from 264.7m in MDRCD232.

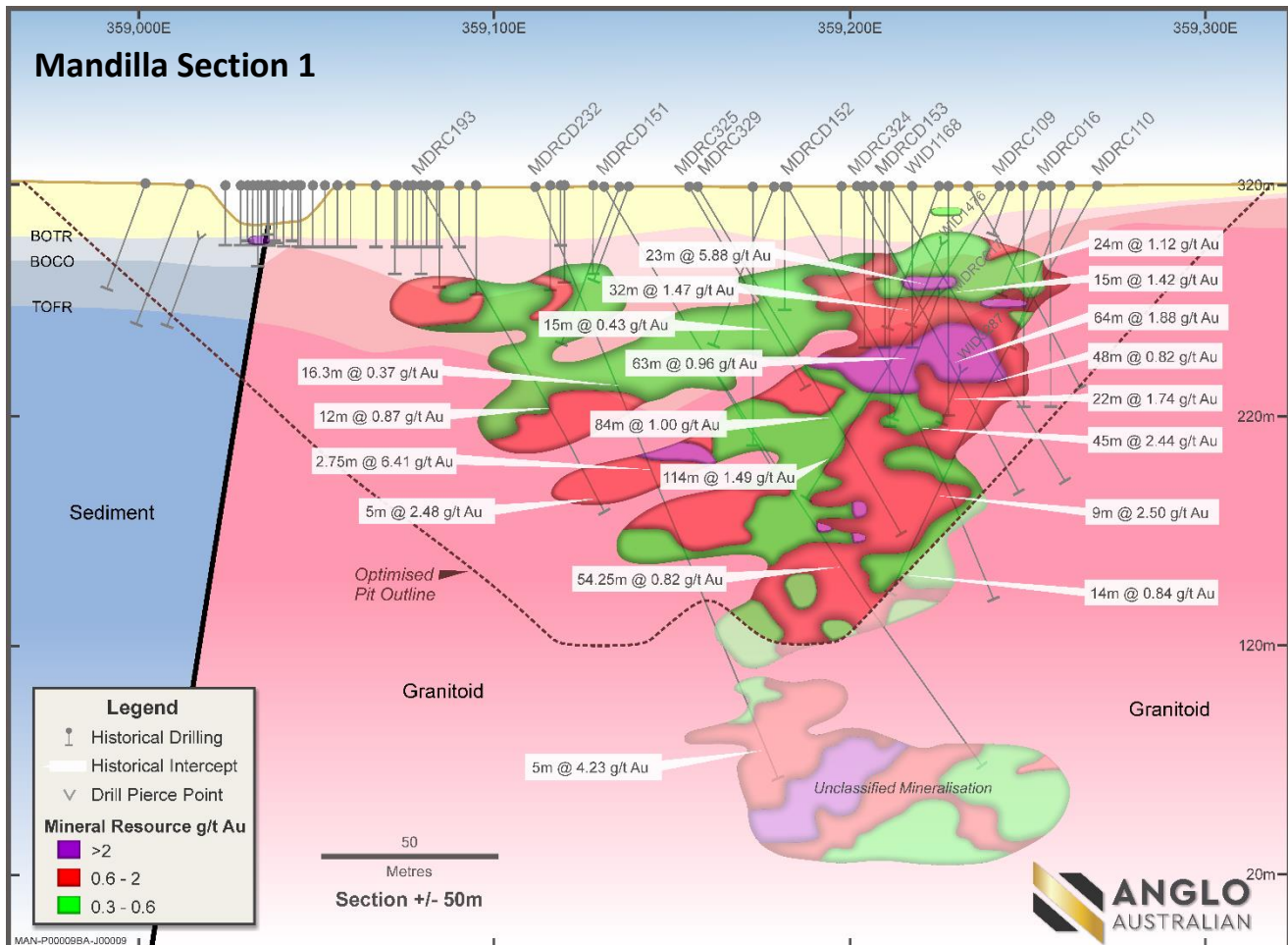


Figure 4 – Mandilla East cross-section (refer Figure 3 for section location)

Mandilla Section 2, as illustrated in Figure 5 below, also shows the Mineral Resource within the optimised pit shell at the Mandilla East main zone. This section is 80m south of Section 1 above.

The high-grade zones of mineralisation (coloured purple) coincide with more intense quartz veining.

Top-cutting (grade capping) was applied to restrict the influence of these higher grades during estimation, with a top-cut of 21g/t used within the fresh rock and 12g/t used within the transitional zone. A distance limited threshold was also applied so that the uncapped grades were used for blocks within 10m of the grades above the cap and capped grades used beyond this distance. Cube Consulting considers this an appropriate method to satisfactorily represent the informing data.

Section 2 also demonstrates significant unclassified mineralisation (transparent) beneath the optimised pit shell.

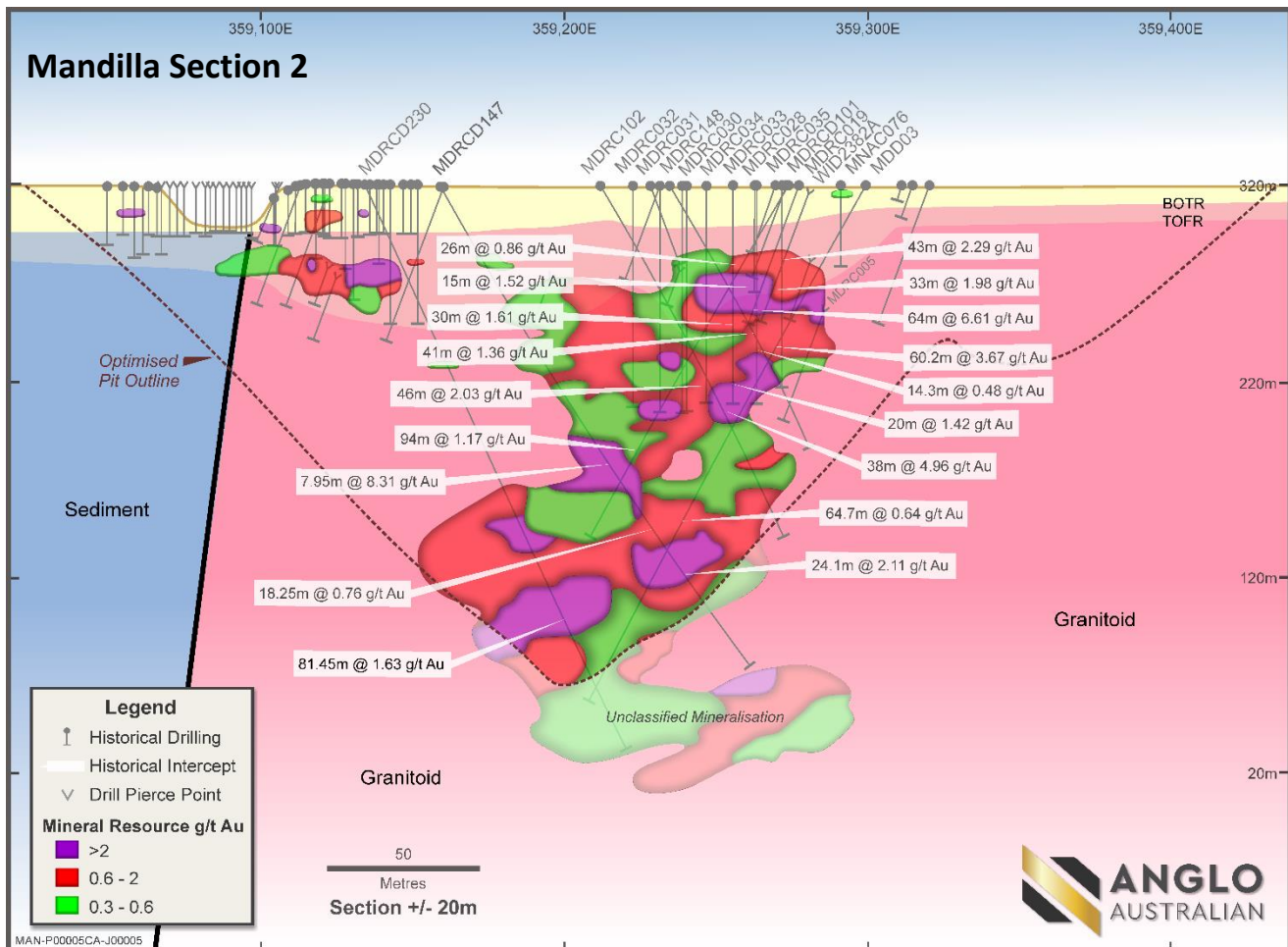


Figure 5 – Mandilla East cross-section (refer Figure 3 for section location)

Mandilla Section 3, as illustrated in Figure 6 below, is located a further 120m south of Section 2 above. MDRCD191, which appears on this section, is the deepest hole drilled to date at the Mandilla Gold Project. An interval previously reported as 76.5m at 1.21g/t Au from 296m also included 1m at 42.09g/t Au from 321.1m. MDRCD191 was still in mineralisation towards the bottom-of-hole, reporting 0.4m at 13.42g/t Au from 410.9m.

The unclassified mineralisation (transparent) is the modelled mineralisation that falls outside the AUD\$2,500oz optimised pit shell. While only limited deep drilling has been completed at the Mandilla Gold Project to date, alteration, quartz veining and gold mineralisation has continued to be observed at depth.

Across the three sections presented (including Sections 1 and 2 as discussed above), a continuous zone of mineralisation has been modelled at depth which currently sits outside the pit optimisation and hence is unclassified and not reported within the MRE. Mineralisation at depth may be exploitable by way of underground mining, although the economic viability is yet to be evaluated.

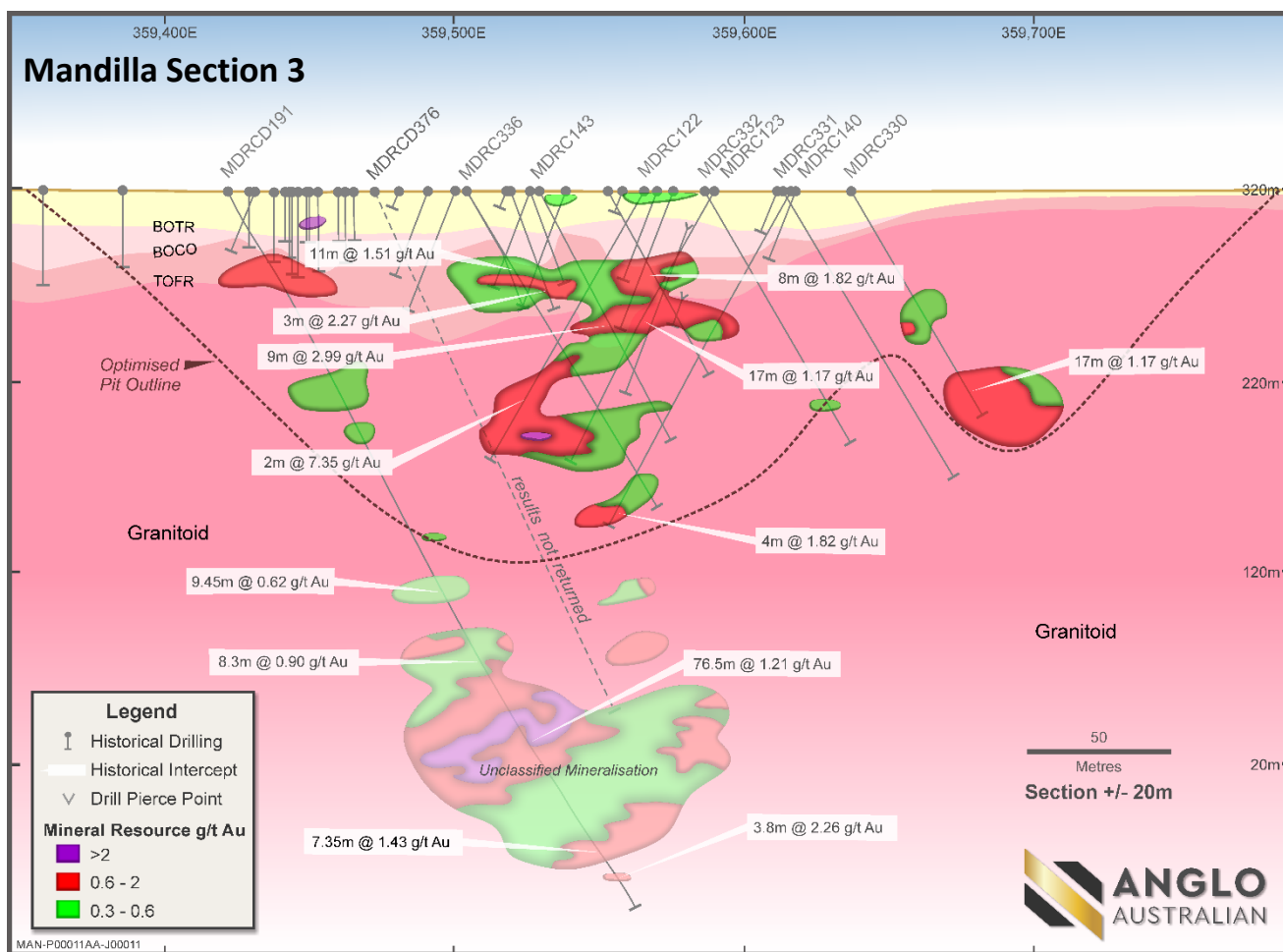


Figure 6 – Mandilla East cross-section (refer Figure 3 for section location)

A summary of information material to the understanding of the MRE was detailed in the ASX Announcement dated 27 May 2021, in compliance with the requirements of ASX Listing Rule 5.8.1.

Drill Results

The Company released the following drill results during the Quarter.

20 April 2021

On 20 April 2021, the Company announced the results from a total of 18 RC holes for an aggregate of 3,061m of in-fill drilling in the Mandilla East Main Zone, of which 15 holes for an aggregate of 2,531m were drilled during the March Quarter. The remaining three holes for an aggregate of 530m were completed during the December 2020 Quarter.

The best reported results from the Mandilla East Main Zone drilling included:

- 83m @ 1.47g/t Au from 96m in MDRC326;
- 64m @ 1.88g/t Au from 44m in MDRC324;
- 84m @ 1.00g/t Au from 91m in MDRC329;
- 53m @ 0.92g/t Au from 58m plus 36m @ 1.24g/t Au from 124m in MDRC327; and
- 37m @ 0.97g/t Au from 113m in MDRC330.

MDRC324, which returned an intersection of 64m at 1.88g/t Au from 44m, also demonstrated significant quantities of visible gold when panned (refer to Image 1). The interval from 102 to 103m assayed 8.02g/t Au and is further testament to the significant quantities of visible gold evident at the Mandilla Gold Project.

The Mandilla East in-fill results demonstrate a continuous wide zone of gold mineralisation. Historically, this area has delivered the widest and highest-grade intersections and the most recent in-fill results continue to build on this high-grade zone within the broader Mandilla Gold Project.

The locations of the drill-holes reported on 20 April 2021 are set out in plan view in Figure 7 below.

20 May 2021

On 20 May 2021, the Company announced the results from a total of 15 RC holes for an aggregate of 2,200m of drilling. The drilling results reported targeted mineralisation to the south of Mandilla East. This area has previously delivered wide zones of mineralisation and these results demonstrate the extension of Mandilla East to the south and south-east.

The best reported results included:

- **66m at 1.77g/t Au** from 70m in MDRC334;
- **9m at 4.21g/t Au** from 85m in MDRC341 (not included in the pending MRE);
- **38m at 1.06g/t Au** from 78m and **17m at 1.08g/t Au** from 124m in MDRC347 (not included in the pending MRE);
- **86m at 0.61g/t Au** from 105m in MDRC348 (not included in the pending MRE);
- **18m at 1.23g/t Au** from 121m in MDRC340;
- **10m at 2.12g/t Au** from 48m in MDRC335; and
- **11m at 1.75g/t Au** from 41m in MDRC346 (not included in the pending MRE).

The locations of the drill-holes reported on 20 May 2021 are set out in plan view in Figure 8 below.



Image 1 — Visible gold in MDRC324 from 102m - 103m

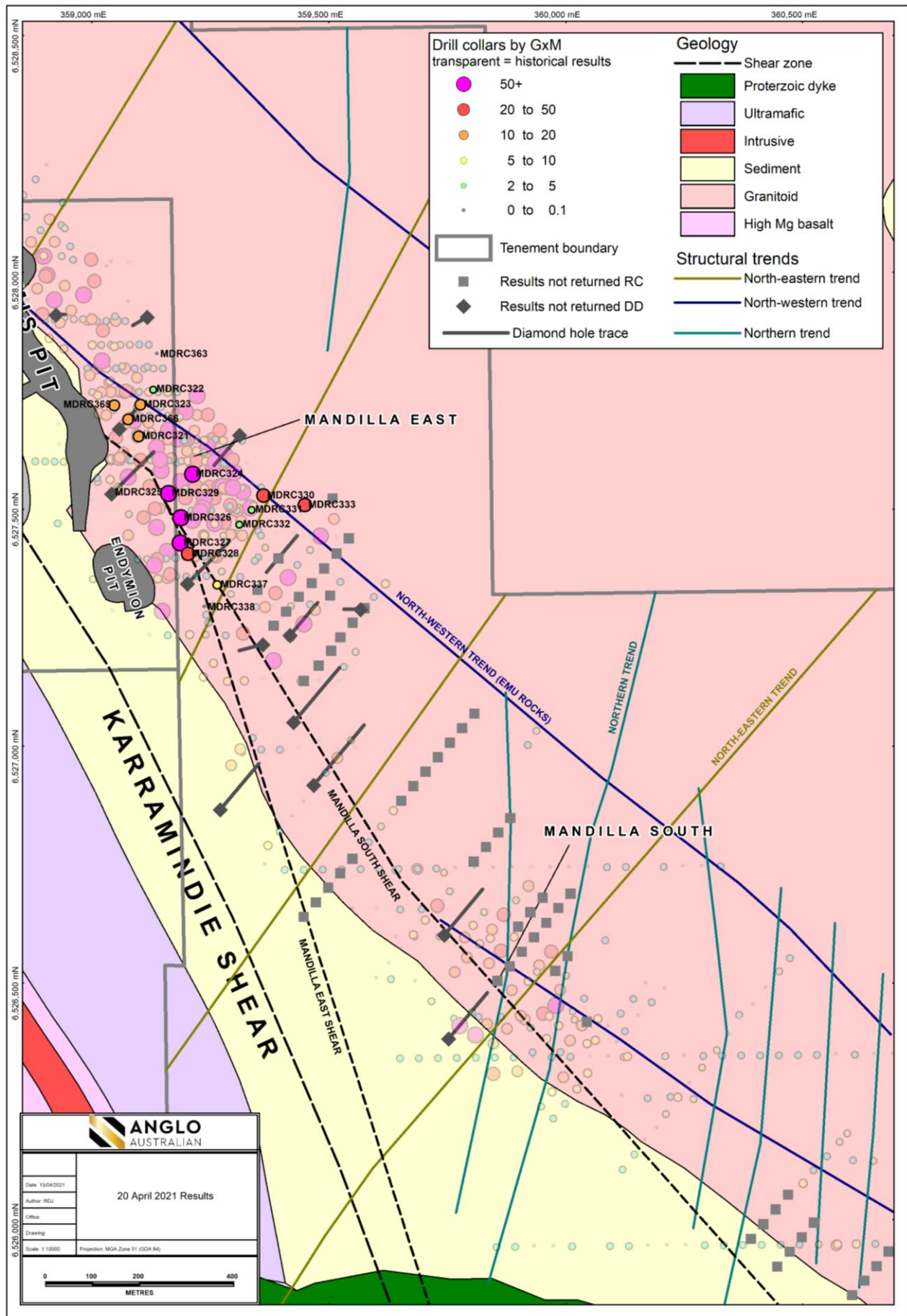


Figure 7 – Drill collar locations of results released 20 April 2021 on local area geology.

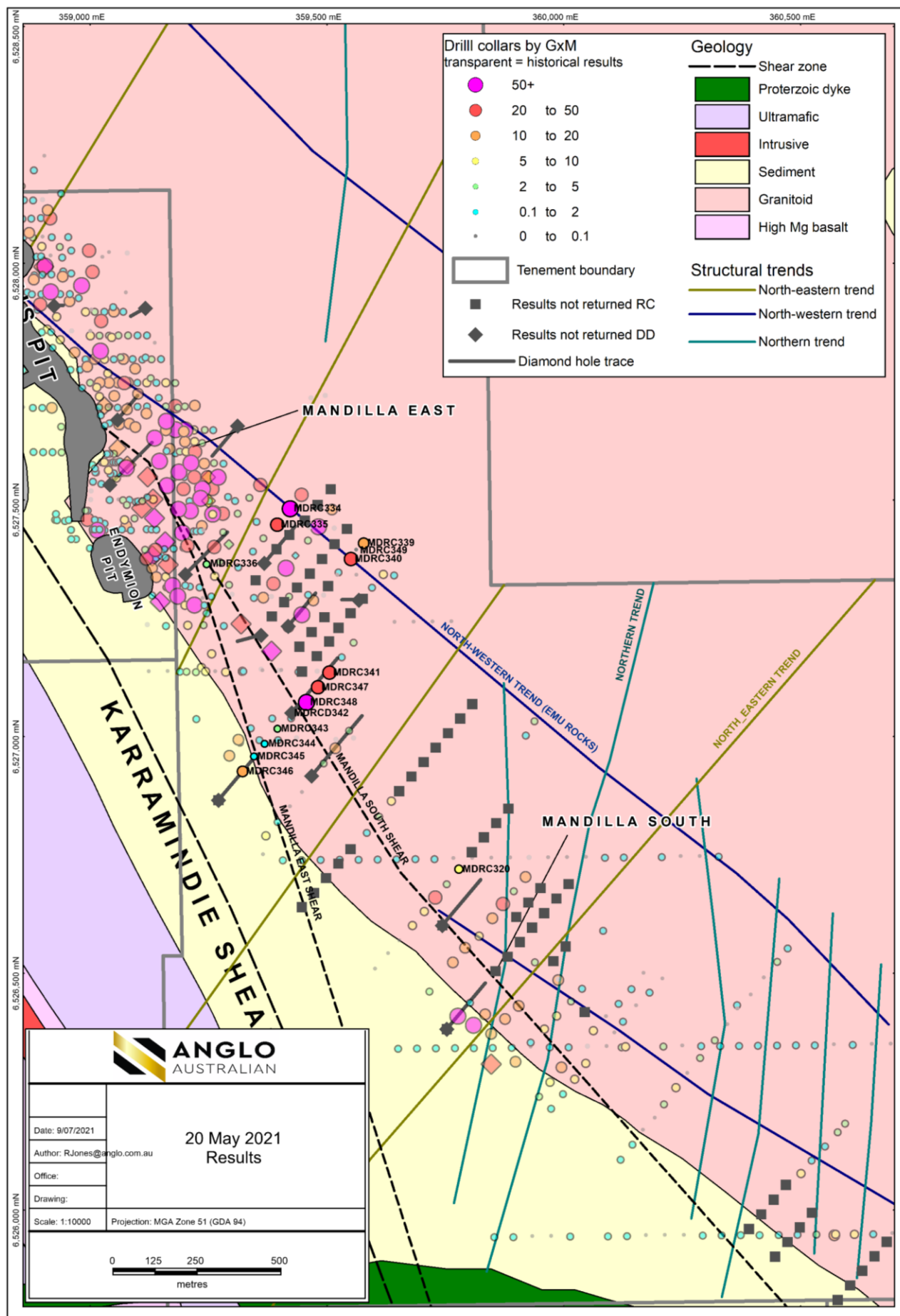


Figure 8 – Drill collar locations of results released 20 May 2021 on local area geology.

The cross-section shown in Figure 9 is located 130m south of a line of drilling at Mandilla East which previously represented the southern limit of high-grade mineralisation at the Mandilla East gold deposit and included reported results of:

- **26m at 8.29g/t Au** from 76m in MDRC215; and
- **13.4m at 7.02g/t Au** from 180.4m in MDRC228.

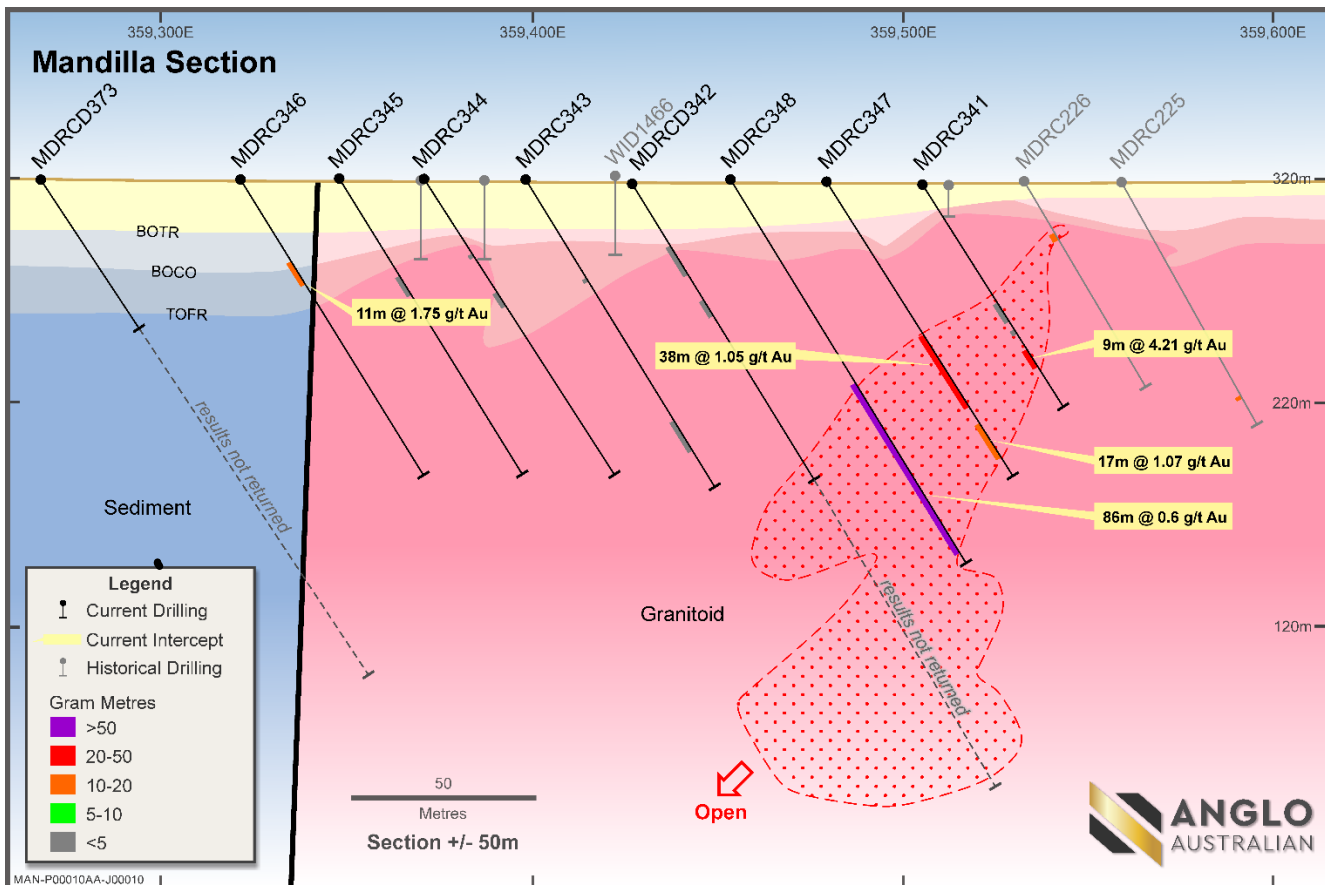


Figure 9 – Mandilla East cross-section (refer Figure 3 for section location).

The new results on this section include:

- **9m at 4.21g/t Au** from 85m in MDRC341;
- **38m at 1.06g/t Au** from 78m and **17m at 1.08g/t Au** from 124m in MDRC347; and
- **86m at 0.61g/t Au** from 105m in MDRC348; and
- **11m at 1.75g/t Au** from 41m in MDRC346.

These results demonstrate the presence of further wide zones of mineralisation, extending the Mandilla East gold deposit to the south by a further 130m.

In-fill drilling from the section line illustrated in Figure 8 back towards Mandilla East has already been completed, with assay results pending.

Additionally, diamond drill hole MDRC342, which is also plotted on this section, intersected a 30m zone of mineralisation from 220m to 250m down-hole (including visible gold at 243.7m down-hole). This hole is yet to be cut and submitted for assay. The hole was designed to test the mineralisation intersected in MDRC341, MDRC347 and MDRC348 at depth and visually appears to have been successful.

A photo illustrating the visible gold is set out in Image 2 below.



Image 2 – Visible gold in MDRCD342 from 243.7m

Assay results for a further 69 RC holes for an aggregate 9,498m remain outstanding.

A total of 15 diamond drill holes for 2,654.6m have been logged by AAR geologists and have either been submitted or are being prepared for submission to the laboratory for assaying.

MDRCD431, which was drilled on a section 40m south of MDRC334 and MDRC335, has been logged with visible gold reported at 68.9m down-hole as shown in Image 3 below.



Image 3 - Visible gold in MDRCD431 from 68.9m

An independent geological appraisal of the Mandilla East and Mandilla South mineralised setting commenced during the Quarter, prior to the diamond core being cut. This was completed during July 2021 and included:

- Compilation of graphic logs of key aspects of the diamond core to assist with identifying similarities and differences between mineralised and non-mineralised holes;
- Assessing structural features of the core to better understand the structural history and its potential influence on ore formation and control;
- Assessing and reviewing the alteration in the core to determine the fluid history of the system with respect to gold;
- Assessing the types and styles of veining; and
- Assessing the mineralogy with respect to the previously gathered XRF information.

Drill Programs

RC Drilling

During the Quarter, the Company completed a total of 19 RC holes for a total of 2,845m. The RC Program was completed during mid-April for a total of 97 holes and 14,074m of drilling.

Drilling for the Quarter primarily focused on in-fill drilling at Mandilla East and testing the south and south-east extensions to the Mandilla East main zone.



Image 4 – Recently delivered core-cutting saw installed at our Kambalda yard.

Diamond Drilling

A total of four holes for 834m of diamond drilling were completed during the Quarter. The diamond drilling program concluded during mid-April for a total of 16 holes and 2,655m of diamond drilling.

Core from the diamond drilling program is currently being logged and cut in preparation for assay submission. Results from the diamond drilling program are still awaited.

To 30 June 2021, across a number of drilling campaigns, the Company has undertaken a total of 49,145m of RC drilling and 7,626m of diamond drilling. This represents a significant investment in exploration drilling and demonstrates the Company's strong belief in the geological potential of the Mandilla Gold Project.

The return of sample results from the commercial laboratories remained slow during the Quarter, with turnaround times of between ~ 50 to >100 days.

Current and Forward Plan

As at the date of this Quarterly Report, assay results for a total of 69 holes for an aggregate of 9,498m of RC drilling and 15 holes for 2,669m of diamond drilling are yet to be reported.

AAR expects to be receiving drill assay results through until August 2021. These results, coupled with the outcomes of the independent geological appraisal, will be used to formulate the strategy for the next phases of drilling at Mandilla.

Once the outstanding assay results have been received and an independent geotechnical analysis completed, Cube Consulting will be engaged to prepare an updated MRE for Mandilla. This is expected to be released during the September Quarter.

It is anticipated that the next phase of exploration drilling at Mandilla will commence during August/September 2021. The design of the drill program will be determined taking into account the outcome of the updated MRE, the independent geological appraisal and the additional drill results received from the RC and diamond drilling programs which concluded in April 2021.

Subject to any permitting and approval requirements, AAR also expects to commence a drilling program at the Feysville Gold Project during the September Quarter, to be run concurrently with the Mandilla drill programs.

Koongie Park Gold and Base Metals Project – WA

KOONGIE PARK JOINT VENTURE

AAR – 75% interest (100% interest – gold and precious metals)

AAR announced on 10 June 2021 that it had received the final payment of \$900,000 from AuKing Mining Limited (**AuKing**) (ASX: AKN) with respect to the Koongie Park Project Agreement originally announced on 25 June 2020 (the **Agreement**).

In accordance with the terms of the Agreement, AuKing has earned a 25% participating interest in the Koongie Park Joint Venture, an unincorporated Joint Venture between the Company and AuKing (**Joint Venture**). AuKing has the opportunity to earn up to a 75% interest in the Joint Venture by funding exploration and project development studies (as stipulated below).

- AuKing may earn a further 25% interest in the Joint Venture by incurring expenditure of \$1.5 million over an initial period of twenty-four (24) months, including expenditure on exploration, testwork and related analysis to establish a commercially viable processing solution for the Koongie Park oxide ores (**First Earn-In Milestone**).
- At AuKing's election, AuKing can earn a further 25% interest in the Joint Venture by incurring additional expenditure of \$1,500,000 over a subsequent twelve (12) month period, including expenditure on exploration activities and feasibility studies with a view to establishing mining operations on the Onedin and Sandiego deposits on the Tenements (**Second Earn-In Milestone**).

AAR retains the right to explore for and develop gold and other precious metals deposits within the Koongie Park project area.

Corporate

COVID-19

During the Quarter, the Company continued to implement and maintain the necessary COVID-19 protocols to minimise the risk to our employees, contractors, and the communities in which the Company operates. The Company has managed to successfully advance its exploration and evaluation activities without disruption but continues to monitor the latest advice and directives from the State Government and relevant health authorities.

Issued Capital

On 2 June 2021, 1,194,062 LTI 2020D performance rights were issued to eligible employees.

On 2 June 2021, 6,000,000 unquoted options exercisable at \$0.34 expiring 31 December 2022 were issued to third-party advisors in accordance with the terms of agreements.

During the Quarter, the Board determined that the performance conditions attaching to 1,830,780 2020A Performance Rights and 5,340,075 2020B Performance Rights (together, the **Performance Rights**) had been met and were eligible for conversion to fully paid ordinary shares. The Performance Rights were converted to 7,170,855 fully paid ordinary shares on 7 July 2021.

There were no other changes to issued capital during the June Quarter.

Unmarketable Parcel Sale Facility

The Company announced on 31 March 2021 that it had established an unmarketable parcel sale facility (**Sale Facility**) for shareholders who hold fully-paid ordinary shares in the Company (**Shares**) with a market value of less than A\$500, and whose registered address is in Australia.

Based on the ASX closing price of AAR shares on Tuesday 30 March 2021 (being the **Record Date**), the Directors determined an unmarketable parcel to be a shareholding of 5,102 shares or less. Shareholders with an unmarketable parcel were instructed to return the Share Sale Election Form by no later than 5:00 pm (WST) on Tuesday 18 May 2021 (being the **Closing Date**) if they wished to retain their shareholding.

The Company confirms that, following the receipt of Share Sale Election Forms, the final number of shares eligible to be sold under the Facility is 1,674,757 from a total of 937 shareholdings (**UMP Sale Shares**).

Sale of the UMP Sale Shares was completed during June 2021. All shareholders whose shares were sold through the Sale Facility will receive the same price per share and AAR will update the market in respect of final sales made under the Sale Facility.

The proceeds were remitted to shareholders whose shares were sold during July 2021 via Electronic Funds Transfer and/or cheque.

Cash and cash equivalents

The Company had cash on hand of approximately \$9.8 million as at 30 June 2021.

Appendix 5B

Cash outflows for the Quarter totalled \$2.3 million, comprising exploration activity (78%), staff costs (17%) and corporate and administration costs (5%).

Cash inflows for the Quarter totalled \$912,888, comprising proceeds from bank interest of \$12,888 and proceeds from completion of the transaction with AuKing of \$900,000.

Payments to related parties and their associates (as set out in section 6 of the Appendix 5B) totalled \$147,924, consisting of executive and non-executive director fees, salaries and superannuation payments.

Authorised for Release

This Quarterly Report has been authorised for release by the Board of AAR.

For further information:

Investors:

Marc Ducler
Managing Director
+61 8 9382 8822

Media:

Nicholas Read
Read Corporate
+61 419 929 046

ABOUT AAR

AAR is a gold-focused exploration company targeting the exploration, growth and development of its flagship Mandilla Gold Project, located 70km south of Kalgoorlie in Western Australia. The Mandilla Gold Project hosts a Mineral Resource Estimate (MRE) of **15.6Mt at 1.0 g/t Au for 500.4koz** of contained gold.

AAR is also progressing mining tenement applications for its Feysville Gold Project which is located 14km south of the KCGM Super Pit in Kalgoorlie. The Feysville hosts a MRE of **2.3Mt at 1.3 g/t Au for 116.1koz**¹ of contained gold. Pending grant, AAR will re-commence exploration activities with the strategy to grow and develop the FGP.

AAR has formed an unincorporated Joint Venture with AuKing Mining Limited (**AuKing**) with respect to the Koongie Park Project located in the eastern Kimberley region of Western Australia. AAR currently holds a 75% interest in the Joint Venture, with AuKing able to earn up to a 75% interest by meeting earn-in expenditure milestones. AAR retains the right to explore for golds and other precious metals.

AAR also has other tenement interests in the Western Australian Goldfields, including Carnilya Hill and Leonora.

¹ Feysville JORC 2012 MRE includes; Indicated Mineral Resources of 2.3Mt at 1.3g/t Au for 95.9koz and Inferred Mineral Resources of 0.6Mt at 1.1g/t Au for 20.2koz (refer to ASX Announcement dated 8 April 2019).

SCHEDULE OF MINING TENEMENTS

1. Mining tenements held at the end of the Quarter and their location.

Project (Location)	Tenement Number	Beneficial Percentage Interest	Status	Title Registered to
Mandilla (Western Australia)	M15/96 M15/633 E15/1404	100% gold rights only 100% gold rights only 100%	Granted	Neometals Ltd Anglo Australian Resources NL Anglo Australian Resources NL
Koongie Park (Western Australia)	M80/276, 277 E80/4389,4766, 4957, 4960 E80/5076, 5087, E80/5127 E80/5263 P80/1802,1803	100%	Granted	Anglo Australian Resources NL
Feysville (Western Australia)	P26/3943-3944 P26/3947-3951 P26/4051-4052	100%	Granted	Feysville Gold Pty Ltd
	M26/846 P26/4390	-	Pending	Feysville Gold Pty Ltd
Carnilya Hill (Western Australia)	M26/47 - 49 M26/453	100% gold rights only	Granted	Mincor Resources NL
Leonora (Western Australia)	E37/1287 E7/1355	100%	Granted	Anglo Australian Resources NL

2. Mining tenements acquired during the Quarter and their location:

Project (Location)	Tenement Number	Status	Comment
Feysville	L26/295	Pending	Replacement for L26/289-290

3. Mining tenements disposed of during the Quarter and their location.

Project (Location)	Tenement Number	Status	Comment
Feysville	P26/3947	Dead	Expired
Feysville	P26/289-290	Surrendered	Replaced by L26/295

Compliance Statement

The information in this Quarterly Report that relates to Estimation and Reporting of Mineral Resources is based on information compiled by Mr Michael Job, who is a Fellow of the Australasian Institute of Mining and Metallurgy (FAusIMM). Mr Job is an independent consultant employed by Cube Consulting. Mr Job has sufficient experience that is relevant to the style of mineralisation and type of deposit under consideration and to the activity which he is undertaking to qualify as a Competent Person as defined in the 2012 Edition of the Australasian Code for Reporting of Exploration Results, Mineral Resources and Ore Reserves. Mr Job consents to the inclusion in this Quarterly Report of the matters based on the information in the form and context in which it appears.

The information in this Quarterly Report that relates to exploration targets and exploration results is based on, and fairly represents, information and supporting documentation compiled by Ms Julie Reid, who is a full-time employee of Anglo Australian Resources NL. Ms Reid is a Competent Person and a Member of The Australasian Institute of Mining and Metallurgy. Ms Reid has sufficient experience that is relevant to the style of mineralisation and type of deposit under consideration and to the activity being undertaken to qualify as a Competent Person as defined in the 2012 Edition of the 'Australasian Code for Reporting of Exploration Results, Mineral Resources and Ore Reserves'. Ms Reid consents to the inclusion in this report of the material based on this information, in the form and context in which it appears.

The information in this Quarterly Report that relates to metallurgical test work for the Mandilla Gold Project is based on, and fairly represents, information and supporting documentation compiled by Mr Marc Ducler, who is a full-time employee of Anglo Australian Resources NL. Mr Ducler is a Competent Person and a Member of The Australasian Institute of Mining and Metallurgy. The information that relates to processing and metallurgy is based on work conducted by ALS Metallurgy Pty Ltd (ALS Metallurgy) on diamond drilling samples collected under the direction of Mr Ducler and fairly represents the information compiled by him from the completed ALS Metallurgy testwork. Mr Ducler has sufficient experience that is relevant to the style of mineralisation and type of deposit under consideration and to the activity being undertaken to qualify as a Competent Person as defined in the 2012 Edition of the 'Australasian Code for Reporting of Exploration Results, Mineral Resources and Ore Reserves'. Mr Ducler consents to the inclusion in this Quarterly Report of the material based on this information, in the form and context in which it appears.

Previously Reported Results

There is information in this Quarterly Report relating to exploration results which were previously announced on 13 Feb 2017, 21 Mar 2018, 15 May 2018, 26 Nov 2018, 8 April 2019, 24 July 2019, 31 July 2019, 19 September 2019, 16 October 2019, 25 November 2019, 12 December 2019, 12 February 2020, 19 June 2020, 25 June 2020, 11 August 2020, 15 September 2020, 17 February 2021, 26 March 2021, 20 April 2021 and 20 May 2021. Other than as disclosed in those announcements, the Company confirms that it is not aware of any new information or data that materially affects the information included in the original market announcements.

Appendix 5B

Mining exploration entity or oil and gas exploration entity quarterly cash flow report

Name of entity

ANGLO AUSTRALIAN RESOURCES NL

ABN

24 651 541 976

Quarter ended ("current quarter")

30 JUNE 2021

Consolidated statement of cash flows		Current quarter \$A'000	Year to date (12 months) \$A'000
1.	Cash flows from operating activities		
1.1	Receipts from customers	-	15
1.2	Payments for		
	(a) exploration & evaluation	-	-
	(b) development	-	-
	(c) production	-	-
	(d) staff costs	(425)	(1,471)
	(e) administration and corporate costs	(87)	(544)
1.3	Dividends received (see note 3)	-	-
1.4	Interest received	13	45
1.5	Interest and other costs of finance paid	-	-
1.6	Income taxes paid	-	-
1.7	Government grants and tax incentives	-	101
1.8	Other (provide details if material)	-	-
1.9	Net cash from / (used in) operating activities	(499)	(1,854)

2.	Cash flows from investing activities		
2.1	Payments to acquire or for:		
	(a) entities	-	-
	(b) tenements	-	-
	(c) property, plant and equipment	(3)	(6)
	(d) exploration & evaluation (capitalised)	(1,775)	(5,652)
	(e) investments	-	-
	(f) other non-current assets	-	-

Consolidated statement of cash flows		Current quarter \$A'000	Year to date (12 months) \$A'000
2.2	Proceeds from the disposal of:		
	(a) entities	-	-
	(b) tenements	900	1,000
	(c) property, plant and equipment	-	-
	(d) investments	-	-
	(e) other non-current assets	-	-
2.3	Cash flows from loans to other entities	-	-
2.4	Dividends received (see note 3)	-	-
2.5	Other (provide details if material)	-	-
2.6	Net cash from / (used in) investing activities	(878)	(4,659)

3.	Cash flows from financing activities		
3.1	Proceeds from issues of equity securities (excluding convertible debt securities)	-	11,854
3.2	Proceeds from issue of convertible debt securities	-	
3.3	Proceeds from exercise of options	-	1,665
3.4	Transaction costs related to issues of equity securities or convertible debt securities	(3)	(602)
3.5	Proceeds from borrowings	-	-
3.6	Repayment of borrowings	-	-
3.7	Transaction costs related to loans and borrowings	-	-
3.8	Dividends paid	-	-
3.9	Other (provide details if material)	-	-
3.10	Net cash from / (used in) financing activities	(3)	12,917

4.	Net increase / (decrease) in cash and cash equivalents for the period		
4.1	Cash and cash equivalents at beginning of period	11,187	3,403
4.2	Net cash from / (used in) operating activities (item 1.9 above)	(499)	(1,854)
4.3	Net cash from / (used in) investing activities (item 2.6 above)	(878)	(4,659)
4.4	Net cash from / (used in) financing activities (item 3.10 above)	(3)	12,917

Mining exploration entity or oil and gas exploration entity quarterly cash flow report

Consolidated statement of cash flows		Current quarter \$A'000	Year to date (12 months) \$A'000
4.5	Effect of movement in exchange rates on cash held		
4.6	Cash and cash equivalents at end of period	9,807	9,807

5.	Reconciliation of cash and cash equivalents at the end of the quarter (as shown in the consolidated statement of cash flows) to the related items in the accounts	Current quarter \$A'000	Previous quarter \$A'000
5.1	Bank balances	9,741	11,121
5.2	Call deposits	66	66
5.3	Bank overdrafts	-	-
5.4	Other (provide details)	-	-
5.5	Cash and cash equivalents at end of quarter (should equal item 4.6 above)	9,807	11,187

6.	Payments to related parties of the entity and their associates	Current quarter \$A'000
6.1	Aggregate amount of payments to related parties and their associates included in item 1	148
6.2	Aggregate amount of payments to related parties and their associates included in item 2	-
<i>Note: if any amounts are shown in items 6.1 or 6.2, your quarterly activity report must include a description of, and an explanation for, such payments.</i>		

Mining exploration entity or oil and gas exploration entity quarterly cash flow report

7. Financing facilities <i>Note: the term "facility" includes all forms of financing arrangements available to the entity. Add notes as necessary for an understanding of the sources of finance available to the entity.</i>	Total facility amount at quarter end \$A'000	Amount drawn at quarter end \$A'000
7.1 Loan facilities		
7.2 Credit standby arrangements		
7.3 Other (please specify)		
7.4 Total financing facilities		
7.5 Unused financing facilities available at quarter end		
7.6 Include in the box below a description of each facility above, including the lender, interest rate, maturity date and whether it is secured or unsecured. If any additional financing facilities have been entered into or are proposed to be entered into after quarter end, include a note providing details of those facilities as well.		

8. Estimated cash available for future operating activities	\$A'000
8.1 Net cash from / (used in) operating activities (item 1.9)	(499)
8.2 (Payments for exploration & evaluation classified as investing activities) (item 2.1(d))	(1,775)
8.3 Total relevant outgoings (item 8.1 + item 8.2)	(2,274)
8.4 Cash and cash equivalents at quarter end (item 4.6)	9,807
8.5 Unused finance facilities available at quarter end (item 7.5)	-
8.6 Total available funding (item 8.4 + item 8.5)	9,807
8.7 Estimated quarters of funding available (item 8.6 divided by item 8.3)	4.31
<i>Note: if the entity has reported positive relevant outgoings (ie a net cash inflow) in item 8.3, answer item 8.7 as "N/A". Otherwise, a figure for the estimated quarters of funding available must be included in item 8.7.</i>	
8.8 If item 8.7 is less than 2 quarters, please provide answers to the following questions:	
8.8.1 Does the entity expect that it will continue to have the current level of net operating cash flows for the time being and, if not, why not?	
Answer: N/A	
8.8.2 Has the entity taken any steps, or does it propose to take any steps, to raise further cash to fund its operations and, if so, what are those steps and how likely does it believe that they will be successful?	
Answer: N/A	

Mining exploration entity or oil and gas exploration entity quarterly cash flow report

8.8.3 Does the entity expect to be able to continue its operations and to meet its business objectives and, if so, on what basis?

Answer:

N/A

Note: where item 8.7 is less than 2 quarters, all of questions 8.8.1, 8.8.2 and 8.8.3 above must be answered.

Compliance statement

- 1 This statement has been prepared in accordance with accounting standards and policies which comply with Listing Rule 19.11A.
- 2 This statement gives a true and fair view of the matters disclosed.

Date:23 JULY 2021.....

Authorised by: ...BY THE BOARD.....
(Name of body or officer authorising release – see note 4)

Notes

1. This quarterly cash flow report and the accompanying activity report provide a basis for informing the market about the entity's activities for the past quarter, how they have been financed and the effect this has had on its cash position. An entity that wishes to disclose additional information over and above the minimum required under the Listing Rules is encouraged to do so.
2. If this quarterly cash flow report has been prepared in accordance with Australian Accounting Standards, the definitions in, and provisions of, *AASB 6: Exploration for and Evaluation of Mineral Resources* and *AASB 107: Statement of Cash Flows* apply to this report. If this quarterly cash flow report has been prepared in accordance with other accounting standards agreed by ASX pursuant to Listing Rule 19.11A, the corresponding equivalent standards apply to this report.
3. Dividends received may be classified either as cash flows from operating activities or cash flows from investing activities, depending on the accounting policy of the entity.
4. If this report has been authorised for release to the market by your board of directors, you can insert here: "By the board". If it has been authorised for release to the market by a committee of your board of directors, you can insert here: "By the [name of board committee – eg Audit and Risk Committee]". If it has been authorised for release to the market by a disclosure committee, you can insert here: "By the Disclosure Committee".
5. If this report has been authorised for release to the market by your board of directors and you wish to hold yourself out as complying with recommendation 4.2 of the ASX Corporate Governance Council's *Corporate Governance Principles and Recommendations*, the board should have received a declaration from its CEO and CFO that, in their opinion, the financial records of the entity have been properly maintained, that this report complies with the appropriate accounting standards and gives a true and fair view of the cash flows of the entity, and that their opinion has been formed on the basis of a sound system of risk management and internal control which is operating effectively.