



MOVING TO THE NEXT LEVEL AT CARDINIA

Growth and opportunity in a Tier-1 gold mining district

- Growing our inventory – 1.23Moz and rising
- Making new discoveries
- Unlocking value – new major shareholder
- Phase 5 drilling program underway

Investor Presentation | August 2021
Andrew Munckton | Managing Director



DISCLAIMER



This presentation is not a prospectus nor an offer for securities in any jurisdiction nor a securities recommendation. The information in this presentation is an overview and does not contain all information necessary for investment decisions. In making investment decisions in connection with any acquisition of securities, investors should rely on their own examination of Kin Mining NL and consult their own legal, business and/or financial advisers.

The information contained in this presentation has been prepared in good faith by Kin Mining NL, however no representation or warranty expressed or implied is made as to the accuracy, correctness, completeness or adequacy of any statements, estimates, opinions or other information contained in this presentation. To the maximum extent permitted by law, Kin Mining NL, its directors, officers, employees and agents disclaim liability for any loss or damage which may be suffered by any person through the use or reliance on anything contained in or omitted from this presentation.

Forward-Looking Statements

This release contains "forward-looking information" that is based on the Company's expectations, estimates and projections as of the date on which the statements were made. This forward-looking information includes, among other things, statements with respect to the feasibility and definitive feasibility studies, the Company's business strategy, plan, development, objectives, performance, outlook, growth, cash flow, projections, targets and expectations, mineral reserves and resources, results of exploration and operational expenses. Generally, this forward-looking information can be identified by the use of forward-looking terminology such as 'outlook', 'anticipate', 'project', 'target', 'likely', 'believe', 'estimate', 'expect', 'intend', 'may', 'would', 'could', 'should', 'scheduled', 'will', 'plan', 'forecast', 'evolve' and similar expressions. Forward-looking information is subject to known and unknown risks, uncertainties and other factors that may cause the Company's actual results, level of activity, performance or achievements to be materially different from those expressed or implied by such forward-looking information. Forward-looking information is developed based on assumptions about such risks, uncertainties and other factors set out herein, including but not limited to the risk factors set out in the Company's Prospectus dated October 2014.

This list is not exhausted of the factors that may affect our forward-looking information. These and other factors should be considered carefully and readers should not place undue reliance on such forward-looking information. The Company disclaims any intent or obligations to revise any forward-looking statements whether as a result of new information, estimates, or options, future events or results or otherwise, unless required to do so by law. Statements regarding plans with respect to the Company's mineral properties may contain forward-looking statements in relation to future matters that can be only made where the Company has a reasonable basis for making those statements. This announcement has been prepared in compliance with the JORC Code 2012 Edition and the current ASX Listing Rules. The Company believes that it has a reasonable basis for making the forward-looking statements in this announcement, including with respect to any mining of mineralised material, modifying factors and production targets and financial forecasts.

Competent Person's Statement

The information contained in this report relating to Resource Estimation results for the Cardinia Hill, Bruno – Lewis and Hobby deposits relates to information compiled by Cube consulting (Mr Mike Millad). Mr Millad is a member of the Australian Institute of Geoscientists and a full time employee of Cube Consulting. Mr Millad has sufficient experience of relevance to the styles of mineralisation and the types of deposit under consideration, and to the activities undertaken to qualify as a Competent Person as defined in the 2012 edition of the JORC "Australasian Code for Reporting of Exploration Results, Mineral Resources and Ore Reserves".

The information contained in this report relating to Resource Estimation results for the remainder of the deposits including Kyte, Helens, Fiona, Rangoon, Mertons Reward, Mertondale 3-4, Tonto, Mertondale 5, Eclipse, Quicksilver, Michaelangelo, Leonardo, Forgotten Four and Krang relates to information compiled by Mr Jamie Logan. Mr Logan is a member of the Australian Institute of Geoscientists and was till recently a full time employee of the company. Mr Logan has sufficient experience of relevance to the styles of mineralisation and the types of deposit under consideration, and to the activities undertaken to qualify as a Competent Person as defined in the 2012 edition of the JORC "Australasian Code for Reporting of Exploration Results, Mineral Resources and Ore Reserves".

The information contained in this report relating to exploration results relates to information compiled or reviewed by Glenn Grayson. Mr Grayson is a member of the Australasian Institute of Mining and Metallurgy and is a full time employee of the company. Mr Grayson has sufficient experience of relevance to the styles of mineralisation and the types of deposit under consideration, and to the activities undertaken to qualify as a Competent Person as defined in the 2012 edition of the JORC "Australasian Code for Reporting of Exploration Results, Mineral Resources and Ore Reserves".

Mr Millad, Mr Logan and Mr Grayson consents to the inclusion in this report of the matters based on information in the form and context in which it appears.

INTRODUCTION | INVESTMENT SNAPSHOT



✓ ASX-listed gold explorer with strong strategic shareholder base including ASX-200 gold producer St Barbara with 19.8% stake

✓ 1.23Moz Mineral Resource base at the 100%-owned Cardinia Gold Project near Leonora

✓ Over 32,500m of drilling completed in 1H CY2021 – resulting in multiple new discoveries

✓ Aggressive ongoing exploration commitment – Phase 5 Program now underway in 2H of CY2021

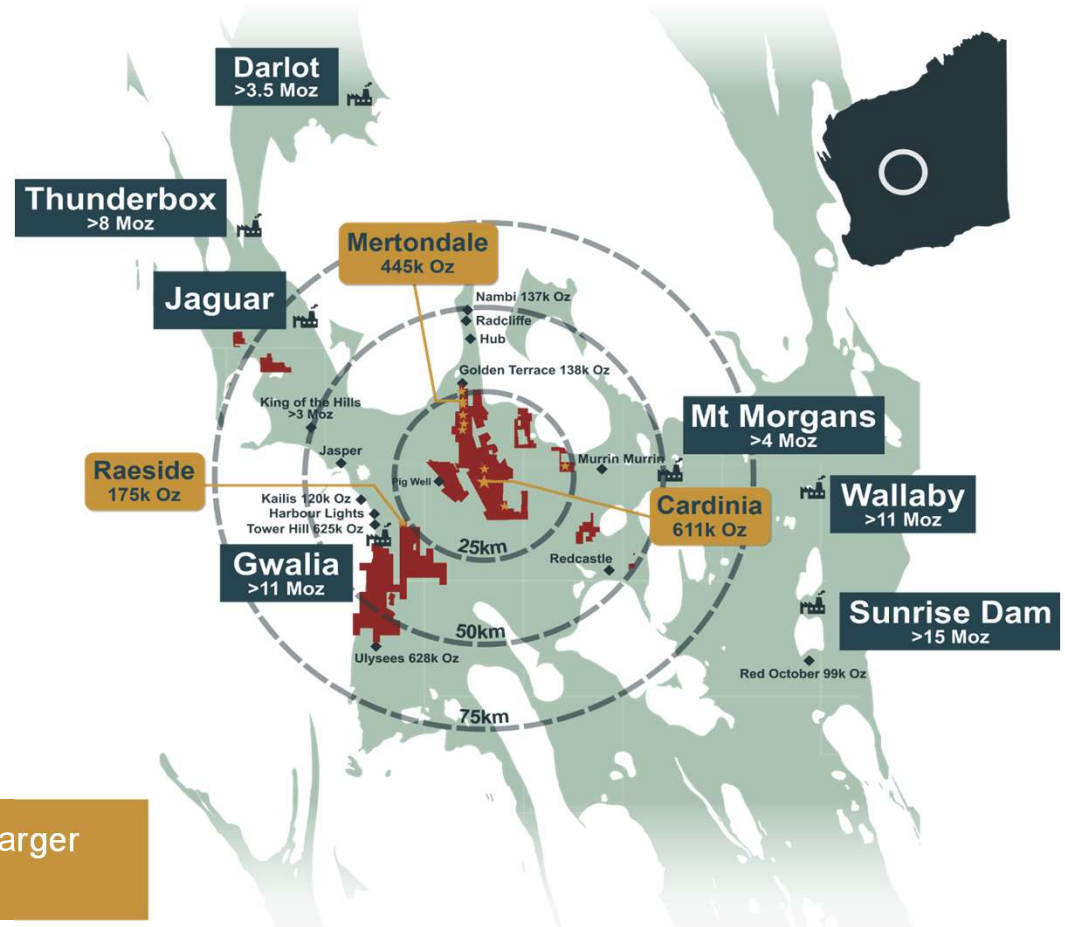
✓ Major leap forward in geological understanding achieved from recent gravity survey results

✓ Follow-up programs underway aimed at making new discoveries

CARDINIA | STRATEGIC FOOTPRINT

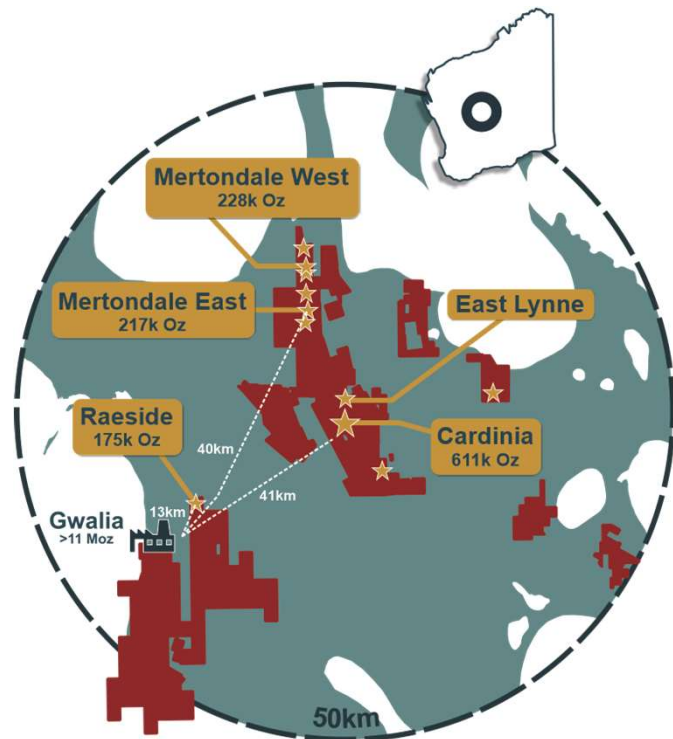


- **657km² land package** just 30km from Leonora
- Tier-1 gold mining district (multi-million-ounce deposits)
- **1.23Moz JORC Resource** hosted in oxide dominant ore zones at three centres – Cardinia, Mertondale and Raeside
- Exploration-driven approach targeting **new, larger, higher grade gold deposits**
- At Cardinia – significant new discoveries already made at **Cardinia Hill, Eastern Corridor and Eagle/Crow**
- At regional targets – new satellite discovery at **Mt Flora** in first-pass drilling...with more in the pipeline
- **32,500m** of RC, diamond and air-core drilling already completed in 1HCY2021
- Strong news-flow and **further Resource growth** anticipated



Recent drilling has highlighted the potential for a much larger mineralised system at Cardinia.

CARDINIA | NEW MAJOR SHAREHOLDER



- St Barbara (ASX: SBM) acquired a **19.8% stake in Kin Mining** on 15 July
- St Barbara is an **ASX-200 Australian gold producer** with operations in WA, Canada and PNG
- SBM's Tier-1 **Leonora Gold Operations** include the Gwalia underground mine and a 1.2Mtpa processing facility
- Leonora Gold Operations are strategically located within **economic haulage distance** of all three of Kin's mining centre deposits
- In addition to its exploration and resource growth strategies, Kin has been moving to **operational readiness**, with applications lodged recently for its first open pit development at Cardinia
- St Barbara is supportive of our exploration and development strategies



New strategic shareholder in ASX-200 gold producer St Barbara

CORPORATE | STRATEGIC SHAREHOLDERS



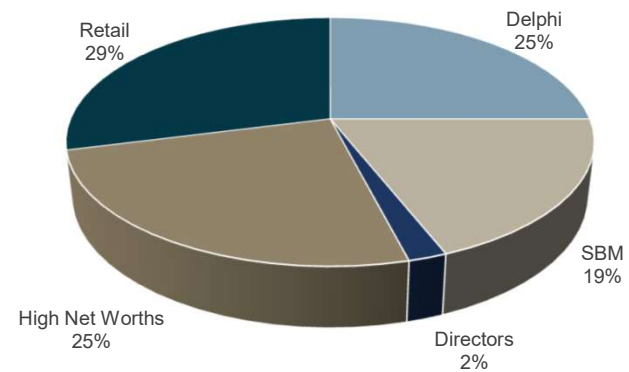
ASX: KIN

Share price (15 July 2021)	A\$0.16
Ordinary shares on issue	799.2M
Options (exercise \$0.24 - \$1.25)	12.0M
Market capitalisation (undiluted)	\$128M
Cash (30 June 2021)	\$7.4M
Debt	Nil
Liquidity (avg. daily traded shares)	1.34M

Board of Directors

Andrew Munckton	Managing Director
Joe Graziano	Chairman
Brian Dawes	Non-Executive Director
Nicholas Anderson	Non-Executive Director
Hansjoerg Plaggemars	Non-Executive Director

Shareholders



12-month share price performance



TEAM | EXPERIENCED, CAPABLE AND FOCUSED



Andrew Munckton
Managing Director & CEO



- Geologist with 35+ years experience, technical and operations, UG and open pit
- Previous Managing Director of Avalon Minerals, General Manager Gindalbie Metals
- Previously General Manager of Operations Paddington, Kanowna Belle and Kundana

Steven Jones
CFO & Company Secretary



- Chartered Accountant with 25+ years experience, incl. 20+ years in WA mining
- Demonstrated history in Mineral Exploration, Investor Relations, Analytics, Feasibility Studies, Environmental Approvals
- Previous senior roles at Portman Mining, Aviva, Southern Cross Goldfields and Middle Island Resources

Glenn Grayson
Exploration Manager



- Geologist with 23+ years experience
- Extensive experience with resource development and extension at Kundana, Kanowna Belle, Fosterville
- Previous senior positions with Northern Star Resources, Barrick and Northgate Minerals

Chad Maloney
Mining Manager



- Engineer with 25+ years industry experience
- Extensive experience with both owner operator and contract mining in open pit and underground from startup to steady state operations
- Previous senior positions with Xstrata Nickel, Doray, Westgold and Pantoro

Key consultants

Cube Consulting

- Respected industry consultants
- Specialists in Mineral Resource estimates, optimization, mine design and scheduling

Como Engineers

- Established industry consultants, long history
- Process engineering, metallurgy and construction services

Jon Standing

- Expert stratigraphic structural and economic geologist
- Comprehensive mapping of the company tenure

Southern Geoscience

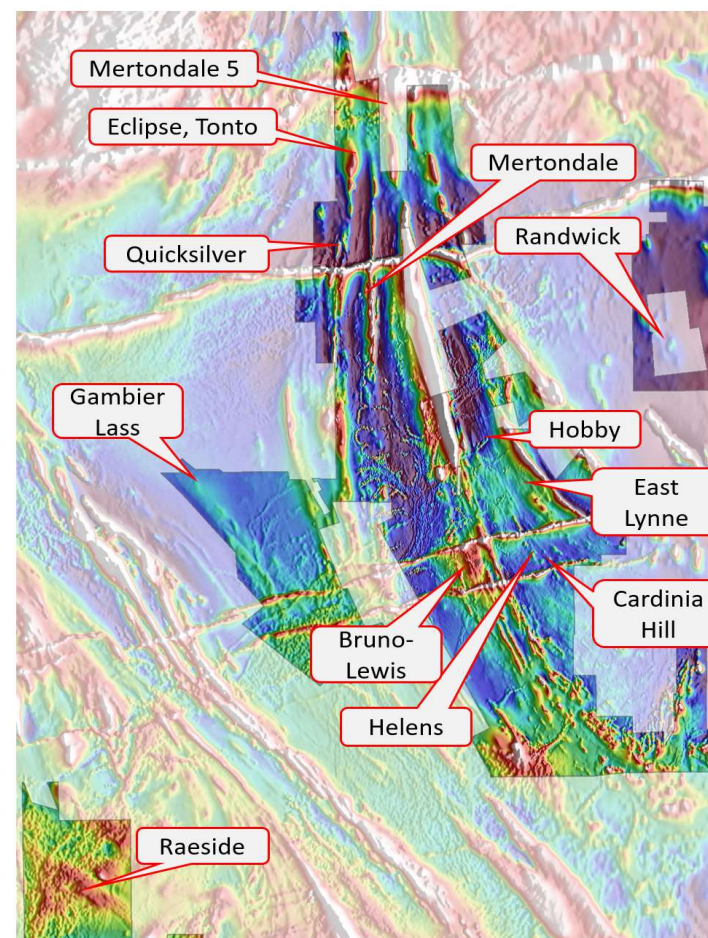
- Assists with geophysical interp, advice and strategy around acquiring the appropriate field data

OPPORTUNITY | MINERIE GREENSTONE BELT



- Dominant land-holding in an under-explored greenstone belt
- Limited deeper drilling, with the bulk of historical exploration focused around known deposits driven by survival imperative
- New project-wide, data-driven, bottom-up approach has been adopted to target potential new zones of gold mineralisation
- Large alteration systems related to gold mineralisation identified throughout the area
- Detailed understanding of the mineralising system is developing rapidly as we build up the science and systematically test our models

Potential for large mineralised system identified within extensive, under-explored greenstone belt. Exploration still at an early stage.

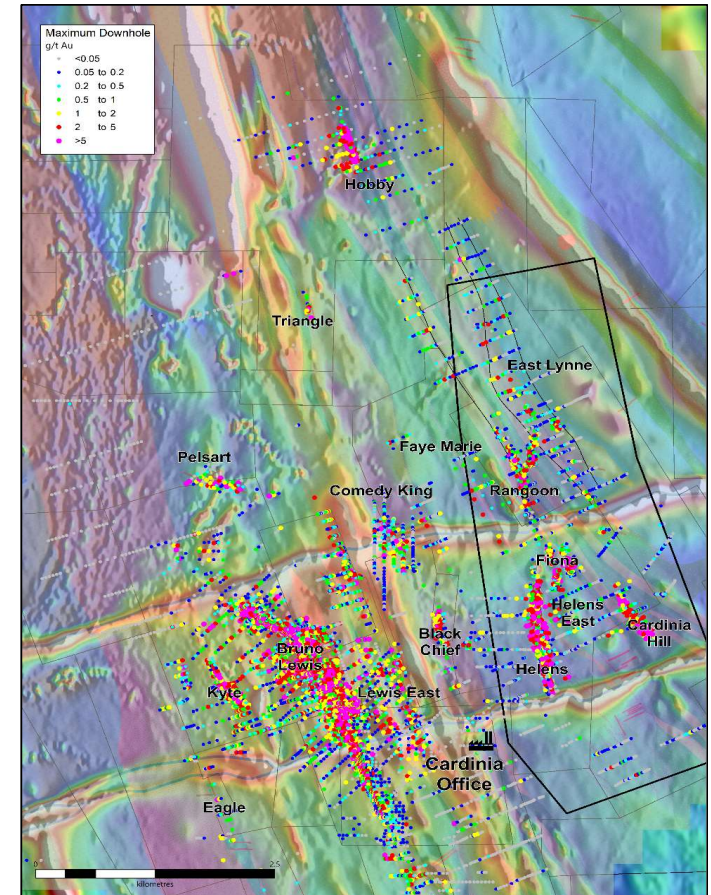


CARDINIA | MULTIPLE PROJECTS ADVANCING



- Eight projects with Mineral Resources totaling 16.3Mt at 1.17g/t Au for 611Koz
- Further eight prospects with exciting exploration results requiring follow-up
- Recent high grade discoveries at Cardinia Hill, Eastern Corridor, Eagle and Crow
- **Phase 4:** Expanded program (Jan to June 21) with focus on:
 - Broad-spaced AC drilling at large-scale targets – Eagle Crow
 - Initial RC drilling of new high grade targets at Eastern Corridor
 - MRE growth from Bruno Lewis and Cardinia Hill
- **Phase 5:** Mineralised System, Eastern Corridor (July to Nov 21)
 - Detailed gravity survey covering large area under thin cover where soil Geochem is less effective.
 - Eastern Corridor where gravity survey has confirmed Intrusion/Fault system model
 - MRE growth from Cardinia Hill, Eastern Corridor program

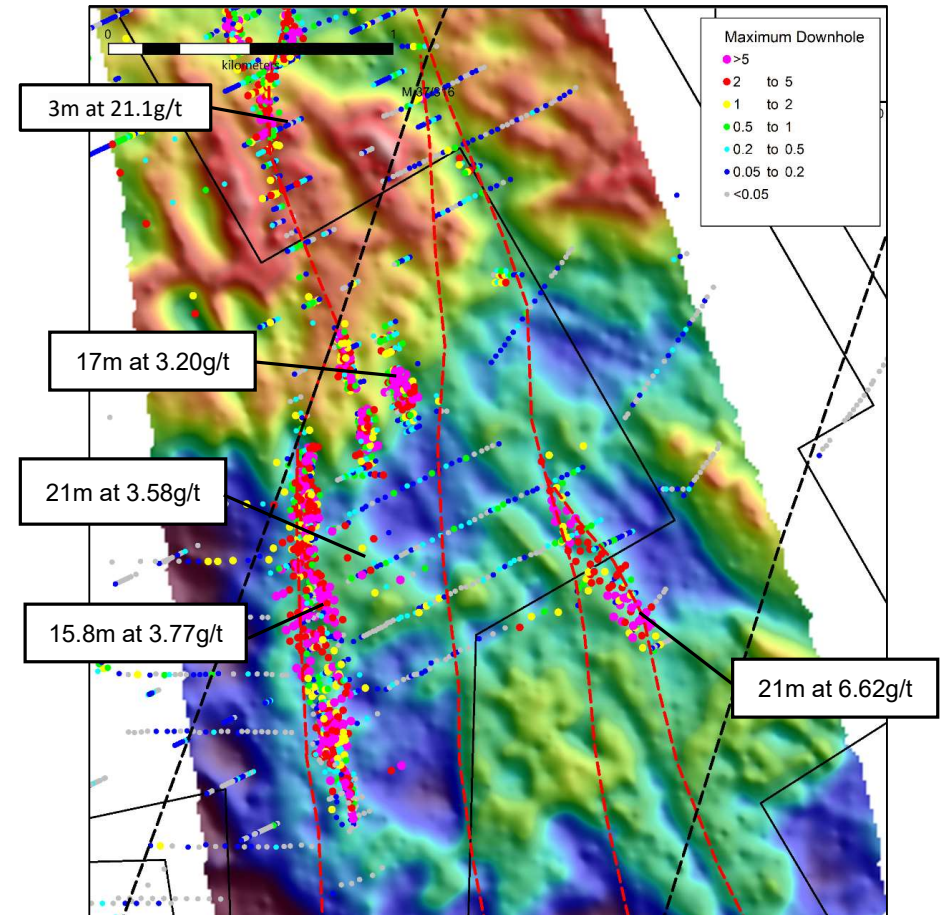
Cardinia is a large mineralised system with multiple deposits



EASTERN CORRIDOR | SIGNIFICANT RESULTS

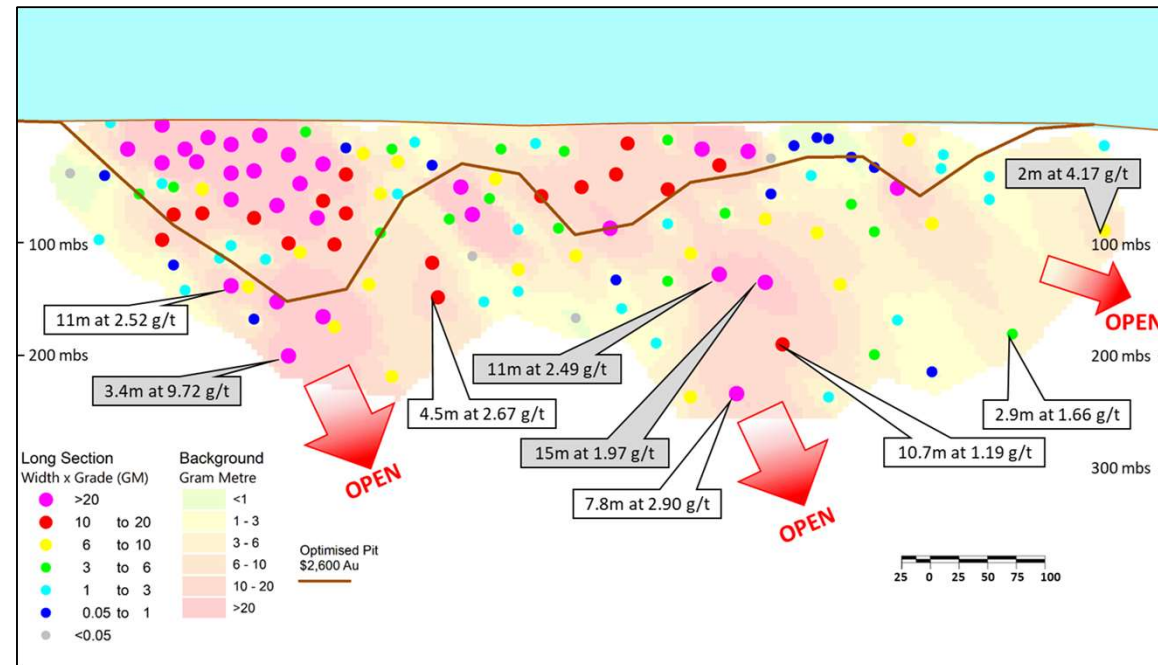


- Target area located adjacent to Cardinia Hill, Fiona and Helens deposits -194koz* MRE in four deposits
- Buried felsic intrusions with numerous felsic dykes cross-cut by a number of major N-trending faults. Mapped by detailed gravity survey
- Significant zones of shallow gold mineralisation within and around the intrusion/faults
- High-grade intersections from all locations:
 - **Helens – 8m at 8.60g/t Au from 88m, 15.8m at 3.77g/t Au from 266m**
 - **Cardinia Hill – 22m at 5.98g/t Au from 180m**
 - **Helens East – 21m at 3.58g/t Au from 45m**
 - **Fiona – 17m at 3.20g/t Au from 31m**
 - **Rangoon – 3m at 21.1g/t from 98m, 3m at 8.4g/t from 106m**
 - Numerous positions tested in strongly mineralised environment associated with the intrusion/faults
- RC drilling testing both near-surface and deeper targets



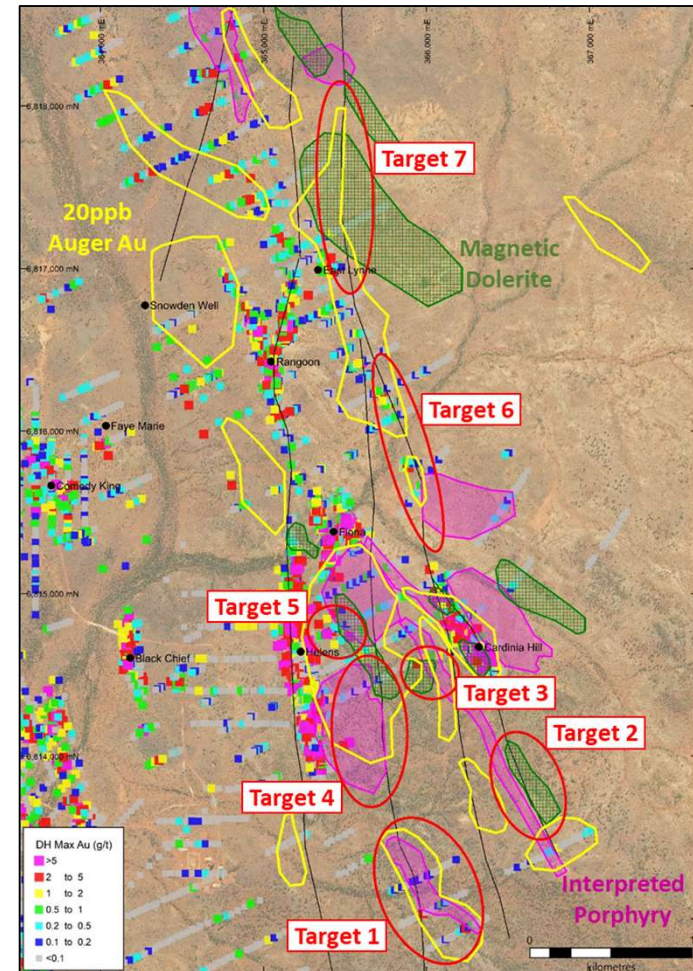
CARDINIA HILL | BROAD, SHALLOW INTERCEPTS

- Target area located 2.5km east of Cardinia
- **Discovery Hole CH19AC018 – 9m at 3.05g/t**
March 2020
- Consistent high-grade, near-surface gold mineralisation intersected in RC and diamond drilling to 200m depth
- 100 RC holes and 30 diamond holes drilled since Discovery hole produced:
 - **21m at 6.62g/t Au** from 53m (CH20RC087)
 - **17m at 3.29g/t Au** from 10m (CH20RC028)
 - **15m at 4.42g/t Au** from 34m (CH20RC030)
 - **8m at 14.9g/t Au** from 194m (CH21RC142)
- Mineralisation defined over 900m of strike, open to north and at depth
- Sits between Cardinia Hill and Cardinia East Faults adjacent to porphyry intrusions



EASTERN CORRIDOR | GEOPHYSICS AND DRILLING

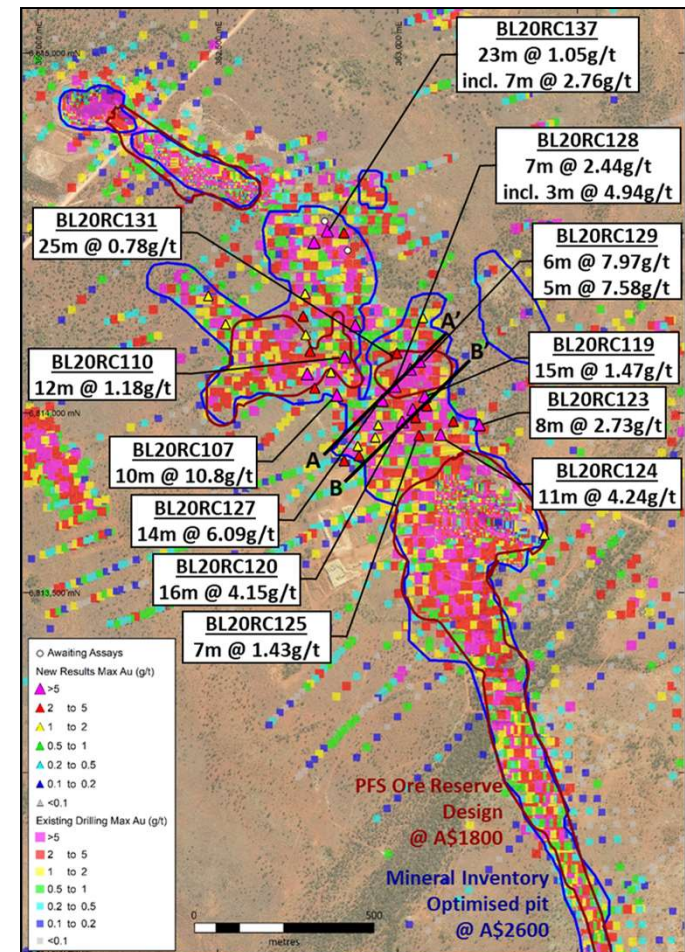
- Helens, Cardinia Hill, Rangoon to East Lynne is a major mineralised corridor containing N-S faults and porphyry intrusions
- 5.0km long by 1.5km wide with large areas of anomalous soils and numerous ore grade hits in broad spaced AC drilling and high-grade mineralisation at depth at Cardinia Hill and Helens
- Gravity survey identifies position of porphyry intrusions and faults that generate and focus the gold mineralisation.
- High-grade gold away from the known deposits:
 - **Rangoon – 3m at 21.1g/t from 98m, 3m at 8.40g/t from 106m. New zones of mineralisation at depth.**
 - **Target 1 – 2m at 5.96g/t from 35m, 2m at 3.89g/t from 81m**
 - **Target 2 – 14m at 1.41g/t from 6m**
 - **Target 6 – 2m at 4.17g/t from 103m**
- Work program
 - RC follow up of deeper high grade intersections into the near surface environment at Rangoon



BRUNO LEWIS | RC AND DIAMOND DRILLING

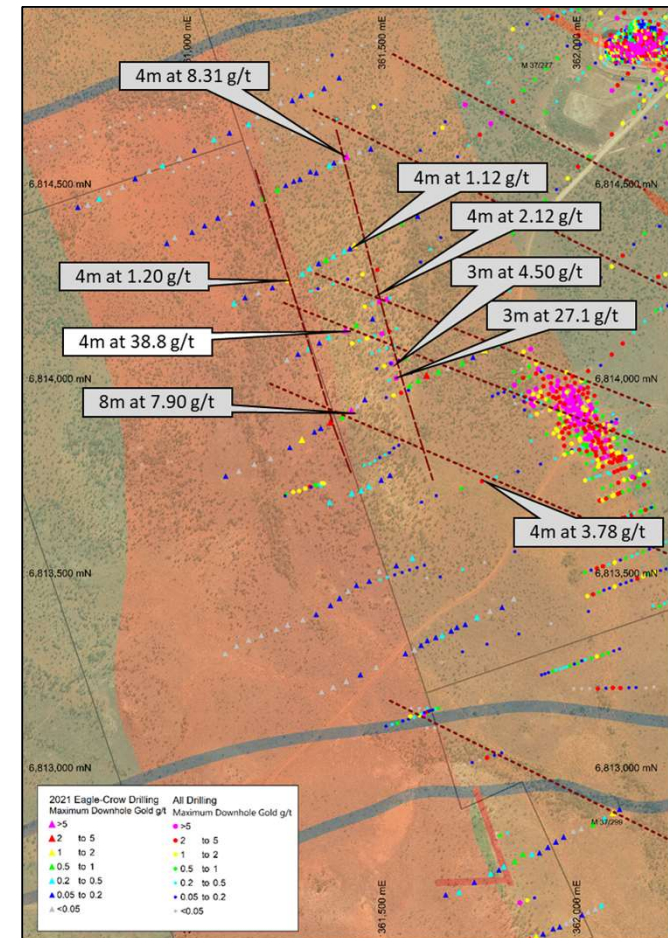
- Bruno Lewis – May 2021 MRE* of 11.5Mt at 1.01g/t Au for 374koz,
- Large surface footprint 5.0km by 1.0km of ore-grade intersections:
 - Hundreds of near-surface holes to 50m depth
 - Limited deeper drilling contains high-grade lodes
 - Supergene gold above W-dipping (Lewis) and NE-dipping (Bruno) lodes
 - Mafic and felsic host with porphyry intrusions
- Recent results:
 - **10m @ 10.8g/t Au** from 15m, **14m @ 6.09g/t Au** from 39m,
 - **16m @ 4.15g/t Au** from 40m and **11m @ 4.24g/t Au** from 74m
- Large gravity survey to map the buried porphyry
- Follow-up program to define the high-grade +4g/t depth extensions and convert 91koz Inferred Mineral Resource to Indicated

* Refer Appendix B for Mineral Resource Estimate details



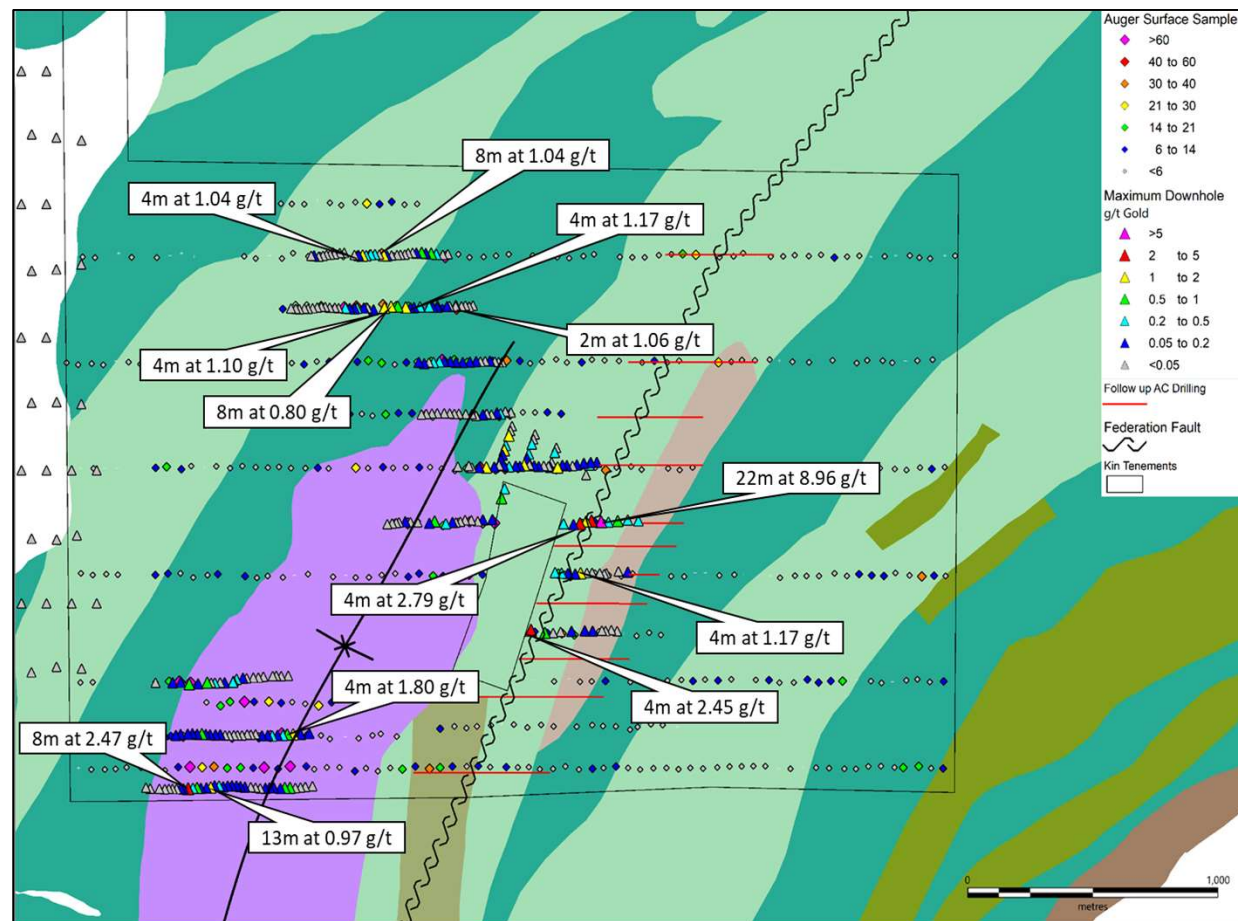
EAGLE-CROW | NEW MINERALISATION

- Eagle-Crow lies 2km west of Bruno Lewis, 1km from Kyte
- Strong multi-element soil anomaly with limited drilling:
 - 6km by 1km anomaly rich in Au-As-Sb with other spot highs in pathfinder elements
 - Limited historical drilling returned high-grade results:
 - **11m at 4.34g/t and 5m at 2.36g/t Au** in RC and AC
 - **3m at 27.1g/t and 3m at 4.5g/t Au** in RC and AC
 - Recent broad spaced AC drilling showed strong results
 - **8m at 7.9g/t and 4m at 38.8g/t**
 - **4m at 8.3g/t, 4m at 2.1g/t and 4m at 3.8g/t**
 - Recent broad spaced RC drilling completed
 - **3,000 assays pending**
- Work program:
 - Follow up high grade results from maiden RC program
 - Close-up RC and DD drill spacing



MT FLORA | SATELLITE DISCOVERY

- Mt Flora lies 20km east of Cardinia
- Strong multi-element soil anomaly with limited drilling:
 - Three mineralised zones rich in Au-Te-W pathfinder elements associated with Federation Fault splays
 - Maiden AC drilling returned high-grade results:
 - **22m at 8.96g/t and 8m at 2.79g/t Au**
 - **8m at 2.47g/t and 13m at 0.97g/t Au**
 - **8m at 1.04g/t and 4m at 1.17g/t Au**
- Work program:
 - 7,500m AC program to test strike extensions of western high-grade zone commenced 15 July
 - 2,000m RC program commencing mid August to test below stronger AC results
 - Updated geological mapping - complete



SUMMARY AND KEY TAKEAWAYS



Advanced 1.23Moz gold project in an attractive gold mining region with considerable untested exploration potential and significant growth profile



The first drilling of new target areas across the project in a decade has immediately yielded **a number of gold discoveries within short distance of the known deposits**



New targets have been generated from extensive multi-element soil geochemistry, new gravity survey, new geological interpretation and regional exploration programs



Moving to **Operational Readiness** at Cardinia for initial development projects



Focused on **making major discoveries** and unlocking the potential of a belt-scale resource base and exploration opportunity – with new **Major Shareholder supporting the strategy.**



THANK YOU | QUESTIONS

Kin Mining has repositioned from near-term developer to explorer focused on the most value-accretive phase of the mining cycle... exploration and discovery.



Kin Mining NL

Level 1, 342 Scarborough Beach Rd
Osborne Park WA 6017

T: 61 8 9242 2227

E: info@kinmining.com.au



www.kinmining.com.au ASX:KIN



KIN MINING NL | MINERAL RESOURCES



Cardinia Gold Project: Mineral Resources: May 2021

Project Area	Resource Gold Price (AUD)	Lower Cut off (g/t Au)	Measured Resources			Indicated Resources			Inferred Resources			Total Resources			Date Announced
			Tonnes (Mt)	Au (g/t Au)	Au (k Oz)	Tonnes (Mt)	Au (g/t Au)	Au (k Oz)	Tonnes (Mt)	Au (g/t Au)	Au (k Oz)	Tonnes (Mt)	Au (g/t Au)	Au (k Oz)	
Mertondale															
Mertons Reward	\$2,600	0.4				0.9	2.17	66	1.9	0.65	41	2.9	1.15	106	26-Nov-20
Mertondale 3-4	\$2,600	0.4				1.4	1.85	81	1.0	0.97	31	2.3	1.48	111	26-Nov-20
Tonto	\$2,600	0.4				1.8	1.14	67	1.1	1.24	43	2.9	1.18	111	26-Nov-20
Mertondale 5	\$2,600	0.4				0.5	1.67	26	0.8	1.24	32	1.3	1.40	59	26-Nov-20
Eclipse	\$2,600	0.4							0.6	1.01	19	0.6	1.01	19	26-Nov-20
Quicksilver	\$2,600	0.4							1.1	1.10	39	1.1	1.10	39	26-Nov-20
Subtotal Mertondale						4.6	1.61	240	6.5	0.98	205	11.1	1.24	445	
Cardinia															
Bruno*	\$2,600	0.4	0.3	1.26	10	2.8	1.13	102	1.1	1.05	36	4.1	1.12	148	10-May-21
Lewis*	\$2,600	0.4	0.6	1.24	20	4.7	1.00	151	2.1	0.80	55	7.4	0.95	226	10-May-21
Kyle	\$2,600	0.4				0.3	1.53	17	0.1	0.92	3	0.4	1.38	20	26-Nov-20
Helens	\$2,600	0.4				0.7	2.14	50	0.3	1.94	19	1.0	2.08	69	26-Nov-20
Fiona	\$2,600	0.4				0.6	1.35	25	0.2	1.21	8	0.8	1.32	32	26-Nov-20
Rangoon	\$2,600	0.4				0.5	1.24	21	0.3	1.07	12	0.9	1.17	32	26-Nov-20
Hobby*	\$2,600	0.4							0.5	1.31	22	0.5	1.31	22	10-May-21
Cardinia Hill*	\$2,600	0.4							1.2	1.66	61	1.2	1.66	61	18-Dec-20
Subtotal Cardinia			0.8	1.16	30	9.6	1.18	364	5.8	1.15	216	16.3	1.17	611	
Raeside															
Michaelangelo	\$2,600	0.4				1.1	2.00	73	0.4	2.19	25	1.5	2.04	98	26-Nov-20
Leonardo	\$2,600	0.4				0.4	2.39	30	0.2	2.20	14	0.6	2.32	44	26-Nov-20
Forgotten Four	\$2,600	0.4				0.1	2.09	7	0.1	1.96	6	0.2	2.03	14	26-Nov-20
Krang	\$2,600	0.4				0.3	1.74	17	0.0	2.59	2	0.3	1.80	19	26-Nov-20
Subtotal Raeside						2.0	2.04	128	0.7	2.17	47	2.6	2.07	175	
TOTAL			0.8	1.16	30	16.2	1.41	732	13.0	1.12	468	30.0	1.28	1231	

Notes

- See ASX Announcement 17 May 2021 "Cardinia Gold Project Mineral Resource Update"
- The Company confirms that all material assumptions and technical parameters underpinning the estimates continue to apply and have not materially changed at the time of publication
- Totals may not tally due to rounding of values
- Mineral Resources estimated by Jamie Logan of Kin Mining NL and Cube Consulting reported in accordance with JORC 2012 using a 0.4g/t Au cut-off within AUD2,600 optimisation shells