



Zinc of Ireland NL

ACN 124 140 889

and its controlled entities

**Annual report for the financial year ended
30 June 2021**

Corporate directory

Board of Directors

Mr Richard Monti	Non-Executive Chairman
Mr Adrian Goldstone	Non-Executive Director
Mr Thomas Corr	Non-Executive Director
Dr Julian Barnes	Non-Executive Director

Company Secretary

Mr Jerry Monzu

Registered Office and Principal Place of Business

Suite B9, 431 Roberts Road
Subiaco WA 6008
Tel: +61 8 9287 4600

Postal Address

Suite B9, 431 Roberts Road
Subiaco WA 6008

Auditors

Hall Chadwick WA Audit Pty Ltd
(Formerly Bentleys Audit and Corporate (WA) Pty Ltd)
283 Rokeby Road,
Subiaco
Perth WA 6008

Share Registry

Automic Registry Services
Level 2, 267 St Georges Terrace
Perth WA 6000

Stock Exchange

Australian Securities Exchange
Level 40, Central Park
152- 158 St Georges Terrace
Perth WA 6000

ASX Codes

ZMI, ZMIOC

Annual report for the financial year ended 30 June 2021

Contents

Directors' report.....	1
Operating and financial review.....	5
Remuneration report.....	17
Auditor's independence declaration.....	24
Independent auditor's report.....	25
Directors' declaration.....	30
Consolidated statement of profit or loss and other comprehensive income.....	31
Consolidated statement of financial position.....	32
Consolidated statement of changes in equity.....	33
Consolidated statement of cash flows.....	34
Notes to the consolidated financial statements.....	35
ASX Additional information.....	59
Schedule of tenements.....	62

Directors' report

The directors of Zinc of Ireland NL ("Zinc of Ireland" or the "Company") (ASX: ZMI) submit the financial report of Zinc of Ireland and its controlled entities ("the Group") for the financial year ended 30 June 2021. In order to comply with the provisions of the Corporations Act 2001, the directors report is presented as follows:

Information about the directors

The names and particulars of the directors of the Group during or since the end of the financial year are:

Name	Particulars
Mr Richard Monti <i>Bsc (Hons), Grad Dip AFAl, MAusIMM,</i>	Non-Executive Chairman, joined the Board on 16 May 2018. He is a geologist with a successful career of over thirty years in the international mineral resource industry resulting in broad industry knowledge and strong strategic planning capabilities. Richard has over forty-six director-years' experience on thirteen ASX and TSX listed mining and exploration companies from micro-caps through to mid-size miners and has built and managed teams up to seventy personnel. He was principal of corporate advisory firm, Ventnor Capital, from 2005 to 2010 and is currently principal of Terracognita which supplies advice to resource industry companies.
Mr Thomas Corr	Non-Executive Director, joined the Board on 7 October 2016. Thomas has over 10 years' experience in the finance and resources sector in both Australia and Europe. Thomas resides in Ireland and has significant experience with Irish projects and Australian and European capital markets.
Dr Julian Barnes <i>Bsc (Hons), PhD, FAusIMM, MAIG</i>	Non-Executive Director, joined the Board on 23 August 2018. Dr Barnes is a geologist with more than 35 years of experience in over 52 countries in a wide variety of commodities and has over 25 years' experience in undertaking bank due diligence studies for some of the major resource institutions. Dr Barnes co-founded Resource Service Group (Subsequently RSG Global) in 1986. In 2004, he joined Dundee Precious Metals Inc. and was responsible for their worldwide exploration activities, project acquisition and investment due diligence. Following this, Dr Barnes was responsible for all technical aspects including exploration, project management, development, and management of Preliminary Economic Assessment (PEA) studies and due diligence for various companies as a specialist consultant.
Mr Adrian Goldstone <i>Msc (Hons)</i>	Non-Executive Director, joined the Board on 25 January 2019. Adrian is a minerals industry executive with over 35 years' experience in project related technical and environmental disciplines in senior project and corporate management roles. Mr Goldstone was the executive responsible for Dundee Precious Metals major projects in Europe and Africa including oversight of large capital project management, sustainable business development, environment and CSR management, permitting and compliance, key relationship management at central and local governments, and operational health and safety.

The above named directors held office during the whole of the financial year and since the end of the financial year.

Directors' shareholdings

The following table sets out each director's relevant interest in shares, rights or options in shares of the Company or a related body corporate as at the date of this report:

Directors	Fully paid ordinary shares	Share options	Performance rights
	Number	Number	Number
Richard Monti	1,673,182	-	-
Thomas Corr	6,813,658	3,283,333	-
Julian Barnes	-	-	-
Adrian Goldstone	-	-	-

Directorships of other listed companies

Directorships of other listed companies held by directors in the 3 years immediately before the end of the financial year are as follows:

Name	Company	Period of directorship
Richard Monti	Boab Metals Limited	14 October 2009 – Current
Richard Monti	Black Dragon Gold Corporation	10 July 2017 – 11 August 2021
Richard Monti	Alto Metals Ltd	16 March 2020 – Current
Richard Monti	Caravel Minerals Ltd	18 August 2020 – Current
Julian Barnes	Thor Explorations Limited	12 January 2017 – Current
Julian Barnes	Adriatic Metals Limited	16 February 2018 – Current
Adrian Goldstone	Saturn Metals Limited	20 May 21 - Current
Adrian Goldstone	Big River Gold Ltd	26 May 21 - Current

Share options granted to directors and senior management

No share options were granted to the key management personnel during the year.

Company Secretary

Mr Jerry Monzu *FGIA, CPA, BBus* held the position of Company Secretary of Zinc of Ireland NL at the end of the financial year. Mr Monzu is a founding director of Capella Corporate Consulting, a company specialising in providing company secretarial, corporate governance and corporate advisory services. He has provided Company Secretarial, CFO and Directorial services to a number of listed and unlisted entities on the ASX, AIM and JSE stock markets.

Shares under option or issued on exercise of options

Details of unissued shares or interests under option as at the date of this report are:

Issuing entity	Number of shares under option	Class of shares	Exercise price of option	Expiry date
Zinc of Ireland NL	350,000	Ordinary	\$1.20	30 Sept 2021
Zinc of Ireland NL	250,000	Ordinary	\$0.20	2 Mar 2023
Zinc of Ireland NL	6 ¹	Performance	n/a	various

¹ Represents 6 Charlestown Performance Rights. Each right can convert into 250,000 Securities of varying classes upon the achievement of the relevant Performance Milestone. (refer to note 25.8 for further information).

The holders of these options/rights do not have the right, by virtue of the option/right, to participate in any share issue or interest issue of the Company or of any other body corporate or registered scheme.

There have been no options granted over unissued shares or interests or interest of any controlled entity within the Group during or since the end of the reporting period.

Shares issued on the exercise of options

No shares were issued during or since the end of the financial year as a result of exercise of options (2020: nil).

Dividends

No dividends have been paid or declared since the start of the financial year and the directors have not recommended the payment of a dividend in respect of the financial year.

Indemnification of officers and auditors

During the financial year, the Company paid a premium in respect of a contract insuring the directors of the Company (as named above), the Company Secretary, and all executive officers of the Company and of any related body corporate against a liability incurred as such a director, secretary or executive officer to the extent permitted by the Corporations Act 2001. The contract of insurance prohibits disclosure of the nature of the liability and the amount of the premium.

The Company has not otherwise, during or since the end of the financial year, except to the extent permitted by law, indemnified or agreed to indemnify an officer or auditor of the Company or of any related body corporate against a liability incurred as such an officer or auditor.

Directors' meetings

The following table sets out the number of directors' meetings (including meetings of committees of directors) held during the financial year and the number of meetings attended by each director (while they were a director or committee member). During the financial year, six board meetings were held.

Directors	Board of directors	
	Held	Attended
Richard Monti	6	6
Thomas Corr	6	6
Julian Barnes	6	6
Adrian Goldstone	6	6

The directors still maintained frequent communications and as such, other important issues and decisions were authorised and resolved via circular resolutions.

Proceedings on behalf of the Company

No person has applied for leave of Court to bring proceedings on behalf of the Company or intervene in any proceedings to which the Company is a party for the purpose of taking responsibility on behalf of the Company for all or any part of those proceedings.

Non-audit services

The auditors did not perform any non-audit services during the financial year.

Auditor's independence declaration

The auditor's independence declaration is included on page 24 of this annual report.

Operating and financial review

Principal activities

Zinc of Ireland NL is an Australian based mineral exploration and development company focused on its zinc/lead projects in the Republic of Ireland as well as at its recently acquired Earraheedy zinc/lead/silver project in Western Australia.

The Company's flagship project is the Kildare Zinc Project located approximately 40km southwest of Dublin. At present, the Kildare Zinc Project has a JORC Inferred Resource of 11Mt @ 9.0% Zn+Pb.

The Company's strategy is to create significant and sustainable value for our stakeholders by advancing the Kildare Zinc Project and to continue to consolidate the Company's exploration portfolio along the highly prospective Rathdowney Trend in the Republic of Ireland. In Australia, first pass reconnaissance sampling and mapping is scheduled to begin at Earraheedy in Q4 2021.

Review of operations

Technical

During the year, the Company focus on the exploration and development of its flagship Kildare Zinc Project (Figures 1 and 2) was severely curtailed by the effects of the COVID 19 pandemic. This prevented the Company from carrying out field activities. As it became partially possible to operate the Company chose to continue to adopt a wait and watch approach which remains in place. The Company expects to resume field operations as soon as it determines it is appropriate to do so safely and sustainably.

Highlights during the year and subsequent to year end:

- The Company acquired a highly strategic Zn-Pb asset in the Earraheedy Basin, Western Australia.
- Finalisation of a Placement to advance exploration activities in both Ireland and Western Australia is underway.
- In Ireland ongoing consolidation of the Rathdowney Mineralised Trend has been progressing while field activity was impeded by COVID 19.
 - ZMI has now secured and added further licences to 130km (approximately 2,500km²) of the mineralised Rathdowney Trend.
 - Rapla, Cashel and Derrykearn licence blocks were granted during the year.
 - Littleton and Freshford licence blocks along the Trend are under application while non-Trend licences were relinquished in counties Offaly and Meath.
 - The Rathdowney Trend hosts the previously mined Lisheen (22.8Mt at 14.1% Zn+Pb) and Galmoy (9.7Mt at 16.2% Zn+Pb) deposits as well as the Company's Kildare deposit (11.3Mt @ 9.0% Zn + Pb) and a number of other prospects.
 - The Company is now in control of what is arguably one of the most prospective exploration land packages for high grade, large tonnage, Zn/Pb deposits in the world.

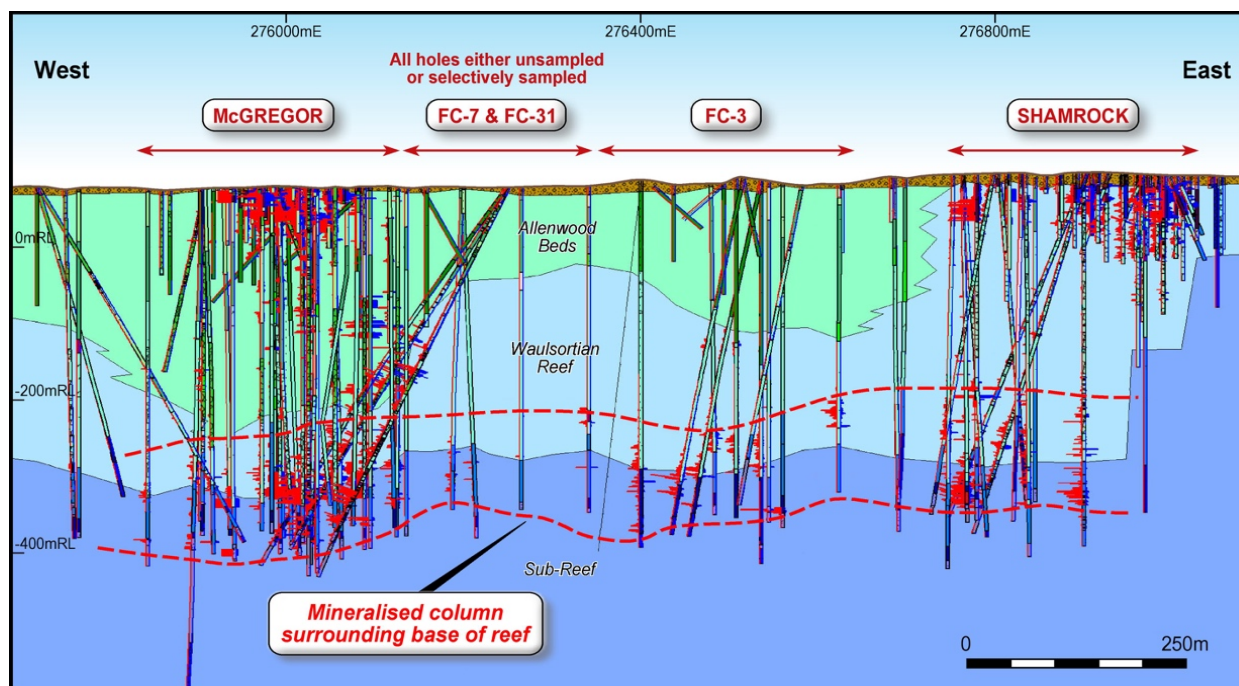


Figure 1: East-West Long Section looking north through the Kildare Zinc Lead Project on the Rathdowney Trend Ireland

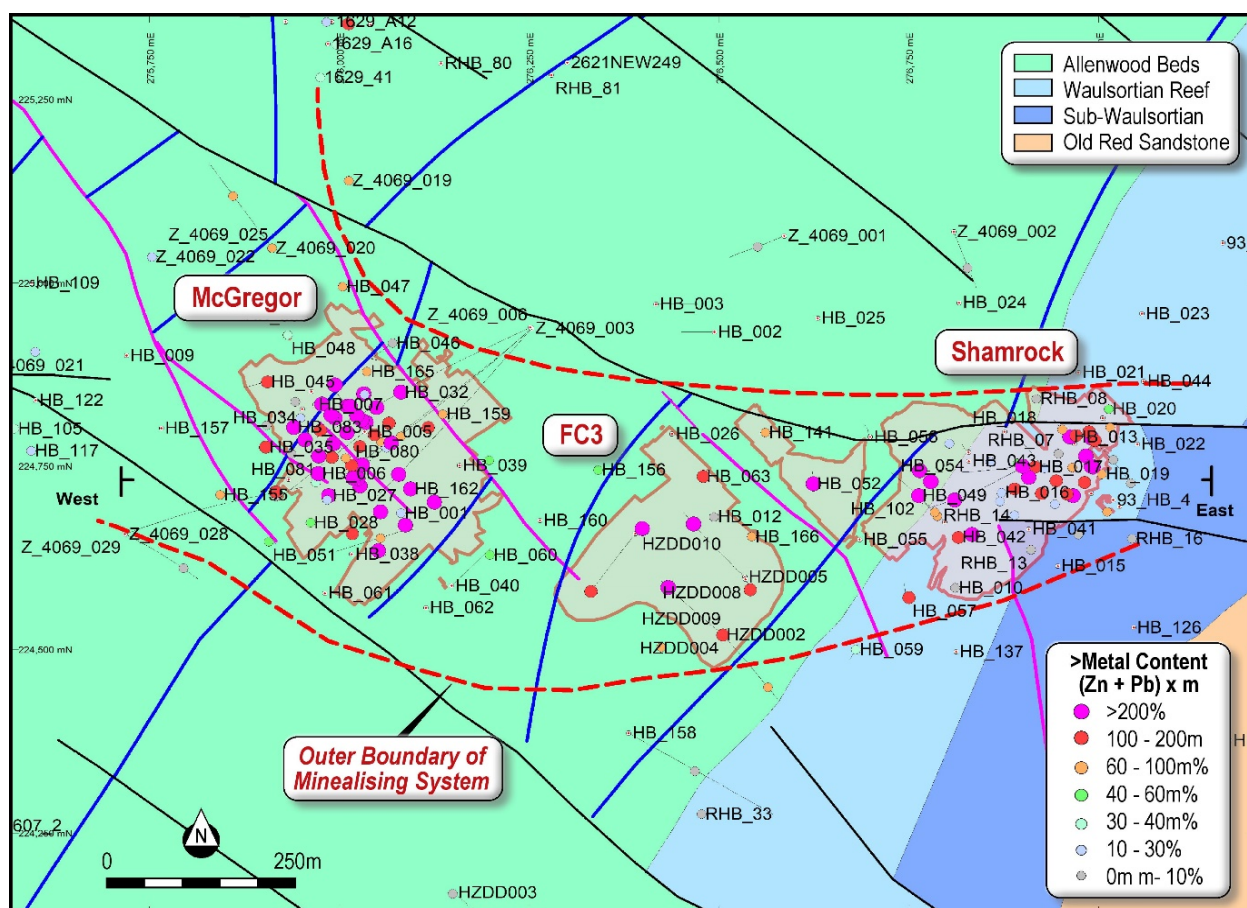


Figure 2. Drill hole and deposit locations at the Kildare Zn Pb project.

Earaheedy Project – Western Australia- acquisition of Highly Prospective Zinc Lead Project in the Earaheedy Basin, Western Australia (as announced to the ASX on 30 June 2021).

- The Company to acquire 100% of ELA 38/3624 (acquisition in progress), located in the Earaheedy Basin along strike from Rumble Resource's (ASX: RTR) recent announcement of a major zinc lead discovery (ASX: RTR: 19 April 2021) with mineralisation hosted by an unconformity between the Frere Iron Formation and the underlying Yelma Formation.
- ELA 38/3624 (~200km²) contains approximately 23km of the prospective unconformity located approximately 200km along strike to the south east from RTR's project. ELA 38/3624 hosts similar geology to ASX: RTR's Chinook project.
- The unconformity has been described by RTR as 'a likely regional scale conduit for metal bearing fluids'.
- The acquired licence hosts historic and anomalous zinc in soil results up to 181ppm with no previous drilling on or near the prospective contact.
- Favourable regional structures evident in magnetics.
- Radiometrics, geological mapping and other opensource data appear to trace out the unconformity contact providing a simple vector for exploration.
- Ground exploration is expected to consist of low cost geochemistry and detailed geological mapping programmes with drilling to follow.
- The Company has completed the first tranche of approximately \$1.3mIn of a placement of \$1.8mIn to fund the Acquisition and the exploration of ELA 38/3624 and future exploration activities in both Ireland and Western Australia. Highly respected Dundee Goodman Merchant Partners Ltd (Canada) and Delphi AG (Germany) are both participating in the Placement. The second tranche of the Placement was subject to shareholder approval which was granted at a General Meeting held on 3 September 2021.

Earaheedy Tenement EL 38/3624

The Earaheedy Licence is located approximately 200km southeast of the RTR Chinook and Magazine Pb-Zn discoveries having been pegged by Unconformity Zinc Pty Ltd (UZ) prior to RTR taking a position in the basin (Figure 3).

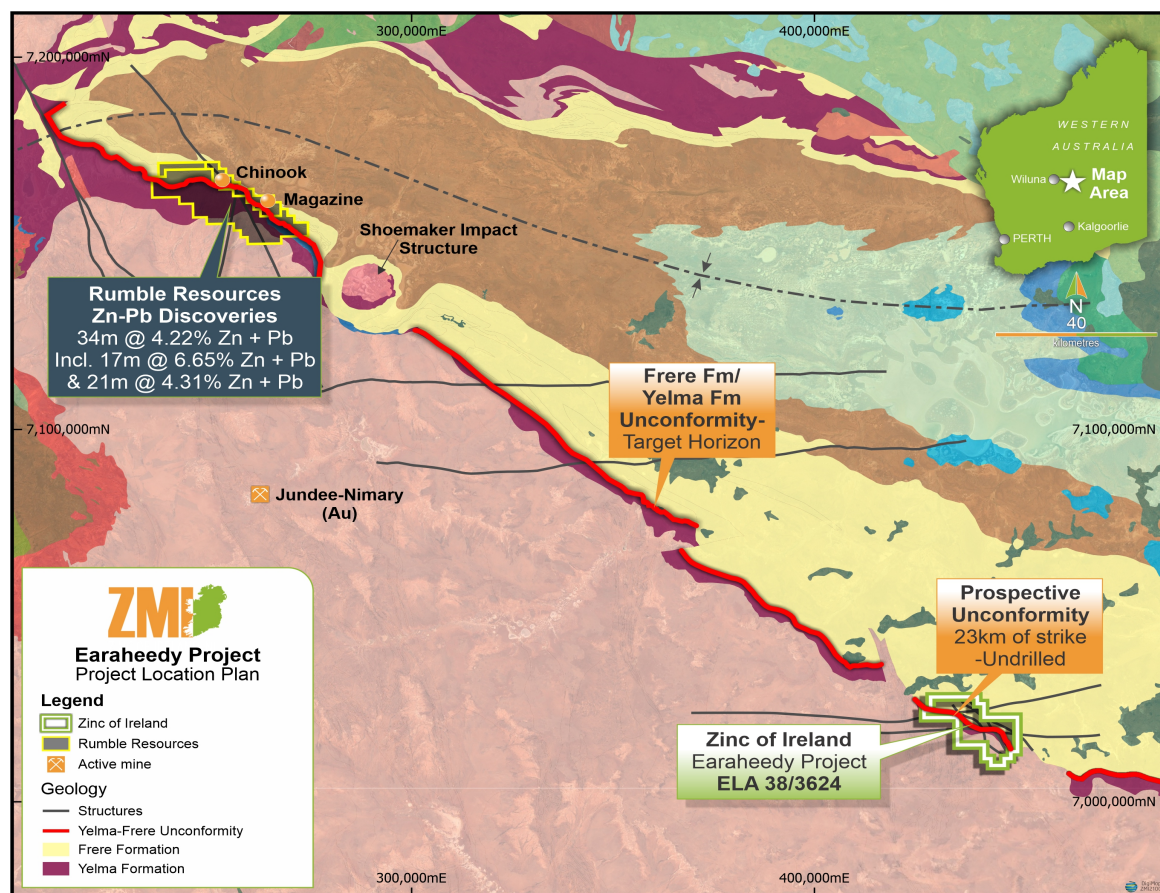


Figure 3. Zinc of Ireland acquisition with respect to unconformity contact and RTR discovery.

The Company's tenement is largely unexplored with previous operators having focused on gold within Archean greenstones adjacent to the tenement and under Proterozoic cover, especially to the west of the Licence area. A wide-spaced State geochemistry programme has returned a 181ppm Zn result (WACHEM dataset Sample ID 166818_C1M3SD3) coincident with the Frere/Yelma unconformity (refer Figure 4).

The licence contains approximately 23km of strike of the target unconformity between the Frere and Yelma formations. The Paleoproterozoic Frere Formation is comprised of granular iron-formation, granular siliceous iron-formation, peloidal chert, siltstone and sandstone and unconformably overlies sandstones, siltstones, shales, minor conglomerates and dolomite of the older Yelma Formation.

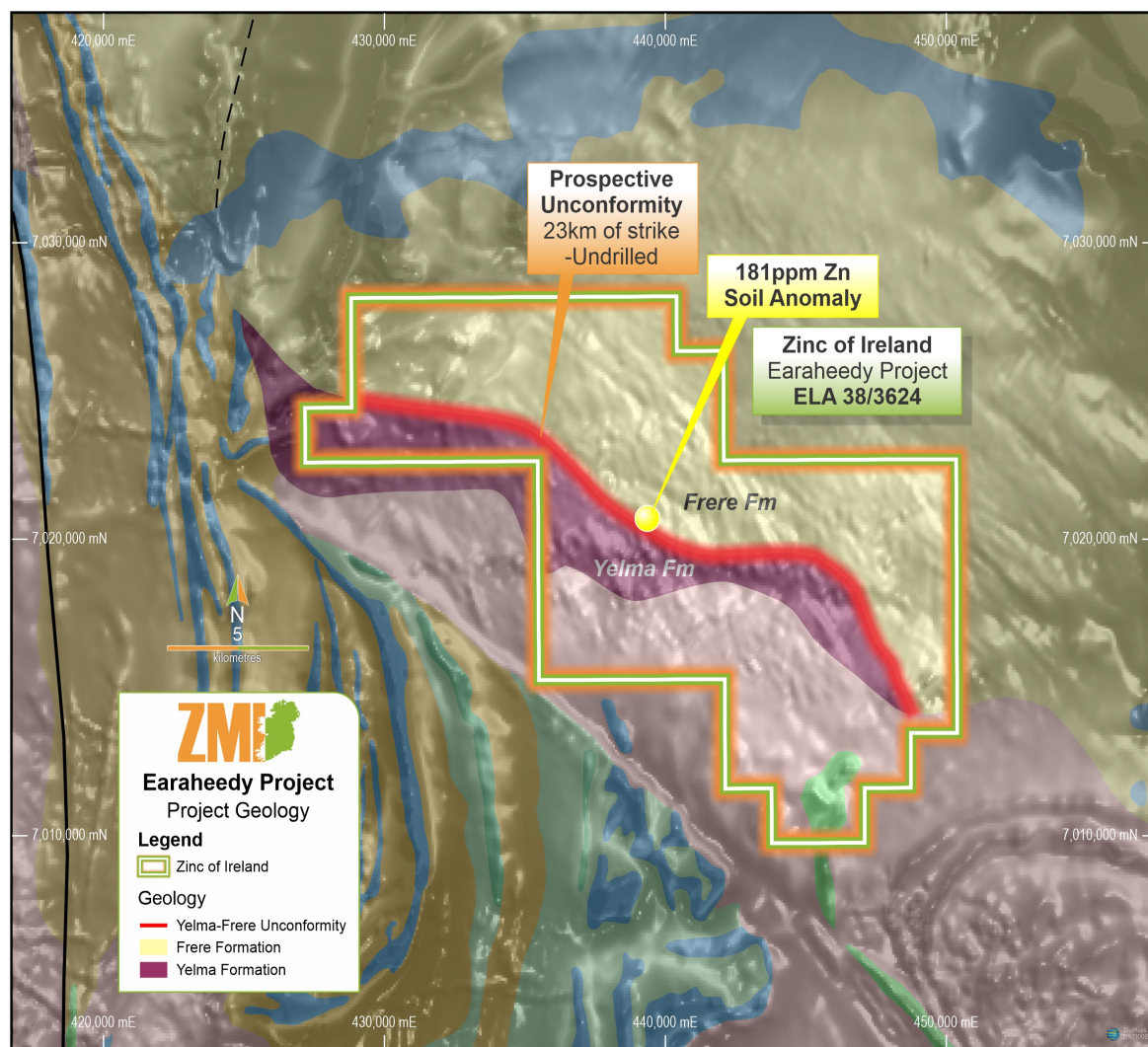


Figure 4. Tenement location containing 23km of prospective unconformity striking northwest with anomalous soil sample at the contact. (WACHEM dataset, 181ppm Zn Sample ID 166818_C1M3SD3)

Zinc of Ireland considers the Exploration License to be prospective for sedimentary exhalative (SEDEX) zinc lead mineralization and amenable to low-cost geochemical exploration techniques along the unconformable contact.

The Zn-Pb mineralization identified at Chinook and Magazine is reported to occur as sphalerite galena and pyrite hosted within sandstone subbasins overlying the Frere/Yelma unconformity (refer BPM Minerals (ASX: BPM) announcement dated 19 May 2021).

Previous ground based exploration on the tenement appears to be negligible based on a search of open source data. Airborne magnetic and radiometric data was collected by North Ltd in 1996 (WAMEX openfile Ref: A52845) providing coverage of approximately two thirds of the tenement including all of the unconformable contact target area.

North Ltd have interpreted several structural sets within the magnetic data. These include:

- D₀ NNW-SSE features representing extension
- D₁ NNW-SSE features representing shortening
- D₂ ENE-WSW major throughgoing structures which dominate regional strike
- D₄ N-S features representing dextral strike slip

The Company will look to attain the original North Ltd raw geophysical data and assess its utility in the planning of initial geochemical programme design and the interpretation of subsequent Zn-Pb results and ranking of drill targets.

The structural regime proposed by North Ltd is also apparent in the government aeromagnetic dataset (Figure 5) and also has obvious similarities to that depicted on the RTR tenements where the NNW-SSE and ENE-WSW structures are readily apparent, the former appearing to bisect the tenement.

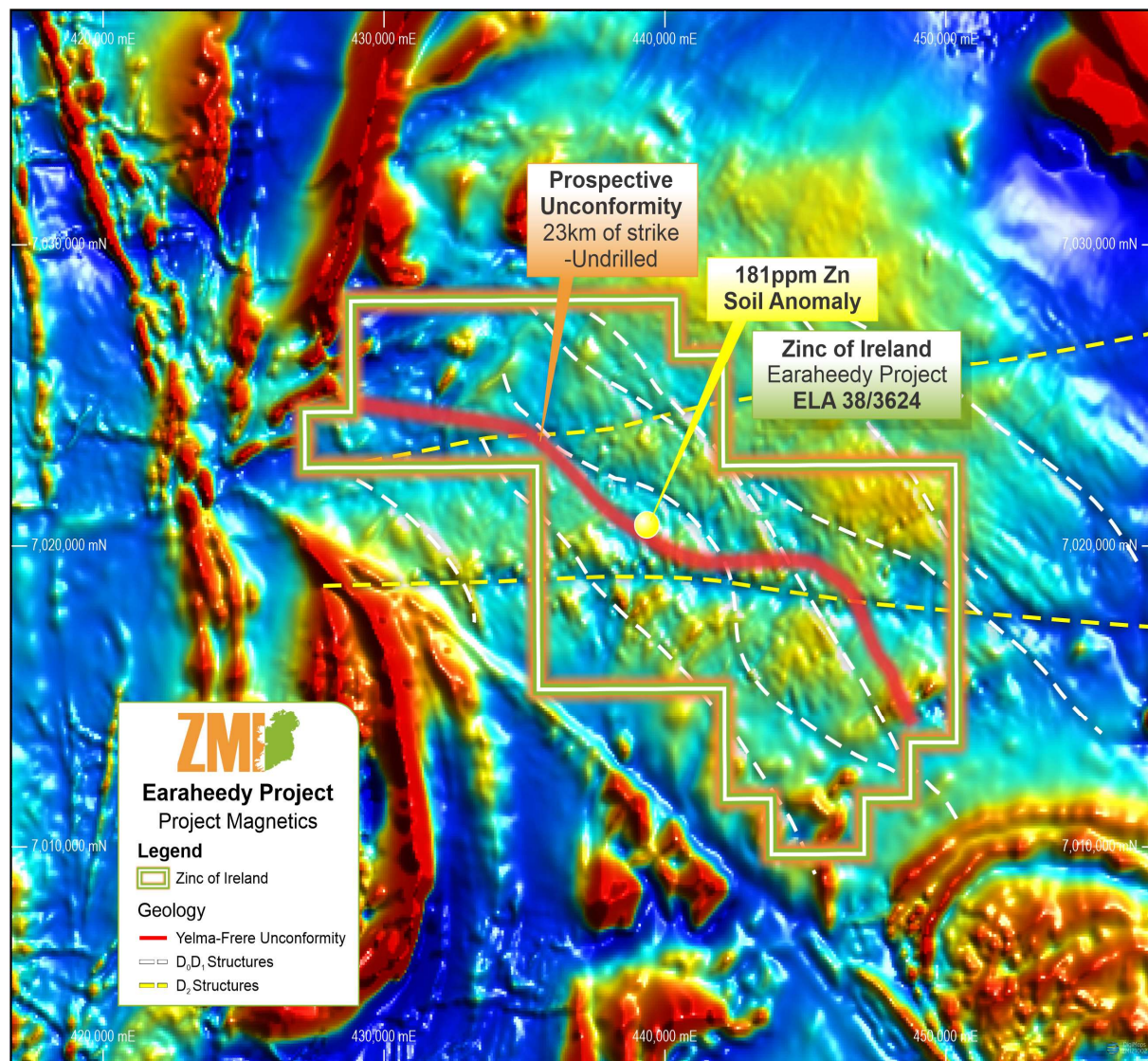


Figure 5. Wamex Open Source Aeromagnetic data (TMI) with strongly developed structural sets.

Sedex Style Mineralisation

Recent exploration results and associated interpretations reported by RTR (see announcement dated 3 June 2021, www.rumblersources.com.au) suggest that the Yelma-Frere unconformity has the potential for mixed clastic/carbonate hosted Zn-Pb mineralisation. RTR describe the potential for large scale Zn Pb (Ag) SEDEX style deposits as 'high'. RTR have also identified the potential for multiple inferred feeder faults to host higher grade mineralisation.

Zinc of Ireland's ELA 38/3624 hosts some 23km of the same Frere-Yelma unconformity which is dissected by similar fault architecture (Figure 5). On that basis the Company intends to primarily target SEDEX style mineralisation (Figure 6) in its initial exploration programmes.

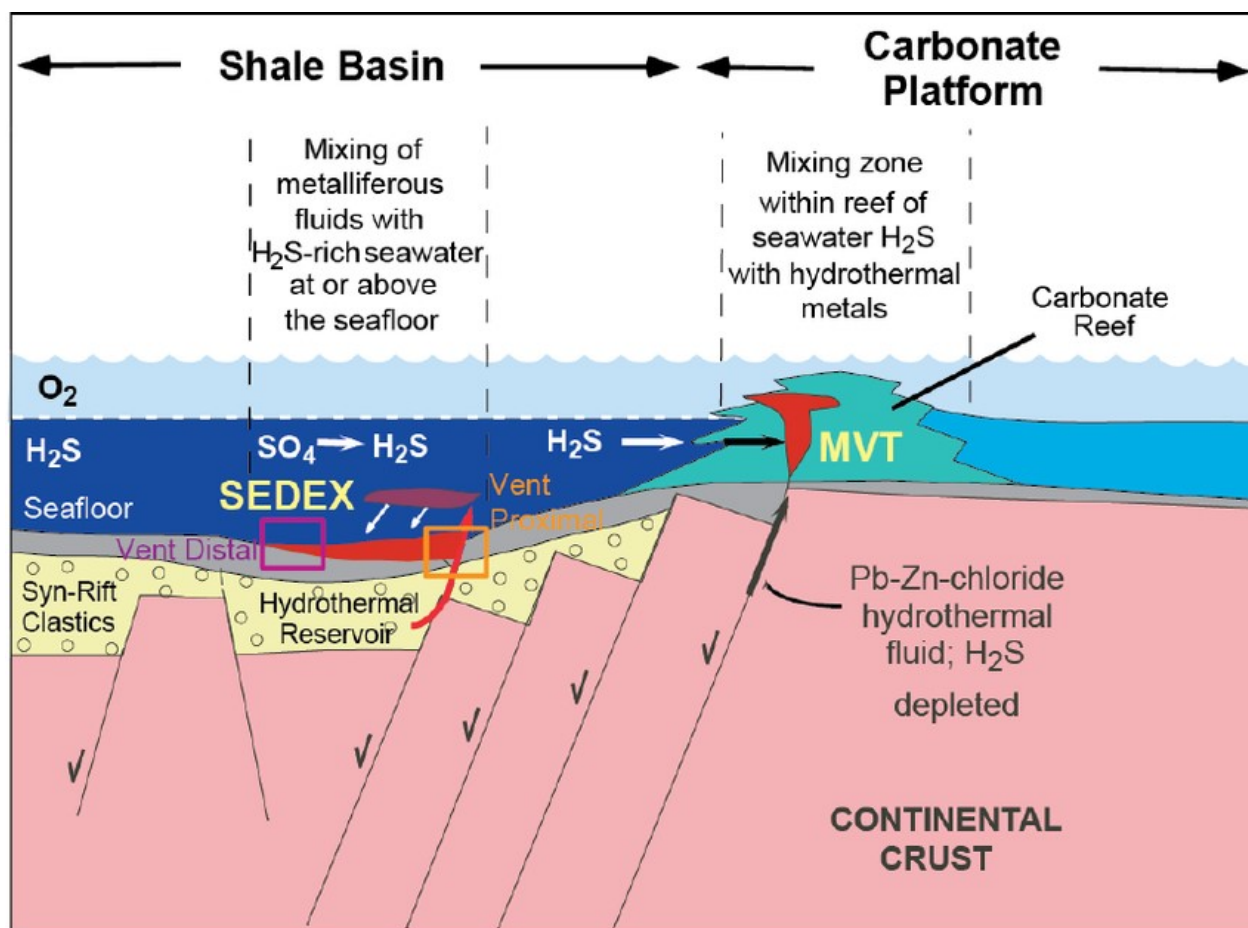


Figure 6. Genetic model for the formation of sediment hosted Zn-Pb mineralisation (SEDEX) from Peter, Jan & Layton-Matthews, Daniel & Gadd, Michael & Gill, Shannon & Baker, S & Plett, S & Paradis, Suzanne. (2015). Application of Visible-Near Infrared and Short Wave Infrared Spectroscopy to Sediment-hosted Zn-Pb Deposit Exploration in the Selwyn Basin, Yukon www.researchgate.net.

Proposed Work Programme

The proposed work programme will be comprised of:

- A review of existing open source geological mapping and geophysical surveys to assess surficial cover and the amenability of surface geochemistry along the unconformity.
- Reprocessing any available aeromagnetics to better delineate the iron rich Frere Formation's unconformable contact with the underlying Yelma Formation.
- An initial field visit and ground orientation study to understand the project regolith and types of cover and the most appropriate geochemical sampling technique.
- Visiting the site of the anomalous surface sample recorded in WA GeoView database (181ppm Zn).
- Trial portable XRF (pXRF) lines across unconformity looking for base metals (Zn in particular).
- Upon granting of the Exploration License it is envisaged that the 23km long unconformity corridor will be subjected to systematic pXRF sampling and mapping.
- Anomalous areas will be targeted with conventional soil geochemistry and/or power auger sampling as appropriate.
- Ground geophysical surveys may be carried out to follow up on or supplement areas identified by first pass mapping and sampling.
- Drill planning and permitting.

The absence of previous exploration data (with the exception of sparse broadly spaced, circa 2km by 2km, soil geochemistry) in combination with readily available open source data and the success of RTR along strike has leant itself towards, the proposed implementation of simple, cost effective exploration strategies at Zinc of Ireland's Earraheedy licence.

Rathdowney Trend – Ireland

During the 2020/2021 year the Company continued to consolidate its position on the Rathdowney Trend. The Company now controls 130km of the Rathdowney Trend covering 2,493km² as shown on the attached Figure 7. Zinc of Ireland are now in control of what is arguably one of the most prospective belts of ground for high grade, large tonnage, "Irish Type" Zn / Pb deposits in the world. The acquisition of this tenement portfolio along with the wealth of freely available historic data will allow the Company to utilise the latest geological and deposit modelling techniques by applying a belt scale approach to exploration that has not been possible previously.

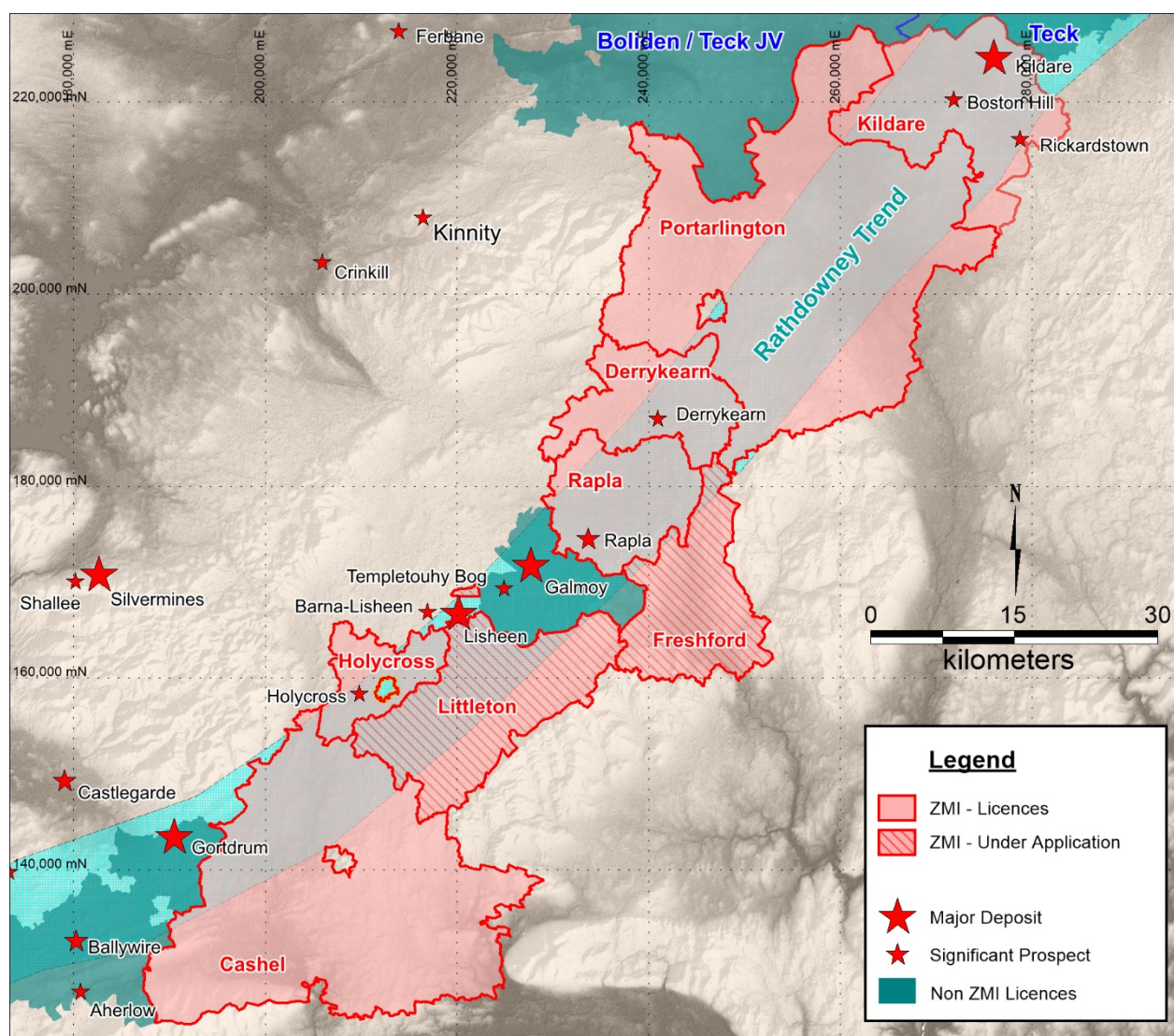


Figure 7. ZMI Licence position on the Rathdowney Trend

The Rathdowney Trend contains the Lisheen and Galmoy Deposits (not controlled by the Company). The Lisheen Mine operated between 1999 and 2015 and produced 22.3Mt at 11.7% Zn and 2.0% Pb. Galmoy operated between 1997 and 2012 and produced 8Mt at 12%Zn and 2% Pb. These deposits are located about 80km to the SW of the Company's Kildare deposit.

There are also a number of historic prospects located within the ground controlled by the Company. These include Allenwood, Celtic Tiger, Boston Hill, Rickardstown, Derrykearn, Rapla, Barna Lisheen and Holycross (refer Figure 8).

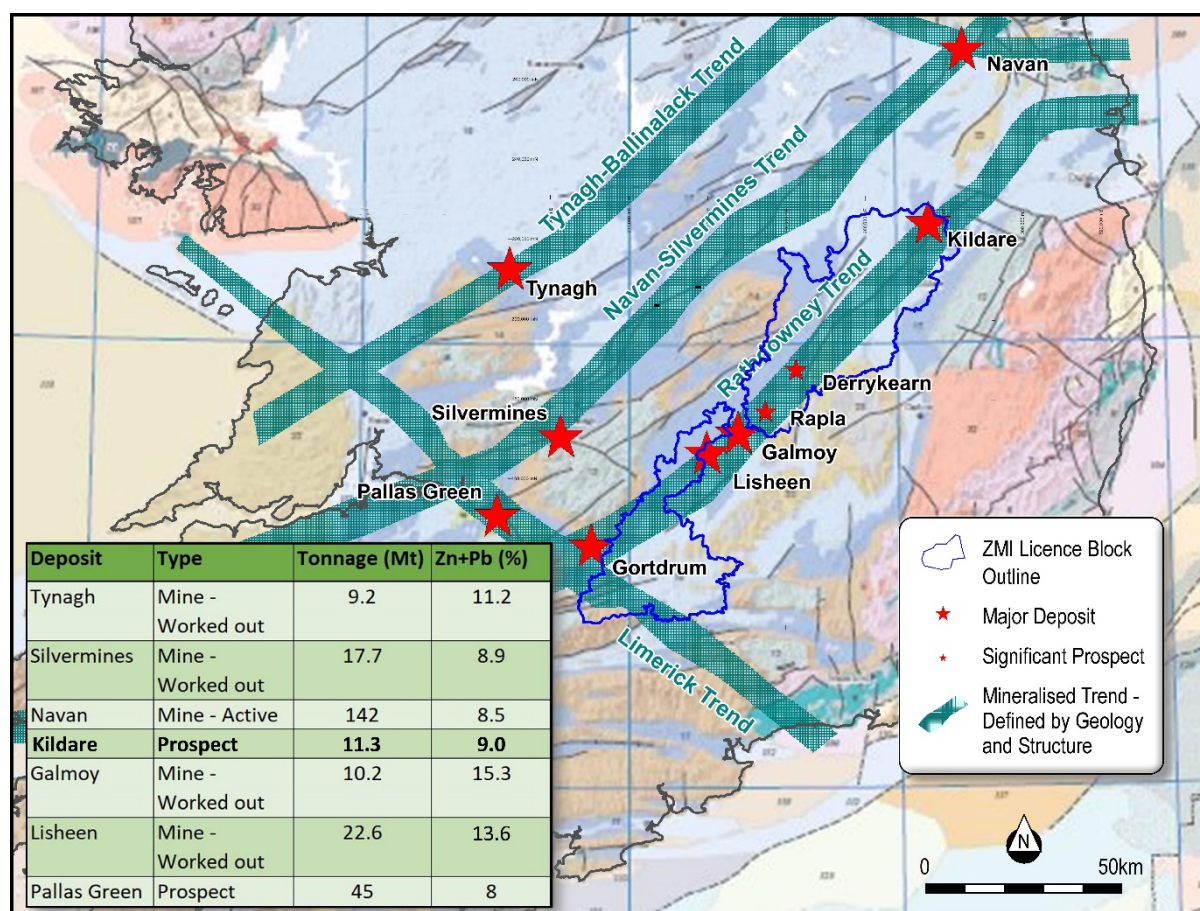


Figure 8. Major Zn Pb deposits and prospects on the Rathdowney Trend

The presence of multiple deposits and prospects throughout the Rathdowney Trend indicate that it is highly prospective along a significant portion of its length which augurs well for further discoveries.

While a variety of companies have, over multiple decades, conducted exploration programmes at various locations along the Rathdowney Trend this work was often restricted to relatively small areas. As a result of this, a wealth of exploration data, including soil and deep overburden geochemical surveys, geophysics (magnetic, IP, EM and gravity surveys) and drilling data is readily available to ZMI via the Department of Environment, Climate and Communications (DECC) website. This allows ZMI the opportunity to compile, consolidate and analyse all the historic data to identify priority target areas for further exploration.

Due to the size of the Rathdowney Trend, the addition of PL blocks during the year and the amount of data available, the integration of all previous exploration data remains ongoing. The Company has however, already completed first pass target generation for the entire Trend. This has resulted in the identification of several high order, drill ready, exploration targets.

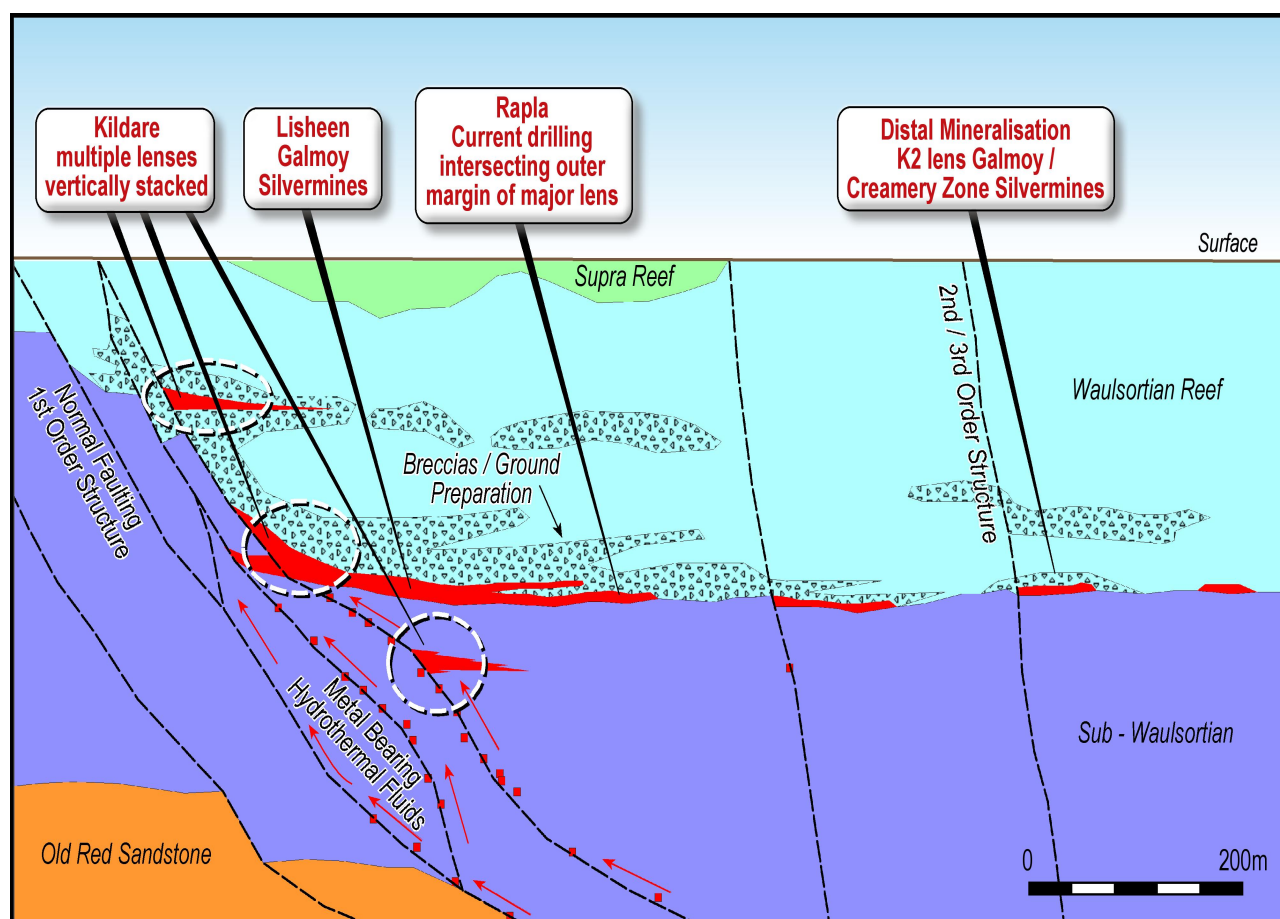


Figure 9 – Typical deposit setting; Rathdowney Trend

Other matters

During the year, the Company continued to rationalise its project pipeline with a focus on building a pipeline of Irish-Type zinc projects, particularly within the Rathdowney Trend.

A number of non-core prospecting licences were surrendered (being those located in Counties Meath and Offaly). The Rapla, Derrykearn and Cashel Production Licenses were granted adding 34 PLs to the Company's portfolio. Further applications have been made within the Rathdowney Trend and are pending.

Competent Person Statement

The information in this Annual Report that relates to exploration results is based on information compiled by Mr. Greg Hope, a Competent Person who is a Member of the Australian Institute of Geoscientists. Mr. Hope is Zinc of Ireland NL's Exploration Manager. Mr. Hope has sufficient experience, which is relevant to the style of mineralisation and types of deposits under consideration and to the activity which has been undertaken to qualify as a Competent Person as defined in the 2012 edition of the Australasian Code for Reporting of Exploration Results, Mineral Resources and Ore Reserves (JORC Code). Mr. Hope consents to the inclusion in this Annual Report of the matters based on his information in the form and context in which it appears.

The information in this document that relates to mineral resource estimates is extracted from the ASX announcement entitled "Mineral Resource Estimate Update" dated 8 September 2020 and is available to view on www.zincofireland.com. The Company confirms that it is not aware of any new information or data that materially affects the information included in the original market announcement and, in the case estimates of Mineral Resources, that all material assumptions and technical parameters underpinning the estimates in the relevant market announcement continue to apply and have not materially changed. The Company confirms that the form and context in which Competent Person's findings are presented here have not been materially modified from the original market announcement.

Corporate

The Company had cash on hand as at 30 June 2021 of approx. \$467,266. During the year the Company made an operating loss after tax of (\$644,053), (2020 \$832,500).

During the year 1,407,563 Fully Paid Ordinary Shares were issued to directors in lieu of cash for director fees approved at a General Meeting of shareholders of the Company held on 27 November 2020 (2020: Nil). 4,000,000 unlisted options and 95,000 performance rights lapsed unexercised. Apart from what has been reported in the subsequent events note below the Company did not conduct any capital raisings during 2021 (2020 \$Nil).

As advised on 30 June 2021 the Company entered into a binding agreement with the shareholders of Unconformity Zinc Pty Ltd (ACN 649 568 249) to acquire 100% of the issued share capital in Unconformity Zinc. Unconformity Zinc is the owner of exploration licence application 38/3624, which will be owned by ZMI once the Acquisition completes, for further information refer to the subsequent events note contained below.

As with many other companies Zinc of Ireland NL has had to adjust its work methods in line with good social distancing measures due to the Covid-19 pandemic. As previously communicated, given the impacts of COVID-19 in Europe, the Company continues to take a watch and wait position with respect to ongoing Government public health measures, as Ireland continues to review and update its COVID-19 response. Zinc of Ireland considers that this remains the correct approach and is in the interests of both the Company (and contractor) personnel and public safety and will allow field work programmes to be implemented efficiently and to completion as soon as suitable conditions allow. The Company will continue to monitor the situation in Ireland carefully and will re-commence fieldwork as soon as it is safe to do so. The Board is continuing to evaluate ways to conserve cash and better position the Company for a positive restart when conditions allow. Staff and contractors have been working remotely and there has been no significant disruption to normal operations. The Board acknowledges that this is a very fluid situation and will continue to monitor the effects that the pandemic may have on the Company and will keep shareholders informed.

Subsequent events

On 30 June 2021 ZMI announced that it had entered into a Binding Term Sheet to acquire 100% of ELA 38/3624 through the acquisition of Unconformity Zinc Pty Ltd. ELA38/3624 is located in the Earraheedy Basin and contains approximately 23km of the prospective unconformity.

The Company will fund the acquisition of Unconformity Zinc Pty Ltd through the issue of consideration Shares, Options and Performance Rights (see full announcement on the acquisition on 30 June 2021). On the 1 July 2021 the Company issued 5,000,000 consideration shares to the vendors of Unconformity Zinc Pty Ltd as part consideration for the purchase of Unconformity Zinc Pty Ltd, the balance of the consideration comprising Options and Performance Rights will be made subject to Shareholder approval which has been obtained at a General Meeting of the Company on the 3rd September 2021.

On 30 June 2021 the Company also advised of a concurrent capital raising and has finalised firm commitments for a placement of \$1.8m (before costs) to fund the acquisition, the exploration of ELA 38/3624 and future exploration in Ireland and Australia. The capital raising will occur in two tranches, Tranche 1 was finalised on 12 July 2021 being offered to sophisticated and professional investors and raising \$1,283,000 before costs. The issue of securities under Tranche 2 of the placement will be subject to Shareholder approval at a General Meeting of the Company scheduled for 3 September 2021. It is anticipated that Tranche 2 of the placement will raise a further \$517,000 before costs.

Subsequent to year end 52,877,901 listed options and 18,816,682 unlisted options lapsed unexercised.

Other than the above, there has not been any matter or circumstance occurring subsequent to the end of the financial year that has significantly affected, or may significantly affect, the operations of the Group, the results of those operations, or the state of affairs of the Group in future financial years.

Environmental regulations

The Group's operations are not subject to significant environmental regulation under the Australian Commonwealth or State law.

Corporate governance

The directors support and adhere to the principles of corporate governance, recognising the need for the highest standard of corporate behaviour and accountability. The Company's Corporate Governance Statement and its compliance with ASX guidelines can be found on the Company's website at www.zincofireland.com. The policies and compliance as stated were in place for the whole year and are current as at the date of this report.

Remuneration report (audited)

This remuneration report, which forms part of the directors' report, sets out information about the remuneration of Zinc of Ireland NL's key management personnel for the financial year ended 30 June 2021. The term 'key management personnel' refers to those persons having authority and responsibility for planning, directing and controlling the activities of the Group, directly or indirectly, including any director (whether executive or otherwise) of the Group. The comparative information is of the legal parent company and not the accounting acquirer, as such, comparatives will not correspond to the financial report. The prescribed details for each person covered by this report are detailed below under the following headings:

- key management personnel
- remuneration policy
- relationship between the remuneration policy and Group performance
- remuneration of key management personnel
- key terms of employment contracts.

Key management personnel

The directors and other key management personnel of the Group during or since the end of the financial year were:

<i>Non-executive directors</i>	<i>Position</i>
<i>Mr Richard Monti</i>	<i>Non-Executive Chairman</i>
<i>Mr Thomas Corr</i>	<i>Non-Executive Director</i>
<i>Dr Julian Barnes</i>	<i>Non-Executive Director</i>
<i>Mr Adrian Goldstone</i>	<i>Non-Executive Director</i>

Except as noted, the named persons held their current position for the whole of the financial year and since the end of the financial year.

Remuneration policy

Zinc of Ireland's remuneration policy, which is set out below, is designed to promote superior performance and long-term commitment to the Group.

As at the date of this report, the Group has four (4) non-executive directors, As set out below, total remuneration costs for the 2021 financial year were \$184,004 (2020: \$347,345).

Non-executive director remuneration

Non-executive directors are remunerated by way of fees, in the form of cash (some directors have opted to take all or a portion of their fees in shares and where this is requested, shareholder approval is sought before any share issues are made), non-cash benefits, and do not normally participate in schemes designed for the remuneration of executives.

Shareholder approval must be obtained in relation to the overall limit set for the non-executive directors' fees. The maximum aggregate remuneration approved by shareholders for non-executive directors is \$300,000 per annum. The directors set the individual non-executive director fees within the limit approved by shareholders.

Executive director remuneration

Executive directors receive a base remuneration which is market related, and may be entitled to performance based remuneration, which is determined on an annual basis.

Overall remuneration policies are subject to the discretion of the board and can be changed to reflect competitive and business conditions where it is in the interests of the Group and shareholders to do so. Executive remuneration and other terms of employment are reviewed annually by the board having regard to the performance, relevant comparative information and expert advice.

The board's remuneration policy reflects its obligation to align executive remuneration with shareholder interests and to retain appropriately qualified executive talent for the benefit of the Group.

The main principles are:

- (a) remuneration reflects the competitive market in which the Group operates;
- (b) individual remuneration should be linked to performance criteria if appropriate; and
- (c) executives should be rewarded for both financial and non-financial performance.

The total remuneration of executives consists of the following:

- (a) salary – executives receive a fixed sum payable monthly in cash;
- (b) cash at risk component – executives may participate in share and option schemes generally made in accordance with thresholds set in plans approved by shareholders if deemed appropriate. However, the board considers it appropriate to issue shares and options to executives outside of approved schemes in exceptional circumstances; and
- (c) other benefits – executives may, if deemed appropriate by the board, be provided with a fully expensed mobile phone and other forms of remuneration.

The board has not formally engaged the services of a remuneration consultant to provide recommendations when setting the remuneration received by directors or other key management personnel during the financial year.

Relationship between the remuneration policy and Group performance

The board considers that at this time, evaluation of the Group's financial performance using generally accepted measures such as profitability, total shareholder return or per company comparison are not relevant as the Group is at an early stage in the implementation of a corporate strategy that includes the identification and acquisition of new business opportunities as outlined in the directors' report.

The table below sets out summary information about the Group's earnings and movements in shareholder wealth for the five years to 30 June 2021:

	30 June 2021 \$	30 June 2020 \$	30 June 2019 \$	30 June 2018 \$	30 June 2017 \$
Revenue	80,381	1,786	520,551	99,252	129,116
Net loss before tax	(644,033)	(832,500)	(675,119)	(1,117,687)	(3,909,449)
Net loss after tax	(644,033)	(832,500)	(675,119)	(1,117,687)	(3,909,449)
Share price at start of year	0.040	0.072	0.006	0.005	0.009
Share price at end of year	0.070	0.040	0.072	0.006	0.005
Basic loss per share (cents per share)	(0.53)	(0.68)	(0.63)	(1.61)	(6.92)
Diluted loss per share (cents per share)	(0.53)	(0.68)	(0.63)	(1.61)	(6.92)

Voting and comments on the Remuneration Report at the 2020 Annual General Meeting

At the Company's 2020 Annual General Meeting ("AGM"), a resolution to adopt the 2020 remuneration report was put to a vote and passed unanimously on a show of hands with proxies received also indicating majority. 98.66 % of validly appointed proxies were in favour of adopting the remuneration report. No comments were made on the remuneration report at the AGM.

Remuneration of key management personnel

2021	Short-term employee benefits			Post-employment benefits	Share-based payment	Total
	Salary & fees \$	Cash bonus \$	Other \$	Superannuation \$	Options & rights \$	
Directors						
Richard Monti	60,000 ¹	-	-	-	-	60,000
Thomas Corr	42,000 ²	-	-	-	17,501 ³	59,501
Julian Barnes	37,503	-	-	-	-	37,503
Adrian Goldstone	27,000	-	-	-	-	27,000
Total	166,503	-	-	-	17,501	184,004

¹ \$30,000 of Salary & Fees were paid by way of issue of Fully Paid Ordinary Shares as approved at a General Meeting of shareholders of the Company held on 27 November 2020. The purpose of the issue of the Shares is to provide cost effective remuneration.

² \$36,000 of Salary & Fees were paid by way of issue of Fully Paid Ordinary Shares as approved at a General Meeting of shareholders of the Company held on 27 November 2020. The purpose of the issue of the Shares is to provide cost effective remuneration.

³ The amount of \$17,501 being the value of performance rights expensed up to expiry date. Refer to note 25 for more information.

2020	Short-term employee benefits			Post-employment benefits	Share-based payment	Total
	Salary & fees \$	Cash bonus \$	Other \$	Superannuation \$	Options & rights \$	
Directors						
Richard Monti	60,000	-	-	-	-	60,000
Thomas Corr	36,000	-	-	-	22,886 ²	58,886
Julian Barnes	47,921	-	-	-	-	47,921
Adrian Goldstone	34,500	-	-	-	14,628 ³	49,128
Patrick Corr ¹	147,500	-	-	14,013	(30,103) ⁴	131,410
Total	325,921	-	-	14,013	7,411	347,345

¹ Resigned 29 February 2020.

² The amount of \$22,886 represents the value of performance rights expensed accordingly over their vesting period. Refer to note 25 for more information.

³ The amount of \$14,628 represents the value of 250,000 Class A and 250,000 Class B Director Incentive Options issued after shareholder approval on 28 November 2019. Refer to note 25 for more information.

⁴ The amount of (\$30,103) represents \$5,421 being the value of performance rights expensed up to resignation date plus (\$35,524) being the total value of performance rights cancelled upon resignation. Refer to note 25 for more information.

The relative proportions of those elements of remuneration of key management personnel that are linked to performance:

	Fixed remuneration		Remuneration linked to performance	
	2021	2020	2021	2020
Directors				
Richard Monti	100%	100%	-	-
Thomas Corr	71%	61%	29%	39%
Julian Barnes	100%	100%	-	-
Adrian Goldstone	100%	70%	-	30%
Patrick Corr	-	70%	-	30%

No key management personnel appointed during the period received a payment as part of his consideration for agreeing to hold the position.

Bonuses and share-based payments granted as compensation for the current financial year

Bonuses

No bonuses were paid to key management personnel during the financial year (2020: nil).

Incentive share-based payments arrangements

No incentive share-based payments were paid to key management personnel during the financial year.

During the financial year ended 30 June 2020, the Company granted 500,000 share options to Adrian Goldstone under an Incentive Plan. The fair value of options granted were independently determined using the Black-Scholes option pricing model as \$14,628. The issue of share options were approved at a General Meeting of shareholders of the Company held on 28 November 2019.

Refer to note 25 for more information.

On 25 May 2021 95,000 Unlisted Performance Rights held by Thomas Corr lapsed due to the respective Performance Conditions not being met. No performance shares were issued to key management personnel during the year (2020: Nil).

The following table summarises the value of existing performance rights vested during the year as allocated to key management personnel:

Name	2021	2020
Thomas Corr	17,501	22,886
Patrick Corr ¹	-	5,421
Less amounts forfeited on resignation	-	(35,524)
Total	\$17,501	(\$7,217)

¹ Resigned 28 February 2020.

Key terms of employment contracts

No employment contracts have been entered into with key management personnel.

Key management personnel equity holdings*Fully paid ordinary shares of Zinc of Ireland NL*

2021	Balance at 1 July 2020 No	Granted as compensation No.	Received on exercise of options No.	*Net other change No.	Number held on resignation No.	Balance at 30 June 2021 No.
R Monti	1,000,000	-	-	673,182	-	1,673,182
T Corr	6,079,277	-	-	734,381	-	6,813,658
J Barnes	-	-	-	-	-	-
A Goldstone	-	-	-	-	-	-

* Amount in 'Net other change' represents shares issued in lieu of cash for unpaid director fees approved by shareholders at a General Meeting of the Company held on 27 November 2020.

2020	Balance at 1 July 2019 No.	Granted as compensation No.	Received on exercise of options No.	*Net other change No.	Number held on resignation No.	Balance at 30 June 2020 No.
R Monti	1,000,000	-	-	-	-	1,000,000
P Corr	2,925,000	-	-	-	2,925,000	-
T Corr	5,411,271	-	-	668,006	-	6,079,277
J Barnes	-	-	-	-	-	-
A Goldstone	-	-	-	-	-	-

¹Resigned 29 February 2020.

* Amount in 'Net other change' represents shares issued during the year pursuant to placement or acquired on market.

Share options of Zinc of Ireland NL

2021	Balance at 1 July 2020 No.	Granted as compensation No.	Exercised No.	*Net other change No.	Balance at 30 June 2021 No.	Balance vested at 30 June 2021 No.	Vested and exercisable No.	Options vested during year No.
R Monti	2,500,000 ¹	-	-	-	2,500,000	2,500,000	2,500,000	-
T Corr	3,283,333 ²	-	-	-	3,283,333	3,283,333	3,283,333	-
J Barnes	500,000 ³	-	-	-	500,000	500,000	500,000	-
A Goldstone	500,000 ³	-	-	-	500,000	500,000	500,000	-

¹1,000,000 listed options (ZMIOC), 750,000 Class A and 750,000 Class B Director Options.

²2,533,333 listed options (ZMIOC) and 750,000 unlisted options (ZMIO3)

³250,000 Class A and 250,000 Class B Director Options.

Refer to note 25 for more information.

2020	Balance at 1 July 2019	Granted as compensation No.	Exercised No.	*Net other change No.	Balance at 30 June 2019	Balance vested at 30 June 2020	Vested and exercisable No.	Options vested during year No.
	No.¹				No.	No.		
R Monti	2,500,000	-	-	-	2,500,000	2,500,000	2,500,000 ²	-
P Corr ¹	1,890,625	-	-	(1,890,625)	-	-	-	-
T Corr	3,283,333	-	-	-	3,283,333	3,283,333	3,283,333 ³	-
J Barnes ³	500,000	-	-	-	500,000	500,000	500,000 ⁴	-
A Goldstone ⁴	-	500,000	-	-	500,000	500,000	500,000	500,000 ⁴

¹Resigned 29 February 2020.

²1,000,000 listed options (ZMIOC), 750,000 Class A and 750,000 Class B Director Options.

³2,533,333 listed options (ZMIOC) and 750,000 unlisted options (ZMIO3)

⁴250,000 Class A and 250,000 Class B Director Options.

*Amount in 'Net other change' represents derecognition of the Mr P Corr as a KMP.

Refer to note 25 for more information.

Performance Rights of Zinc of Ireland NL

2021	Balance at 1 July 2020 No.	Granted as compensation No.	Converted to ordinary shares	Performance rights forfeited	Balance at 30 June 2021 No.
R Monti	-	-	-	-	-
T Corr ¹	95,000	-	-	(95,000)	-
J Barnes	-	-	-	-	-
A Goldstone	-	-	-	-	-

¹Total opening balance is made up of 25,000 Class C, 25,000 Class D and 45,000 Class E Performance Rights. Performance shares lapsed due to the respective Performance Conditions not being met by the expiry date.

* Refer to note 25.9 for more information.

The following table summarises the total value of performance rights vested from issue date to date of this report, as allocated to key management personnel, for the balance of performance rights at 30 June 2021:

Name	Total value of performance rights vested to 30 June 2021
R Monti	-
P Corr	-
T Corr	\$17,501
J Barnes	-
A Goldstone	-
Total	\$17,501

2020	Balance at 1 July 2019 No.¹	Granted as compensation No.	Converted to ordinary shares	Performance rights forfeited	Balance at 30 June 2020 No.
R Monti	-	-	-	-	-
P Corr ¹	45,000	-	-	(45,000)	-
T Corr ²	95,000	-	-	-	95,000
J Barnes	-	-	-	-	-
A Goldstone	-	-	-	-	-

¹ Resigned on 29 February 2020. Total opening balance is made up of 12,500 Class C, 12,500 Class D and 20,000 Class E Performance Rights. Performance shares have been cancelled upon his resignation.

² Total opening balance is made up of 25,000 Class C, 25,000 Class D and 45,000 Class E Performance Rights.

* Refer to note 25.9 for more information

Other transactions with the key management personnel of the group

During the financial year, there were no other transactions with key management personnel (2020: Nil).

This is the end of the audited remuneration report.

This directors' report is signed in accordance with a resolution of directors made pursuant to s.298(2) of the Corporations Act 2001.

On behalf of the directors



Mr Richard Monti

Chairman

Perth, 23 September 2021

To the Board of Directors

Auditor's Independence Declaration under Section 307C of the Corporations Act 2001

As lead audit partner for the audit of the financial statements of Zinc of Ireland NL for the financial year ended 30 June 2021, I declare that to the best of my knowledge and belief, there have been no contraventions of:

- the auditor independence requirements of the *Corporations Act 2001* in relation to the audit; and
- any applicable code of professional conduct in relation to the audit.

Yours Faithfully



HALL CHADWICK WA AUDIT PTY LTD



DOUG BELL CA
Partner

Dated at Perth this 24th day of September 2021

INDEPENDENT AUDITOR'S REPORT TO THE MEMBERS OF ZINC OF IRELAND NL

Report on the Audit of the Financial Report

Opinion

We have audited the financial report of Zinc of Ireland NL ("the Company") and its subsidiaries ("the Group"), which comprises the consolidated statement of financial position as at 30 June 2021, the consolidated statement of profit or loss and other comprehensive income, the consolidated statement of changes in equity and the consolidated statement of cash flows for the year then ended, and notes to the financial statements, including a summary of significant accounting policies, and the directors' declaration.

In our opinion:

- a. the accompanying financial report of the Group is in accordance with the Corporations Act 2001, including:
 - (i) giving a true and fair view of the Group's financial position as at 30 June 2021 and of its financial performance for the year then ended; and
 - (ii) complying with Australian Accounting Standards and the Corporations Regulations 2001.
- b. the financial report also complies with International Financial Reporting Standards as disclosed in Note 3.1.

Basis for Opinion

We conducted our audit in accordance with Australian Auditing Standards. Our responsibilities under those standards are further described in the *Auditor's Responsibilities for the Audit of the Financial Report* section of our report. We are independent of the Group in accordance with the auditor independence requirements of the *Corporations Act 2001* and the ethical requirements of the Accounting Professional and Ethical Standards Board's *APES 110 Code of Ethics for Professional Accountants* (the Code) that are relevant to our audit of the financial report in Australia. We have also fulfilled our other ethical responsibilities in accordance with the Code.

We believe that the audit evidence we have obtained is sufficient and appropriate to provide a basis for our opinion.

Material Uncertainty Related to Going Concern

We draw attention to Note 3.4 in the financial report which indicates that the Company incurred a net loss of \$644,033 during the year ended 30 June 2021. As stated in Note 3.4, these events or conditions, along with other matters as set forth in Note 3.4, indicate that a material uncertainty exists that may cast significant doubt on the Company's ability to continue as a going concern. Our opinion is not modified in this respect of this matter.

Key Audit Matters

Key audit matters are those matters that, in our professional judgement, were of most significance in our audit of the financial report of the current period. These matters were addressed in the context of our audit of the financial report as a whole, and in forming our opinion thereon, and we do not provide a separate opinion on these matters.

Key Audit Matter	How our audit addressed the Key Audit Matter
<p>Exploration and Evaluation Expenditure – \$6,828,058</p> <p>(Refer to Note 11)</p> <p>Exploration and evaluation is a key audit matter due to:</p> <ul style="list-style-type: none"> The level of judgement required in evaluating management's application of the requirements of AASB 6 Exploration for and Evaluation of Mineral Resources ("AASB 6"). AASB 6 is an industry specific accounting standard requiring the application of significant judgements, estimates and industry knowledge. This includes specific requirements for expenditure to be capitalised as an asset and subsequent requirements which must be complied with for capitalised expenditure to continue to be carried as an asset; and The assessment of impairment of exploration and evaluation expenditure being inherently difficult. 	<p>Our procedures included, amongst others:</p> <ul style="list-style-type: none"> Assessing management's determination of its areas of interest for consistency with the definition in AASB 6. This involved analysing the tenements in which the company holds an interest and the exploration programmes planned for those tenements. For each area of interest, we assessed the Company's rights to tenure by corroborating to government registries and relevant agreements; We tested the additions to capitalised expenditure for the year by evaluating a sample of recorded expenditure for consistency to underlying records, the capitalisation requirements of the Company's accounting policy and the requirements of AASB 6; We considered the activities in each area of interest to date and assessed the planned future activities for each area of interest by evaluating budgets for each area of interest; We assessed each area of interest for one or more of the following circumstances that may indicate impairment of the capitalised expenditure: <ul style="list-style-type: none"> the licenses for the right to explore expiring in the near future or are not expected to be renewed; substantive expenditure for further exploration in the specific area is neither budgeted or planned decision or intent by the Company to discontinue activities in the specific area of interest due to lack of commercially viable quantities of resources; and

Key Audit Matter	How our audit addressed the Key Audit Matter
	<ul style="list-style-type: none"> ○ data indicating that, although a development in the specific area is likely to proceed, the carrying amount of the exploration asset is unlikely to be recovered in full from successful development or sale. • We assessed the appropriateness of the related disclosures in Note 11 to the financial statements.

Other Information

The directors are responsible for the other information. The other information comprises the information included in the Group's annual report for the year ended 30 June 2021, but does not include the financial report and our auditor's report thereon.

Our opinion on the financial report does not cover the other information and accordingly we do not express any form of assurance conclusion thereon.

In connection with our audit of the financial report, our responsibility is to read the other information and, in doing so, consider whether the other information is materially inconsistent with the financial report or our knowledge obtained in the audit or otherwise appears to be materially misstated.

If, based on the work we have performed, we conclude that there is a material misstatement of this other information, we are required to report that fact. We have nothing to report in this regard.

Responsibilities of the Directors for the Financial Report

The directors of the Company are responsible for the preparation of the financial report that gives a true and fair view in accordance with Australian Accounting Standards and the Corporations Act 2001 and for such internal control as the directors determine is necessary to enable the preparation of the financial report that gives a true and fair view and is free from material misstatement, whether due to fraud or error. In Note 3.1, the directors also state in accordance with Australian Accounting Standard *AASB 101 Presentation of Financial Statements*, that the financial report complies with International Financial Reporting Standards.

In preparing the financial report, the directors are responsible for assessing the Group's ability to continue as a going concern, disclosing, as applicable, matters related to going concern and using the going concern basis of accounting unless the directors either intend to liquidate the Group or to cease operations, or has no realistic alternative but to do so.

Auditor's Responsibilities for the Audit of the Financial Report

Our responsibility is to express an opinion on the financial report based on our audit. Our objectives are to obtain reasonable assurance about whether the financial report as a whole is free from material misstatement, whether due to fraud or error, and to issue an auditor's report that includes our opinion. Reasonable assurance is a high level of assurance, but is not a guarantee that an audit conducted in accordance with the Australian Auditing Standards will always detect a material misstatement when it exists. Misstatements can arise from fraud or error and are considered material if, individually or in the aggregate, they could reasonably be expected to influence the economic decisions of users taken on the basis of this financial report.

As part of an audit in accordance with the Australian Auditing Standards, we exercise professional judgement and maintain professional scepticism throughout the audit. We also:

- Identify and assess the risks of material misstatement of the financial report, whether due to fraud or error, design and perform audit procedures responsive to those risks, and obtain audit evidence that is sufficient and appropriate to provide a basis for our opinion. The risk of not detecting a material misstatement resulting from fraud is higher than for one resulting from error, as fraud may involve collusion, forgery, intentional omissions, misrepresentations, or the override of internal control.
- Obtain an understanding of internal control relevant to the audit in order to design audit procedures that are appropriate in the circumstances, but not for the purpose of expressing an opinion on the effectiveness of the Group's internal control.
- Evaluate the appropriateness of accounting policies used and the reasonableness of accounting estimates and related disclosures made by the directors.
- Conclude on the appropriateness of the directors' use of the going concern basis of accounting and, based on the audit evidence obtained, whether a material uncertainty exists related to events or conditions that may cast significant doubt on the Group's ability to continue as a going concern. If we conclude that a material uncertainty exists, we are required to draw attention in our auditor's report to the related disclosures in the financial report or, if such disclosures are inadequate, to modify our opinion. Our conclusions are based on the audit evidence obtained up to the date of our auditor's report. However, future events or conditions may cause the Group to cease to continue as a going concern.
- Evaluate the overall presentation, structure and content of the financial report, including the disclosures, and whether the financial report represents the underlying transactions and events in a manner that achieves fair presentation.
- Obtain sufficient appropriate audit evidence regarding the financial information of the entities or business activities within the Group to express an opinion on the financial report. We are responsible for the direction, supervision and performance of the Group audit. We remain solely responsible for our audit opinion.

We communicate with the directors regarding, among other matters, the planned scope and timing of the audit and significant audit findings, including any significant deficiencies in internal control that we identify during our audit.

We also provide the directors with a statement that we have complied with relevant ethical requirements regarding independence, and to communicate with them all relationships and other matters that may reasonably be thought to bear on our independence, and where applicable, related safeguards.

From the matters communicated with the directors, we determine those matters that were of most significance in the audit of the financial report of the current period and are therefore the key audit matters. We describe these matters in our auditor's report unless law or regulation precludes public disclosure about the matter or when, in extremely rare circumstances, we determine that a matter should not be communicated in our report because the adverse consequences of doing so would reasonably be expected to outweigh the public interest benefits of such communication.

Report on the Remuneration Report

We have audited the Remuneration Report included in the directors' report for the year ended 30 June 2021. The directors of the Company are responsible for the preparation and presentation of the remuneration report in accordance with s 300A of the Corporations Act 2001. Our responsibility is to express an opinion on the remuneration report, based on our audit conducted in accordance with Australian Auditing Standards.

Auditor's Opinion

In our opinion, the Remuneration Report of Zinc of Ireland NL, for the year ended 30 June 2021, complies with section 300A of the Corporations Act 2001.



HALL CHADWICK WA AUDIT PTY LTD



DOUG BELL CA
Partner

Dated at Perth this 24th day of September 2021

Directors' declaration

The directors declare that:

- (a) in the directors' opinion, there are reasonable grounds to believe that the Company will be able to pay its debts as and when they become due and payable;
- (b) in the directors' opinion, the attached financial statements are in compliance with International Financial Reporting Standards, as stated in note 3.1 to the financial statements;
- (c) in the directors' opinion, the attached financial statements and notes thereto are in accordance with the Corporations Act 2001, including compliance with accounting standards and giving a true and fair view of the financial position and performance of the Group; and
- (d) the directors have been given the declarations required by s.295A of the Corporations Act 2001.

Signed in accordance with a resolution of the directors made pursuant to s.295(5) of the Corporations Act 2001.

On behalf of the directors

A handwritten signature in blue ink, appearing to read 'R. Monti', is written over a faint, light blue circular stamp.

Mr Richard Monti
Chairman
Perth, 23 September 2021

Consolidated statement of profit or loss and other comprehensive income for the year ended 30 June 2021

	Note	Consolidated	
		Year ended	
		30 June 2021	30 June 2020
		\$	\$
Continuing operations			
Interest income		265	1,786
Other income	6	80,116	-
Revenue and other income		80,381	1,786
Administration expenses	7	(134,922)	(307,862)
Consultancy expenses	7	(179,805)	(97,843)
Compliance and regulatory expenses	7	(116,757)	(85,020)
Employee benefits expense	7	(166,503)	(343,561)
Exploration expenditure written off	11	(126,427)	-
Loss before income tax		(644,033)	(832,500)
Income tax expense	8	-	-
Loss for the year		(644,033)	(832,500)
Other comprehensive income, net of income tax			
<i>Items that will not be reclassified subsequently to profit or loss</i>			
Net fair value gain on equity investments designated at FVOCI		-	36,370
<i>Items that may be reclassified subsequently to profit or loss</i>			
Exchange differences on translating foreign operations		(15,134)	55,635
Other comprehensive gain/(loss) for the year, net of income tax		(15,134)	92,005
Total comprehensive loss for the year		(659,167)	(740,495)
Loss for the year attributable to Owners of Zinc of Ireland NL		(644,033)	(832,500)
Total comprehensive loss for the year attributable to Owners of Zinc of Ireland NL		(659,167)	(740,495)
Loss per share:			
Basic and diluted (cents per share)	9	(0.53)	(0.68)

Notes to the consolidated financial statements are included on pages 35 to 58.

Consolidated statement of financial position as at 30 June 2021

	Note	Consolidated	
		30 June 2021 \$	30 June 2020 \$
Current assets			
Cash and cash equivalents	19	467,266	992,383
Trade and other receivables	10	59,720	162,797
Total current assets		526,986	1,155,180
Non-current assets			
Exploration and evaluation expenditure	11	6,828,058	6,433,511
Property, plant and equipment		5,302	5,618
Total non-current assets		6,833,360	6,439,129
Total assets		7,360,346	7,594,309
Current liabilities			
Trade and other payables	13	274,270	259,817
Total current liabilities		274,270	259,817
Total liabilities		274,270	259,817
Net assets		7,086,076	7,334,492
Equity			
Issued capital	14	12,991,479	12,928,229
Other equity	14.1	330,000	-
Reserves	15	500,522	788,221
Accumulated losses		(6,735,925)	(6,381,958)
Total equity		7,086,076	7,334,492

Notes to the consolidated financial statements are included on pages 35 to 58.

Consolidated statement of changes in equity for the year ended 30 June 2021

	Issued capital \$	Other equity \$	Share Based Payment Reserve \$	Financial Asset Reserve \$	FCTR \$	Accumulated losses \$	Total \$
Balance at 1 July 2019	12,928,229	-	780,008	30,000	6,652	(5,679,659)	8,065,230
Loss for the year	-	-	-	-	-	(832,500)	(832,500)
Other comprehensive loss, net of income tax	-	-	-	36,370	55,635	-	92,005
Total comprehensive loss for the year	-	-	-	36,370	55,635	(832,500)	(740,495)
Movement in fair value gain on equity investments	-	-	-	(66,370)	-	66,370	-
Share based payments (<i>refer to note 15</i>)	-	-	9,757	-	-	-	9,757
Options expired	-	-	(63,831)	-	-	63,831	-
Balance at 30 June 2020	12,928,229	-	725,934	-	62,287	(6,381,958)	7,334,492
Balance at 1 July 2020	12,928,229	-	725,934	-	62,287	(6,381,958)	7,334,492
Loss for the year	-	-	-	-	-	(644,033)	(644,033)
Other comprehensive loss, net of income tax	-	-	-	-	(15,134)	-	(15,134)
Total comprehensive loss for the year	-	-	-	-	(15,134)	(644,033)	(659,167)
Issue of ordinary shares	63,250	-	-	-	-	-	63,250
Movement in fair value gain on equity investments	-	-	-	-	-	-	-
Share based payments (<i>refer to note 15</i>)	-	-	17,501	-	-	-	17,501
Performance Rights expired	-	-	(90,700)	-	-	90,700	-
Options expired	-	-	(199,366)	-	-	199,366	-
Consideration for Unconformity Zinc Pty Ltd (<i>refer to note 14.1</i>)	-	330,000	-	-	-	-	330,000
Balance at 30 June 2021	12,991,479	330,000	453,369	-	47,153	(6,735,925)	7,086,076

Notes to the consolidated financial statements are included on pages 35 to 58.

Consolidated statement of cash flows for the year ended 30 June 2021

	Note	Consolidated	
		Year ended	
		30 June 2021	30 June 2020
		\$	\$
Cash flows from operating activities			
Payments to suppliers and employees		(460,960)	(840,036)
Interest received		271	1,793
Net cash used in operating activities	19.1	(460,689)	(838,243)
Cash flows from investing activities			
Payments for exploration and evaluation expenditure		(212,651)	(1,397,154)
Proceeds from sale of interest in tenement		45,000	-
Proceeds from sale of interest in investments		-	166,370
Payment for property plant & equipment		(1,643)	(5,618)
Net cash used in investing activities		(169,294)	(1,236,402)
Cash flows from financing activities			
Proceeds from issue of equity instruments of the Company		120,000	-
Net cash provided by financing activities		120,000	-
Net increase in cash and cash equivalents		(509,983)	(2,074,645)
Cash and cash equivalents at the beginning of the year		992,383	3,011,393
Effects of exchange rate movements		(15,134)	55,635
Cash and cash equivalents at the end of the year	19	467,266	992,383

Notes to the consolidated financial statements are included on pages 35 to 58.

Notes to the consolidated financial statements for the year ended 30 June 2021

1. General information

Zinc of Ireland NL (“Zinc of Ireland” or “the Company”) is a listed public company incorporated in Australia. The addresses of its registered office and principal place of business are disclosed in the corporate directory to the annual report.

The principal activities of the Company and its controlled entities (“the Group”) are described in the directors’ report.

2. Application of new and revised Accounting Standards

2.1 *New, revised or amending Accounting Standards and Interpretations adopted*

In the year ended 30 June 2021, the Directors have reviewed and adopted all of the new and revised Standards and Interpretations issued by the AASB that are relevant to the Company and effective for the current annual reporting period.

Standards and Interpretations in issue not yet adopted

The Directors have also reviewed all of the new and revised Standards and Interpretations in issue not yet adopted for the year ended 30 June 2021. As a result of this review the Directors have determined that there is no material impact of the Standards and Interpretations in issue not yet adopted on the Company and, therefore, no change is necessary to Company accounting policies.

3. Significant accounting policies

3.1 *Statement of compliance*

These financial statements are general purpose financial statements which have been prepared in accordance with the Corporations Act 2001, Accounting Standards and Interpretations and comply with other requirements of the law.

The financial statements comprise the consolidated financial statements of the Group. For the purposes of preparing the consolidated financial statements, the Company is a for-profit entity.

Accounting Standards include Australian Accounting Standards. Compliance with Australian Accounting Standards ensures that the financial statements and notes of the Company and the Group comply with International Financial Reporting Standards (‘IFRS’).

The financial statements were authorised for issue by the directors on 23 September 2021.

3.2 *Basis of preparation*

The consolidated financial statements have been prepared on the basis of historical cost, except for certain financial instruments that are measured at revalued amounts or fair values at the end of each reporting period, as explained in the accounting policies below. Historical cost is generally based on the fair values of the consideration given in exchange for goods and services. All amounts are presented in Australian dollars, unless otherwise noted.

Fair value is the price that would be received to sell an asset or paid to transfer a liability in an orderly transaction between market participants at the measurement date, regardless of whether that price is directly observable or estimated using another valuation technique. In estimating the fair value of an asset or liability, the Group takes into account the characteristics of the asset or liability at the measurement date.

Fair value for measurement and/or disclosure purposes in these consolidated financial statements is determined on such a basis, except for share-based payment transactions that are within the scope of AASB 2, leasing transactions that are within the scope of AASB 16, and measurements that have some similarities to fair value but are not fair value, such as net realisable value in AASB 2 or value in use in AASB 136.

In addition, for financial reporting purposes, fair value measurements are categorised into Level 1, 2 or 3 based on the degree to which inputs to the fair value measurements are observable and the significance of the inputs to the fair value measurement in its entirety, which are described as follows:

- Level 1 inputs are quoted prices (unadjusted) in active markets for identical assets or liabilities that the entity can access at the measurement date;
- Level 2 inputs are inputs, other than quoted prices included in Level 1, that are observable for the asset or liability, either directly or indirectly; and
- Level 3 inputs are unobservable inputs for the asset or liability.

3.3 *Basis of consolidation*

The consolidated financial statements incorporate the financial statements of the Company and entities controlled by the Company and its subsidiaries. Control is achieved when the Company:

- has power over the investee;
- is exposed, or has rights, to variable returns from its involvement with the investee; and
- has the ability to use its power to affect its returns

The Company reassesses whether or not it controls an investee if facts and circumstances indicate that there are changes to one or more of the three elements of control listed above.

When the Company has less than a majority of the voting rights of an investee, it has power over the investee when the voting rights are sufficient to give it the practical ability to direct the relevant activities of the investee unilaterally. The Company considers all relevant facts and circumstances in assessing whether or not the Company's voting rights in an investee are sufficient to give it power, including:

- the size of the Company's holdings of voting rights relative to the size and dispersion of holdings of the other vote holders;
- potential voting rights held by the Company, other vote holders or other parties;
- rights arising from other contractual arrangements; and
- any additional facts and circumstances that indicate the Company has, or does not have, the current ability to direct the relevant activities at the time that decisions need to be made, including voting patterns at previous shareholders' meetings.

3.3 Basis of consolidation (cont'd)

Consolidation of a subsidiary begins when the Company obtains control over the subsidiary and ceases when the Company loses control of the subsidiary. Specifically, income and expenses of a subsidiary acquired or disposed of during the year are included in the consolidated statement of profit or loss and other comprehensive income from the date the Company gains control until the date when the Company ceases to control the subsidiary.

Profit or loss and each component of other comprehensive income are attributed to the owners of the Company and to the non-controlling interests. Total comprehensive income of subsidiaries is attributed to the owners of the Company and to the non-controlling interests even if this results in the non-controlling interests having a deficit balance.

When necessary, adjustments are made to the financial statements of subsidiaries to bring their accounting policies into line with the Group's accounting policies.

All intragroup assets and liabilities, equity, income, expenses and cash flows relating to transactions between members of the Group are eliminated in full on consolidation.

3.4 Going concern basis

The financial report has been prepared on a going concern basis, which contemplates the continuity of normal business activity and the realisation of assets and the settlement of liabilities in the ordinary course of business.

The Group incurred a loss after tax for the year of \$644,033 (2020: \$832,500), net cash outflows from operating activities of \$460,689 (2020: \$838,243) and had a working capital surplus of \$277,719 (2020: \$895,363).

The directors have prepared a cash flow forecast, which indicates that the Group will have sufficient cash flows to meet all commitments and working capital requirements for the 12 month period from the date of signing this financial report. Based on the cash flow forecasts and other factors referred to above, the directors are satisfied that the going concern basis of preparation is appropriate because:

- As announced on 12 July 2021 the Company completed Tranche 1 of Capital Raising issuing 25,660,000 ordinary shares and options to raise \$1,283,000. The Company plans to raise additional funds via a Tranche 2 Capital Raising subject to shareholder approval. In light of the Group's current exploration projects, the Directors believe that the additional capital required can be raised in the market; and
- the Directors have an appropriate plan to contain certain operating and exploration expenditure if appropriate funding is unavailable.

Should the Group not achieve the matters set out above, there is material uncertainty whether the Group will continue as a going concern and therefore whether it will realise its assets and extinguish its liabilities in the normal course of business and at the amounts stated in the financial report.

The financial report does not contain any adjustments relating to the recoverability and classification of recorded assets or to the amounts or classification of recorded assets or liabilities that might be necessary should the Group not be able to continue as a going concern.

3.5 **Revenue recognition**

The Company first determines whether an enforceable agreement exists and whether the promise to transfer goods or provide services to the customer is “sufficiently specific”. If an enforceable agreement exists and the promise is “sufficiently specific” (to a transaction or part of a transaction), the Company applies the general AASB15 Revenue from Contracts with Customers principles to determine if the revenue is to be recognised either over time or at a point in time.

Any distinct goods or services are separately identified and any discounts in the contract price are allocated to the separate elements identified.

Interest income

Interest income from a financial asset is recognised when it is probable that the economic benefits will flow to the Group and the amount of revenue can be measured reliably. Interest income is accrued on a time basis, by reference to the principal outstanding and at the effective interest rate applicable, which is the rate that exactly discounts estimated future cash receipts through the expected life of the financial asset to that asset’s net carrying amount on initial recognition.

3.6 **Employee benefits**

Short-term and long-term employee benefits

A liability is recognised for benefits accrued to employees in respect of wages and salaries and annual leave when it is probable that settlement will be required and they are capable of being measured reliably.

Liabilities recognised in respect of short-term employee benefits are measured at their nominal values using the remuneration rate expected to apply at the time of settlement.

Liabilities recognised in respect of long term employee benefits are measured as the present value of the estimated future cash outflows to be made by the Group in respect of services provided by employees up to reporting date.

3.7 **Taxation**

Income tax expense represents the sum of the tax currently payable and deferred tax.

3.7.1 Current tax

The tax currently payable is based on taxable profit for the year. Taxable profit differs from profit before tax as reported in the consolidated statement of profit or loss and other comprehensive income because of items of income or expense that are taxable or deductible in other years and items that are never taxable or deductible. The Group’s current tax is calculated using the tax rates that have been enacted or substantively enacted by the end of the reporting period.

3.7.2 Deferred tax

Deferred tax is recognised on temporary differences between the carrying amounts of assets and liabilities in the consolidated financial statements and the corresponding tax bases used in the computation of taxable profit.

Deferred tax liabilities are generally recognised for all taxable temporary differences. Deferred tax assets are generally recognised for all deductible temporary differences to the extent that it is probable that taxable profits will be available against which those deductible temporary differences can be utilised. Such deferred tax assets and liabilities are not recognised if the temporary difference arises from the initial recognition (other than in a business combination) of assets and liabilities in a transaction that affects neither the taxable profit nor the accounting profit. In addition, deferred tax liabilities are not recognised if the temporary difference arises from the initial recognition of goodwill.

3.7 ***Taxation (cont'd)***

Deferred tax liabilities are recognised for taxable temporary differences associated with investments in subsidiaries and associates, and interests in joint ventures, except where the Group is able to control the reversal of the temporary difference and it is probable that the temporary difference will not reverse in the foreseeable future.

Deferred tax assets arising from deductible temporary differences associated with such investments and interests are only recognised to the extent that it is probable that there will be sufficient taxable profits against which to utilise the benefits of the temporary differences and they are expected to reverse in the foreseeable future.

The carrying amount of deferred tax assets is reviewed at the end of each reporting period and reduced to the extent that it is no longer probable that sufficient taxable profits will be available to allow all or part of the asset to be recovered.

Deferred tax assets and liabilities are measured at the tax rates that are expected to apply in the period in which the liability is settled or the asset realised, based on tax rates (and tax laws) that have been enacted or substantively enacted by the end of the reporting period. The measurement of deferred tax liabilities and assets reflects the tax consequences that would follow from the manner in which the Group expects, at the end of the reporting period, to recover or settle the carrying amount of its assets and liabilities.

Deferred tax liabilities and assets are offset when there is a legally enforceable right to set off current tax assets against current tax liabilities and when they relate to income taxes levied by the same authority and the Group intends to settle its current tax assets and liabilities on a net basis.

3.7.3 **Current and deferred tax for the year**

Current and deferred tax are recognised in profit or loss, except when they relate to items that are recognised in other comprehensive income or directly in equity, in which case the current and deferred tax are also recognised in other comprehensive income or directly in equity, respectively. Where current tax or deferred tax arises from the initial accounting for a business combination, the tax effect is included in the accounting for the business combination.

3.8 ***Exploration and evaluation expenditure***

In accordance with *AASB 6: Exploration for and Evaluation of Mineral Resources*, exploration and evaluation costs incurred are accumulated in respect of each identifiable area of interest. Exploration and evaluation costs are carried forward at cost where the rights of tenure are current and:

- (i) such costs are expected to be recouped through successful development and exploration of the area of interest, or alternatively by its sale; or
- (ii) exploration activities in the area have not yet reached a stage which permits a reasonable assessment of the existence or otherwise of economically recoverable resources.

Exploration and evaluation assets are assessed annually for impairment in accordance with AASB 6 and where impairment indicators exist, recoverable amounts of these assets will be estimated based on discounted cash flows from their associated cash generating units. An impairment loss is recognised in the statement of profit or loss and other comprehensive income where the carrying values of exploration and evaluation assets exceed their recoverable amounts.

In the event that an area of interest is abandoned or if the directors consider the expenditure to be of reduced value, accumulated costs carried forward are written off in the period in which that assessment is made. Each area of interest is reviewed at the end of each accounting period and accumulated costs are written off to the extent that they will not be recoverable in the future.

3.9 Provisions

Provisions are recognised when the Group has a present obligation (legal or constructive) as a result of a past event, it is probable that the Group will be required to settle the obligation, and a reliable estimate can be made of the amount of the obligation.

The amount recognised as a provision is the best estimate of the consideration required to settle the present obligation at the end of the reporting period, taking into account the risks and uncertainties surrounding the obligation. When a provision is measured using the cash flows estimated to settle the present obligation, its carrying amount is the present value of those cash flows (where the effect of the time value of money is material).

When some or all of the economic benefits required to settle a provision are expected to be recovered from a third party, a receivable is recognised as an asset if it is virtually certain that reimbursement will be received and the amount of the receivable can be measured reliably.

3.10 Recognition and measurement – financial instruments

Financial assets and financial liabilities are recognised in the Group's statement of financial position when the Group becomes a party to the contractual provisions of the instrument.

Financial instruments (except for trade receivables) are initially measured at fair value plus transaction costs, except where the instrument is classified "at fair value through profit or loss", in which case transaction costs are expensed to profit or loss immediately.

3.10.1 Classification and subsequent measurement

3.10.1.1 Financial assets

Financial assets are subsequently measured at:

- amortised cost;
- fair value through other comprehensive income; or
- fair value through profit or loss.

A financial asset that meets the following conditions is subsequently measured at amortised cost:

- the financial asset is managed solely to collect contractual cash flows; and
- the contractual terms within the financial asset give rise to cash flows that are solely payments of principal and interest on the principal amount outstanding on specified dates.

A financial asset that meets the following conditions is subsequently measured at fair value through other comprehensive income:

- the contractual terms within the financial asset give rise to cash flows that are solely payments of principal and interest on the principal amount outstanding on specified dates;
- the business model for managing the financial assets comprises both contractual cash flows collection and the selling of the financial asset.

By default, all other financial assets that do not meet the measurement conditions of amortised cost and fair value through other comprehensive income are subsequently measured at fair value through profit or loss.

The initial designation of the financial instruments to measure at fair value through profit or loss is a one-time option on initial classification and is irrevocable until the financial asset is derecognised.

3.10 Recognition and measurement – financial instruments (cont'd)

3.10.1.2 Financial liabilities

Financial liabilities are subsequently measured at:

- amortised cost; or
- fair value through profit or loss.

A financial liability is measured at fair value through profit and loss if the financial liability is:

- a contingent consideration of an acquirer in a business combination to which AASB 3: Business Combinations applies;
- held for trading; or
- initially designated as at fair value through profit or loss.

All other financial liabilities are subsequently measured at amortised cost using the effective interest method.

3.10.2 Derecognition

Derecognition refers to the removal of a previously recognised financial asset or financial liability from the statement of financial position.

3.10.2.1 Derecognition of financial assets

A financial asset is derecognised when the holder's contractual rights to its cash flows expires, or the asset is transferred in such a way that all the risks and rewards of ownership are substantially transferred.

All of the following criteria need to be satisfied for derecognition of financial asset:

- the right to receive cash flows from the asset has expired or been transferred;
- all risk and rewards of ownership of the asset have been substantially transferred; and
- the Group no longer controls the asset (ie the Group has no practical ability to make a unilateral decision to sell the asset to a third party).

On derecognition of a financial asset measured at amortised cost, the difference between the asset's carrying amount and the sum of the consideration received and receivable is recognised in profit or loss.

On derecognition of a debt instrument classified as at fair value through other comprehensive income, the cumulative gain or loss previously accumulated in the investment revaluation reserve is reclassified to profit or loss.

On derecognition of an investment in equity which was elected to be classified under fair value through other comprehensive income, the cumulative gain or loss previously accumulated in the investment revaluation reserve is not reclassified to profit or loss, but is transferred to retained earnings.

3.10 **Recognition and measurement – financial instruments (cont'd)**

A liability is derecognised when it is extinguished (ie when the obligation in the contract is discharged, cancelled or expires). An exchange of an existing financial liability for a new one with substantially modified terms, or a substantial modification to the terms of a financial liability is treated as an extinguishment of the existing liability and recognition of a new financial liability.

The difference between the carrying amount of the financial liability derecognised and the consideration paid and payable, including any non-cash assets transferred or liabilities assumed, is recognised in profit or loss.

3.10.3 **Impairment**

The Group recognises a loss allowance for expected credit losses on financial assets that are measured at amortised cost or fair value through other comprehensive income.

Loss allowance is not recognised for:

- financial assets measured at fair value through profit or loss; or
- equity instruments measured at fair value through other comprehensive income.

The Group uses the simplified approach to impairment, as applicable under AASB 9: Financial Instruments.

3.10.3.1 Simplified approach

The simplified approach does not require tracking of changes in credit risk at every reporting period, but instead requires the recognition of lifetime expected credit loss at all times. This approach is applicable to:

- trade receivables or contract assets that result from transactions within the scope of AASB 15: Revenue from Contracts with Customers and which do not contain a significant financing component; and
- lease receivables.

In measuring the expected credit loss, a provision matrix for trade receivables was used taking into consideration various data to get to an expected credit loss (ie diversity of customer base, appropriate groups of historical loss experience, etc).

3.10.3.2 Recognition of expected credit losses in financial statements

At each reporting date, the Group recognises the movement in the loss allowance as an impairment gain or loss in the statement of profit or loss and other comprehensive income.

The carrying amount of financial assets measured at amortised cost includes the loss allowance relating to that asset.

Assets measured at fair value through other comprehensive income are recognised at fair value, with changes in fair value recognised in other comprehensive income. Amounts in relation to change in credit risk are transferred from other comprehensive income to profit or loss at every reporting period.

For financial assets that are unrecognised (eg loan commitments yet to be drawn, financial guarantees), a provision for loss allowance is created in the statement of financial position to recognise the loss allowance.

3.11 Goods and services tax (GST)

Revenues, expenses and assets are recognised net of the amount of goods and services tax, except:

- i. where the amount of GST incurred is not recoverable from the taxation authority, it is recognised as part of the cost of acquisition of an asset or as part of an item of expense; or
- ii. for receivables and payables which are recognised inclusive of GST.

The net amount of GST recoverable from, or payable to, the taxation authority is included as part of receivables or payables.

Cash flows are included in the cash flow statement on a gross basis. The GST component of cash flows arising from investing and financing activities which is recoverable from, or payable to, the taxation authority is classified within operating cash flows.

3.12 Comparative amounts

The annual report includes the consolidated financial statements of the Zinc of Ireland NL Group for the year 1 July 2020 to 30 June 2021. When current period balances have been classified differently within current period disclosures when compared to prior periods, comparative disclosures have been restated to ensure consistency of presentation between periods.

4. Critical accounting judgements and key sources of estimation uncertainty

In the application of the Group's accounting policies, which are described in note 3, the directors of the Company are required to make judgements, estimates and assumptions about the carrying amounts of assets and liabilities that are not readily apparent from other sources. The estimates and associated assumptions are based on historical experience and other factors that are considered to be relevant. Actual results may differ from these estimates.

The estimates and underlying assumptions are reviewed on an ongoing basis. Revisions to accounting estimates are recognised in the period on which the estimate is revised if the revision affects only that period, or in the period of the revision and future periods if the revision affects both current and future periods.

4.1 Key sources of estimation uncertainty

Impairment of exploration and evaluation expenditure

Exploration and evaluation expenditure are reviewed for impairment if there is any indication that the carrying amount may not be recoverable.

The directors are required to exercise judgement on future events and the likelihood of defining an economic reserve. Assumptions made are altered as exploration and evaluation continues and more information becomes available. Where it is evident that the value of exploration and evaluation expenditure cannot be recovered, the capitalised amount will be impaired through the statement of profit or loss and other comprehensive income.

4.1 Key sources of estimation uncertainty (cont'd)

Share-based payments

Fair value is measured by use of Black-Scholes and Monte Carlo models. The expected life used in the models has been adjusted, based on management's best estimate, for the effects of non-transferability, exercise restrictions, and behavioural considerations.

The fair value determined at the grant date of the equity-settled share-based payments is expensed on a straight-line basis over the vesting period, based on the Group's estimate of shares that will eventually vest.

Coronavirus (COVID-19) pandemic

Judgement has been exercised in considering the impacts that the Coronavirus (COVID-19) pandemic has had, or may have, on the Company based on known information. This consideration extends to the nature of the products and services offered, customers, supply chain, staffing and geographic regions in which the Company operates. Other than as addressed in specific notes, there does not currently appear to be either any significant impact upon the financial statements or any significant uncertainties with respect to events or conditions which may impact the Company unfavourably as at the reporting date or subsequently as a result of the Coronavirus (COVID-19) pandemic.

5. Segment information

The Company operates in one business segment, namely the mineral exploration industry and one geographical segment namely Ireland and has no other operations geographically. *AASB 8 Operating Segments* states that similar operating segments can be aggregated to form one reportable segment. Also, based on the quantitative thresholds included in AASB 8, there is only one reportable segment, namely the mineral exploration industry. However, none of the other operating segments currently meet any of the prescribed quantitative thresholds and as such do not have to be reported separately. The Group has therefore decided to aggregate all its reporting segments into one reportable operating segment.

The revenue and results of this segment are those of the Group as a whole and are set out in the consolidated statement of profit or loss and other comprehensive income. The segment assets and liabilities are those of the Group and set out in the consolidated statement of financial position.

6. Other income

	2021	2020
	\$	\$
Proceeds from the sale of interest in tenements ¹	45,000	-
Debt forgiven	35,116	-
	80,116	-

¹ On 22 July 2020, the Company's subsidiary Messina Resources Limited sold its remaining interest in two Leonora tenements (M37/1202 and E37/893) to a third party for a consideration of \$45,000 plus GST.

7. Loss for the year

Loss for the year has been arrived at after charging the following items of expenses:

	2021	2020
	\$	\$
Administration costs:		
Promotional and meeting expenses	2,791	52,811
Other	114,630	245,294
Share based payments (Refer to note 25.3)	17,501	45,281
Forfeiture of performance rights (Refer to note 25.3)	-	(35,524)
Total administration costs	134,922	307,862
Consultants costs	179,805	97,843
Compliance costs:		
ASX/ASIC expenses	32,648	38,951
Share registry expenses	9,961	7,913
Audit expenses	33,373	30,803
Legal expenses	40,775	7,353
Total compliance costs	116,757	85,020
Employee costs	166,503	343,561
Exploration expenditure written off	126,427	-

8. Income taxes relating to continuing operations**8.1 Income tax recognised in profit or loss**

	2021	2020
	\$	\$
Current tax	-	-
Deferred tax	-	-
	-	-

The income tax expense for the year can be reconciled to the accounting loss as follows:

	2021	2020
	\$	\$
Loss before tax from continuing operations	(644,033)	(832,500)
Income tax expense calculated at 26.0% (2020: 27.5%) ¹	(167,449)	(228,938)
Effect of expenses that are not deductible in determining taxable loss	44,457	7,301
Effect of unused tax losses not recognised as deferred tax assets	161,430	287,592
	38,438	65,955
(Increase)/Decrease in income tax expense due to:		
Movement in unrecognised temporary differences	3,063	(21,085)
Tax benefit of deductible equity raising costs	(41,501)	(44,870)
	-	-

¹ The tax rate used for the 2021 reconciliations above is the corporate tax rate of 26.0% (2020: 27.5%) payable by Australian corporate entities on taxable profits under Australian tax law.

8.2 Unused tax losses and temporary differences for which no deferred tax asset has been recognised at 26.0% (2020: 27.5%)

	2021	2020
	\$	\$
Deductible temporary differences	10,408	6,119
Blackhole costs	35,351	44,870
Tax revenue losses	6,117,952	6,300,167
Tax capital losses	91,583	96,867
	6,255,294	6,448,023
Tax losses		
Unused tax losses for which no deferred tax asset has been recognised	23,530,586	22,909,701
Potential tax benefit at 26.0% (2020: 27.5%)	6,117,952	6,300,167

The benefit for tax losses will only be obtained if:

- (a) the Group derives future assessable income of a nature and an amount sufficient to enable the benefit from the deductions for the losses to be realised;
- (b) the Group continues to comply with the conditions for deductibility imposed by law; and
- (c) no changes in tax legislation adversely affect the ability of the Group to realise these benefits.

9. Loss per share

	2021 cents per share	2020 cents per share
Basic and diluted loss per share	(0.53)	(0.68)

9.1 Basic and diluted loss per share

The loss and weighted average number of ordinary shares used in the calculation of basic loss per share are as follows:

	2021 \$	2020 \$
Loss for the year attributable to owners of the Company	(644,033)	(832,500)
	2021 No.	2020 No.
Weighted average number of ordinary shares for the purposes of basic and diluted loss per share	122,100,558	121,534,931

10. Trade and other receivables

	2021 \$	2020 \$
Current		
Prepayments	42,670	63,042
VAT Refundable	9,535	29,953
GST Refundable	7,515	20,795
Other receivables	-	49,007
	59,720	162,797

11. Exploration and evaluation expenditure

	2021	2020
	\$	\$
Balance at beginning of the year	6,433,511	4,968,114
Expenditure incurred during the year (i)	165,974	1,465,397
Consideration for Unconformity Zinc Pty Ltd (ii)	355,000	-
Impairment of exploration and evaluation expenditure (iii)	(126,427)	-
	6,828,058	6,433,511

- (i) This represents expenditure incurred by the group
- (ii) On 25 June 2021 the Company entered into a Binding Term Sheet to acquire Unconformity Zinc Pty Ltd. Pursuant to the agreement consideration payable is as follows:
- a cash Payment of \$25,000;
 - 5,000,000 fully paid ordinary shares at a deemed issue price of \$0.05 per share.
- In addition to this, and subject to shareholder approval (which was approved at the general meeting held on 3 September), the Company is required to issue:
- 5,000,000 options with an exercise price of \$0.10 each and expiry date of 3 years from issue;
 - 11,000,000 performance rights which will vest upon the completion of specified milestones;
 - 5,000,000 options with an exercise price of \$0.10 each and expiry date of 3 years from the achievement of the granting of the tenement by the department
- As at 30 June 2021, the fair value of the consideration shares was \$0.066 on grant date accordingly consideration payable as at 30 June 2021 for the acquisition of Unconformity Zinc Pty Ltd was \$355,000. The remaining consideration is subject to shareholder approval and as such has not been granted as at 30 June 2021.
- (iii) On 22 July 2020, the Company's subsidiary Messina Resources Limited sold its interest in two Leonora tenements (M37/1202 and E37/893) to a third party for a consideration of \$45,000 plus GST. The Impairment of exploration and evaluation expenditure represents carrying value of costs associated with the tenements at disposal. (2020: Nil).

12. Commitments for expenditure***Exploration expenditure***

	2021	2020
	\$	\$
Not longer than one (1) year	909,019	1,132,384
Two (2) to five (5) years	1,542,722	2,023,400
	2,451,741	3,155,784

If the Group decides to relinquish certain leases and/or does not meet these obligations, assets recognised in the consolidated statement of financial position may require review to determine the appropriateness of carrying value. The sale, transfer or farm-out of exploration rights to third parties will reduce or extinguish these obligations. Where commitments are denominated in foreign currencies, the amounts have been converted to Australian dollars based on the exchange rates prevailing as at 30 June 2021.

13. Trade and other payables

	2021	2020
	\$	\$
Trade and other payables	85,845	163,101
Accrued expenses	68,425	47,716
GST Payable	-	49,000
Share application monies received in advance	120,000	-
	274,270	259,817

14. Issued capital

	2021		2020	
	\$		\$	
Fully paid ordinary shares	12,991,479		12,928,229	
Fully paid ordinary shares	30 June 2021		30 June 2020	
	No.	\$	No.	\$
Balance at beginning of period	121,534,931	12,928,229	121,534,931	12,928,229
Issue of shares (i)	1,407,563	63,250	-	-
	122,942,494	12,991,479	121,534,931	12,928,229

- (i) Shares issued to directors in lieu of cash payment of director fees approved at a General Meeting of shareholders of the Company held on 27 November 2020.

Fully paid ordinary shares carry one vote per share and a right to dividends.

The fair value of shares issued in consideration for services rendered was determined by reference to the market rate for similar services.

Ordinary shares participate in the proceeds on winding up of the Company in proportion to the number of shares held.

14.1 Other Equity

Other Equity represents the fixed number of shares to be issued as consideration for Unconformity Zinc Pty Ltd. Per Note 11 (ii), 5,000,000 fully paid ordinary shares are to be issued as consideration with a fair value of \$0.066 per share on Grant Date. Total value of Consideration Shares recognised is \$330,000. As disclosed in note 22 these shares were issued on 1 July 2021

15. Reserves

	2021	2020
	\$	\$
Share based payment reserve ⁽ⁱ⁾	453,369	725,934
Foreign currency translation reserves	47,153	62,287
	500,522	788,221

- (i) This represents the value of options issued. Refer to note 25.3 for further information.

16. Financial instruments**16.1 Capital management**

The Group manages its capital to ensure that it will be able to continue as going concern while maximising the return to stakeholders through the optimisation of the debt and equity balance. The Board's policy is to maintain a strong capital base so as to maintain investor, creditor and market confidence and to sustain future development of the business. Capital management requires the maintenance of a strong cash balance to support ongoing exploration.

Given the nature of the business, the Group monitors capital on the basis of current business operations and cash flow requirements. There were no changes in the Company's approach to capital management during the year.

16.2 Categories of financial instruments

	2021	2020
	\$	\$
Financial assets		
Cash and cash equivalents	467,266	992,383
Trade and other receivables (non-interest bearing)	59,720	162,797
	526,986	1,155,180
Financial liabilities		
Trade and other payables (non-interest bearing)	249,270	259,817
	249,270	259,817
Net financial assets/(liabilities)	277,716	895,363

The carrying values of the above financial instruments approximate their fair values.

16.3 Financial risk management objectives

In common with all other businesses, the Group is exposed to risks that arise from its use of financial instruments. This note describes the Group's objectives, policies and processes for managing those risks and the methods used to measure them. Further quantitative information in respect of those risks is presented throughout these financial statements.

There have been no substantive changes in the Group's exposure to financial instrument risks, its objectives, policies and processes for managing those risks or the methods used to measure them from previous periods unless otherwise stated in this note.

The Board has overall responsibility for the determination of the Group's risk management objectives and policies and, whilst retaining ultimate responsibility for them, it has delegated the authority for designing and operating processes that ensure the effective implementation of the objectives and policies to the Group's finance function. The Group's risk management policies and objectives are therefore designed to minimise the potential impacts of these risks on the Group where such impacts may be material. The Board receives monthly financial reports through which it reviews the effectiveness of the processes put in place and the appropriateness of the objectives and policies it sets. The overall objective of the Board is to set policies that seek to reduce risk as far as possible without unduly affecting the Group's competitiveness and flexibility.

16.4 Market risk

Market risk for the Group arises from the use of interest bearing financial instruments. It is the risk that the fair value or future cash flows of a financial instrument will fluctuate because of changes in interest rate (see Note 16.5 below).

16.5 Interest rate risk management

Interest rate risk arises on cash and cash equivalents and receivables from related parties. The Group does not enter into any derivative instruments to mitigate this risk. As this is not considered a significant risk for the Group, no policies are in place to formally mitigate this risk.

Interest rate sensitivity analysis

The sensitivity analyses below have been determined based on the exposure to interest rates for non-derivative instruments at the end on the reporting period. If interest rates had been 100 basis points higher/lower and all other variables were held constant, the Group's loss for the year ended 30 June 2021 would not decrease/increase (2020: \$9,923).

16.6 Foreign currency risk management

The Group undertakes transactions denominated in foreign currencies; consequently, exposures to exchange rate fluctuations arise. The Group is mainly exposed to the currency of the Republic of Ireland. As this is not considered a significant risk at this stage for the Group, no policies are in place to formally mitigate this risk. The movement of foreign currency translation reserves designated at Other Comprehensive Income for the year is \$15,134 (2020: \$55,635)

16.7 Credit risk management

Credit risk refers to the risk that a counterparty will default on its contractual obligations resulting in financial loss to the Group. The Group has adopted a policy of dealing with creditworthy counterparties and obtaining sufficient collateral, where appropriate, as a means of mitigating the risk of financial loss from defaults. The Group only transacts with entities that are rated the equivalent of investment grade and above. This information is supplied by independent rating agencies where available and, if not available, the Group uses other publicly available financial information and its own trading records to rate its major customers. The Group's exposure and the credit ratings of its counterparties are continuously monitored and the aggregate value of transactions concluded is spread amongst approved counterparties.

16. Financial instruments (cont'd)

The credit risk on liquid funds is limited because the counterparties are banks with high credit-ratings assigned by international credit-rating agencies.

16.8 Liquidity risk management

Ultimate responsibility for liquidity risk management rests with the Board, which has established an appropriate liquidity risk management framework for the management of the Group's short-, medium- and long-term funding and liquidity management requirements. The Group manages liquidity by maintaining adequate banking facilities, by continuously monitoring forecast and actual cash flows, and by matching the maturity profiles of financial assets and liabilities.

Contractual cash flows						
	Carrying Amount	Less than 1 month	1-3 months	3-12 months	1 year to 5 years	Total contractual cash flows
	\$	\$	\$	\$	\$	\$
2021						
Trade and other payables*	154,270	131,120	23,150			154,270
2020						
Trade and other payables	259,817	93,741	166,076	-	-	259,817

* \$120,000 relates to shares paid for before balance date but no yet issued.

17. Key management personnel**Short-term employee benefits**

These amounts include salaries and fees paid to executive and non-executive directors as well as fees paid to entities controlled by the directors.

Post-employment benefits

These amounts are superannuation contributions made during the year.

	2021	2020
	\$	\$
Short-term employee benefits	166,503	325,921
Post-employment benefits	-	14,013
Share-based payment ¹	17,501	7,411
	184,004	347,345

¹The amount of \$17,501 being the value of performance rights expensed up to expiry date. Refer to note 25 for more information.

18. Related party transactions**18.1 Entities under the control of the Group**

The Group consists of the parent entity, Zinc of Ireland NL and its wholly-owned subsidiaries Messina Resources Limited and Zinc Mines of Ireland Limited. Raptor Resources Limited, Beal na Blath Resources Limited, ZMI Operations Limited and Centenary Resources Limited are wholly-owned subsidiaries of Zinc Mines of Ireland Limited.

18.2 Key management personnel

Any person(s) having authority and responsibility for planning, directing and controlling the activities of the entity, directly or indirectly, including any director (whether executive or otherwise) of that entity, are considered key management personnel.

For details of disclosures relating to key management personnel, refer to the remuneration report contained in the directors' report and note 17.

18.3 Loans from related parties

There were no loans from related parties during the financial year (2020: nil).

19. Cash and cash equivalents

For the purposes of the consolidated statement of cash flows, cash and cash include cash on hand and in banks, net of outstanding bank overdrafts. Cash and cash equivalents at the end of the reporting period as shown in the consolidated statement of cash flows can be reconciled to the related items in the consolidated statement of financial position as follows:

	2021	2020
	\$	\$
Cash and bank balances	467,266	992,383

19.1 Reconciliation of loss for the year to net cash flows from operating activities

	2021	2020
	\$	\$
Cash flow from operating activities		
Loss for the year	(644,033)	(832,500)
<i>Adjustments for non-cash/investing & financing activities</i>		
Impairment	126,427	-
Share based payments	17,501	45,281
Forfeiture of performance rights	(90,700)	(35,524)
Shares issued in lieu of director fees	63,250	-
Depreciation	1,960	-
Other revenue	(45,000)	-
<i>Movements in working capital:</i>		
(Increase)/Decrease in trade and other receivables	103,077	(80,436)
(Decrease)/Increase in trade and other payables	6,829	64,936
Net cash flow from operating activities	(460,689)	(838,243)

20. Contingent liabilities and contingent assets

There are no outstanding contingent assets or liabilities not provided for in the financial statements of the Group as at 30 June 2021 (2020: Nil).

21. Remuneration of auditors

Auditor of the Group

	2021	2020
	\$	\$
Audit and review of financial reports	33,373	30,803

22. Events after the reporting period

On 30 June 2021 ZMI announced that it had entered into a Binding Term Sheet to acquire 100% of ELA 38/3624 through the acquisition of Unconformity Zinc Pty Ltd. ELA38/3624 is located in the Earraheedy Basin and contains approximately 23km of the prospective unconformity.

The Company will fund the acquisition of Unconformity Zinc Pty Ltd through the issue of consideration Shares, Options and Performance Rights (see full announcement on the acquisition on 30 June 2021). On the 1 July 2021 the Company issued 5,000,000 consideration shares to the vendors of Unconformity Zinc Pty Ltd as part consideration for the purchase of Unconformity Zinc Pty Ltd, the balance of the consideration comprising Options and Performance Rights will be made subject to Shareholder approval which has been obtained at a General Meeting of the Company on the 3rd September 2021.

On 30 June 2021 the Company also advised of a concurrent capital raising and has finalised firm commitments for a placement of \$1.8m (before costs) to fund the acquisition, the exploration of ELA 38/3624 and future exploration in Ireland and Australia. The capital raising will occur in two tranches, Tranche 1 was finalised on 12 July 2021 being offered to sophisticated and professional investors and raising \$1,283,000 before costs. The issue of securities under Tranche 2 of the placement will be subject to Shareholder approval at a General Meeting of the Company scheduled for 3 September 2021. It is anticipated that tranche 2 of the placement will raise a further \$517,000 before costs.

Subsequent to year end 52,877,901 listed options and 18,816,682 unlisted options lapsed unexercised.

Other than the above, there has not been any matter or circumstance occurring subsequent to the end of the financial year that has significantly affected, or may significantly affect, the operations of the Group, the results of those operations, or the state of affairs of the Group in future financial years.

23. Legal parent entity information**Financial position**

	2021 \$	2020 \$
Assets		
Current assets	333,530	507,452
Non-current assets	6,756,766	6,772,812
Total assets	7,090,296	7,280,264
Liabilities		
Current liabilities	243,993	107,084
Total liabilities	243,993	107,084
Net assets/(liabilities)	6,846,303	7,173,180
Equity		
Issued capital	12,991,479	12,928,229
Reserves	453,369	725,934
Accumulated losses	(6,598,545)	(6,480,983)
Total equity/(deficiency)	6,846,303	7,173,180

Financial performance

Loss for the year	(316,928)	(907,369)
-------------------	-----------	-----------

Commitments and contingencies

There were no other material commitments or contingencies at the reporting date for the parent company except for those mentioned in note 12 and note 20.

24. Subsidiaries

Details of the Company's subsidiaries at the end of the reporting period are as follows:

Name of subsidiary	Principal activity	Place of incorporation	Proportion of ownership interest and voting power held by the Group	
			2021	2020
Messina Resources Limited (i)	Holds tenements and is a non-operating subsidiary	Australia	100%	100%
Zinc Mines of Ireland Limited (ii)	Non-operating parent company of the 2 Irish subsidiaries	Australia	100%	100%
Raptor Resources Limited (iii)	Holds tenements and is a non-operating subsidiary	Ireland	100%	100%
Beal na Blath Resources Limited (iv)	Holds tenements and is a non-operating subsidiary	Ireland	100%	100%
ZMI Operations Limited (v)	Holds tenements and is a non-operating subsidiary	Ireland	100%	100%
Centenary Resources Limited (vi)	Holds tenements and is a non-operating subsidiary	Ireland	100%	1000%

(i) Incorporated in Australia on 2 February 2011.

(ii) Parent company of Raptor Resources Limited and Beal na Blath Resources. Acquired on 22 July 2016.

(iii) Incorporated in Ireland on 12 May 2015.

(iv) Incorporated in Ireland on 21 January 2015.

(v) Incorporated in Ireland on 19 August 2016.

(vi) Acquired on 29 July 2019.

25. Share-based payments

The following share-based payments arrangements were in existence at the reporting date:

Series	Number ⁱ	Grant date	Grant date fair value \$	Exercise price \$	Expiry date	Vesting date
ZMIO3	16,316,682 ⁱ	Various	-	0.800	21 July 2021	Vested
ZMIOC	23,327,901 ⁱⁱ	Various	-	0.300	21 July 2021	Vested
ZMIOC	2,500,000 ⁱⁱⁱ	9 Feb 2018	-	0.300	21 July 2021	Vested
ZMIO5	350,000 ^{iv}	25 Nov 2016	0.144	1.200	30 Sept 2021	Vested
ZMIOC	27,050,000 ^{vi}	11 July 2018	0.040	0.300	21 July 2021	Vested
ZMIDA	750,000 ^{vii}	11 July 2018	0.058	0.300	11 July 2021	Vested
ZMIDB	750,000 ^{vii}	11 July 2018	0.052	0.400	11 July 2021	Vested
ZMIDA	250,000 ^{ix}	12 April 2019	0.059	0.300	11 July 2021	Vested
ZMIDB	250,000 ^{ix}	12 April 2019	0.055	0.400	11 July 2021	Vested
ZMIDA	250,000 ^x	13 Dec 2019	0.031	0.300	11 July 2021	Vested
ZMIDB	250,000 ^x	13 Dec 2019	0.055	0.400	11 July 2021	Vested
ZMIO10	250,000 ^{xi}	24 Mar 2020	0.009	0.200	2 Mar 2023	Vested

ⁱ 8,541,682 issued in July, Sept and Dec 2016 pursuant to various placements, 6,875,000 issued on 21 July 2016 to vendors of Zinc Mines of Ireland Limited and 900,000 issued in July and Dec 2016 to corporate advisors.

ⁱⁱ Listed options 4,334,657 issued on 14 August 2017 pursuant to a prospectus lodged with ASX on 19 July 2017, 11,300,943 and 7,692,460 issued on 24 August 2017 pursuant to a shortfall under the right issue and placement. 159 options were exercised on 25 January 2019.

ⁱⁱⁱ Listed options issued on 9 February 2019 to corporate advisors.

^{iv} Issued on 23 Dec 2016 to corporate advisors.

^v Free attaching listed options issued on 11 July 2018 to sophisticated and institutional investors pursuant to a placement.

^{vi} 750,000 Class A and 750,000 Class B Director incentive options issued to Mr Monti on 11 July 2018 after shareholder approval 8 July 2019.

^{vii} 250,000 Class A and 250,000 Class B Director incentive options issued to Dr Barnes on 12 April 2019 after shareholder approval 18 March 2019.

^{viii} 250,000 Class A and 250,000 Class B Director incentive options issued to Mr Goldstone on 13 December 2019 after shareholder approval 28 November 2019. Valued as per note 25.2

^{ix} Issued on 24 March 2020 to contractor. Valued as per note 25.2

There has been no alteration of the terms and conditions of the above arrangements since the grant date.

25. Share-based payments (cont'd)

25.1 Options granted during the year

No options were granted during the financial year.

25.2 Fair value of options granted during the year

The weighted average fair value of the share options granted during the financial year is Nil (2020: \$0.023).

25.3 Shares based payments movement during the year

Reconciliation of share-based payments expensed during the year ended 30 June 2021 & movement in share-based payments reserve:

	2021 \$	2020 \$
Amortisation of performance rights (Refer to note 25.9)	17,501	28,307
Performance rights expired	(90,700)	-
Performance rights transferred to retained earnings (Refer to note 25.9)	-	(35,524)
Director incentive options issued to Mr Goldstone	-	14,628
Contractor incentive options	-	2,346
Total share-based payments included in administration expense	(73,199)	9,757
Options expired during the year	(199,366)	(63,831)
Total movement in share-based payment reserve	(272,565)	(54,074)
Balance at beginning of the period	725,934	780,008
Movement in share-based payment reserve	(272,565)	(54,074)
Carrying value at end of the period (refer note 15)	453,369	725,934

25. Share-based payments (cont'd)

25.4 Movements in options during the year

The following reconciles options outstanding at the beginning and end of the year:

	2021		2020	
	Number of options No.	Weighted average exercise price \$	Number of options No.	Weighted average exercise price \$
Balance at beginning of the year	76,294,583	0.410	82,034,583	0.410
Expired during the year	(4,000,000)	0.263	(6,490,000)	0.400
Granted during the year	-	-	750,000	0.300
Balance at end of year	72,294,583	0.418	76,294,583	0.410
Exercisable at end of year	72,294,583	0.418	76,294,583	0.410

25.5 Share options exercised during the year

No options were exercised during the year (2020: Nil).

25.6 Share options outstanding at the end of the year

Share options outstanding at the end of the year had a weighted average exercise price of \$0.418 (2020: \$0.410) and a weighted average remaining contractual life of 23 days (2020: 374 days).

25.7 Shares issued as share-based payments during the year

There were no shares issued as share based payments during the year (2020:Nil).

25. Share-based payments (cont'd)

25.8 Charlestown Performance Rights

On 18 March 2019, Zinc of Ireland NL held a General Meeting of Shareholders (“General Meeting”) where the Company sought and obtained shareholders approval for the grant of Performance Rights to Newexco Services Pty Ltd in consideration for the provision of Data pertaining to the Charlestown Project. The Company issued a total of 6 “Charlestown Performance Rights” to Newexco Services Pty Ltd. Each Performance Right can convert into, up to, 250,000 Securities of varying classes upon the achievement of the relevant Performance Milestone in connection with that class of Charlestown Performance Right. The principal terms of each Charlestown Performance Right are as follows:

Class	Performance Condition	Securities to be issued upon satisfaction of Performance Milestone	Theoretical Value
Charlestown Performance Right 1	A drill result of no less than 20 Metre Percent copper or Copper Equivalent on the Licences (“First Drill Result”)	250,000 unlisted options exercisable for \$0.30 each on or before 30 December 2021	\$1,655
Charlestown Performance Right 2	A second drill result no less than 100 horizontal metres from the First Drill Result, which includes an intersection of 2% copper or Copper Equivalent no less than 20 metres down hole length.	250,000 unlisted options exercisable for \$0.030 each on or before 30 December 2021	\$1,655
Charlestown Performance Right 3	A JORC Code compliant Inferred Mineral Resource of no less than 5 million tonnes at a grade of no less than 3% copper or 3% Copper Equivalent.	250,000 unlisted options exercisable for \$0.40 each on or before 30 December 2021	\$1,556
Charlestown Performance Right 4	A JORC Code compliant Indicated Mineral Resource of no less than 5 million tonnes at a grade of no less than 3% copper or 3% Copper Equivalent.	250,000 unlisted options exercisable for \$0.40 each on or before 30 December 2021	\$1,556
Charlestown Performance Right 5	A JORC Code compliant Inferred Mineral Resource of no less than 10 million tonnes at a grade of no less than 3% copper or 3% Copper Equivalent.	250,000 fully paid ordinary shares	\$2,500
Charlestown Performance Right 6	A JORC Code compliant Indicated Mineral Resource of no less than 10 million tonnes at a grade of no less than 3% copper or 3% Copper Equivalent.	250,000 fully paid ordinary shares	\$2,500

1. **“Copper Equivalent”** means the combined value of all economic metals in an intersection equated to their monetary value in \$US per tonne on the date that final assay results are received.
2. **“Metre Percent”** means the cumulative percentage content of a metal over a measured length expressed as the metal percentage of each sample multiplied by its length in metres summed over the entire intersection that is being considered.
3. **Example 1 - 20 Metre Percent Copper:** an intersection of 20 metres at 1 percent copper (i.e. 20 x 1%) will equate to 20 Metre Percent copper. 40 metres at 0.5% copper (i.e 40 x 0.5%) will also equate to 20 Metre Percent copper.
4. **Example 1 – 2% Copper Equivalent:** [Assumptions: Cu price - US\$6,290; Zn price – US\$2,654; Pb price – US\$2,006] an intersection of 20 metres at 0.7%Cu, 2.7%Zn and 0.5%Pb = 20 metres at 2% Copper Equivalent.

The theoretical value of each Performance Right has been calculated using the Black-Scholes pricing model.

25.9 Director Performance Rights

During the year ended 30 June 2021, there were no Performance Rights issued by Zinc of Ireland NL ("ZMI") to directors.

On 25 May 2021, the following class and number of Performance Rights lapsed due to the respective Performance Conditions not being met:

Director	Class C	Class D	Class E	Total
Thomas Corr	25,000	25,000	45,000	95,000
Total	25,000	25,000	45,000	95,000

The total value of the performance rights lapsed on expiry was \$90,700.

The total value expensed during the financial year with respect to performance rights was \$17,501 (2020: \$28,307)

The total value of the performance rights forfeited during the financial year was Nil (2020: \$35,524).

26. Approval of financial statements

The financial statements were approved by the board of directors and authorised for issue on 23 September 2021.

ASX Additional Information as at 10 September 2021

Ordinary share capital

ZMI 153,886,055 fully paid ordinary shares are held by 956 shareholders.

All issued ordinary shares carry one vote per share.

Options

ZMIOPT5 350,000 unlisted \$1.20 options expiring 30 Sept 2021 are held by 8 option holders. Unlisted option holders holding more than 20% are - Mr David Michael and Mr Matthew James Parker both owning 125,000 Options each or 35.71% respectively.

ZMIOPT10 250,000 unlisted \$0.20 options expiring 2 March 2023 are held by 1 option holder. Unlisted option holder holding more than 20% - Mr David Gregory Hope holds 100%.

ZMIOPT11 5,000,000 unlisted \$0.10 options expiring 9 September 2024 are held by 3 option holders. Unlisted option holders holding more than 20% - Nile Exploration Pty Ltd holds 3,000,000 options or 60% and TJA Assets Pty Ltd holds 1,100,000 options or 22% of options in this class.

ZMIOPT12 5,000,000 unlisted \$0.10 options expiring 9 September 2024 are held by 3 option holders. Unlisted option holders holding more than 20% - Nile Exploration Pty Ltd holds 3,000,000 options or 60% and TJA Assets Pty Ltd holds 1,100,000 options or 22% of options in this class.

Options do not carry a right to vote.

Performance Rights

6 Charlestown Performance Rights are held by 1 holder. Charlestown Performance Right holder holding more than 20% - Newexco Services Pty Ltd holds 100%.

ZMPR1 11,000,000 Performance rights which are held by three holders, ZMPR1 Performance Right holder holding more than 20% - Nile Exploration Pty Ltd <Nile Exploration Trust> holds 60%.

Performance Rights do not carry a right to vote.

Distribution of holdings

Category	Fully paid ordinary shares ZMI	Option Series 5 ZMIOPT5 ^(A)	Option Series 10 ZMIOPT10 ^(B)	Option Series 11 ZMOPT11 ^(C)	Option Series 12 ZMIOPT12 ^(D)
1 – 1,000	151	-	-	-	-
1,001 – 5,000	167	-	-	-	-
5,001 – 10,000	181	4	-	-	-
10,001 – 100,000	321	2	-	-	-
100,001 and over	136	2	1	3	3
Total	956	8	1	3	3

Holding less than a marketable parcel of Ordinary Shares based on a share price of \$0.052 - **453 holders**

^(A) Option Series 5 – Unlisted \$1.20 expiring 30 September 2021

^(B) Option Series 10 – Unlisted \$0.20 expiring 2 March 2023

^(C) Option Series 11 – Unlisted \$0.10 expiring 9 September 2024

^(D) Option Series 12 – Unlisted \$0.30 expiring 9 September 2024

Substantial shareholders

Holder Name	Number of Shares Held	% of Issued Capital
CITICORP NOMINEES PTY LIMITED	26,059,068	16.93%
DELPHI UNTERNEHMENSBERATUNG AKTIENGESELLSCHAFT	11,120,000	7.23%
BNP PARIBAS NOMS PTY LTD	7,980,000	5.19%

Restricted securities

The Company has no restricted securities on issue.

On-Market buy-back

There is no current on-market buy-back.

Twenty (20) largest shareholders – Fully paid ordinary shares

Holder Name	Holding	%
CITICORP NOMINEES PTY LIMITED	26,059,068	16.93%
DELPHI UNTERNEHMENSBERATUNG AKTIENGESELLSCHAFT	11,120,000	7.23%
BNP PARIBAS NOMS PTY LTD <DRP>	7,980,200	5.19%
Mr Thomas Francis Corr	6,228,788	4.05%
MIKADO CORPORATION PTY LTD <JFC SUPERANNUATION A/C>	5,352,020	3.48%
CROESUS MINING PTY LTD <STEINEPREIS SUPER FUND A/C>	4,559,633	2.96%
CROESUS MINING PTY LTD <THE SECOND SUPER FUND A/C>	3,889,927	2.53%
ST BARNABAS INVESTMENTS PTY LTD <THE MELVISTA FAMILY A/C>	3,044,135	1.98%
ARREDO PTY LTD	3,000,000	1.95%
NILE EXPLORATION PTY LTD <NILE EXPLORATION A/C>	3,000,000	1.95%
FLATHEAD DEVELOPMENTS PTY LTD <CP A/C>	2,970,902	1.93%
MR PATRICK JOHN CORR	2,765,000	1.80%
CHULU HOLDINGS PTY LTD <CHULU A/C>	2,100,000	1.36%
OCEANIC CAPITAL PTY LTD	2,063,206	1.34%
FUTURITY PRIVATE PTY LTD	2,043,022	1.33%
SHAH NOMINEES PTY LTD	2,000,000	1.30%
MRS REBECCA RENEE GRIFFITHS	1,875,000	1.22%
GREATCITY CORPORATION PTY LTD <RICHARD MONTI A/C>	1,807,233	1.17%
BNP PARIBAS NOMINEES PTY LTD ACF CLEARSTREAM	1,744,864	1.13%
HINDSIGHT PTY LTD <MACTIER FAMILY A/C>	1,650,000	1.07%
DORINCO PTY LTD	1,500,000	0.97%
STEVESAND HOLDINGS PTY LTD <FORMICA HORTICULTURAL A/C>	1,500,000	0.97%
Total	98,252,998	63.85%
Total Issued Capital (Ordinary Shares)	153,886,055	100.00%

Schedule of tenements held at balance sheet date

Location	Project Name	Tenement #	Ownership	Titleholder #
Ireland	Kildare	3846	100%	Raptor Resources
Ireland	Kildare	3866	100%	Raptor Resources
Ireland	Kildare	4069	100%	Raptor Resources
Ireland	Kildare	4070	100%	Raptor Resources
Ireland	Kildare	4072	100%	Raptor Resources
Ireland	Kildare	4073	100%	Raptor Resources
Ireland	Kildare	890	100%	Raptor Resources
Ireland	Charlestown	2981	100%	Beal Na Blath Resources Ltd
Ireland	Charlestown	2982	100%	Beal Na Blath Resources Ltd
Ireland	Charlestown	2523	100%	Beal Na Blath Resources Ltd
Ireland	Charlestown	1022	100%	Beal Na Blath Resources Ltd
Ireland	Charlestown	1562	100%	Beal Na Blath Resources Ltd
Ireland	Charlestown	3771	100%	Beal Na Blath Resources Ltd
Ireland	Charlestown	3772	100%	Beal Na Blath Resources Ltd
Ireland	Charlestown	3774	100%	Beal Na Blath Resources Ltd
Ireland	Charlestown	3887	100%	Beal Na Blath Resources Ltd
Ireland	Charlestown	3929	100%	Beal Na Blath Resources Ltd
Ireland	Charlestown	3930	100%	Beal Na Blath Resources Ltd
Ireland	Holycross	3318	100%	Centenary Resources
Ireland	Holycross	4035	100%	Centenary Resources
Ireland	Holycross	4510	100%	Centenary Resources
Ireland	Portarlington	1628	100%	Raptor Resources
Ireland	Portarlington	3648	100%	Raptor Resources
Ireland	Portarlington	3854	100%	Raptor Resources
Ireland	Portarlington	4067	100%	Raptor Resources
Ireland	Portarlington	4066	100%	Raptor Resources
Ireland	Portarlington	4065	100%	Raptor Resources
Ireland	Portarlington	3674	100%	Raptor Resources
Ireland	Portarlington	3662	100%	Raptor Resources
Ireland	Portarlington	3322	100%	Raptor Resources
Ireland	Portarlington	2748	100%	Raptor Resources
Ireland	Portarlington	2627	100%	Raptor Resources
Ireland	Portarlington	2474	100%	Raptor Resources
Ireland	Portarlington	1640	100%	Raptor Resources
Ireland	Portarlington	1641	100%	Raptor Resources
Ireland	Portarlington	2219	100%	Raptor Resources
Ireland	Portarlington	2512	100%	Raptor Resources
Ireland	Portarlington	2513	100%	Raptor Resources
Ireland	Portarlington	2516	100%	Raptor Resources
Ireland	Portarlington	3427	100%	Raptor Resources
Ireland	Portarlington	3649	100%	Raptor Resources

Ireland	Portarlinton	3675	100%	Raptor Resources
Ireland	Portarlinton	4071	100%	Raptor Resources
Ireland	Portarlinton	4356	100%	Raptor Resources
Ireland	Rapla	1652	100%	Raptor Resources
Ireland	Rapla	1653	100%	Raptor Resources
Ireland	Rapla	3312	100%	Raptor Resources
Ireland	Rapla	4041	100%	Raptor Resources
Ireland	Rapla	4042	100%	Raptor Resources
Ireland	Rapla	4048	100%	Raptor Resources
Ireland	Derrykearn	1650	100%	Raptor Resources
Ireland	Derrykearn	2625	100%	Raptor Resources
Ireland	Derrykearn	3158	100%	Raptor Resources
Ireland	Derrykearn	3160	100%	Raptor Resources
Ireland	Derrykearn	3263	100%	Raptor Resources
Ireland	Cashel	1575	100%	Raptor Resources
Ireland	Cashel	2026	100%	Raptor Resources
Ireland	Cashel	2027	100%	Raptor Resources
Ireland	Cashel	2604	100%	Raptor Resources
Ireland	Cashel	2717	100%	Raptor Resources
Ireland	Cashel	2718	100%	Raptor Resources
Ireland	Cashel	3316	100%	Raptor Resources
Ireland	Cashel	3317	100%	Raptor Resources
Ireland	Cashel	3319	100%	Raptor Resources
Ireland	Cashel	3320	100%	Raptor Resources
Ireland	Cashel	3358	100%	Raptor Resources
Ireland	Cashel	3421	100%	Raptor Resources
Ireland	Cashel	3689	100%	Raptor Resources
Ireland	Cashel	3827	100%	Raptor Resources
Ireland	Cashel	4112	100%	Raptor Resources
Ireland	Cashel	4113	100%	Raptor Resources
Ireland	Cashel	4114	100%	Raptor Resources
Ireland	Cashel	4116	100%	Raptor Resources
Ireland	Cashel	4117	100%	Raptor Resources
Ireland	Cashel	4118	100%	Raptor Resources
Ireland	Cashel	4480	100%	Raptor Resources
Ireland	Cashel	4481	100%	Raptor Resources
Ireland	Cashel	4482	100%	Raptor Resources
Ireland	Cashel	4483	100%	Raptor Resources

Beal na Blath Resources Ltd, Raptor Resources Ltd and Centenary Resources Limited are wholly-owned subsidiaries of Zinc Mines of Ireland Limited. Zinc Mines of Ireland Limited is a wholly-owned subsidiary of Zinc of Ireland NL (ZMI).