



BLACK ROCK
MINING LIMITED

ANNUAL FINANCIAL REPORT

FOR THE YEAR ENDED 30 JUNE 2021

02	CHIEF EXECUTIVE OFFICER'S REPORT
07	DIRECTORS' REPORT
19	AUDITOR'S INDEPENDENCE DECLARATION
20	CONSOLIDATED STATEMENT OF PROFIT OR LOSS AND OTHER COMPREHENSIVE INCOME
21	CONSOLIDATED STATEMENT OF FINANCIAL POSITION
22	CONSOLIDATED STATEMENT OF CHANGES IN EQUITY
23	CONSOLIDATED STATEMENT OF CASH FLOWS
24	NOTES TO THE CONSOLIDATED FINANCIAL STATEMENTS
46	DIRECTORS' DECLARATION
47	INDEPENDENT AUDITOR'S REPORT
51	ADDITIONAL ASX INFORMATION

BLACK ROCK MINING LIMITED
ABN: 59 094 551 336

CORPORATE DIRECTORY

DIRECTORS	Richard Crookes Non-Executive Chairman
	John de Vries Chief Executive Officer, Managing Director
	Ian Murray Non- Executive Director
	Gabriel Chiappini Non-Executive Director

COMPANY SECRETARY	Gabriel Chiappini
PRINCIPAL PLACE OF BUSINESS AND REGISTERED OFFICE	45 Ventnor Street, West Perth Western Australia, 6005 T: +61 (08) 9389 4415 F: +61 (08) 9389 4400 www.blackrockmining.com.au

AUDITOR	Deloitte Touche Tohmatsu Tower 2, Brookfield Place 123 St Georges Terrace Perth Western Australia, 6000 T: +61 (08) 9365 7000 F: +61 (08) 9365 7001
----------------	--

SHARE REGISTRY	Computershare Investor Services Pty Ltd Level 11, 172 St Georges Terrace Perth Western Australia, 6000 T: +61 1300 787 272 F: +61 (08) 9323 2033 E: web.queries@computershare.com.au
-----------------------	---

STOCK EXCHANGE LISTING	The Company's shares are quoted on the Australian Securities Exchange (ASX). The Home Exchange is Perth.
-------------------------------	--

ASX CODE	BKT – ordinary shares
-----------------	-----------------------

A SNAPSHOT
OF THE

MAHENGE
GRAPHITE
MINE

US\$1.2B

Post-tax, ungeared real NPV₁₀

US\$1,301/t

Basket graphite price
(net FOB)

45%

Post-tax, ungeared,
real IRR

US\$116M

Phase 1 development capex

350ktpa

Phase 4 output
(4Mtpa ROM)

83ktpa

Phase 1 output
(1Mtpa ROM)

US\$494/t

LOM All-In-Sustaining-Cost

95 - 99%+ TGC purity
59% +80 mesh, 41% -80

Concentrate product

SIMPLE OPEN PIT
MINE DEVELOPMENT
WITH OUTSTANDING
FORECAST RETURNS

26 years

Initial operating life

Following release of the Enhanced Definitive Feasibility Study (eDFS) on the Mahenge Graphite Project in July 2019 (see Black Rock ASX release dated 25 July 2019, *Mahenge Enhanced DFS with Executive Summary*), Black Rock confirms that it is not aware of any new data or information that materially affects the results of the eDFS. All financial forecasts, material assumptions and technical parameters, including in the estimation of Mineral Resources or Ore Reserves, underpinning the estimates in the eDFS continue to apply and have not materially changed. The estimated Ore Reserves and Mineral Resources underpinning the production and financial forecasts in the eDFS were prepared by Competent Persons in accordance with the requirements in Appendix 5A (JORC Code).

CHIEF EXECUTIVE OFFICER'S REPORT

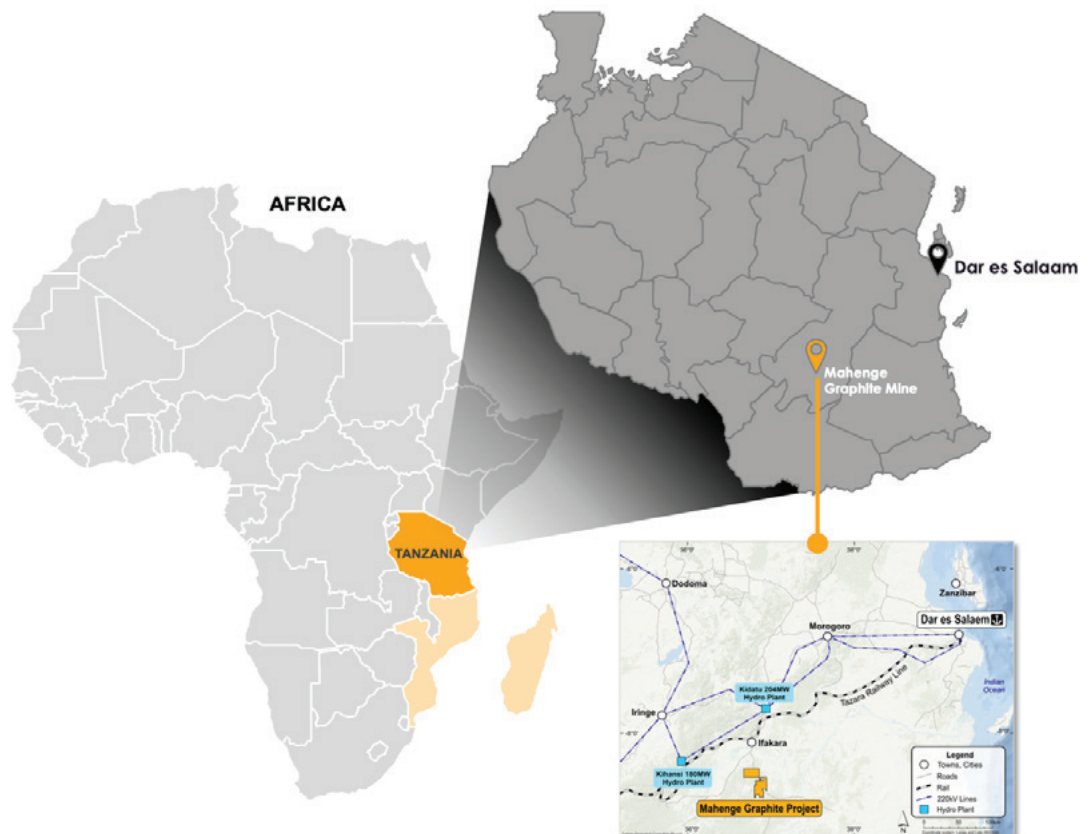
Mahenge Graphite Project The demand for Graphite is entering an unprecedented period as the world focuses on the production of minerals, to meet the growing demand for clean energy technologies. Decarbonisation of the planet, will put a spotlight on mining and ultimately those that will participate in the long term, will be climate-smart and be part of value chains that are sustainable and green.

Black Rock Mining's Mahenge Graphite Mine will be one of them.

Mahenge's 212 million tonne Mineral Resource makes it the 4th largest graphite resource in the world¹. Its green credentials are driven by geology and geography, which is hard to replicate. Favourable geology sees that the Graphite Resource has very low impurities which means it can produce very high purity (up to 99% TGC¹), without the need for typical acid interference. In fact, the Mahenge Graphite concentrate is processed using a conventional water-based flotation method.

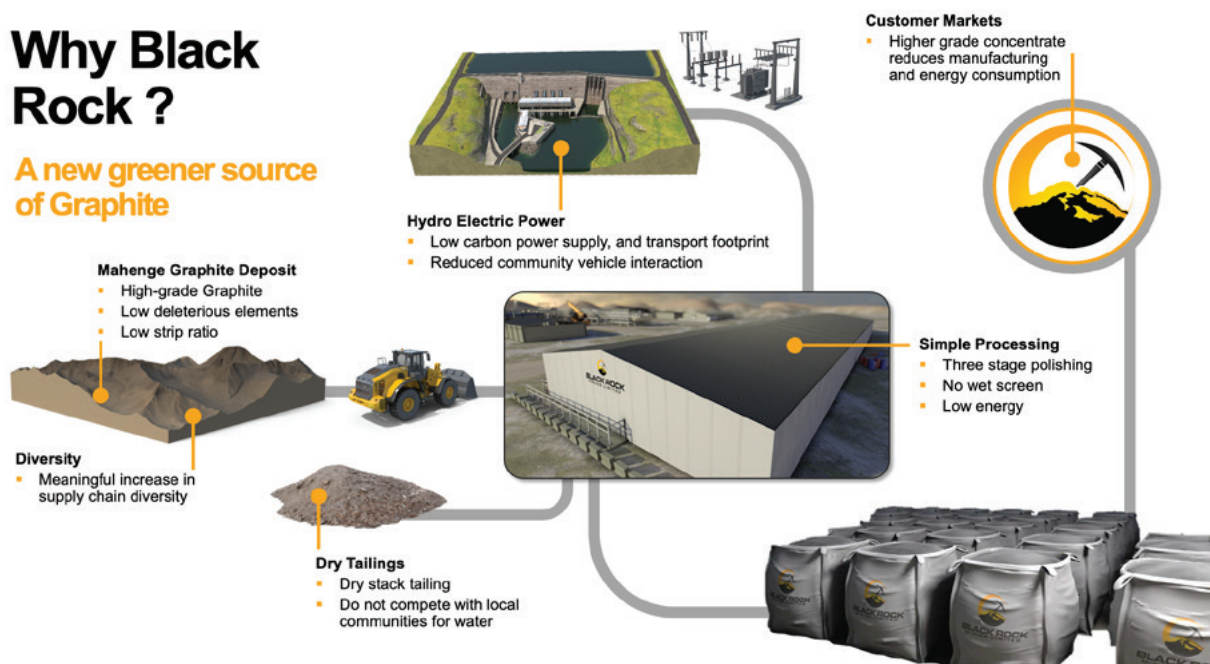
The mine is supported by good access to key infrastructure. The geography delivers Grid Power, Rail, Airstrip, Water and Tailings disposal (dry stack) logistics advantages with processing through Dar es Salaam high volume container port.

¹ Refer ASX Announcement 25th July 2019 - Mahenge DFS Enhanced with Summary



Why Black Rock ?

A new greener source of Graphite



Partners and Customers

The Company's strategy has been clear from our inception in terms of how and where we intend to participate in the global Graphite supply chain. We are solely upstream focused, and this means that we are miners. "We mine, they make" – I've used this term extensively to demonstrate this strategy.

Once mined, Graphite is processed over several steps before it makes its way into the hands of manufacturers who can take the processed material and "make" products. These products will have a significant contribution to a cleaner future. Graphite is used in many applications from electric vehicles to fire-proof building cladding. The well established downstream infrastructure and supply chains that make these products are highly capital intensive and bespoke. Our decision to play in the upstream space is underpinned by the geological and geographical advantages of Mahenge – in other words, the Mahenge Graphite Mine stands up on its own as a low cost, high margin operation. Black Rock Mining does not need a downstream operation to work.

With our focus on the "mine", the quality of downstream partners and customers is therefore critical to our business model. Over the year, we have developed our strategic

alliance with Korea's POSCO Group ("POSCO"), one of the world's largest producers of battery anode material and a major participant in the global Lithium-ion Battery industry. The Company completed detailed due diligence work, regulatory approvals, supply chain testing, and extensive qualification activities including commercial-scale pilot plant sampling and product quality assurance. This culminated in POSCO completing the US\$7.5m, 15% equity investment in Black Rock Mining, with POSCO now being both a cornerstone commercial customer and shareholder. Importantly, commercial and technical qualification with POSCO, represents absolute validation that Black Rock Mining has a real product to sell, into a real customer market, which is supported by a price deck that reconciles with our project economics. Positive discussions continue with respect to POSCO providing a prepayment financing facility of up to US\$20m.

Graphite is used in many applications from electric vehicles to fire-proof building cladding. The well established downstream infrastructure and supply chains that make these products are highly capital intensive and bespoke.

Global Graphite Production

Tanzania set to become a meaningful producer of graphite into the growing global market



With a market validated product, Black Rock Mining commenced the process to begin migrating existing customer offtake commitments to a binding status. Following the end of the period, the Company confirmed two of its existing five offtake commitments with Taihe Soar (Dalian) Supply Chain Management ("Taihe Soar") and Qingdao Yujinxi New Material Co Ltd ("New Materials"), were successfully converted to binding term sheets, for the supply of large flake concentrate (>+100 mesh) and remain subject to both parties satisfying certain conditions precedent.

Critically, the new offtake agreements include a prepayment component, and are price indexed to visible published indices, RefWin and ICCSino.

Mahenge's green footprint has been well documented, and with that, the Company extended its sustainability responsibility to include the whole of supply chain with our downstream partners. Black Rock Mining entered into a Memorandum of Understanding ("MOU") with Urbix, Inc ("Urbix"), a US based Clean Tech and Advanced Materials Company

specialising in the innovative and sustainable processing technologies for Graphite. Currently, all of the world's Graphite processing into battery anode material occurs in China using traditional Hydrofluoric Acid ("HF") methods with associated high power consumption. Urbix methods instead use a patented technique to process Graphite into battery anode material without HF, and ultimately the output delivers a significantly higher product yield (70%-80% versus current industry standard of 35%), which represents a significant advantage to Black Rock Mining and its downstream customers.

Black Rock Mining holds the view that there is little value in sending our Graphite concentrate down the supply chain to make batteries that go into electric vehicles, if the process to do that is not as green as the intended benefit that electrification of transport represents. This is why the partnership with Urbix is so important in delivering significant environmental and economic benefits to our stakeholders and that of all stakeholders across the whole battery anode supply chain. This marks our desire to further differentiate our supply chain from competing brands.



500 TONNE MAHENGE BULK SAMPLES ARRIVE FOR POSCO SUPPLY CHAIN QUALIFICATION TEST WORKS



LEFT RAP - PUBLIC MEETING TO SENSITISE LOCAL COMMUNITIES ON RESETTLEMENT PROCESS

BELOW RAP - FIELD OFFICERS ASSISTING WITH NATIONAL ID REGISTRATION



Tanzanian Activities

Black Rock Mining continues to progress positive discussions with the Government of Tanzania on the mechanics of implementing a Framework Agreement on Free Carried Interest (“FCI”) provisions of the 2017 Mining Act. We see this as a critical step as part of our commitment to the people of Tanzania to demonstrate confidence that the benefits from Mahenge will flow through to the economy and local communities, but also for increased confidence for all stakeholders that have and continue to support the Company. Good progress is being made where I remain confident that a timely and appropriate resolution will be delivered which will allow the Company to derisk the project and progress towards making a final investment decision and ultimately commence development of the Mahenge Graphite Project.

Black Rock Mining noted during the year that the clarity provided by published regulations announced by the Government of Tanzania concerning graphite concentrate exports (Notice 687 of 2020 “The Mining (Value Addition) Regulations, 2020), confirms Black Rock Mining’s Definitive Feasibility Study view that Mahenge graphite concentrate is suitable for export. Black Rock Mining has demonstrated in two independent pilot plant operations that Mahenge can produce graphite

concentrate at grades of up to 98% Carbon by LOI, easily meeting the minimum graphite concentration of 65% total graphitic carbon set by the regulations².

Following the completion of field activities, Black Rock Mining received approval from the Chief Government Valuer’s office for its Resettlement Action Plan (“RAP”)³. An important endorsement of our social licence and recognition of the positive community consultation and approach undertaken by our local partners and Mahenge Resources Limited, the Company’s Tanzanian subsidiary.

In anticipation of commencement of onsite activities, the Company has commenced a front end loading process for resettlement of affected persons impacted by the project development. At this stage, the process is one of change management with compensation and physical resettlement commencing only after a FCI Framework Agreement with the Government of Tanzania and a final investment decision has been reached.

² Refer ASX Announcement 15th September 2020 - Black Rock meets Tanzanian Graphite Export Regulation


³ Refer ASX Announcement 28th October 2020 - September 2020 Quarterly Activities Report



ABOVE RAP - PUBLIC PROCESS ENCOURAGES COMMUNITY PARTICIPATION IN DEVELOPING HOW RESETTLEMENT WILL OCCUR



LEFT RAP – FIELD OFFICERS SUPPORT COMMUNITY TO MAP LAND USE AS PART OF COMPENSATION DETERMINATION



Corporate

During the year, Black Rock Mining managed its balance sheet and capital structure sensibly raising A\$3.65M via a placement and entitlement offer, ahead of securing the US\$7.5M (A\$9.7M) equity investment by POSCO. The Company is well funded heading into FY22, with A\$11.3M cash at bank as at 30 June 2021.

Black Rock Mining also maintained its prudent view on operating expenditure during the year, with the continued deferral of remuneration for all Directors, staff and Full Time Equivalent contractors by 75%, following a progressive adoption of 50% in November 2019, and a further 25% in April 2020⁴. Following funding by POSCO the austerity measures were tapered off.

At the back end of the year, the Company began to transition its focus towards construction of the Mahenge Graphite Mine,

and in doing so appointed highly experienced project manager, Mr Daniel Pantany, as General Manager, Engineering & Technical. Already, this is proving important as we prepare to make a final investment decision and consequently scale up our project development execution, and planning for commissioning and ramp up.

Finally, I would also like to take this opportunity to thank you, our loyal and growing number of shareholders, for your continued support. I believe that we are at the junction of a very rewarding journey, not just for stakeholder value, but importantly as substantial participants as part of the global transition to a low carbon future.

John de Vries

CHIEF EXECUTIVE OFFICER

I believe that we are at the junction of a very rewarding journey, not just for stakeholder value, but importantly as substantial participants as part of the global transition to a low carbon future.

⁴ Refer ASX Announcement 30th April 2020 – March 2020 Quarterly Activities Report

* Global Production Supply 2019 (U.S. Geological Survey, Mineral Commodity Summaries, January 2020). Black Rock's Mahenge Graphite mine share is based on planned annual 85,000 tonne versus estimated global production output in 2024 of 2.325 Mt (Estimate from Benchmark Mineral Intelligence Q4 2018).

The Directors of Black Rock Mining Limited (“Company” or “Black Rock Mining”) submit herewith the annual report of the Company and its subsidiary entities (“Consolidated Entity”) for the financial year ended 30 June 2021. In order to comply with the provisions of the *Corporations Act 2001*, the Directors Report as follows:

INFORMATION ABOUT THE DIRECTORS

The names and details of the Directors of Black Rock Mining during the financial year are:

NAME	PARTICULARS																		
<p>Richard Crookes <i>Non-Executive Chairman</i></p>	<p>Mr Crookes has over 30 years’ experience in the resources and investments industries. He is a geologist by training having worked in the industry most recently as the Chief Geologist and Mining Manager of Ernest Henry Mining in Australia (now Glencore). Mr Crookes was most recently an Investment Director at EMR Capital and prior to that he was an Executive Director in Macquarie Bank’s Metals Energy Capital (MEC) division where he managed all aspects of the Bank’s principal investments in mining and metals companies as well as the origination of numerous project finance transactions. Mr Crookes has extensive experience in deal origination, evaluation, structuring, and completing investment entry and exits for both private and public resource companies in Australia and overseas, as well as execution of Project Finance transactions in Africa.</p> <p>Mr Crookes is a member of both the Audit and Remuneration Committees.</p> <p>Mr Crookes held directorships with the following listed Companies in the three years immediately prior to the date of this report.</p> <table border="1"> <thead> <tr> <th>NAME</th> <th>DATE APPOINTED</th> <th>DATE RESIGNED</th> </tr> </thead> <tbody> <tr> <td>Highfield Resources Ltd</td> <td>April 2013</td> <td>Current</td> </tr> <tr> <td>Lithium Power International Ltd</td> <td>November 2018</td> <td>Current</td> </tr> <tr> <td>Barton Gold Holdings Ltd</td> <td>February 2021</td> <td>Current</td> </tr> </tbody> </table>	NAME	DATE APPOINTED	DATE RESIGNED	Highfield Resources Ltd	April 2013	Current	Lithium Power International Ltd	November 2018	Current	Barton Gold Holdings Ltd	February 2021	Current						
NAME	DATE APPOINTED	DATE RESIGNED																	
Highfield Resources Ltd	April 2013	Current																	
Lithium Power International Ltd	November 2018	Current																	
Barton Gold Holdings Ltd	February 2021	Current																	
<p>Ian Murray <i>Non-Executive Director</i></p>	<p>Mr Murray is a Non-Executive Director of Black Rock Mining. Mr Murray graduated with a Bachelor of Commerce (BCom) in 1987 from the University of Cape Town, a fellow of the Institute of Chartered Accountants of Australia and New Zealand, and is a member of the Australian Institute of Company Directors. He has held senior management positions for Companies such as KPMG, Price Waterhouse, Bioclones, DRDGold, and Gold Road Resources. More recently, as Chief Executive Officer and Managing Director, he successfully delivered Gold Road Resources’ (ASX:GOR) Gruyere Project, and has significant African experience through DRDGold.</p> <p>Mr Murray is a member of the Audit Committee and Chair of the Remuneration Committee.</p> <p>Mr Murray held directorships with the following listed Companies in the three years immediately prior to the date of this report.</p> <table border="1"> <thead> <tr> <th>NAME</th> <th>DATE APPOINTED</th> <th>DATE RESIGNED</th> </tr> </thead> <tbody> <tr> <td>Gold Road Resources Ltd</td> <td>October 2007</td> <td>January 2019</td> </tr> <tr> <td>Gascoyne Resources Ltd</td> <td>October 2018</td> <td>October 2018</td> </tr> <tr> <td>Matador Mining Ltd</td> <td>May 2020</td> <td>Current</td> </tr> <tr> <td>Geopacific Resources Ltd</td> <td>September 2019</td> <td>Current</td> </tr> <tr> <td>Todd River Resources Ltd</td> <td>September 2020</td> <td>Current</td> </tr> </tbody> </table>	NAME	DATE APPOINTED	DATE RESIGNED	Gold Road Resources Ltd	October 2007	January 2019	Gascoyne Resources Ltd	October 2018	October 2018	Matador Mining Ltd	May 2020	Current	Geopacific Resources Ltd	September 2019	Current	Todd River Resources Ltd	September 2020	Current
NAME	DATE APPOINTED	DATE RESIGNED																	
Gold Road Resources Ltd	October 2007	January 2019																	
Gascoyne Resources Ltd	October 2018	October 2018																	
Matador Mining Ltd	May 2020	Current																	
Geopacific Resources Ltd	September 2019	Current																	
Todd River Resources Ltd	September 2020	Current																	
<p>John de Vries <i>Managing Director CEO</i></p>	<p>Mr de Vries has over 30 years’ experience in the mining industry. He started his career in 1984 working for WMC Resources and held operational roles such as Underground Manager, Senior Mining Engineer and Manager Mining. In 1998, he moved to AMC Consultants to become a Principal Mining Engineer responsible for Mine Optimisation. In 2003, he joined Orica Mining Services as Global Business Manager, Advanced Mining Solutions, before moving to BHP Billiton in 2007 as the Manager Strategic Mine Planning.</p> <p>Most recently from 2011 to 2015, he was General Manager Technical Services for St Barbara. After his success with St Barbara, Mr de Vries took an 18-month sabbatical before joining Black Rock Mining.</p> <p>Mr de Vries holds a Bachelor of Engineering, Mining, a Master of Science in Mineral Economics, a Graduate Diploma in Economic Geology, a Graduate Diploma in Financial Markets and is Advisory Committee Member-Mining of MRIWA. Mr de Vries holds a WA First Class Mine Managers Certificate of Competency. He is a member of the AusIMM, a fellow of FINSIA and a member of SME.</p> <p>Mr de Vries does not currently hold any other directorships, nor has he in the past three years.</p>																		

INFORMATION ABOUT THE DIRECTORS - CONTINUED

NAME	PARTICULARS																					
Gabriel Chiappini <i>Non-Executive Director and Company Secretary</i>	<p>Mr Chiappini is an experienced ASX director and has been active in the capital markets for 18 years. Mr Chiappini has assisted in raising in excess of AUD \$400m in funding and has provided investment and divestment guidance to a number of Companies. Mr Chiappini specialises in start-up Companies and assists Companies with their growth and strategic direction. Mr Chiappini is a member of the Australian Institute of Company Directors and Chartered Accountants Australia & New Zealand.</p> <p>Mr Chiappini is Chair of the Audit Committee and a member of the Remuneration Committee. Mr Chiappini held directorships with the following listed Companies in the 3 year immediately prior to the date of this report.</p> <table border="1"> <thead> <tr> <th>NAME</th> <th>DATE APPOINTED</th> <th>DATE RESIGNED</th> </tr> </thead> <tbody> <tr> <td>Invictus Energy Limited</td> <td>August 2015</td> <td>Current</td> </tr> <tr> <td>Eneabba Gas Limited</td> <td>September 2016</td> <td>April 2021</td> </tr> <tr> <td>FBR Limited:</td> <td></td> <td></td> </tr> <tr> <td>- Non-Executive Director</td> <td>December 2011</td> <td>August 2018</td> </tr> <tr> <td>- Non-Executive Chairman</td> <td>March 2012</td> <td>November 2015</td> </tr> <tr> <td>Gefen International A.I. Ltd</td> <td>July 2021</td> <td>Current</td> </tr> </tbody> </table>	NAME	DATE APPOINTED	DATE RESIGNED	Invictus Energy Limited	August 2015	Current	Eneabba Gas Limited	September 2016	April 2021	FBR Limited:			- Non-Executive Director	December 2011	August 2018	- Non-Executive Chairman	March 2012	November 2015	Gefen International A.I. Ltd	July 2021	Current
NAME	DATE APPOINTED	DATE RESIGNED																				
Invictus Energy Limited	August 2015	Current																				
Eneabba Gas Limited	September 2016	April 2021																				
FBR Limited:																						
- Non-Executive Director	December 2011	August 2018																				
- Non-Executive Chairman	March 2012	November 2015																				
Gefen International A.I. Ltd	July 2021	Current																				

The above-named Directors held office during the whole of the financial year and since the end of the financial year

INFORMATION ABOUT COMPANY SECRETARY

Gabriel Chiappini Refer above for an overview of Mr Chiappini's experience and expertise.

PRINCIPAL ACTIVITIES

Black Rock Mining is an Australian-based Company listed on the Australian Securities Exchange. The Company owns the Mahenge Graphite Project in the Mahenge region of Tanzania.

The Company reported a JORC compliant Mineral Resource Estimate of 211.9m tonnes at 7.8% TGC for 16.6m tonnes of contained Graphite, making this one of the largest JORC compliant flake graphite Mineral Resource Estimates globally.

Over 50% of the Mineral Resource is in the Measured and Indicated categories. In October 2017, Black Rock Mining announced results of a Definitive Feasibility Study ("DFS"). The study confirms Mahenge's potential as a long-life, low capex, high margin operation. In July 2019 the Company issued an enhanced DFS ("eDFS") with the addition of a fourth production module.

The Company has proceeded with permitting and was granted Environmental Impact Assessment Certificate, Reg No. EC/EIA/2018/0352 in August 2018. Mining licenses ML 611/2019 and ML612/2019 were granted in February 2019.

The eDFS estimated a post-tax, unlevered, Internal Rate of Return ("IRR") for the Project of 44.8%; and a Net Present Value ("NPV") using a discount rate of 10% ("NPV10") of US\$1.2bn. Black Rock Mining confirms, the key assumptions used in the eDFS have not materially changed and that the material assumptions continue to apply for the optimised study released in July 2019.

Black Rock Mining confirms that it's eDFS has allowed for the proposed Tanzanian legislative changes relating to 16% free carry position of the Tanzanian Government and the royalty rate increasing to 4.3%. Black Rock Mining has commenced a structured financing process to identify and deploy funds for development the Mahenge Graphite Project. In June 2021, POSCO completed its US\$7.5M (A\$9.7M) strategic investment in the Company through the issue of 126,020,001 shares for a 15% strategic investment in Black Rock Mining. Subject to POSCO maintaining a minimum 10% equity interest in Black Rock Mining, POSCO has the right to nominate a Director to the board of Black Rock Mining.

For further information on the Company's development pathway, please refer to the Company's website at the following link: <http://www.blackrockmining.com.au>.

REVIEW AND RESULTS OF OPERATIONS AND ACTIVITIES

Results of Operations

The consolidated loss after tax for the year ended 30 June 2021 was \$2,850,250 (2020: \$3,387,285).

Principal activities during the year included:

- Ongoing discussion with the Government of Tanzania regarding Free Carried Interest agreement
- Chief Government Valuer's office approved Black Rock Mining's Resettlement Action Plan
- Tanzanian Investment Bank commenced due diligence on possible funding of the Mahenge Graphite Project
- Black Rock Mining meeting the Tanzanian Export regulations
- Completed an entitlement offer in August 2020 grossing A\$1.65M and a placement in October 2020 grossing A\$2M
- POSCO Strategic Alliance & Development Relationship advanced
- POSCO successfully completed due diligence activities
- Mahenge Graphite was able to meet POSCO's battery grade anode specification
- POSCO invested US\$7.5m (A\$9.7M) acquiring a 15% stake in Black Rock Mining
- Negotiations commenced with POSCO for an Offtake & Prepayment Agreement
- Mr Daniel Pantany was appointed as General Manager, Engineering & Technical

Impact of COVID-19

The COVID-19 outbreak and the subsequent quarantine measures imposed by the Australian and other governments, and related travel and trade restrictions have caused disruption to businesses and resulted in significant global economic impacts. As at 30 June 2021, these impacts have not had a significant effect on the Group's financial results or operations. However, as the impact of COVID-19 continues to evolve, including changes in government policy and business reactions thereto, if our staff are unable to work or travel due to illness or government restrictions, we may be forced to reduce or suspend our exploration and potential development activities. In addition, as the COVID-19 pandemic and mitigation measures have also negatively impacted global economic conditions, this, in turn, could adversely affect our business in the future. Due to the continually evolving nature of COVID-19 the Directors cannot reasonably estimate the effects that the COVID-19 pandemic could have on future periods and believes that any disturbance may be temporary. However, there is uncertainty about the length and potential impact of any resultant disturbance. As a result, we are unable to estimate the potential impact on the Group's future operations as at the date of these Financial Statements.

Corporate and Financial Position

Consolidated net assets at year-end were \$33,163,048 against \$22,718,912 at the close of the prior year. Total cash held at year-end was \$11,298,422 (2020: \$722,097).

DIVIDENDS

No dividend has been paid since the end of the previous financial year and no dividend is recommended for the current year.

CHANGES IN THE STATE OF AFFAIRS

Other than the above, there have not been any significant changes in the State of Affairs of the Company. Black Rock Mining remains focused on developing its Mahenge Graphite Project in Tanzania ("Project"). The Company is progressing towards the development phase, finalising negotiations with the Government of Tanzania on the Free Carried Interest and securing financing for the Project.

SUBSEQUENT EVENTS

Other than the below, the Directors are not aware of any matter or circumstance that has significant or may significantly affect the operation of the Company or the results of those operations, or the state of affairs of the Company in subsequent financial years.

- On 1 July 2021 Black Rock Mining announced that it had signed a Memorandum of Understanding with United States based Clean Tech Graphite Processing Company Urbix, Inc for an innovative supply chain partnership collaboration on battery anode processing.
- On 13 August 2021 Black Rock Mining announced that new Binding Term Sheets for Offtake had been agreed with the Company's existing Offtake customers, Taihe Soar (Dalian) Supply Chain Management and Qingdao Yujinxi New Material Co Ltd. The binding agreements are for the supply of large flake graphite concentrate and remain subject to both parties satisfying certain conditions precedent.

FUTURE DEVELOPMENTS

Black Rock Mining remains focused on developing its Mahenge Graphite Project in Tanzania. Subject to the Board of Black Rock Mining making a final investment decision, the Company will move into its development phase and looks forward to executing on its strategy to develop and bring Mahenge into production and in parallel, penetrate the battery materials supply chain.

ENVIRONMENTAL REGULATION AND PERFORMANCE

The exploration activities of entities in the Consolidated Entity are subject to environmental regulations imposed by various regulatory authorities, particularly those relating to ground disturbance and the protection of rare and endangered flora and fauna.

Entities in the Consolidated Entity have complied with all environmental requirements up to the date of this report.

SHARE OPTIONS

Share options granted to Directors

During the year 11,000,000 share options were granted to the Directors of the Company. For further details, refer to the table included in the remuneration report below.

Share options on issue

The details of the options on issue as at the date of this report are as follows:

ISSUING ENTITY	NUMBER OF SHARES UNDER OPTION	CLASS OF SHARES	EXERCISE PRICE OF OPTION	EXPIRY DATE OF OPTIONS
Black Rock Mining Ltd	13,000,000	Ordinary	\$0.100	7-Nov-21
Black Rock Mining Ltd	5,000,000	Ordinary	\$0.200	14-Mar-21
Black Rock Mining Ltd	3,000,000	Ordinary	\$0.100	18-Dec-21
Black Rock Mining Ltd	1,000,000	Ordinary	\$0.100	31-Oct-21
Black Rock Mining Ltd	3,000,000	Ordinary	\$0.150	18-Nov-22
Black Rock Mining Ltd	9,200,000	Ordinary	\$0.150	28-Oct-22
Black Rock Mining Ltd	34,054,520	Ordinary	\$0.084	10-Aug-23
Black Rock Mining Ltd	5,000,000	Ordinary	\$0.079	4-Nov-23
Black Rock Mining Ltd	11,000,000	Ordinary	\$0.116	21-Dec-23
Black Rock Mining Ltd	1,000,000	Ordinary	\$0.116	24-Jan-24
Black Rock Mining Ltd	1,500,000	Ordinary	\$0.224	1-Jul-24
Black Rock Mining Ltd	1,500,000	Ordinary	\$0.200	1-Jun-24
	88,254,520			

Option holders do not have any right by virtue of the option to participate in any share issue of the Company or any related body corporate.

PERFORMANCE RIGHTS

Performance rights granted to Directors

During and since the end of the financial year, no new performance rights were granted to Directors of the Company.

Performance rights on issue

As at the date of this report, no performance rights are on issue.

INFORMATION ABOUT THE DIRECTORS

The following table sets out each Director's relevant interest in shares or options over shares of the Company as at the date of this report:

DIRECTOR		NUMBER	EXPIRY DATE	EXERCISE PRICE
Richard Crookes	- Ordinary shares	3,766,150		
	- Unlisted Options	213,079	10-Aug-23	\$0.084
	- Unlisted Options	2,000,000	21-Dec-23	\$0.116
	- Unlisted Options	2,400,000	28-Oct-22	\$0.150
	- Unlisted Options	2,500,000	7-Nov-21	\$0.100
John de Vries	- Ordinary shares	5,460,078		
	- Unlisted Options	252,121	10-Aug-23	\$0.084
	- Unlisted Options	5,000,000	21-Dec-23	\$0.116
	- Unlisted Options	3,600,000	28-Oct-22	\$0.150
	- Unlisted Options	5,000,000	7-Nov-21	\$0.100
Ian Murray	- Ordinary shares	6,716,062		
	- Unlisted Options	362,151	10-Aug-23	\$0.084
	- Unlisted Options	2,000,000	21-Dec-23	\$0.116
	- Unlisted Options	3,000,000	18-Nov-22	\$0.150
	- Unlisted Options	1,600,000	29-Oct-22	\$0.150
Gabriel Chiappini	- Ordinary shares	8,504,807		
	- Unlisted Options	424,555	10-Aug-23	\$0.084
	- Unlisted Options	2,000,000	21-Dec-23	\$0.116
	- Unlisted Options	2,500,000	7-Nov-21	\$0.100
	- Unlisted Options	1,600,000	28-Oct-22	\$0.150

INDEMNIFICATION OF OFFICERS

The Company gave indemnity and held the following liability cover in place during the course of the financial year:

1. Agreements to indemnify Mr Richard Crookes (Non-Executive Chairman), Mr John de Vries (Managing Director), Mr Gabriel Chiappini (Non-Executive Director) and Mr Ian Murray (Non-Executive Director), in respect of any liabilities incurred by them while acting in the normal course of business as a Director of the Group and to insure them against certain risks they are exposed to as Directors of the Company.
2. Pursuant to the above, the Company has paid premiums to insure the Directors and executive management against liabilities incurred in the conduct of the business of the Company and has provided right of access to the Company records.
3. In accordance with common commercial practice, the insurance policy prohibits disclosure of the premium and the nature of the liability insured against.

The Company has not provided any insurance for an Auditor of the Company.

DIRECTORS' MEETINGS

The following table sets out the number of Directors' meetings (including meetings of committees of Directors) held during the financial year and the number of meetings attended by each Director (while they were Director or committee member). During the financial year 7 Board meetings were held:

DIRECTOR	NUMBER ELIGIBLE TO ATTEND	NUMBER ATTENDED
Richard Crookes	7	7
Ian Murray	7	7
John de Vries	7	7
Gabriel Chiappini	7	7

NON-AUDIT SERVICES

During the year no non-audit services were provided by the Auditor (or by another person or firm on the Auditors behalf).

AUDITOR'S INDEPENDENCE DECLARATION

The Auditor's independence declaration is included after this report.

PROCEEDINGS ON BEHALF OF THE COMPANY

No person has applied for leave of Court to bring proceedings on behalf of the Company or intervene in any proceedings to which the Company is a party for the purpose of taking responsibility on behalf of the Company for all or any part of those proceedings. The Company was not party to any such proceedings during the year.

REMUNERATION REPORT (audited)

This remuneration report, which forms part of the Directors' report, sets out information about the remuneration of Black Rock Mining's key management personnel for the financial year ended 30 June 2021. The term 'key management personnel' refers to those persons having authority and responsibility for planning, directing and controlling the activities of the Consolidated Entity, directly or indirectly, including any Director (whether executive or otherwise) of the Consolidated Entity. The prescribed details for each person covered by this report are detailed below under the following headings:

- key management personnel
- remuneration policy
- relationship between the remuneration policy and Company performance
- remuneration of key management personnel
- key terms of employment contracts
- other information

Key management personnel

The key management personnel of the Consolidated Entity during or since the end of the financial year were:

Richard Crookes	Non-Executive Chairman	Appointed 16 October 2017
Ian Murray	Non-Executive Director	Appointed 2 May 2019
John de Vries	Chief Executive Officer & Managing Director	Appointed 16 March 2017
Gabriel Chiappini	Non-Executive Director & Company Secretary	Appointed 21 March 2012 Appointed 12 July 2013

Remuneration policy

The Board of Directors is responsible for determining and reviewing compensation arrangements for Directors and the executive team. The Board assesses the appropriateness of the nature of the amount of remuneration of such officers on a periodic basis by reference to relevant employment market conditions with the overall objective of ensuring maximum stakeholder benefit from the retention of a high-quality Board and executive team and that each staff member's remuneration package properly reflects that person's duties and responsibilities.

The Board may, however, exercise its discretion in relation to approving incentive bonuses, options and performance rights.

REMUNERATION REPORT (audited) - CONTINUED

Elements of Director and executive remuneration

Remuneration packages contain the following key elements:

- Short term benefits – salaries / fees
- Annual leave benefits
- Post-employment benefits – superannuation
- Share based payments

No non-monetary short-term benefits, prescribed retirement benefits or other post-employment benefits were paid. The following table discloses the remuneration of the Directors and executives of the Company:

2021	SHORT TERM EMPLOYEE BENEFITS - SALARY AND FEES	OTHER	POST EMPLOYMENT BENEFITS - SUPERANNUATION	SHARE BASED PAYMENT (SHARES) (ii)	SHARE BASED PAYMENT (OPTIONS)	TOTAL	% LINKED TO PERFORMANCE
	\$		\$		\$	\$	
Richard Crookes	52,083	-	9,500	47,917	74,665	184,165	-
Ian Murray	34,375	-	6,270	31,625	85,309	157,579	-
John de Vries	238,637	21,900 (i)	28,500	61,363	170,660	521,060	-
Gabriel Chiappini	31,226	22,000 (iii)	-	41,044	69,920	164,190	-
	356,321	43,900	44,270	181,949	400,554	1,026,994	-

(i) Annual leave benefits.

(ii) From the period 1 July 2020 to 30 April 2021, in response to the COVID-19 pandemic, the Directors of Black Rock Mining agreed to defer a portion of their fees and be issued with shares in lieu of fees.

(iii) Out of scope consultancy services provided during the financial year.

2020	SHORT TERM EMPLOYEE BENEFITS - SALARY AND FEES	OTHER (i)	POST EMPLOYMENT BENEFITS - SUPERANNUATION	SHARE BASED PAYMENT (SHARES)	SHARE BASED PAYMENT (OPTIONS)	TOTAL	% LINKED TO PERFORMANCE
	\$		\$		\$	\$	
Richard Crookes	100,000	-	9,500	-	56,303	165,803	-
Ian Murray	66,000	-	6,270	-	68,828	141,098	-
John de Vries	303,500	27,375	25,000	-	84,130	440,005	-
Gabriel Chiappini	72,270	-	-	-	56,084	128,354	-
	541,770	27,375	40,770	-	265,345	875,260	-

(i) Annual leave benefits earned during the year

From the period 1 April 2020 to 30 June 2020, in response to the COVID-19 pandemic, the Directors of Black Rock Mining agreed to defer a portion of their fees. Refer to the section titled "Amounts owing to Directors" below for a summary of the amounts owing to each Director at the end of financial year.

REMUNERATION REPORT (audited) - CONTINUED

Amounts owing to Directors

During the June 2020 financial year, in response to the COVID pandemic, the Directors of Black Rock Mining agreed to defer a portion of their fees. Below is a summary of the amounts owing at the end of the financial year.

	2021	2020
	\$	\$
Richard Crookes	-	36,500
Ian Murray	-	24,090
John de Vries	-	105,192
Gabriel Chiappini	-	30,815
	-	196,597

Key Terms of Employment Contracts

The Directors and executive are employed under contracts, which have no fixed term.

The contract binding the Managing Director may be terminated by the individual or the Board by giving three months' notice in writing to terminate the Employment Agreement under which his services are contracted.

The Non-Executive Directors are bound by letter of appointments. The contract of the Non-Executive Director may be terminated at any time by them by notice in writing or by shareholders acting by majority vote.

Managing Director and Chief Executive Officer Employment Contract

Effective 10 September 2019, Mr John de Vries was promoted to the position of the Managing Director and Chief Executive Officer and was employed under an Executive Services Agreement with the material terms and conditions being:

<i>Status</i>	Full time
<i>Term</i>	Rolling contract
<i>Notice period</i>	6 months' notice by either party, notice period extends to 12 months under certain circumstances
<i>Salary</i>	\$300,000 per annum plus superannuation (same as current salary)
<i>Superannuation</i>	Statutory Rate
<i>Leave</i>	20 days annual leave
<i>Short Term Incentive (STI)</i>	Ability to earn up to 50% of base salary as an STI per annum. For the FY19 period the board has agreed to award John de Vries a \$75,000 STI for his performance during FY19 to be paid 50% cash and 50% in Black Rock Mining ordinary shares (shares subject to shareholder approval).
<i>Long Term Incentives (LTI)</i>	Ability to earn up to 50% of base salary as an LTI. For the FY20 year, 3,600,000 unlisted options issued at nil consideration that will vest in three equal tranches over 12, 18 & 24 months and be exercisable at \$0.15 each and expire three years from date of grant. These options are subject to shareholder approval. LTI to be reviewed annually.
<i>Other Benefits</i>	Indemnity & Access Deed D&O Insurance

REMUNERATION REPORT (audited) - CONTINUED

Share based payment arrangements

Options

As approved at the 2020 Annual General Meeting, the following options were granted during the year, affecting key management personnel remuneration:

	NUMBER OF SHARE OPTIONS (i)
Richard Crookes	2,000,000
Ian Murray	2,000,000
John de Vries	5,000,000
Gabriel Chiappini	2,000,000
	11,000,000

(i) *Expiry: 21 December 2023, Exercise price: \$0.116, Vesting conditions: vesting 50% 30 June 2021, 50% 30 June 2022 subject to remaining as a Director, executive or consultant of the Company. Fair value per share option was \$0.0388 computed using a Black Scholes model.*

The options above (11,000,000) pertain only to those issued to key management personnel during the year and represent only a portion of the total options issued during the year which are disclosed above.

Details of unissued shares or interests under option held by key management personnel at the date of this report, excluding those subject to shareholder approval, are:

ISSUING ENTITY	NUMBER OF SHARES UNDER OPTION	CLASS OF SHARES	EXERCISE PRICE OF OPTION	EXPIRY DATE OF OPTIONS
Black Rock Mining Ltd	1,251,906	Ordinary	\$0.084	10-Aug-23
Black Rock Mining Ltd	11,000,000	Ordinary	\$0.116	21-Dec-23
	7,600,000	Ordinary	\$0.150	28-Oct-22
Black Rock Mining Ltd	10,000,000	Ordinary	\$0.10	7-Nov-21
Black Rock Mining Ltd	3,000,000	Ordinary	\$0.15	18-Nov-22
Black Rock Mining Ltd	1,600,000	Ordinary	\$0.15	29-Oct-22
	34,451,906			

The holders of these options do not have the right, by virtue of the option, to participate in any share issue or interest issue of the Company.

Performance rights

No new performance rights were issued during the reporting period.

Other information

FINANCIAL TRANSACTIONS WITH KEY MANAGEMENT PERSONNEL

During the financial year the following amounts were paid to key management personnel for services. These payments have been disclosed in the remuneration table above:

DIRECTOR	VALUE \$	DESCRIPTION
Gabriel Chiappini	72,270	Amounts to Laurus Corporate Services, a Company Mr Chiappini is a shareholder and Director of, for the provision of Company Secretarial and Non-executive Director services.
Gabriel Chiappini	22,000	Amounts to Laurus Corporate Services, a Company Mr Chiappini is a shareholder and Director of, for the provision of out of scope consultancy services provided during the financial year.

REMUNERATION REPORT (audited) - CONTINUED

Relationship between Company Performance and Remuneration Policy

Remunerations levels are not dependent upon any performance criteria as the nature of the Consolidated Entity's operations is exploration and they are not generating profit.

The table below sets out summary information about the Company's earnings and movements in shareholder wealth for the 5 years to 30 June 2021:

	2021	2020	2019	2018	2017
Income (\$'s)	52,162	2,870	7,939	24,183	187,548
Net loss before tax (\$'s)	(2,850,250)	(3,387,285)	(2,864,024)	(2,053,080)	(2,590,371)
Net loss after tax (\$'s)	(2,850,250)	(3,387,285)	(2,864,024)	(2,053,080)	(2,590,371)
Share Price at start of year	\$0.048	\$0.084	\$0.037	\$0.066	\$0.066
Share Price at year end	\$0.140	\$0.048	\$0.084	\$0.037	\$0.066
Loss per share	\$0.0040	\$0.0054	\$0.0054	\$0.0055	\$0.1176

Movement in shares

The aggregate number of shares of the Company held directly, indirectly or beneficially by Directors and other key management personnel of the Company or their personally related entities are as follows:

2021	1 JULY 2020	ENTITLEMENT OFFER	OTHER CHANGES (i)	30 JUNE 2021
Richard Crookes	2,705,357	213,079	847,714	3,766,150
Ian Murray	5,794,420	362,151	559,491	6,716,062
John de Vries	4,033,928	252,121	1,174,029	5,460,078
Gabriel Chiappini	6,892,857	424,555	1,187,395	8,504,807

(i) During the year shares were issued in lieu of cash fees as the Company sought to preserve cash.

Movement in unlisted options

The aggregate numbers of unlisted options of the Company held directly, indirectly or beneficially by specified Directors and other key management personnel of the Company or their personally related entities are as follows:

2021	1 JULY 2020	OPTIONS GRANTED FREE ATTACHING	OPTIONS GRANTED AS REMUNERATION	OPTIONS LAPSED	30 JUNE 2021	VESTED AND EXERCISABLE AT 30 JUNE 2021	UNVESTED
Richard Crookes	9,900,000	213,079	2,000,000	(5,000,000)	7,113,079	6,113,079	1,000,000
Ian Murray	4,600,000	362,151	2,000,000	-	6,962,151	4,895,484	2,066,667
John de Vries	13,600,000	252,121	5,000,000	(5,000,000)	13,852,121	7,752,121	6,100,000
Gabriel Chiappini	9,100,000	424,555	2,000,000	(5,000,000)	6,524,555	5,524,555	1,000,000

END OF REMUNERATION REPORT

DIRECTORS' REPORT

The Director's report is signed in accordance with a resolution of Directors made pursuant to s. 298(2) of the *Corporations Act 2001*.

On behalf of the Directors.

Richard Crookes

Richard Crookes
CHAIRMAN

Dar es Salaam, 28 September 2021

Deloitte.

Deloitte Touche Tohmatsu
ABN 74 490 121 060

Tower 2, Brookfield Place
123 St Georges Terrace
Perth WA 6000
GPO Box A46
Perth WA 6837 Australia

Tel: +61 8 9365 7000
Fax: +61 8 9365 7001
www.deloitte.com.au

The Board of Directors
Black Rock Mining Limited
45 Ventnor Avenue
West Perth WA 6005

28 September 2021

Dear Board Members

Auditor's Independence Declaration to Black Rock Mining Limited

In accordance with section 307C of the Corporations Act 2001, I am pleased to provide the following declaration of independence to the directors of Black Rock Mining Limited.

As lead audit partner for the audit of the financial report of Black Rock Mining Limited for the year ended 30 June 2021, I declare that to the best of my knowledge and belief, there have been no contraventions of:

- (i) the auditor independence requirements of the Corporations Act 2001 in relation to the audit; and
- (ii) any applicable code of professional conduct in relation to the audit.

Yours faithfully



DELOITTE TOUCHE TOHMATSU



David Newman
Partner
Chartered Accountants

Liability limited by a scheme approved under Professional Standards Legislation
Member of Deloitte Asia Pacific Limited and the Deloitte organisation.

CONSOLIDATED STATEMENT OF PROFIT OR LOSS AND OTHER COMPREHENSIVE INCOME

		FOR THE YEAR ENDED 30/06/2021	FOR THE YEAR ENDED 30/06/2020
	NOTE	\$	\$
Interest income		1,056	2,870
Other income		51,106	-
Administrative expenses		(124,406)	(286,725)
Employee benefit expense		(771,130)	(1,111,253)
Share based payment expense		(952,436)	(374,246)
Consulting expense		(997,075)	(1,165,297)
Depreciation and amortisation expense		(14,172)	(18,630)
Net foreign currency exchange differences		232,205	(4,641)
Other expenses from ordinary activities		(275,398)	(315,131)
Loss on disposal of investment		-	(114,232)
Loss before tax		(2,850,250)	(3,387,285)
Income tax benefit	6	-	-
LOSS FOR THE YEAR		(2,850,250)	(3,387,285)
Other comprehensive income, net of income tax			
Items that may be reclassified subsequently to profit or loss:			
Foreign currency translation differences for foreign operations		(1,332,410)	480,079
Items not reclassified through profit or loss		-	-
TOTAL COMPREHENSIVE LOSS FOR THE YEAR ATTRIBUTABLE TO MEMBERS OF BLACK ROCK MINING		(4,182,660)	(2,907,206)
Loss for the year attributable to owners of the Company		(2,850,250)	(3,387,285)
Total comprehensive loss attributable to the owners of the Company		(4,182,660)	(2,907,206)
Loss per share			
Basic and diluted loss per share	19	(0.0040)	(0.00545)

The above consolidated statement of profit or loss and other comprehensive income should be read in conjunction with the accompanying notes.

CONSOLIDATED STATEMENT OF FINANCIAL POSITION

	NOTES	AS AT 30/06/2021 \$	AS AT 30/06/2020 \$
Assets			
Current assets			
Cash and bank balances	7	11,298,422	722,097
Other receivables		145,003	93,368
Total current assets		11,443,425	815,465
Non-current assets			
Exploration & evaluation asset	9	22,164,704	22,770,344
Property, plant & equipment		23,512	31,941
Total non-current assets		22,188,216	22,802,285
Total assets		33,631,641	23,617,750
Liabilities			
Current liabilities			
Trade and other payables	10	386,879	839,026
Provisions		81,714	59,812
Total current liabilities		468,593	898,838
Total liabilities		468,593	898,838
Net assets		33,163,048	22,718,912
Equity			
Issued capital	11	74,940,347	60,989,789
Foreign currency translation reserve	12	(75,845)	1,256,565
Share based payment reserve	12	1,077,067	1,132,872
Accumulated losses	13	(42,778,521)	(40,660,314)
Total equity		33,163,048	22,718,912

The above consolidated statement of financial position should be read in conjunction with the accompanying notes.

CONSOLIDATED STATEMENT OF CHANGES IN EQUITY

		ISSUED CAPITAL	ACCUMULATED LOSSES	SHARE BASED PAYMENT RESERVE	FOREIGN CURRENCY RESERVE	TOTAL EQUITY
	NOTE	\$	\$	\$	\$	\$
Balance at 30 June 2019	11, 12, 13	58,086,890	(37,273,029)	796,126	796,853	22,406,840
Loss for the year		-	(3,387,285)	-	-	(3,387,285)
Other comprehensive income for the year, net of tax		-	-	-	480,079	480,079
De-recognition of subsidiary		-	-	-	(20,367)	(20,367)
Total comprehensive income for the year		-	(3,387,285)	-	459,712	(2,927,573)
Issue of ordinary shares		2,590,000	-	-	-	2,590,000
Bonus shares issued to John de Vries		37,500	-	-	-	37,500
Placement shares issued to Directors		410,000	-	-	-	410,000
Cost of share capital issued		(134,601)	-	-	-	(134,601)
Costs of share based payments		-	-	336,746	-	336,746
Balance at 30 June 2020	11, 12, 13	60,989,789	(40,660,314)	1,132,872	1,256,565	22,718,912
Loss for the year		-	(2,850,250)	-	-	(2,850,250)
Other comprehensive income for the year, net of tax		-	-	-	(1,332,410)	(1,332,410)
Total comprehensive income for the year		-	(2,850,250)	-	(1,332,410)	(4,182,660)
Issue of ordinary shares – Capital raisings		14,050,467	-	-	-	14,050,467
Shares issued to Directors and management in lieu of salaries and fees – December 2020		172,065	-	-	-	172,065
Shares issued to Directors and management in lieu of salaries and fees – June 2021		104,134	-	-	-	104,134
Issue of ordinary shares – Services rendered		-	-	-	-	-
Cost of share capital issued		(376,108)	-	-	-	(376,108)
Cost of share based payments		-	-	676,238	-	676,238
Expired options transferred to accumulated losses		-	732,043	(732,043)	-	-
Balance at 30 June 2021		74,940,347	(42,778,521)	1,077,067	(75,845)	33,163,048

The above consolidated statement of changes in equity should be read in conjunction with the accompanying notes.

CONSOLIDATED STATEMENT OF CASH FLOWS

		FOR THE YEAR ENDED 30/06/2021	FOR THE YEAR ENDED 30/06/2020
	NOTE	\$	\$
Cash flow from operating activities			
Payments to suppliers and employees		(2,089,474)	(2,516,341)
Government grant income		51,106	
Net cash flows used in operating activities	7	(2,038,368)	(2,516,341)
Cash flow from investing activities			
Capitalised exploration expenditure		(817,679)	(1,529,353)
Interest received		1,056	2,870
Payments for security deposits		(3,600)	-
Payments for property, plant and equipment		(5,742)	(3,679)
Net cash flows used in investing activities		(825,965)	(1,530,162)
Cash flows from financing activities			
Proceeds from issue of shares and options		14,050,467	3,000,000
Payment of share issue costs		(376,108)	(134,601)
Net cash flows provided by financing activities		13,674,359	2,865,399
Net increase/(decrease) in cash held		10,810,026	(1,181,104)
Cash and cash equivalents at the beginning of the financial year		722,097	1,907,467
Effect of exchange movement on cash balances		(233,701)	(4,266)
Cash and cash equivalents at the end of the year	7	11,298,422	722,097

The above consolidated statement of cash flows should be read in conjunction with the accompanying notes.

NOTES TO THE CONSOLIDATED FINANCIAL STATEMENTS

1 GENERAL INFORMATION

Statement of compliance

These financial statements are general purpose financial statements, which have been prepared in accordance with the *Corporations Act 2001*, Accounting Standards and Interpretations, and comply with other requirements of the law.

The financial statements comprise the consolidated financial statements of the Group. For the purposes of preparing the consolidated financial statements, the Company is a for-profit entity.

Accounting Standards include Australian Accounting Standards. Compliance with Australian Accounting Standards ensures that the financial statements and notes of the Company and the Group comply with International Financial Reporting Standards ('IFRS').

The financial statements were authorised for issue by the Directors on 28 September 2021.

Going Concern

The financial report has been prepared on the going concern basis, which assumes continuity of normal business activities and the realisation of assets and settlement of liabilities in the ordinary course of business.

The Group has incurred net losses of \$2,850,250 (30 June 2020: \$3,387,285) and experienced net cash outflows from operating activities of \$2,038,368 (30 June 2020: \$2,516,341) and net cash outflows from investing activities of \$825,965 (30 June 2020: \$1,530,162) for the year ended 30 June 2021.

During the financial year the Group deployed its working capital into its graphite prospects in Mahenge, Tanzania in order to continue its Front End Engineering Design work and complete its Spherical Purified Graphite Production Trial. The Group has also finalised all field activities and has now substantially completed the Resettlement Action Plan process. The Resettlement Action Plan was a critical step in the Company's progression towards making a final investment decision on the project, with resettlement activities commencing only after the Company enters into a Framework Agreement with the Government of Tanzania, and makes a final investment decision with respect to the Mahenge project. The Directors have prepared a cash flow forecast reflecting the Group's key objectives, which indicates the Group does not need to raise additional capital to fund the Company's stated strategic objectives for at least a period of 12 months from the date of this report.

The cash flow forecast for the period ending 30 September 2022 indicates that the Group is not required to raise additional capital in order to continue its exploration and evaluation activities, as it moves towards making a final investment decision, and consequent planned preparation for the potential construction on its graphite prospects in Tanzania and to fund working capital. This assumes no slowing down or deferment of costs. Should a final investment decision be made with respect to the Mahenge Graphite Project, the cash flow forecast will be updated to identify any additional funding required for development.

The Directors believe that the going concern basis of preparation is therefore appropriate.

Impact of COVID-19

The COVID-19 outbreak and the subsequent quarantine measures imposed by the Australian and other governments, and related travel and trade restrictions have caused disruption to businesses and resulted in significant global economic impacts. As at 30 June 2021, these impacts have not had a significant effect on the Group's financial results or operations. However, as the impact of COVID-19 continues to evolve, including changes in government policy and business reactions thereto, if our staff are unable to work or travel due to illness or government restrictions, we may be forced to reduce or suspend our exploration and potential development activities. In addition, as the COVID-19 pandemic and mitigation measures have also negatively impacted global economic conditions, this, in turn, could adversely affect our business in the future. Due to the continually evolving nature of COVID-19 the Directors cannot reasonably estimate the effects that the COVID-19 pandemic could have on future periods and believes that any disturbance may be temporary. However, there is uncertainty about the length and potential impact of any resultant disturbance. As a result, we are unable to estimate the potential impact on the Group's future operations as at the date of these Financial Statements.

2 APPLICATION OF NEW AND REVISED ACCOUNTING STANDARDS

2.1 Amendments to Accounting Standards that are mandatorily effective for the current reporting period

In the current year, the Group has adopted all of the new and revised Standards and Interpretations issued by the AASB that are relevant to its operations and effective for the current annual reporting period.

There are no new or revised standards and amendments thereof and interpretations effective for the current reporting period that are relevant to the Group.

2.2 Impact of changes to Australian Accounting Standards and Interpretations

(i) Other new accounting standards

The following new or amended standards are not expected to have a significant impact on the Group's consolidated financial statements:

- AASB 2018-6 Amendments to Australian Accounting Standards: Definition of a Business;
- AASB 2018-7 Amendments to Australian Accounting Standards - Definition of Material;
- AASB 2019-1 Amendments to Australian Accounting Standards - References to the Conceptual Framework;
- AASB 2019-3 Amendments to Australian Accounting Standards - Interest Rate Benchmark Reform;
- AASB 2019-5 Amendments to Australian Accounting Standards - Disclosure of the Effect of New IFRS Standards Not Yet Issued in Australia; and
- AASB 2020-4 Amendments to Australian Accounting Standards - COVID-19-Related Rent Concessions.

(ii) Application of new and revised accounting standards

At the date of the authorisation of the financial statements, the Group has not applied the following new and revised Australian Accounting Standards, Interpretations and amendments that have been issued but are not yet effective:

- AASB 2014-10 Amendments to Australian Accounting Standards - Sale or Contribution of Assets between and Investor and its Associate or Joint Venture;
- AASB 2015-10 Amendments to Australian Accounting Standards - Effective Date of Amendments to AASB 10 and AASB 128 and AASB 2017-5 Amendments to Australian Accounting Standards - Effective Date of Amendments to AASB 10 and AASB 128 and Editorial Corrections;
- AASB 2020-1 Amendments to Australian Accounting Standards - Classification of Liabilities as Current or Non-Current and AASB 2020-6 Amendments to Australian Accounting Standards - Classification of Liabilities as Current or Non-Current - Deferral of Effective Date;
- AASB 2020-3 Amendments to Australian Accounting Standards - Annual Improvements 2018-2020 and Other Amendments;
- AASB 2020-8 Amendments to Australian Accounting Standards - Interest Rate Benchmark Reform - Phase 2;
- AASB 2021-2 Amendments to Australian Accounting Standards - Disclosure of Accounting Policies and Definition of Accounting Estimates; and
- AASB 2021-3 Amendments to Australian Accounting Standards - COVID-19-Related Rent Concessions beyond 30 June 2021.

NOTES TO THE CONSOLIDATED FINANCIAL STATEMENTS

3 SUMMARY OF SIGNIFICANT ACCOUNTING POLICIES

3.1 Basis of preparation

The consolidated financial statements have been prepared on the basis of historical cost, except for certain properties and financial instruments that are measured at revalued amounts or fair values at the end of each reporting period, as explained in the accounting policies below.

Historical cost is generally based on the fair values of the consideration given in exchange for goods and services. All amounts are presented in Australian dollars, unless otherwise noted.

Fair value is the price that would be received to sell an asset or paid to transfer a liability in an orderly transaction between market participants at the measurement date, regardless of whether that price is directly observable or estimated using another valuation technique. In estimating the fair value of an asset or a liability, the Group takes into account the characteristics of the asset or liability if market participants would take those characteristics into account when pricing the asset or liability at the measurement date. Fair value for measurement and/or disclosure purposes in these consolidated financial statements is determined on such a basis, except for share-based payment transactions that are within the scope of AASB 2, leasing transactions that are within the scope of AASB 117, and measurements that have some similarities to fair value but are not fair value, such as net realisable value in AASB 102 'Inventories' or value in use in AASB 136 'Impairment of Assets'.

In addition, for financial reporting purposes, fair value measurements are categorized into Level 1, 2 or 3 based on the degree to which the inputs to the fair value measurements are observable and the significance of the inputs to the fair value measurement in its entirety, which are described as follows:

- Level 1 inputs are quoted prices (unadjusted) in active markets for identical assets or liabilities that the entity can access at the measurement date;
- Level 2 inputs are inputs, other than quoted prices included in Level 1, that are observable for the asset or liability, either directly or indirectly; and
- Level 3 inputs are unobservable inputs for the asset or liability.

The principal accounting policies are set out below.

3.2 Basis of consolidation

The consolidated financial statements incorporate the financial statements of the Company and entities (including structured entities) controlled by the Company and its subsidiaries. Control is achieved when the Company:

- has power over the investee;
- is exposed, or has rights, to variable returns from its involvement with the investee; and
- has the ability to use its power to affect its returns.

The Company reassesses whether or not it controls an investee if facts and circumstances indicate that there are changes to one or more of the three elements of control listed above.

Consolidation of a subsidiary begins when the Company obtains control over the subsidiary and ceases when the Company loses control of the subsidiary. Specifically, income and expenses of a subsidiary acquired or disposed of during the year are included in the consolidated statement of profit or loss and other comprehensive income from the date the Company gains control until the date when the Company ceases to control the subsidiary.

Profit or loss and each component of other comprehensive income are attributed to the owners of the Company and to the non-controlling interests. Total comprehensive income of subsidiaries is attributed to the owners of the Company and to the non-controlling interests even if this results in the non-controlling interests having a deficit balance.

When necessary, adjustments are made to the financial statements of subsidiaries to bring their accounting policies into line with the Group's accounting policies.

All intragroup assets and liabilities, equity, income, expenses and cash flows relating to transactions between members of the Group are eliminated in full on consolidation.

3.3 Revenue Recognition

Revenue is recognised to the extent that it is probable that the economic benefits will flow to the Company and the revenue can be reliably measured. The following specific recognition criteria must also be met before revenue is recognised:

3.3.1 Interest income

Interest income from a financial asset is recognised when it is probable that the economic benefits will flow to the Group and the amount of revenue can be measured reliably. Interest income is accrued on a time basis, by reference to the principal outstanding and at the effective interest rate applicable, which is the rate that exactly discounts estimated future cash receipts through the expected life of the financial asset to that asset's net carrying amount on initial recognition.

3 SUMMARY OF SIGNIFICANT ACCOUNTING POLICIES - CONTINUED

3.4 Foreign currencies

The individual financial statements of each group entity are presented in the currency of the primary economic environment in which the entity operates (its functional currency). For the purpose of the consolidated financial statements, the results and financial position of each group entity are expressed in Australian dollars ("A\$"), which is the functional currency of the Company and the presentation currency for the consolidated financial statements.

In preparing the financial statements of each individual group entity, transactions in currencies other than the entity's functional currency (foreign currencies) are recognised at the rates of exchange prevailing at the dates of the transactions. At the end of each reporting period, monetary items denominated in foreign currencies are retranslated at the rates prevailing at that date. Non-monetary items carried at fair value that are denominated in foreign currencies are retranslated at the rates prevailing at the date when the fair value was determined. Non-monetary items that are measured in terms of historical cost in a foreign currency are not retranslated.

Exchange differences on monetary items are recognised in profit or loss in the period in which they arise except for:

- exchange differences on foreign currency borrowings relating to assets under construction for future productive use, which are included in the cost of those assets when they are regarded as an adjustment to interest costs on those foreign currency borrowings;
- exchange differences on transactions entered into in order to hedge certain foreign currency risks; and
- exchange differences on monetary items receivable from or payable to a foreign operation for which settlement is neither planned nor likely to occur (therefore forming part of the net investment in the foreign operation), which are recognised initially in other comprehensive income and reclassified from equity to profit or loss on repayment of the monetary items.

For the purpose of presenting these consolidated financial statements, the assets and liabilities of the Group's foreign operations are translated into Australian dollars using exchange rates prevailing at the end of the reporting period. Income and expense items are translated at the average exchange rates for the period, unless exchange rates fluctuated significantly during that period, in which case the exchange rates at the dates of the transactions are used. Exchange differences arising, if any, are recognised in other comprehensive income and accumulated in equity (and attributed to non-controlling interests as appropriate).

On the disposal of a foreign operation (i.e. a disposal of the Group's entire interest in a foreign operation, or a disposal involving loss of control over a subsidiary that includes a foreign operation, or a partial disposal of an interest in a joint arrangement or an associate that includes a foreign operation of which the retained interest becomes a financial asset), all of the exchange differences accumulated in equity in respect of that operation attributable to the owners of the Company are reclassified to profit or loss.

In addition, in relation to a partial disposal of a subsidiary that includes a foreign operation that does not result in the Group losing control over the subsidiary, the proportionate share of accumulated exchange differences are re-attributed to non-controlling interests and are not recognised in profit or loss. For all other partial disposals (i.e. partial disposals of associates or joint arrangements that do not result in the Group losing significant influence or joint control), the proportionate share of the accumulated exchange differences is reclassified to profit or loss.

Goodwill and fair value adjustments to identifiable assets acquired and liabilities assumed through acquisition of a foreign operation are treated as assets and liabilities of the foreign operation and translated at the rate of exchange prevailing at the end of each reporting period. Exchange differences arising are recognised in other comprehensive income.

3.5 Employee benefits

A liability is recognised for benefits accruing to employees in respect of wages and salaries, annual leave and long service leave in the period the related service is rendered.

Liabilities recognised in respect of short-term employee benefits, are measured at their nominal values using the remuneration rate expected to apply at the time of the settlement.

Liabilities recognised in respect of long term benefits are measured as the present value of the estimated future cash outflows to be made by the Group in respect of services provided by employees up to reporting date.

NOTES TO THE CONSOLIDATED FINANCIAL STATEMENTS

3 SUMMARY OF SIGNIFICANT ACCOUNTING POLICIES - CONTINUED

3.6 Share-based payment transactions

The Company provides benefits to employees and others (i.e. consultants) of the Company in the form of share-based payment transactions, whereby employees and others render services in exchange for shares or rights over shares ("Equity-settled transactions").

There is currently one plan in place to provide these benefits being an Employee Share Option Plan ("ESOP"), which provides benefits to Directors, senior executives and staff. The cost of these equity-settled transactions is measured by reference to fair value at the date at which they are granted.

In valuing equity-settled transactions, no account is taken of any performance conditions, other than conditions linked to the price of the shares of Black Rock Mining ("market conditions").

The cost of equity settled securities is recognised, together with a corresponding increase in equity, over the period in which the performance conditions are fulfilled, ending on the date on which the relevant employees become fully entitled to the award ("vesting date").

3.7 Taxation

Income tax expense represents the sum of the tax currently payable and deferred tax.

3.7.1 Current tax

The tax currently payable is based on taxable profit for the year. Taxable profit differs from profit before tax as reported in the consolidated statement of profit or loss and other comprehensive income because of items of income or expense that are taxable or deductible in other years and items that are never taxable or deductible. The Group's current tax is calculated using tax rates that have been enacted or substantively enacted by the end of the reporting period.

3.7.2 Deferred Tax

Deferred tax is recognised on temporary differences between the carrying amounts of assets and liabilities in the consolidated financial statements and the corresponding tax bases used in the computation of taxable profit. Deferred tax liabilities are generally recognised for all taxable temporary differences. Deferred tax assets are generally recognised for all deductible temporary differences to the extent that it is probable that taxable profits will be available against which those deductible temporary differences can be utilised. Such deferred tax assets and liabilities are not recognised if the temporary difference arises from the initial recognition (other than in a business combination) of assets and liabilities in a transaction that affects neither the taxable profit nor the accounting profit. In addition, deferred tax liabilities are not recognised if the temporary difference arises from the initial recognition of goodwill.

Deferred tax liabilities are recognised for taxable temporary differences associated with investments in subsidiaries and associates, and interests in joint ventures, except where the Group is able to control the reversal of the temporary difference and it is probable that the temporary difference will not reverse in the foreseeable future. Deferred tax assets arising from deductible temporary differences associated with such investments and interests are only recognised to the extent that it is probable that there will be sufficient taxable profits against which to utilise the benefits of the temporary differences and they are expected to reverse in the foreseeable future.

The carrying amount of deferred tax assets is reviewed at the end of each reporting period and reduced to the extent that it is no longer probable that sufficient taxable profits will be available to allow all or part of the asset to be recovered.

Deferred tax assets and liabilities are measured at the tax rates that are expected to apply in the period in which the liability is settled or the asset realised, based on tax rates (and tax laws) that have been enacted or substantively enacted by the end of the reporting period. The measurement of deferred tax liabilities and assets reflects the tax consequences that would follow from the manner in which the Group expects, at the end of the reporting period, to recover or settle the carrying amount of its assets and liabilities.

Deferred tax liabilities and assets are offset when there is a legally enforceable right to set off current tax assets against current tax liabilities and when they relate to income taxes levied by the same taxation authority and the Group intends to settle its current tax assets and liabilities on a net basis.

3 SUMMARY OF SIGNIFICANT ACCOUNTING POLICIES - CONTINUED

3.7 Taxation - CONTINUED

3.7.3 Current and deferred tax for the year

Current and deferred tax are recognised in profit or loss, except when they relate to items that are recognised in other comprehensive income or directly in equity, in which case the current and deferred tax are also recognised in other comprehensive income or directly in equity, respectively. Where current tax or deferred tax arises from the initial accounting for a business combination, the tax effect is included in the accounting for the business combination.

Black Rock Mining implemented the tax consolidation legislation.

The head entity, Black Rock Mining, and any controlled entities in the tax-consolidation group account for their own current and deferred tax amounts. These tax amounts are measured as if each entity in the tax-consolidation group continues to be a stand-alone entity in its own right.

In addition to its own current and deferred tax amounts, Black Rock Mining also recognises the current tax liabilities (or assets) and the deferred tax assets arising from unused tax losses and unused tax credits assumed from controlled entities in the tax-consolidation group.

3.8 Property, Plant and Equipment

Each class of plant and equipment is carried at cost or fair value less, where applicable, any accumulated depreciation and impairment losses.

Plant and equipment

Plant and equipment is stated at cost less accumulated depreciation and any impairment in value.

The carrying values of plant and equipment are reviewed for impairment when events or changes in circumstances indicate the carrying value may not be recoverable. For an asset that does not generate largely independent cash inflows, the recoverable amount is determined for the cash-generating unit to which the asset belongs. If any such indication exists where the carrying values exceed the estimated recoverable amount, the assets or cash generating units are written down to their recoverable amount.

Depreciation

Depreciable non-current assets are depreciated over their expected economic life using the straight-line method. Profits and losses on disposal of non-current assets are taken into account in determining the operating loss for the year. The depreciation rate used for each class of assets sits between the following range:

Plant and equipment: 7.5% - 67%

3.9 Exploration Expenditure

Exploration, evaluation and development expenditure incurred is accumulated in respect of each identifiable area of interest. These costs are only carried forward to the extent that they are expected to be recouped through the successful development of the area or where activities in the area have not yet reached a stage that permits reasonable assessment of the existence of economically recoverable reserves, otherwise costs are expensed.

Accumulated costs in relation to an abandoned area are written off in full against profit in the year in which the decision to abandon the area is made.

Where a decision is made to proceed with development, accumulated expenditure is tested for impairment and transferred to development properties, and then amortised over the life of the reserves associated with the area of interest once mining operations have commenced.

When production commences, the accumulated costs for the relevant area of interest are amortised over the life of the area according to the rate of depletion of the economically recoverable reserves.

A regular review is undertaken of each area of interest to determine the appropriateness of continuing to carry forward costs in relation to that area of interest.

Costs of site restoration are provided over the life of the facility from when exploration commences and are included in the costs of that stage. Site restoration costs include the dismantling and removal of mining plant, equipment and building structures, waste removal, and rehabilitation of the site in accordance with clauses of the permits. Such costs have been determined using estimates of future costs, current legal requirements and technology on a discounted basis.

Any changes in the estimates for the costs are accounted on a prospective basis. In determining the costs of site restoration, there is uncertainty regarding the nature and extent of the restoration due to community expectations and future legislation. Accordingly, the costs have been determined on the basis that the restoration will be completed within one year of abandoning the site.

3 SUMMARY OF SIGNIFICANT ACCOUNTING POLICIES - CONTINUED**3.10 Impairment of tangible and intangible assets other than goodwill**

At the end of each reporting period, the Group reviews the carrying amounts of its tangible and intangible assets to determine whether there is any indication that those assets have suffered an impairment loss. If any such indication exists, the recoverable amount of the asset is estimated in order to determine the extent of the impairment loss (if any). When it is not possible to estimate the recoverable amount of an individual asset, the Group estimates the recoverable amount of the cash-generating unit to which the asset belongs. When a reasonable and consistent basis of allocation can be identified, corporate assets are also allocated to individual cash-generating units, or otherwise they are allocated to the smallest group of cash-generating units for which a reasonable and consistent allocation basis can be identified.

Intangible assets with indefinite useful lives and intangible assets not yet available for use are tested for impairment at least annually, and whenever there is an indication that the asset may be impaired.

Recoverable amount is the higher of fair value less costs to sell and value in use. In assessing value in use, the estimated future cash flows are discounted to their present value using a pre-tax discount rate that reflects current market assessments of the time value of money and the risks specific to the asset for which the estimates of future cash flows have not been adjusted.

If the recoverable amount of an asset (or cash-generating unit) is estimated to be less than its carrying amount, the carrying amount of the asset (or cash-generating unit) is reduced to its recoverable amount. An impairment loss is recognised immediately in profit or loss, unless the relevant asset is carried at a revalued amount, in which case the impairment loss is treated as a revaluation decrease.

When an impairment loss subsequently reverses, the carrying amount of the asset (or cash-generating unit) is increased to the revised estimate of its recoverable amount, but so that the increased carrying amount does not exceed the carrying amount that would have been determined had no impairment loss been recognised for the asset (or cash-generating unit) in prior years. A reversal of an impairment loss is recognised immediately in profit or loss, unless the relevant asset is carried at a revalued amount, in which case the reversal of the impairment loss is treated as a revaluation increase.

3.11 Financial Instruments*Trade and Other Receivables*

Trade and other receivables are recognized initially at fair value and subsequently measured at amortised cost using the effective interest rate method, less provision for impairment.

If collection of amounts is expected in one year or less, they are classified as current assets. If not, they are presented as non-current assets. As the majority of trade and other receivables are short term in nature, their carrying value is assumed to be the same as their fair value. Financial assets at fair value through other comprehensive income (FVOCI) comprise equity securities which are not held for trading and which the Group has irrevocably elected at initial recognition is this category.

At each reporting date, the group assess whether there is objective evidence that a financial instrument has been impaired. If there is objective evidence of impairment, the cumulative loss is measured as the difference between the acquisition cost and the current fair value, less any impairment loss on that financial asset previously not recognised in the profit or loss which is removed from equity and recognized in profit and loss.

Cash and Cash Equivalent

Cash and cash equivalents includes cash on hand and deposits held at call which are subject to insignificant risk of changes in value.

Trade and Other Payables

Trade and other payables represent liabilities for goods and services provided to the Group prior to the end of financial year which are unpaid. The amounts are unsecured and are usually paid within 30 days of recognition. Trade and other payables are presented as current liabilities unless payment is not due within 12 months from the reporting date.

3.12 Goods and Services Tax

Revenues, expenses and assets are recognised net of the amount of goods and services tax ("GST"), except:

- i. where the amount of GST incurred is not recoverable from the taxation authority, it is recognised as part of the cost of acquisition of the asset or as part of an item of the expense.
- ii. for receivables and payables which are recognised inclusive of GST.

The net amount of GST recoverable from, or payable to, the taxation authority is included as part of receivables or payables.

3 SUMMARY OF SIGNIFICANT ACCOUNTING POLICIES - CONTINUED

3.13 Government grants

Grants from the government are recognised at their fair value where there is a reasonable likelihood that the grant will be received and the Group will comply with all attached conditions. Government grants relating to costs are deferred and recognised in profit or loss over the period necessary to match them with the costs that they are intended to compensate. Government grants relating to the purchase of property, plant and equipment are included in non-current liabilities as deferred income and are credited to profit or loss on a straight-line basis over the expected lives of the related assets. Deferral and presentation of government grants Government grants are deducted in calculating the carrying amount of the related grant asset. The grant is recognised in profit or loss over the life of a depreciable asset by way of a reduced depreciation expense. During the year, the company received \$51,191 (2020: \$nil) in relation to cashflow boost grants, which have been recognised as other income.

4 CRITICAL ACCOUNTING JUDGEMENTS IN APPLYING ACCOUNTING POLICIES

In the application of the Group's accounting policies, which are described in note 3, the Directors of the Company are required to make judgements, estimates and assumptions about the carrying amounts of assets and liabilities that are not readily apparent from other sources. The estimates and associated assumptions are based on historical experience and other factors that are considered to be relevant. Actual results may differ from these estimates.

The estimates and underlying assumptions are reviewed on an ongoing basis. Revisions to accounting estimates are recognised in the period in which the estimate is revised if the revision affects only that period, or in the period of the revision and future periods if the revision affects both current and future periods.

4.1 Critical judgements in applying accounting policies

The following are the critical judgements, apart from those involving estimations, that the Directors have made in the process of applying the Group's accounting policies and that have the most significant effect on the amounts recognised in the consolidated financial statements.

4.2 Key sources of estimation uncertainty

The following are the key assumptions concerning the future, and other key sources of estimation uncertainty at the end of the reporting period that have a significant risk of causing a material adjustment to the carrying amounts of assets and liabilities within the next financial year.

4.2.1 Impairment

The consolidated entities assess impairment at each reporting date by evaluating conditions specific to the consolidated entities that may lead to impairment of assets. Where an impairment trigger exists, the recoverable amount of the asset is determined. The Group's policy on the capitalisation of exploration and evaluation expenditure is detailed in note 3.9 and Impairment at note 3.10.

4.2.2 Share based payments

The Consolidated Entities measure the cost of equity settled transactions with employees by reference to the fair value of the equity instruments at the date at which they are granted. The fair value is determined using an appropriate model. One of the inputs into the option valuation model is volatility of the underlying share price.

NOTES TO THE CONSOLIDATED FINANCIAL STATEMENTS

5 SEGMENT REPORTING

Information reported to the chief operating decision maker (CODM) for the purpose of resource allocation and assessment of segment performance focuses on the geographical location of resources being explored for and evaluated. The Group's principal activity and focus is that of Graphite in Tanzania.

5.1 Segment revenues and results

2021	GRAPHITE	CORPORATE	CONSOLIDATED
Interest	-	1,056	1,056
Other income	-	51,106	51,106
Total income	-	52,162	52,162
Loss before tax	(571,827)	(2,278,423)	(2,850,250)
Fixed asset additions	-	5,742	5,742
Depreciation	(6,341)	(7,832)	(14,172)
2021	GRAPHITE	CORPORATE	CONSOLIDATED
Total segment assets	14,702,115	18,929,526	33,631,641
Total segment liabilities	(66,289)	(402,304)	(468,593)
2020	GRAPHITE	CORPORATE	CONSOLIDATED
Interest	-	2,870	2,870
Total income	-	2,870	2,870
Loss before tax	(723,508)	(2,663,777)	(3,387,285)
Fixed asset additions	-	3,679	3,679
Depreciation	(9,923)	(8,707)	(18,630)
2020	GRAPHITE	CORPORATE	CONSOLIDATED
Total segment assets	22,787,191	830,559	23,617,750
Total segment liabilities	(408,675)	(490,163)	(898,838)

6 INCOME TAXES

	FOR THE YEAR ENDED 30/06/2021	FOR THE YEAR ENDED 30/06/2020
	\$	\$
(a) Income tax (benefit)/expense		
Current tax	-	-
Deferred tax	-	-
	-	-
(b) Numerical reconciliation of income tax expense to prima facie tax payable		
Loss for the year	(2,850,250)	(3,387,285)
Loss from operations	(2,850,250)	(3,387,285)
Prima facie tax benefit at 26% (2020: 27.5%)	(741,065)	(931,504)
Share based payments	247,633	83,283
Non-deductible expenditure	149,364	199,295
Non-assessable cash flow boost	(13,288)	-
Capital loss - Loan forgiveness	-	555,441
Movement in unrecognised temporary differences	(94,775)	(52,681)
Unused tax losses for which no deferred tax asset has been recognised	452,131	146,166
Income tax benefit	-	-
(c) Recognised deferred tax assets and liabilities		
Recognised deferred tax assets comprise:		
Other temporary differences	131,722	165,642
Tax losses available for offset against future taxable income	1,991,101	1,749,602
	2,122,823	1,915,244
Recognised deferred tax liabilities comprise:		
Exploration and evaluation	2,058,566	1,916,303
Unrealised foreign exchange movements	64,257	(1,059)
	2,122,823	1,915,244

Unrecognised deferred tax assets

Unused tax losses for which no deferred tax asset has been recognised are \$20,431,162 (2020: \$18,445,947). Potential tax benefit is \$5,312,102 (2020: \$5,075,386).

(d) Franking credits

The Company has no franking credits available as at 30 June 2021 (2020: Nil).

(e) Tax Consolidation

The Company and any wholly owned Australian resident entities have formed a tax-consolidated group with effect from 1 July 2004 and are therefore taxed as a single entity from that date. The head Company of the consolidated group is Black Rock Mining.

NOTES TO THE CONSOLIDATED FINANCIAL STATEMENTS

7 CASH AND CASH EQUIVALENTS

For the purposes of the consolidated statement of cash flows, cash and cash equivalents include cash on hand and in banks, net of outstanding bank overdrafts. Cash and cash equivalents at the end of the reporting period as shown in the consolidated statement of cash flows can be reconciled to the related items in the consolidated statement of financial position as follows:

	FOR THE YEAR ENDED 30/06/2021	FOR THE YEAR ENDED 30/06/2020
	\$	\$
Cash and bank balances	11,298,422	722,097
	11,298,422	722,097

Reconciliation of loss for the year to net cash flows from operating activities

	FOR THE YEAR ENDED 30/06/2021	FOR THE YEAR ENDED 30/06/2020
	\$	\$
Loss after income tax	(2,850,250)	(3,387,285)
Depreciation and amortisation of non-current assets	14,172	18,630
Share based payments to key management personnel	952,436	374,246
Net foreign exchange gain	(232,205)	4,641
Loss on disposal of investment	-	114,232
Interest revenue transferred to investing activity	-	(2,870)
	(2,115,847)	(2,878,406)
<i>Movements in working capital:</i>		
(Increase)/decrease in trade and other receivables	(51,635)	76,993
(Decrease)/increase in trade and other payables	(107,211)	259,984
Increase in employee entitlements provision	21,902	25,088
	(77,479)	362,065
Net cash used in operating activities	(2,038,368)	(2,516,341)

Non Cash transactions

	FOR THE YEAR ENDED 30/06/2021	FOR THE YEAR ENDED 30/06/2020
	\$	\$
<i>Operating Activity</i>		
Options vested during the year in relation to services rendered by employees and consultants	676,237	336,746
Payment for services rendered by employees and consultants through the issue of shares	276,199	37,500
	952,436	374,246

8 SUBSIDIARIES

Details of the Group's material subsidiaries at the end of the reporting period are as follows:

NAME OF SUBSIDIARY	PLACE OF INCORPORATION AND OPERATION	PROPORTION OF OWNERSHIP INTEREST AND VOTING POWER HELD BY THE GROUP	
		FOR THE YEAR ENDED 30/06/2021	FOR THE YEAR ENDED 30/06/2020
Mahenge Resources Limited	Tanzania	100%	100%

9 EXPLORATION AND EVALUATION ASSET

In the exploration phase

	FOR THE YEAR ENDED 30/06/2021	FOR THE YEAR ENDED 30/06/2020
	\$	\$
Balance at beginning of year	22,770,344	20,978,368
Expenditure incurred during the year (at cost)	753,095	1,529,353
Foreign exchange effect	(1,358,735)	262,623
Balance at end of year	22,164,704	22,770,344

Reconciliation of Expenditure incurred during the year (at cost):

	FOR THE YEAR ENDED 30/06/2021	FOR THE YEAR ENDED 30/06/2020
	\$	\$
Cash paid for exploration and evaluation	817,679	1,458,591
Accruals in prior year	(107,325)	(36,563)
Accruals in current year	42,741	107,325
Total expenditure incurred during the year (at cost)	753,095	1,529,353

The ultimate recoupment of capitalised exploration expenditure is dependent upon the successful development and/or commercial exploitation or, alternatively through the sale of the respective underlying licenses.

The balance of \$22,164,704 (2020: \$22,770,344) at reporting date represents the carrying value of its Graphite assets in Tanzania.

10 TRADE AND OTHER PAYABLES

	FOR THE YEAR ENDED 30/06/2021	FOR THE YEAR ENDED 30/06/2020
	\$	\$
Trade creditors	143,193	295,795
Accruals	180,714	523,605
Other liabilities	62,972	19,626
	386,879	839,026

Included in trade creditors and accruals is an amount of \$42,741 (2020: \$107,325) relating to exploration expenditure.

NOTES TO THE CONSOLIDATED FINANCIAL STATEMENTS

11 ISSUED CAPITAL

	FOR THE YEAR ENDED 30/06/2021	FOR THE YEAR ENDED 30/06/2020
	\$	\$
849,264,173 ordinary shares issued and fully paid (30 June 2020: 628,943,708)	74,940,347	60,989,789
	74,940,347	60,989,789

Fully paid ordinary shares

	NUMBER OF SHARES	SHARE CAPITAL
		\$
Balance at 30 June 2019	585,550,851	58,086,890
Shares issued under Placement 22 August 2019 (\$0.07 per share) – Cash	37,000,001	2,590,000
Shares issued to Directors - 28 October 2019 (\$0.07 per share) – Cash	5,857,142	410,000
Shares issued to Director – 31 December 2019 (\$0.07 per share) – Non-cash	535,714	37,500
Less: capital raising costs	-	(134,601)
Balance at 30 June 2020	628,943,708	60,989,789
Shares issued under 11 August 2020 Rights Issue (\$0.042 per share) – Cash	39,308,982	1,650,977
Shares issued under Placement 12 October 2020 (\$0.049 per share) – Cash	40,816,327	2,000,000
Shares issued under Placement 28 May 2021 (\$0.077 per share) – Cash	126,020,001	9,731,551
Shares issued to Directors and Consultants 30 December 2020 (0.042 per share) – Non-cash	4,096,779	172,065
Shares issued to Directors and Consultants 23 June 2021 (0.0968 per share) – Non-cash	1,292,353	104,134
Shares issued upon exercise of options – (various price per share) – Cash	8,786,023	667,939
Less: capital raising costs	-	(376,108)
Balance at 30 June 2021	849,264,173	74,940,347

Options

UNLISTED OPTIONS	OPENING BALANCE	EXERCISED IN YEAR	GRANTED IN YEAR	EXPIRED IN YEAR	CLOSING BALANCE
	NO.	NO.	NO.	NO.	NO.
Expiring 31 August 2020 at \$0.10	6,250,000	-	-	(6,250,000)	-
Expiring 31 August 2020 at \$0.10	6,250,000	-	-	(6,250,000)	-
Expiring 31 August 2020 at \$0.10	6,250,000	-	-	(6,250,000)	-
Expiring 31 August 2020 at \$0.10	6,250,000	-	-	(6,250,000)	-
Expiring 7 Nov 2021 at \$0.10	13,000,000	-	-	-	13,000,000
Expiring 18 Dec 2021 at \$0.10	3,000,000	-	-	-	3,000,000
Expiring 14 Mar 2021 at \$0.20	5,000,000	-	-	-	5,000,000
Expiring 9 Jul 2021 at \$0.07	5,000,000	(5,000,000)	-	-	-
Expiring 31 Oct 2021 at \$0.10	1,000,000	-	-	-	1,000,000
Expiring 28 October 2022 at \$0.15	9,200,000	-	-	-	9,200,000
Expiring 18 November 2022 at \$0.15	3,000,000	-	-	-	3,000,000
Expiring 10 August 2023 at \$0.084	-	-	35,522,958	-	35,522,958
Expiring 4 November 2023 at \$0.0785	-	-	5,000,000	-	5,000,000
Expiring 21 December 2023 at \$0.116	-	-	11,000,000	-	11,000,000
Expiring 24 January 2024 at \$0.116	-	-	1,000,000	-	1,000,000
	64,200,000	(5,000,000)	52,522,958	(25,000,000)	86,722,958

The weighted average exercise price of options at 30 June 2021 is \$0.11 (2020: \$0.11).

The weighted average remaining contractual life of options as at 30 June 2021 is 580 days (2020: 369 days).

12 RESERVES (NET OF INCOME TAX)

	FOR THE YEAR ENDED 30/06/2021	FOR THE YEAR ENDED 30/06/2020
	\$	\$
Reserves		
Share based payments reserve (i)	1,077,067	1,132,872
Foreign translation reserve (ii)	(75,845)	1,256,565
	1,001,222	2,389,437

(i) *Share Based Payments Reserve*

The share based payments reserve comprises any equity settled share based payment transactions and other options transactions. The reserve will be reversed against share capital when the underlying rights are exercised.

	FOR THE YEAR ENDED 30/06/2021	FOR THE YEAR ENDED 30/06/2020
	\$	\$
Balance at the beginning of the year	1,132,872	796,126
Add: Amounts expensed in the current year	676,238	336,746
Less: Options expired in the current year	(732,043)	-
	1,077,067	1,132,872

(ii) *Foreign Translation Reserve*

The foreign translation reserve arises on the consolidation of the Group's overseas subsidiary, Mahenge Resources Limited. Refer to consolidated statement of changes in equity for reconciliation of movement.

13 ACCUMULATED LOSSES

	FOR THE YEAR ENDED 30/06/2021	FOR THE YEAR ENDED 30/06/2020
	\$	\$
Balance at beginning of the year	40,660,314	37,273,029
Net loss attributable to members	2,850,250	3,387,285
Transfer from share option reserve	(732,043)	-
Balance at end of year	42,778,521	40,660,314

NOTES TO THE CONSOLIDATED FINANCIAL STATEMENTS

14 SHARE BASED PAYMENTS

(a) Employee Share Incentive Scheme

The establishment of the Black Rock Mining Employee Share Incentive Option Plan ("Plan") was initially approved by special resolution at a General Meeting of shareholders of the Company held on 21 November 2006 and approval renewed by shareholders on 18 November 2009, 28 November 2013 and 23 November 2020. All eligible Directors, executive officers and employees of Black Rock Mining are eligible to participate in the Plan.

The Plan allows the Company to issue options to eligible persons. The options can be granted free of charge and are exercisable at a fixed price calculated in accordance with the Plan.

The fair value of the equity-settled share options granted is estimated as at the date of grant using a Black Scholes model taking into account the terms and conditions upon which the options were granted.

During the year, the share based payment expense recognised in the consolidated statement of profit and loss totaled \$952,436 (2020: \$374,246).

Share based payment arrangements relating to Directors and employees:

GRANT DATE	EXPIRY DATE	EXERCISE PRICE	NUMBER OF OPTIONS AT THE BEGINNING OF THE YEAR	OPTIONS GRANTED THIS YEAR	OPTIONS EXERCISED THIS YEAR	OPTIONS LAPSED, EXPIRED THIS YEAR	NUMBER OF OPTIONS AT THE END OF THE YEAR	OPTIONS EXERCISABLE AT THE END OF THE YEAR	FAIR VALUE AT GRANT DATE
17/10/17	31/8/20	\$0.10	1,250,000	-	-	(1,250,000)	-	-	\$0.0259
17/10/17	31/8/20	\$0.10	1,250,000	-	-	(1,250,000)	-	-	\$0.0259
17/10/17	31/8/20	\$0.10	1,250,000	-	-	(1,250,000)	-	-	\$0.0259
17/10/17	31/8/20	\$0.10	1,250,000	-	-	(1,250,000)	-	-	\$0.0259
28/10/17	31/8/20	\$0.10	3,750,000	-	-	(3,750,000)	-	-	\$0.0122
28/11/17	31/8/20	\$0.10	3,750,000	-	-	(3,750,000)	-	-	\$0.0140
28/11/17	31/8/20	\$0.10	3,750,000	-	-	(3,750,000)	-	-	\$0.0193
28/11/17	31/8/20	\$0.10	3,750,000	-	-	(3,750,000)	-	-	\$0.0259
7/11/18	7/11/21	\$0.10	10,000,000	-	-	-	10,000,000	10,000,000	\$0.0132
8/11/18	31/10/21	\$0.10	1,000,000	-	-	-	1,000,000	1,000,000	\$0.0094
2/5/19	2/5/22	\$0.15	1,500,000	-	-	-	1,500,000	1,500,000	\$0.0408
2/5/19	2/5/22	\$0.15	1,500,000	-	-	-	1,500,000	1,500,000	\$0.0271
28/10/19	28/10/22	\$0.15	9,200,000	-	-	-	9,200,000	9,200,000	\$0.0268
4/11/20	4/11/23	\$0.0785	-	5,000,000	-	-	5,000,000	2,500,000	\$0.0245
23/11/20	21/12/23	\$0.116	-	11,000,000	-	-	11,000,000	5,500,000	\$0.0388
25/1/21	24/1/24	\$0.116	-	1,000,000	-	-	1,000,000	500,000	\$0.1018
1/5/21	1/5/24	\$0.20	-	1,500,000	-	-	1,500,000	1,500,000	\$0.0646
			43,200,000	18,500,000	0	(20,000,000)	41,700,000	33,200,000	

14 SHARE BASED PAYMENTS - CONTINUED

(a) Employee Share Incentive Scheme - CONTINUED

Share based payment arrangements relating to Directors and employees: - CONTINUED

EMPLOYEES & CONSULTANTS

Tranche	
Grant date	4-Nov-20
Number of options	5,000,000
Method	Black Scholes
Grant date share price (cents)	5.6
Exercise price (cents)	7.85
Expected volatility	81%
Option life (years)	3.00 years
Dividend yield	Nil
Risk-free interest rate	0.1%

DIRECTORS

Tranche	
Grant date	23-Nov-20
Number of options	11,000,000
Method	Black Scholes
Grant date share price (cents)	8.5
Exercise price (cents)	11.6
Expected volatility	82%
Option life (years)	3.00 years
Dividend yield	Nil
Risk-free interest rate	0.1%

CONSULTANTS

Tranche	
Grant date	25-Jan-21
Number of options	1,000,000
Method	Black Scholes
Grant date share price (cents)	16.5
Exercise price (cents)	11.6
Expected volatility	85%
Option life (years)	3.00 years
Dividend yield	Nil
Risk-free interest rate	0.1%

CONSULTANTS

Tranche	
Grant date	1-May-21
Number of options	1,500,000
Method	Black Scholes
Grant date share price (cents)	14
Exercise price (cents)	20
Expected volatility	86%
Option life (years)	3.00 years
Dividend yield	Nil
Risk-free interest rate	0.2%

NOTES TO THE CONSOLIDATED FINANCIAL STATEMENTS

14 SHARE BASED PAYMENTS - CONTINUED

(a) Employee Share Incentive Scheme - CONTINUED

Share based payment arrangements relating to Directors and employees: - CONTINUED

The following reconciles the outstanding share options granted under the Plan at the beginning and end of the financial year.

	2021		2020	
	NUMBER OF OPTIONS	WEIGHTED AVERAGE EXERCISE PRICE (CENTS)	NUMBER OF OPTIONS	WEIGHTED AVERAGE EXERCISE PRICE (CENTS)
Balance at the beginning of the financial year	43,200,000	0.114	34,000,000	10.4
Granted during the financial year:				
- Directors	11,000,000	0.116	9,200,000	15.0
- Employees & consultants	7,500,000	0.108	-	-
Expired during the financial year:				
- Directors	(15,000,000)	0.100	-	-
- Employees & consultants	(5,000,000)	0.100	-	-
Balance at the end of the financial year	41,700,000	0.120	43,200,000	11.4
Vested and Exercisable at the end of the year	33,200,000	0.124	43,200,000	11.4

Expected volatility is based on the movement of the underlying share price around its average price over the expected term of the option.

Balance at end of the financial year

The share options outstanding and exercisable at the end of the financial year under the Plan had a weighted average exercise price of \$0.120 (2020: \$0.114) and a weighted average remaining contractual life of 564 days (2020: 396 days).

15 KEY MANAGEMENT PERSONNEL COMPENSATION

The key management personnel of Black Rock Mining during the year were:

Richard Crookes	Non-Executive Chairman	Appointed – 16 October 2017
Ian Murray	Non-Executive Director	Appointed – 2 May 2019
John de Vries	Chief Executive Officer & Managing Director	Appointed – 16 March 2017
Gabriel Chiappini	Non-Executive Director & Company Secretary	Appointed – 21 March 2012

Details of the remuneration of key management personnel are set out as follows:

	FOR THE YEAR ENDED 30 JUNE 2021	FOR THE YEAR ENDED 30 JUNE 2020
	\$	\$
Short-term employee benefit	356,321	569,145
Post-employment benefits	44,270	40,770
Share-based payments	582,503	265,345
Bonus	-	-
Other	43,900	-
	1,026,994	875,260

16 REMUNERATION OF AUDITORS

Auditor of the parent entity

During the year the following fees were paid or were payable for services provided by the Auditor of the Company, its network firms and non-related audit firms:

	FOR THE YEAR ENDED 30/06/2021	FOR THE YEAR ENDED 30/06/2020
	\$	\$
Audit or review of the financial statements (Parent Auditor)	46,050	37,275
Audit or review of the financial statements (Other group entities Auditor)	8,963	11,153
	54,993	48,428

The Auditor of Black Rock Mining is Deloitte Touche Tohmatsu.

17 RELATED PARTY TRANSACTIONS

Remuneration details for Directors and executives are included in the Remuneration Report and have been audited.

Balances and transactions between the Company and its subsidiaries, which are related parties of the Company, have been eliminated on consolidation and are not disclosed in this note.

During the reporting period the following costs were incurred to key management personnel for services in addition to those shown elsewhere in this note:

DIRECTOR	VALUE \$	DESCRIPTION
Gabriel Chiappini	72,270	Amounts to Laurus Corporate Services, a Company Mr Chiappini is a shareholder and Director of, for the provision of Company Secretarial and Non-executive Director services.
Gabriel Chiappini	22,000	Amounts to Laurus Corporate Services, a Company Mr Chiappini is a shareholder and Director of, for the provision of out of scope consultancy services provided during the financial year.

18 EXPENDITURE COMMITMENTS

a. Exploration

As part of the Company's license conditions with the Tanzanian Energy and Minerals Department, the Company is obliged to pay the below amounts per square kilometre to keep its tenements in good standing.

The license costs per annum are as follows:

PROJECT NAME	LICENSE TYPE	LICENSE NUMBER	AREA KM ²	RATE PER KM ²	TOTAL
Mahenge North	Mining License	ML 611/2019	9.94	USD 2,000	USD 19,880
Mahenge North	Mining License	ML 612/2019	9.79	USD 2,000	USD 19,580
Mahenge North	Prospecting License	PL 11486/2020	118.37	USD 100	USD 11,837
Mahenge East	Prospecting License	PL 10426/2014	77.46	USD 150	USD 11,619
Mahenge Southwest	Prospecting License	PL 10427/2014	111.60	USD 150	USD 16,740
			327.16		USD 79,656

As part of the original conditions to acquire the exploration licences there were minimum exploration expenditure commitments. These have all been met by 30 June 2021.

NOTES TO THE CONSOLIDATED FINANCIAL STATEMENTS

18 EXPENDITURE COMMITMENTS - CONTINUED

a. Exploration - CONTINUED

As part of the contract to acquire the graphite exploration licences, under certain milestone conditions the Company will be obliged to make additional payments. These payments are subject to the following conditions:

Exploration licence PL10111/2014, PL10426/2014 and PL10427/2014

- \$250,000 cash or equivalent number of fully paid Black Rock Mining shares (at the election of the vendor) upon announcement of a JORC compliant resource of greater than 250,000 tonnes of contained graphite at >9% TGC. Issue price of shares to be calculated based on the preceding seven (7) day VWAP; and
- \$375,000 cash and the equivalent value (\$375,000) in Black Rock Mining Shares to be paid when a JORC compliant Resource with greater than 1,000,000 tonnes of contained graphite at >9% total graphite content at any of the Projects is announced by Black Rock Mining on the ASX. The issue price of BKT Shares is to be calculated based on the VWAP of Black Rock Mining Shares in the 5 days prior to the release of the announcement.

Exploration Program

There are no commitments to exploration as at the date of this report.

b. Capital Commitments

The Group has no capital commitments (2020: Nil).

c. Short-term Lease Commitments

On the 31 May 2021 the Company extended the license agreement for its service office at 45 Ventnor Avenue, West Perth with the following applicable terms and conditions:

Commencement date: 1 June 2021

Expiry date: 30 November 2021

Monthly License fee: \$6,600 incl. GST

Notice period: from 31 May 2021 either party may terminate the license by providing 60 days notice.

The Group has assessed its short-term lease and determined that it does not fulfil the requirements of AASB 16.

At 30 June 2021 the Company had a commitment under the license of \$30,000 (ex GST) all of which is due and payable within 12 months.

d. Contractual Commitments

As at 30 June 2021, the Group had no contractual expenditure commitments in place. (June 2020: Nil)

19 LOSS PER SHARE

The following reflects the profit/ (loss) and share details used in the calculation of basic and diluted profit/ (loss) per share:

	FOR THE YEAR ENDED 30/06/2021	FOR THE YEAR ENDED 30/06/2020
	\$	\$
Profit/(Loss) used in calculating basic and diluted loss per share	(2,850,250)	(3,387,285)
Weighted average number of ordinary shares used in calculating basic and diluted profit/(loss) per share:	707,527,614	621,227,172
Basic and diluted profit/(loss) per share	(\$0.00403)	(\$0.00545)

The consolidated entity's options potentially dilute basic earnings per share in the future. However, they have been excluded from the calculations of diluted earnings per share because they are anti-dilutive and out of the money for the years presented.

20 FINANCIAL INSTRUMENTS

The Group manages its capital to ensure that entities in the Group will be able to continue as going concerns while maximising the return to stakeholders through the optimisation of the debt and equity balances. The Group's overall strategy remains unchanged from 2020.

The Group holds the following financial instruments, all of which the fair value is equal to the carrying value:

	FOR THE YEAR ENDED 30/06/2021	FOR THE YEAR ENDED 30/06/2020
	\$	\$
Financial assets		
Cash and cash equivalents	11,298,422	722,097
Trade and other receivables	145,003	93,368
Total financial assets	11,443,425	815,465
Financial liabilities		
Trade and other payables	(386,879)	(839,026)
Provisions	(81,714)	(59,812)
Total financial liabilities	(468,593)	(898,838)
Net financial instruments	10,974,832	(83,373)

The capital structure of the Group consists of net debt (current liabilities offset by cash and bank balances as detailed in note 7) and equity of the Group (comprising issued capital, reserves and accumulated losses as detailed in notes 11, 12 and 13).

a. Capital Management

The main focus of the Group's capital management policy is to ensure adequate working capital to fund the exploration and development activities of its Mahenge Graphite Project. This is done through the close monitoring of cash flow projections.

The Group's working capital as at balance date was:

	FOR THE YEAR ENDED 30/06/2021	FOR THE YEAR ENDED 30/06/2020
	\$	\$
Cash and bank balances	11,298,422	722,097
Trade and other receivables	145,003	93,368
Trade and other payables	(386,879)	(839,026)
	11,056,546	(23,561)

Refer to Going Concern assumption disclosure for further details on working capital management.

Financial risk management

The Group's activities expose it to a variety of financial risks: market risk (including currency risk and interest rate), credit risk and liquidity risk. The Group's overall risk management program focuses on the unpredictability of financial markets and seeks to minimise potential adverse effects on the financial performance of the Group. The Group does not use derivative financial instruments.

Risk management is the responsibility of the Board of Directors.

NOTES TO THE CONSOLIDATED FINANCIAL STATEMENTS

20 FINANCIAL INSTRUMENTS - CONTINUED

Market risk

Foreign exchange risk

The Group transacts in US Dollars in relation to its Tanzanian operations and is exposed to foreign exchange currency movements arising from various currency exposures, primarily with respect to the US Dollar and the Tanzanian Shilling.

Foreign exchange risk arises from recognised assets and liabilities denominated in a currency that is not the entity's functional currency and net investments in foreign operations.

The Group's exposure to foreign currency risk at the reporting date was as follows:

Group sensitivity

The parent entity advances funds to the Tanzanian subsidiary in US Dollars. The foreign exchange is recognised in the parent entity.

The consolidated entity's pre-tax loss for the year would have been \$56,082 higher/lower (2020: \$72,293 higher/ lower) had the Australian dollar strengthened/weakened by 10% against the US Dollar.

Cash flow and fair value interest rate risk

The Group is exposed to interest rate risk through cash and cash equivalents \$11,298,422 (2020: \$722,097).

At 30 June 2021, if the interest rates had weakened/strengthened by 100 basis points from the year-end rates with all other variables held constant, post-tax profit for the year would have been \$106 lower/higher (2020: \$287 lower/higher) mainly as a result of interest income decreases/increases.

Credit risk

Credit risk is managed on a group basis. Credit risk arises from cash and cash equivalents as well as credit exposures to customers, including outstanding receivables and committed transactions.

Cash and cash equivalents are held with recognisable banking and financial institutions. The maximum exposure to credit risk for cash and cash equivalents is the carrying value.

Other receivables are due from third parties considered credit worthy. The maximum exposure to credit risk for other receivables at the reporting date is the carrying amount. The ageing analysis of receivables is as follows:

DEBTOR	< 30 DAYS
Other receivables	\$100,003
Restricted Cash	\$45,000

The credit quality of financial assets that are neither past due nor impaired can be assessed by reference to external credit ratings (if available) or to historical information about counterparty default rates.

Liquidity risk

Prudent liquidity risk management implies maintaining sufficient cash to ensure that the Group's liabilities can be settled as and when they become due.

Maturities of financial liabilities

The tables below analyses the Group's financial liabilities into relevant maturity groupings based on the remaining period at the reporting date to the contractual maturity date. The amounts disclosed in the table are the contractual undiscounted cash flows.

CREDITOR	<1 MONTH
Trade payables	\$143,192

Fair value estimation

The fair value of financial assets and financial liabilities must be estimated for recognition and measurement or for disclosure purposes. The carrying values less impairment provision of trade receivables and payables are assumed to approximate their fair values due to their short-term nature.

21 CONTINGENT LIABILITIES

There were no material contingent liabilities as at 30 June 2021 (2020: Nil).

22 EVENTS AFTER THE REPORTING DATE

Other than the below, the Directors are not aware of any matter or circumstance that has significant or may significantly affect the operation of the Company or the results of those operations, or the state of affairs of the Company in subsequent financial years.

- On 1 July 2021 Black Rock Mining announced that it had signed a Memorandum of Understanding with United States Clean Tech Graphite Processing Company Urbix, Inc for an innovative supply chain partnership collaboration on battery anode processing.
- On 13 August 2021 Black Rock Mining announced that new Binding Term Sheets for Offtake had been agreed with the Company's existing Offtake customers, Taihe Soar (Dalian) Supply Chain Management and Qingdao Yujinxi New Material Co Ltd. The binding agreements are for the supply of large flake graphite concentrate and remain subject to both parties satisfying certain conditions precedent.

23 PARENT ENTITY INFORMATION

The accounting policies of the parent entity, which have been applied in determining the financial information shown below, are the same as those applied in the consolidated financial statements. Refer to note 3 for a summary of significant account policies.

Financial Position

	FOR THE YEAR ENDED 30/06/2021	FOR THE YEAR ENDED 30/06/2020
	\$	\$
Assets		
Current assets	11,428,880	814,881
Non-current assets	7,500,645	7,000,315
Total assets	18,929,525	7,815,196
Liabilities		
Current liabilities	402,304	490,164
Non-current liabilities	-	-
Total liabilities	402,304	490,164
Equity		
Issued capital	74,940,348	60,989,790
Retained earnings	(57,490,194)	(54,797,630)
Reserves	1,077,067	1,132,872
Total equity	18,527,221	7,325,032

Financial performance

	FOR THE YEAR ENDED 30/06/2021	FOR THE YEAR ENDED 30/06/2020
	\$	\$
Loss for the year	3,424,607	3,804,467
Other comprehensive income	-	-
Total comprehensive loss	3,424,607	3,804,467

Commitments and contingent liabilities are consistent with Note 21.

DIRECTORS' DECLARATION

The Directors declare that:

- (a) in the Directors' opinion, there are reasonable grounds to believe that the Company will be able to pay its debts as and when they become due and payable;
- (b) in the Directors' opinion, the attached financial statements are in compliance with International Financial Reporting Standards, as stated in note 1 to the financial statements;
- (c) in the Directors' opinion, the attached financial statements and notes thereto are in accordance with the *Corporations Act 2001*, including compliance with accounting standards and giving a true and fair view of the financial position and performance of the Consolidated Entity; and
- (d) the Directors have been given the declarations required by s.295A of the *Corporations Act 2001*.

Signed in accordance with a resolution of the Directors made pursuant to s. 295(5) of the *Corporations Act 2001*.

On behalf of the Directors

Richard Crookes

Richard Crookes
CHAIRMAN

Dar es Salaam, 28 September 2021



Deloitte Touche Tohmatsu
ABN 74 490 121 060

Tower 2, Brookfield Place
123 St Georges Terrace
Perth WA 6000
GPO Box A46
Perth WA 6837 Australia

Tel: +61 8 9365 7000
Fax: +61 8 9365 7001
www.deloitte.com.au

Independent Auditor's Report to the members of Black Rock Mining Limited

Report on the Audit of the Financial Report

Opinion

We have audited the financial report of Black Rock Mining Limited (the "Company") and its subsidiaries (the "Group") which comprises the consolidated statement of financial position as at 30 June 2021, the consolidated statement of profit or loss and other comprehensive income, the consolidated statement of changes in equity and the consolidated statement of cash flows for the year then ended, and notes to the financial statements, including a summary of significant accounting policies and other explanatory information, and the directors' declaration.

In our opinion, the accompanying financial report of the Group is in accordance with the *Corporations Act 2001*, including:

- Giving a true and fair view of the Group's financial position as at 30 June 2021 and of its financial performance for the year then ended; and
- Complying with Australian Accounting Standards and the Corporations Regulations 2001.

Basis for Opinion

We conducted our audit in accordance with Australian Auditing Standards. Our responsibilities under those standards are further described in the Auditor's Responsibilities for the Audit of the Financial Report section of our report. We are independent of the Group in accordance with the auditor independence requirements of the *Corporations Act 2001* and the ethical requirements of the Accounting Professional & Ethical Standards Board's *APES 110 Code of Ethics for Professional Accountants (including Independence Standards)* (the Code) that are relevant to our audit of the financial report in Australia. We have also fulfilled our other ethical responsibilities in accordance with the Code.

We confirm that the independence declaration required by the *Corporations Act 2001*, which has been given to the directors of the Company, would be in the same terms if given to the directors as at the time of this auditor's report.

We believe that the audit evidence we have obtained is sufficient and appropriate to provide a basis for our opinion.

Key Audit Matters

Key audit matters are those matters that, in our professional judgement, were of most significance in our audit of the financial report for the current period. These matters were addressed in the context of our audit of the financial report as a whole, and in forming our opinion thereon, and we do not provide a separate opinion on these matters.

Liability limited by a scheme approved under Professional Standards Legislation
Member of Deloitte Asia Pacific Limited and the Deloitte organisation.



Key Audit Matter	How the scope of our audit responded to the Key Audit Matter
<p>Carrying value of Exploration and Evaluation Assets</p> <p>As at 30 June 2021, the carrying value of exploration and evaluation assets amounts to \$22,164,704 including additions of \$753,095 as disclosed in Note 9.</p> <p>Significant judgement is applied in determining the treatment of exploration and evaluation expenditure including:</p> <ul style="list-style-type: none"> • whether the conditions for capitalisation are satisfied; • which elements of exploration and evaluation expenditure qualify for capitalisation; • the Group's intentions and ability to proceed with a future work program; • The classification of Exploration & Evaluation Assets vs. Development Assets; • the likelihood of licence renewal or extension; and • the expected or actual success of resource evaluation and analysis. 	<p>Our procedures associated with exploration and evaluation expenditure incurred during the year included, but were not limited to:</p> <ul style="list-style-type: none"> • obtaining an understanding of the key controls associated with the capitalisation or expensing of exploration and evaluation expenditure; and • testing on a sample basis, exploration and evaluation expenditure to confirm the nature of the costs incurred, and the appropriateness of the classification between asset and expense. <p>Our procedures associated with the carrying value of exploration and evaluation assets included, but were not limited to:</p> <ul style="list-style-type: none"> • obtaining an understanding of the key controls associated with the identification of indicators of impairment; • evaluating management's impairment indicator assessment, including consideration as to whether any of the following events exist at the reporting date which may indicate that exploration and evaluation assets may not be recoverable: <ul style="list-style-type: none"> ○ obtaining a schedule of the area of interest held by the Group and confirming whether the rights to tenure of that area of interest remained current at balance date; ○ holding discussions with management as to the status of ongoing exploration programs in the respective area of interest; and ○ assessing whether any facts or circumstances existed to suggest impairment testing was required. <p>Our procedures associated with the classification of Exploration & Evaluation Assets included, but were not limited to:</p> <ul style="list-style-type: none"> ○ holding discussions with management in relation to any commitments entered into; ○ review of board minutes and contracts to assess whether these would indicate that a final investment decision has been made; and ○ performing subsequent events procedures to identify if any final investment decision has been made after the reporting date. <p>We also assessed the appropriateness of the disclosures in Note 9 to the financial statements.</p>

Other Information

The directors are responsible for the other information. The other information comprises the information included in the Group's annual report for the year ended 30 June 2021, but does not include the financial report and our auditor's report thereon.

Deloitte.

Our opinion on the financial report does not cover the other information and we do not express any form of assurance conclusion thereon.

In connection with our audit of the financial report, our responsibility is to read the other information and, in doing so, consider whether the other information is materially inconsistent with the financial report or our knowledge obtained in the audit, or otherwise appears to be materially misstated. If, based on the work we have performed, we conclude that there is a material misstatement of this other information, we are required to report that fact. We have nothing to report in this regard.

Responsibilities of the Directors for the Financial Report

The directors of the Company are responsible for the preparation of the financial report that gives a true and fair view in accordance with Australian Accounting Standards and the Corporations Act 2001 and for such internal control as the directors determine is necessary to enable the preparation of the financial report that gives a true and fair view and is free from material misstatement, whether due to fraud or error.

In preparing the financial report, the directors are responsible for assessing the ability of the Group to continue as a going concern, disclosing, as applicable, matters related to going concern and using the going concern basis of accounting unless the directors either intend to liquidate the Group or to cease operations, or have no realistic alternative but to do so.

Auditor's Responsibilities for the Audit of the Financial Report

Our objectives are to obtain reasonable assurance about whether the financial report as a whole is free from material misstatement, whether due to fraud or error, and to issue an auditor's report that includes our opinion. Reasonable assurance is a high level of assurance, but is not a guarantee that an audit conducted in accordance with the Australian Auditing Standards will always detect a material misstatement when it exists. Misstatements can arise from fraud or error and are considered material if, individually or in the aggregate, they could reasonably be expected to influence the economic decisions of users taken on the basis of this financial report.

As part of an audit in accordance with the Australian Auditing Standards, we exercise professional judgement and maintain professional scepticism throughout the audit. We also:

- Identify and assess the risks of material misstatement of the financial report, whether due to fraud or error, design and perform audit procedures responsive to those risks, and obtain audit evidence that is sufficient and appropriate to provide a basis for our opinion. The risk of not detecting a material misstatement resulting from fraud is higher than for one resulting from error, as fraud may involve collusion, forgery, intentional omissions, misrepresentations, or the override of internal control.
- Obtain an understanding of internal control relevant to the audit in order to design audit procedures that are appropriate in the circumstances, but not for the purpose of expressing an opinion on the effectiveness of the Group's internal control.
- Evaluate the appropriateness of accounting policies used and the reasonableness of accounting estimates and related disclosures made by the directors.
- Conclude on the appropriateness of the directors' use of the going concern basis of accounting and, based on the audit evidence obtained, whether a material uncertainty exists related to events or conditions that may cast significant doubt on the Group's ability to continue as a going concern. If we conclude that a material uncertainty exists, we are required to draw attention in our auditor's report to the related disclosures in the financial report or, if such disclosures are inadequate, to modify our opinion. Our conclusions are based on the audit evidence obtained up to the date of our auditor's report. However, future events or conditions may cause the Group to cease to continue as a going concern.
- Evaluate the overall presentation, structure and content of the financial report, including the disclosures, and whether the financial report represents the underlying transactions and events in a manner that achieves fair presentation.
- Obtain sufficient appropriate audit evidence regarding the financial information of the entities or business activities within the Group to express an opinion on the financial report. We are responsible for the direction, supervision and performance of the Group's audit. We remain solely responsible for our audit opinion.

Deloitte.

We communicate with the directors regarding, among other matters, the planned scope and timing of the audit and significant audit findings, including any significant deficiencies in internal control that we identify during our audit.

We also provide the directors with a statement that we have complied with relevant ethical requirements regarding independence, and to communicate with them all relationships and other matters that may reasonably be thought to bear on our independence, and where applicable, actions taken to eliminate threats or safeguards applied.

From the matters communicated with the directors, we determine those matters that were of most significance in the audit of the financial report of the current period and are therefore the key audit matters. We describe these matters in our auditor's report unless law or regulation precludes public disclosure about the matter or when, in extremely rare circumstances, we determine that a matter should not be communicated in our report because the adverse consequences of doing so would reasonably be expected to outweigh the public interest benefits of such communication.

Report on the Remuneration Report

Opinion on the Remuneration Report

We have audited the Remuneration Report included on pages 13 to 17 of the Directors' Report for the year ended 30 June 2021.

In our opinion, the Remuneration Report of Black Rock Mining Limited, for the year ended 30 June 2021, complies with section 300A of the Corporations Act 2001.

Responsibilities

The directors of the Company are responsible for the preparation and presentation of the Remuneration Report in accordance with section 300A of the Corporations Act 2001. Our responsibility is to express an opinion on the Remuneration Report, based on our audit conducted in accordance with Australian Auditing Standards.



DELOITTE TOUCHE TOHMATSU



David Newman
Partner
Chartered Accountants
Perth, 28 September 2021

ORDINARY FULLY PAID SHARES

Range of units as of 24 September 2021

RANGE	TOTAL HOLDERS	UNITS	% UNITS
1 - 1,000	158	54,104	0.01
1,001 - 5,000	247	788,410	0.09
5,001 - 10,000	261	2,075,314	0.24
10,001 - 100,000	1,120	45,969,760	5.40
100,001 Over	600	801,845,023	94.25
Rounding			0.01
Total	2,386	850,732,611	100.00

Unmarketable parcels

	MINIMUM PARCEL SIZE	HOLDERS	UNITS
Minimum \$ 500.00 parcel at \$ 0.1950 per unit	2,565	240	201,377

Top 20 Shareholders as of 24 September 2021

RANK	NAME	UNITS	% UNITS
1	POSCO LTD	126,020,001	14.81
2	EYEON INVESTMENTS PTY LTD <EYEON INVESTMENTS FAMILY A/C>	60,253,651	7.08
3	COPULOS SUPERANNUATION PTY LTD <COPULOS PROVIDENT FUND A/C>	44,311,368	5.21
4	EYEON NO 2 PTY LTD	22,066,433	2.59
5	DANIEL TURNER CAPITAL PTY LTD <DANIEL TURNER FAMILY A/C>	20,424,256	2.40
6	JAWAF ENTERPRISES PTY LTD <HALL FAMILY A/C>	14,651,875	1.72
7	CITICORP NOMINEES PTY LIMITED	13,648,946	1.60
8	WESTPARK OPERATIONS PTY LTD <WESTPARK OPERATIONS UNIT A/C>	13,561,674	1.59
9	HSBC CUSTODY NOMINEES (AUSTRALIA) LIMITED	12,877,963	1.51
10	SPACETIME PTY LTD <COPULOS EXEC S/FUND NO 1 A/C>	12,617,753	1.48
11	MR CHIN YONG CHONG	12,503,005	1.47
12	GASMERE PTY LTD	12,472,633	1.47
13	E & E HALL PTY LTD <E & E HALL P/L S/F A/C>	11,045,376	1.30
14	DANIEL TURNER HOLDINGS PTY LTD <DANIEL TURNER SUPERFUND A/C>	10,097,396	1.19
15	MR WARREN WILLIAM BROWN + MRS MARILYN HELENA BROWN	9,492,500	1.12
16	RETZOS EXECUTIVE PTY LTD <RETZOS EXECUTIVE S/FUND A/C>	8,811,363	1.04
17	CHRIKIM PTY LTD <GEOFFREY WRIGHT INCOME A/C>	8,600,000	1.01
18	TISDELL FAMILY SUPER PTY LTD <TISDELL FAMILY SUPER A/C>	7,800,000	0.92
19	BNP PARIBAS NOMINEES PTY LTD <IB AU NOMS RETAILCLIENT DRP>	7,779,087	0.91
20	CITYWEST CORP PTY LTD <COPULOS SUNSHINE UNIT A/C>	6,721,422	0.79
Totals: Top 20 holders of ORDINARY FULLY PAID SHARES (Total)		435,756,702	51.22
Total Remaining Holders Balance		414,975,909	48.78

Substantial holders

NAME	UNITS	% UNITS
Copulos Group	156,736,464	18.61%
POSCO	126,020,001	14.80%

Mahenge Graphite Project

Black Rock Mining Limited is an Australian based company listed on the Australian Securities Exchange (ASX:BKT). The Company has a 100% interest in the Mahenge Graphite Project (the "Project") located in Tanzania. The Project has a JORC compliant Mineral Resource Estimate of 212m tonnes at 7.8% TGC. It also has Ore Reserves of 70m tonnes at 8.5% TGC. The Ore Reserves support a mine life of up to 350k tonnes of graphite per annum for a reserve life of 16 years. Since the release of the Mineral Resource Estimate, the Company confirms that it is not aware of any new information or data that materially affects the Mineral Resource Estimate.

In October 2018, the Company released a Definitive Feasibility Study (DFS) for the Project, which was based on strong customer demand. This DFS was enhanced in July 2019, and demonstrates exceptional financial metrics including:

- Low Capex: Lowest peak capital expenditure of US\$116M for phase one*
- High Margin: AISC margin of 63.1%;
- Low Technical Risk: Substantial pilot plant operations run of 110 tonnes; and
- Superior Economics: IRR of 44.8% with NPV10 of US\$1.16bn (A\$1.65bn**)

Following release of the Enhanced DFS in July 2019, the Company confirms that it is not aware of any new data or information that materially affects the results of the Enhanced DFS and that all material assumptions and technical parameters underpinning the estimates in the relevant market announcements continue to apply and have not materially changed.

In February 2019, the Company announced receipt of its mining licence for the DFS project. In May 2019, the Company announced it had substantially allocated planned production with up to 255k tonnes per annum of graphite committed to sale by year three of production, through Pricing Framework Agreements. The Company is progressing these agreements into binding offtake commitments.

The Company is currently advancing financing discussions and detailed engineering with a view to commencing construction of the mine.

JORC Compliant Mineral Resource Estimate and Ore Reserve

	TONNES	GRADE	CONTAINED GRAPHITE
	(MT)	(% TGC)	(MT)
Ore Reserves			
- Proven	0.0	0.0	0.0
- Probable	70.0	8.5	6.0
Total Ore Reserves	70.0	8.5	6.0
Mineral Resources			
- Measured	25.5	8.6	2.2
- Indicated	88.1	7.9	6.9
Total Measured & Indicated	113.6	8.1	9.1
- Inferred	98.3	7.6	7.4
Total Measured, Indicated & Inferred	211.9	7.8	16.6

* Forecast Capex has been classified as a Class 3 estimate with accuracy of $\pm 10\%$ as defined by AACE

** \$AUD/USD 0.70

Competent Person(s) Statement

The information in this report that relates to Exploration Results and Mineral Resource Statements is based on information compiled by John de Vries, who is a member of the AusIMM. He is an employee of Black Rock Mining. John de Vries has sufficient experience which is relevant to the style of mineralisation and type of deposit under consideration and to the activity which he is undertaking to qualify as a Competent Person as defined in the 2004 and 2012 Edition of the 'Australasian Code for Reporting of Exploration Results, Mineral Resources and Ore Reserves'.

The information that relates to Mineral Resources is based on and fairly represents information compiled by Mr Lauritz Barnes, (Consultant with Trepanier Pty Ltd) and Mr Prisin Moshi (Contracted Geologist). Mr Barnes and Mr Moshi are members of the Australian Institute of Mining and Metallurgy and have sufficient experience of relevance to the styles of mineralisation and types of deposits under consideration, and to the activities undertaken to qualify as Competent Persons as defined in the 2012 Edition of the Joint Ore Reserves Committee (JORC) Australasian Code for Reporting of Exploration Results, Mineral Resources and Ore Reserves. Mr Barnes, Mr Moshi and Mr de Vries consent to the inclusion in this report of the matters based on their information in the form and context in which they appear.

The Ore Reserves have been compiled by Black Rock Mining, under the direction of Mr John de Vries, who is a Member and Chartered Professional of the Australasian Institute of Mining and Metallurgy. Mr de Vries is a full-time employee of Black Rock Mining and holds ordinary shares and unlisted options in the Company as part of his total remuneration package. Mr de Vries has sufficient experience in Ore Reserve estimation relevant to the style of mineralisation and type of deposit under consideration to qualify as a Competent Person as defined in the 2012 Edition of the "Australasian Code for Reporting of Mineral Resources and Ore Reserves".

Forward Looking Statements

Various statements in this presentation constitute statements relating to intentions, future acts and events. Such statements are generally classified as “forward looking statements” and involve known and unknown risks, uncertainties and other important factors that could cause those future acts, events and circumstances to differ materially from what is presented or implicitly portrayed herein. Words such as “anticipates”, “expects”, “intends”, “plans”, “believes”, “seeks”, “estimates” and similar expressions are intended to identify forward-looking statements. Black Rock Mining cautions shareholders and prospective shareholders not to place undue reliance on these forward looking statements, which reflect the view of Black Rock Mining only as of the date of this presentation. The forward looking statements made in this presentation relate only to events as of the date on which the statements are made.



BLACK ROCK
MINING LIMITED

www.blackrockmining.com.au