

# BUILDING ON DORADO SUCCESS



## Managing Directors' comments.

The Dorado liquids development continues to make excellent progress with the award of contracts for the Front-End Engineering and design ("FEED") of the Floating Production, Storage and Offloading ("FPSO") facility and the Wellhead Platform ("WHP") to Altera and Sapura respectively.

Altera and Sapura bring considerable experience and expertise to these major components of the Dorado development. I am pleased with the progress being made on Dorado as the joint venture works towards a Final Investment Decision ("FID") in mid-2022.

Targeting an initial daily gross oil production rate of between 75,000 and 100,000 barrels, Dorado is a world class

## Quarter Highlights

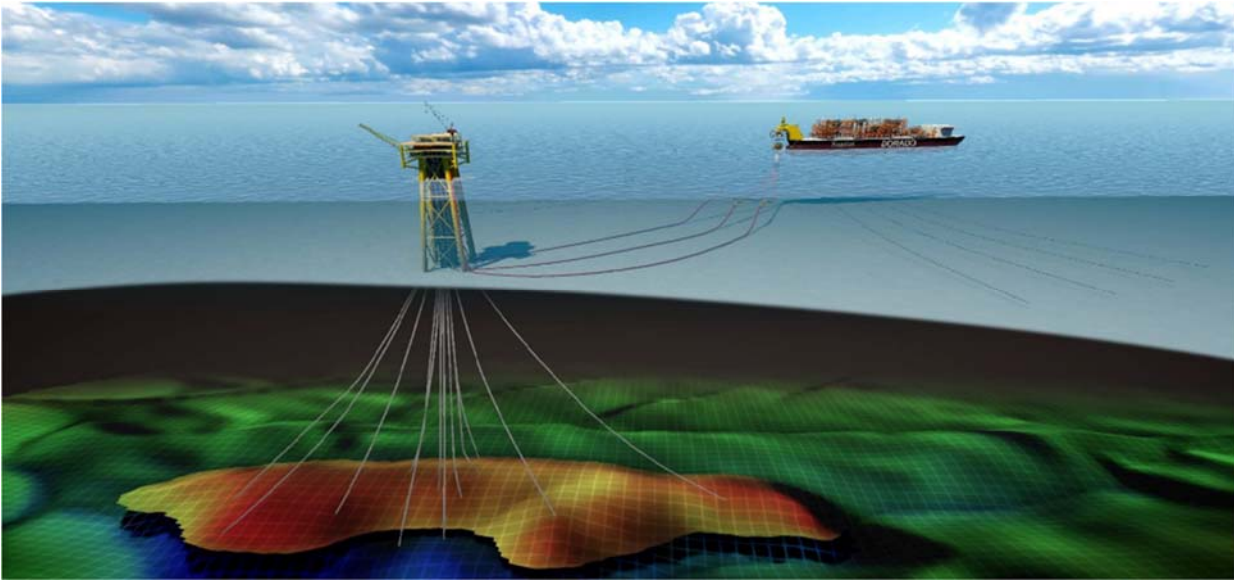
- **Dorado development FEED progressed with major contracts secured.**
- **Buffalo-10 well on schedule to start in November 2021.**
- **Pavo-1 and Apus-1 Bedout exploration wells scheduled to commence in early 2022.**
- **Renewable fuels bio refinery project to commence FEED shortly.**

asset capable of providing significant returns for shareholders.

Importantly, there is also a significant amount of tie-in potential close to the Dorado development. We are on track to explore these nearby resources with the Pavo-1 and Apus-1 wells scheduled to commence in early 2022. A discovery at these locations would provide enhanced economic outcomes and shorter development time frames if tied back to the Dorado facility, which is being designed for future exploration success.

Drilling preparations are also well advanced for the Buffalo-10 well in the Timor Sea, targeting a mid-case recoverable volume estimate of 31 million barrels (gross, 2C Contingent resource).

The Valaris JU-107 jack-up drilling rig has been secured along with key ancillary contracts. As such, the Buffalo-10 well is



**Schematic of the proposed Dorado field development layout.**

scheduled to commence in November 2021, once the rig has completed its current operations.

Due to a successful farm-out of the project earlier in the year, Carnarvon is free carried for the first US\$20m of the Buffalo-10 well costs, whilst retaining a 50% project interest and operatorship.

With three exploration wells scheduled for late 2021 and early 2022, the coming months represent a significant period of activity for the Company, with each well providing the potential to further transform the Company and add to the considerable value which is being presented by the Dorado development.

I was also pleased to announce the Company's net-zero emissions by 2050 commitment at the beginning of the quarter, even more so that Carnarvon has made tangible progress towards its commitment through its biorefinery joint venture.

During the quarter, the biorefinery joint venture completed testing which confirmed that the renewable diesel produced by our preferred biorefining technology will have a lower emissions profile than petroleum diesel. The project also has the potential to displace up to 170,000 tonnes of carbon emissions annually, with the opportunity to create a carbon negative project.

## **Dorado Development WA-437-P**

(Carnarvon 20%; Santos is the Operator)

The Dorado oil development, targeting around 150 million barrels of liquids (gross, 2C), has now commenced Front-End Engineering and design ("FEED") activities and is on schedule for a Final Investment Decision ("FID") around mid-2022.

The Phase-1 Dorado development involves the production of the liquids in the field to a Wellhead Platform ("WHP") which will

supply a Floating Production, Storage and Offloading (“FPSO”) vessel located approximately 2 kilometres away. Gas will be re-injected in this phase to enhance oil and condensate recovery followed by a future phase of gas production.

During the quarter, the Dorado joint venture awarded the FEED contract for the FPSO facility and the WHP contract.

The FPSO FEED contact has been awarded to Altera Infrastructure Production AS (“Altera”). The FPSO is the project’s largest component, comprising engineering, procurement of equipment, bulk materials and services, construction, installation, commissioning and testing of the facility. Altera has now commenced full definition engineering to confirm the technical requirements for the FPSO and associated disconnectable mooring system.

The contract for the design, construction and installation of the WHP has been awarded to Sapura Energy (“Sapura”). The WHP will be an unmanned installation located in 90 metres of water depth over the Dorado field, hosting the development wells and gas reinjection wells with minimal processing facilities, it will be remotely operated from the FPSO facility.

The Dorado facility is targeting an oil production rate of between 75,000 to 100,000 barrels per day. The facilities will also contain flexibility to support nearby future exploration success.

A key element of the Dorado project is its low emissions profile, with low CO<sub>2</sub> content of approximately less than 2% in the fluids.

In conjunction with its financial advisors, Carnarvon has formally commenced

engaging with financiers for the purpose of funding the development. There continues to be strong market interest in the project, particularly due to the robust economics of the field.

## **Buffalo Project Timor-Leste TL-SO-T-19-14**

(Carnarvon 50% and Operator)

Preparations to drill the Buffalo-10 well were considerably advanced during the quarter.

The Valaris JU-107 drilling rig has now been contracted to drill the well. The rig will move to the Buffalo drilling site once it has completed its current operations which are around 300 kilometres from the Buffalo location.

On this basis, the Buffalo-10 well is on schedule to spud in November 2021, targeting a mid-case recoverable volume estimate of 31 million barrels (gross, 2C Contingent Resource).

In addition to the drilling rig, ancillary contracts have now been signed with support vessels, helicopters, drilling service providers and shore base and logistics suppliers.

Following the successful completion of a farm-out of a 50% interest to Advance Energy Plc (“Advance”), Advance will now fund the drilling of the Buffalo-10 well up to US\$20m on a free carry basis.

Buffalo-10 is the first stage in the redevelopment of the Buffalo oil field in the Timor Sea. The field resides in 30 meters of water with a reservoir depth between 3,200 and 3,300 meters below the seabed.

Carnarvon, as the operator of the project, is preparing to drill a well that will penetrate the existing oil column remaining and assess the extent of the mapped attic oil column.

With a minimum economic field size estimated to be significantly lower than the mid-case volume estimate, there is a strong likelihood the Buffalo-10 well will confirm an economic project. Accordingly, Carnarvon's drilling plans provide for the Buffalo-10 well to be retained as the first production well in the redevelopment program.

For the above reasons, the Buffalo joint venture is also working on plans to compress the timeline to first production once the Buffalo-10 well confirms the expected recoverable oil resource. These plans include engaging with industry for supply and installation of suitable equipment to produce the oil.

## Bedout Exploration WA-435,6,7&8-P

(Carnarvon 20%-30%; Santos is the Operator)

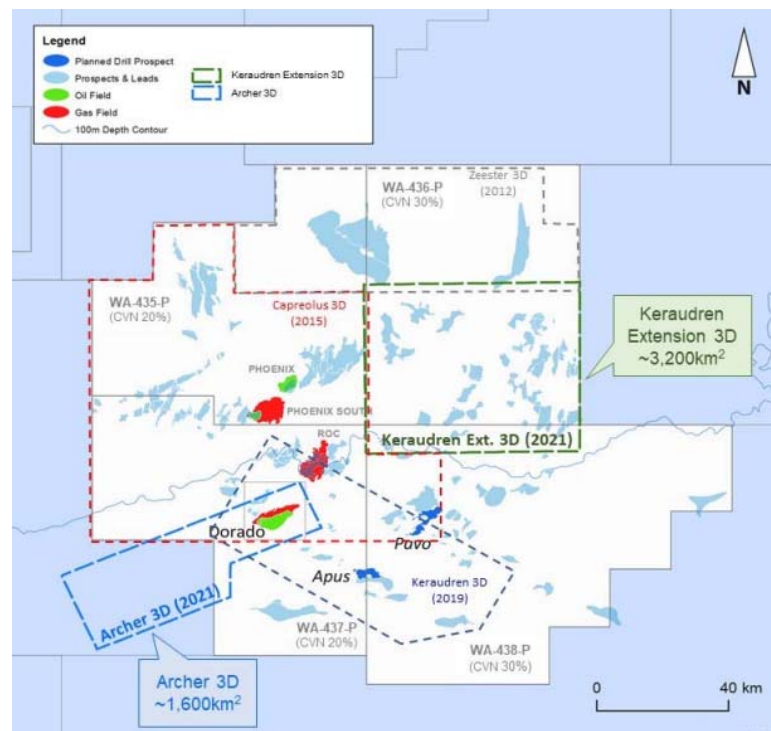
The Keraudren Extension 3D ("KE-3D") seismic survey was completed during the quarter, successfully acquiring an additional ~2,600km<sup>2</sup> over the highly prospective Bedout Basin.

The KE-3D seismic survey acquired data over the southern portion of WA-436-P and the northern portion of WA-438-P. This area contains a large series of approximately 50 prospects and leads, with many stacked targets, in a diverse range of plays and with direct access to the interpreted hydrocarbon source kitchens.

The prospects and leads had previously been identified on 2D seismic data and are expected to be enhanced by the improved structural and stratigraphic images resulting from the 3D seismic technology.

Given the higher density of data, it is likely to result in the identification of a greater number of prospects and leads.

With the Archer 3D seismic survey completed in the previous quarter, Carnarvon's Bedout Basin acreage now has



**Locations of the Pava and Apus prospects, and the Archer and Keraudren Extension 3D surveys**

over two thirds (68%) of its 21,652km<sup>2</sup> area covered with modern 3D seismic data.

Carnarvon's plans to further assess the potential of the Bedout Basin continued during the quarter as the Bedout joint venture prepares to commence drilling the Pavo-1 and Apus-1 wells.

The Noble Tom Prosser rig has been secured to drill these wells, with the Pavo-1 well expected to spud in early 2022. The Apus-1 well will commence immediately following the completion of the Pavo-1 well.

Both wells are targeting prospects with similar interpreted trap, source, seal and reservoir characteristics to Dorado.

The Pavo-1 well is planned to be drilled in western WA-438-P, and targets mean recoverable volumes of 82 million barrels of liquid hydrocarbons and 108 Bcf of gas in the Caley Fm. The probability of geological success (Pg) is 34% (Refer to ASX announcement on 11 June 2021).

Apus-1 is planned to be drilled in eastern WA-437-P. Apus-1 has two targets, with mean recoverable volumes of 235 million barrels and 408 Bcf (combined Caley and Milne Member sands) and a Pg of 23% (Refer to ASX announcement on 11 June 2021).

Due to their proximity to the Dorado development, both prospects have tie-back potential. Resources capable of being tied-back to existing infrastructure provide significantly enhanced economic outcomes, minimize additional capital investment requirements and shorten time periods to first production from the tie-back fields.

## Renewable Fuels

(Carnarvon 50%)

At the start of the quarter, Carnarvon formed a joint venture to produce renewable diesel and other sustainable products with Frontier Impact Group ("FIG").

The joint venture plans to use internationally proven technology to process waste lignocellulosic biomass as a feedstock and produce renewable diesel, high-quality biochar and wood vinegar.

In addition, much of the high-quality biochar could be further processed into high-quality graphene. Graphene has many next-generation applications such as electronics, high-capacity batteries and material composites.

Towards the end of the quarter, the joint venture completed testing of the renewable diesel produced by the joint venture's preferred biorefining technology. The results show the renewable diesel has lower emissions than petroleum diesel and other biofuels due to a higher cetane rating, resulting in lower nitrous oxide, carbon monoxide and particulate matter emissions.

The project also has the potential to displace up to 170,000 tonnes of carbon emissions annually, with the opportunity to create a carbon negative project. This would be an important element to Carnarvon achieving its net zero emissions by 2050 commitment.

The joint venture is currently working to secure its feedstock supply in Western Australia, with several Memorandum of

Understandings having signed with suppliers for waste woody biomass feedstock. The joint venture is also awaiting the outcome of tender and EOI processes for feedstock, which is managed through the WA Forest Products Commission.

The first biorefinery project is progressing, with FEED expected to commence in Q4, 2021. Detailed site assessments are also being undertaken to determine the initial biorefinery location.

The biorefinery is expected to be the first in Australia to produce renewable diesel at scale commercially, with production anticipated to be around 18 million litres/year. The first production from the biorefinery is targeted for late 2022 or early 2023 and is expected to take advantage of improving oil prices to which the renewable diesel price is linked.

## **Condor & Eagle Projects AC/P62 & AC/P63**

(Carnarvon 100% and operator)

Carnarvon has now completed the merge of the Onnia and Cygnus 3D data sets within the AC/P63 acreage. Utilising the merged data, Carnarvon has commenced Palaeocene geological interpretation, which will assist in identifying additional depositional features within the permit.

The standout target, identified to date in the AC/P63 permit, is the Toucan prospect in the Jurassic Plover formation. The Jurassic reservoir has been successful along the North-West Shelf of Australia and

typically features very good porosities and permeabilities within the Vulcan Sub-basin.

Within the AC/P62 permit, the most significant target is the Moa prospect. Moa is a late Permian carbonate reef oil prospect of 132 km<sup>2</sup> and is associated with at least four other leads.

Carnarvon's work in the Vulcan Sub-basin has been greatly enhanced by the utilisation of the high-quality Cygnus 3D survey which was completed by Polarcus in 2018. The third phase of the Cygnus data covered an additional 317 km<sup>2</sup> region of the AC/P62 permit which has historically only been covered by 2D seismic.

The AC/P62 and AC/P63 permits cover an area of 2,100 km<sup>2</sup> in the world class oil and gas Vulcan Sub-basin featuring the Montara, Jabiru, Skua and Challis oil fields. The basin is currently experiencing a renaissance which is being driven by new 3D seismic data.

Carnarvon is currently seeking expressions of interest from potential partners to further these exciting projects.

## **Pepper Project EP509 & TP29**

(Carnarvon 100% and operator)

During the quarter, Carnarvon was awarded the EP509 and TP29 exploration permits blocks in WA state waters. Both permits are adjacent to each other and lie Southwest of Barrow Island, in less than 50m water depth, and within a prolific region of the Barrow sub-Basin.

The Pepper-1 well, drilled by WAPET in 1970, sits within the awarded blocks and was initially interpreted to have a residual or immovable oil column in a low permeability Jurassic Dupuy Formation. Carnarvon's modern integrated petrophysical analysis of Pepper-1 estimates a live hydrocarbon column within the Dupuy reservoir. The results of this study lead Carnarvon to the hypothesis of an oil-charged, good-quality reservoir short distances from the Pepper-1 well.

Carnarvon aims to complete the approved work program to investigate the reservoir distribution and possible upside in porosity and permeability within the Pepper hydrocarbon entrapment. These studies could add significant resources to the Carnarvon portfolio.

The work program for the two permits consists of minimal cost database preparation and geological studies in the primary two-year guaranteed work programme, followed by planning and acquisition of a 50 km<sup>2</sup> 3D seismic survey in the optional secondary work programme.

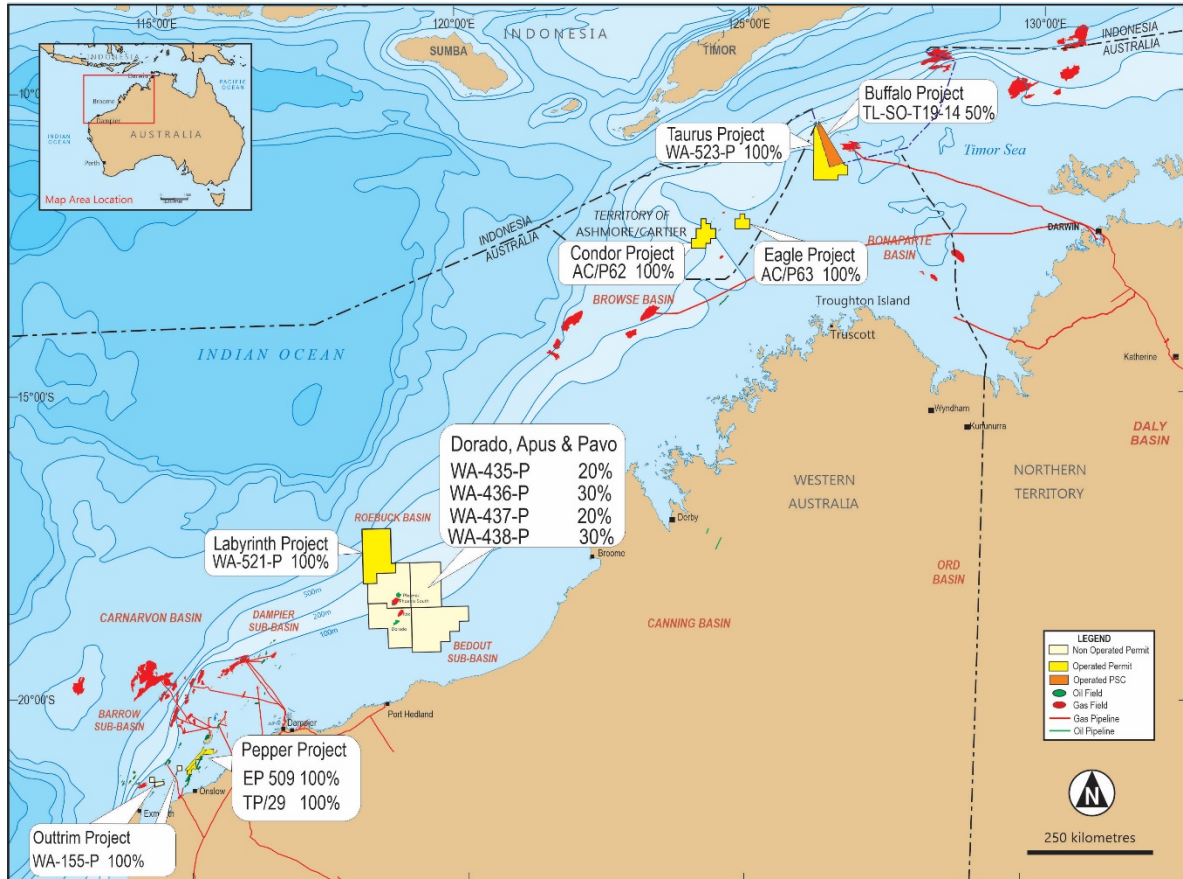
Additional to the Dupuy discovery, there is exploration potential in the deeper Jurassic Biggada Formation, which the Pepper-1 well did not fully penetrate. A potential Pepper-2 well can appraise the Pepper Dupuy reservoir and test the deeper Biggada reservoir.

The Pepper Project is an exciting, missed pay project which has tremendous upside in shallow water depths.

**Financial Analysis of selected items within Appendix 5B**

Appendix 5B reference	ASX description reference	Carnarvon commentary
1.2 (a)	<b>Exploration and evaluation costs expensed</b>	These costs pertain to work undertaken on projects that are not applicable to an owned permit interest. Typically, these costs relate to regional geological assessments undertaken by Carnarvon's technical team which includes annual exploration software and license costs.
1.2 (e)	<b>Administration and corporate costs</b>	This item includes costs for and associated with operating the Company's office, ASX listing fees, insurances, software licences, making corporate presentations and travel.
1.4	<b>Interest received</b>	Carnarvon holds a significant portion of its cash in term deposits which generate interest income during the year. Interest is recorded in the Appendix 5B when received, namely when deposits mature. Accordingly, the amount varies each quarter based on the interest rate, the amount on term deposit and the timing of the maturity of the term deposits.
2.1 (d)	<b>Exploration and evaluation costs capitalised</b>	During the quarter, Carnarvon incurred a net outflow of A\$7.6 million on exploration and evaluation activities which primarily related to Dorado FEED workflows and seismic acquisition over the Bedout permits.
3.3 (e)	<b>Proceeds from exercise of options / ESP</b>	Carnarvon has an employee share plan ("ESP") which is approved by shareholders. During the quarter, some staff members paid the Company to retire some outstanding loans on their vested employee shares. The payments are reflected as cash received by the Company.
6.1	<b>Payments to related parties and their associates</b>	These costs pertain to payments to Directors, most particularly remuneration for the Managing Director and fees for the Company's Non-Executive Directors.
8.0	<b>Future operating activities</b>	For the upcoming quarter, the Company has forecasted A\$3.9-\$4.1 million in Dorado FEED expenditure, A\$4.5-\$4.7 million in costs relating to acquisition of the K3D seismic and A\$1.4-\$1.6 million in corporate costs.



**Project Map**

**Project Table**

Project	Permit(s)	Operator	Interest held	Interest Change Q/Q
Phoenix	WA-435-P	Santos	20%	-
Phoenix	WA-436-P	Santos	30%	-
Phoenix	WA-437-P	Santos	20%	-
Phoenix	WA-438-P	Santos	30%	-
Buffalo	TL-SO-T 19-14	Carnarvon Petroleum	50%	-
Taurus	WA-523-P	Carnarvon Petroleum	100%	-
Labyrinth	WA-521-P	Carnarvon Petroleum	100%	-
Condor	AC/P62	Carnarvon Petroleum	100%	-
Eagle	AC/P63	Carnarvon Petroleum	100%	-
Outtrim	WA-155-P	Carnarvon Petroleum	100%	-
Pepper	EP 509 & TP/29	Carnarvon Petroleum	100%	100%

Acronym	Definition
<b>Bopd</b>	Barrels of oil per day
<b>Bbls</b>	Barrels of oil
<b>CVN</b>	Carnarvon Petroleum Limited
<b>JV</b>	Joint Venture
<b>Km</b>	Kilometres
<b>Km<sup>2</sup></b>	Square kilometres
<b>m</b>	Millions
<b>Qtr</b>	Quarter
<b>Q/Q</b>	Quarter on Quarter
<b>Tcf</b>	Trillion cubic feet (gas)
<b>2D</b>	Two dimension seismic data
<b>3D</b>	Three dimensional seismic data
<b>MC3D</b>	Multi-client 3D – seismic data acquired for multiple parties that require licensing
<b>USD</b>	United States of America dollar

### Cautionary Statement

There are numerous uncertainties inherent in estimating reserves and resources, and in projecting future production, development expenditures, operating expenses and cash flows. Oil and gas reserve engineering and resource assessment must be recognised as a subjective process of estimating subsurface accumulations of oil and gas that cannot be measured in an exact way.

Prospective Resources are the estimated quantities of petroleum that may potentially be recovered by the application of a future development project and may relate to undiscovered accumulations. These prospective resource estimates have an associated risk of discovery and risk of development. Further exploration and appraisal is required to determine the existence of a significant quantity of potentially moveable hydrocarbons.

### Resources

All contingent and prospective resources presented in this report are prepared as at 7 February 2018, 30 June 2020 and 17 September 2020 (Reference: CVN ASX releases of at 7 February 2018, 27 August 2020 and 17 September 2020). The estimates of contingent and prospective resources included in this announcement have been prepared in accordance with the definitions and guidelines set forth in the SPE-PRMS and have been prepared using probabilistic methods.

Carnarvon is not aware of any new information or data that materially affects the information included in this report and that all material assumptions and technical parameters underpinning the estimates in this presentation continue to apply and have not materially changed.

### Competent Person Statement Information

The Resource estimates outlined in this report were compiled by the Company's Chief Operating Officer, Mr Philip Huizenga, who is a full-time employee of the Company.

Mr Huizenga has over 25 years' experience in petroleum exploration and engineering. Mr Huizenga holds a Bachelor Degree in Engineering, a Masters Degree in Petroleum Engineering and is a member of the Society of Petroleum Engineers. Mr Huizenga is qualified in accordance with ASX Listing Rules and has consented to the form and context in which this statement appears.

### Forward Looking Statements

This document may contain forward-looking information. Forward-looking information is generally identifiable by the terminology used, such as "expect", "believe", "estimate", "should", "anticipate" and "potential" or other similar wording. Forward-looking information in this document includes, but is not limited to, references to: well drilling programs and drilling plans, estimates of reserves and potentially recoverable resources, and information on future production and project start-ups. By their very nature, the forward-looking statements contained in this news release require Carnarvon and its management to make assumptions that may not materialize or that may not be accurate. The forward-looking information contained in this news release is subject to known and unknown risks and uncertainties and other factors, which could cause actual results, expectations, achievements or performance to differ materially, including without limitation: imprecision of reserve estimates and estimates of recoverable quantities of oil, changes in project schedules, operating and reservoir performance, the effects of weather and climate change, the results of exploration and development drilling and related activities, demand for oil and gas, commercial negotiations, other technical and economic factors or revisions and other factors, many of which are beyond the control of Carnarvon. Although Carnarvon believes that the expectations reflected in its forward-looking statements are reasonable, it can give no assurances that the expectations of any forward-looking statements will prove to be correct.

## Appendix 5B

### Mining exploration entity or oil and gas exploration entity quarterly cash flow report

Name of entity

CARNARVON PETROLEUM LIMITED

ABN

60 002 688 851

Quarter ended ("current quarter")

30 SEPTEMBER 2021

Consolidated statement of cash flows	Current quarter \$A'000	Year to date (3 months) \$A'000
<b>1. Cash flows from operating activities</b>		
1.1 Receipts from customers	-	-
1.2 Payments for		
(a) exploration & evaluation	(190)	(190)
(b) development	-	-
(c) production	-	-
(d) staff costs	(349)	(349)
(e) administration and corporate costs	(1,023)	(1,023)
1.3 Dividends received (see note 3)	-	-
1.4 Interest received	34	34
1.5 Interest and other costs of finance paid	-	-
1.6 Income taxes paid	-	-
1.7 Government grants and tax incentives	-	-
1.8 Other (provide details if material)	-	-
<b>1.9 Net cash from / (used in) operating activities</b>	<b>(1,528)</b>	<b>(1,528)</b>
<b>2. Cash flows from investing activities</b>		
2.1 Payments to acquire or for:		
(a) entities	-	-
(b) tenements	-	-
(c) property, plant and equipment	(3)	(3)
(d) exploration & evaluation	(7,640)	(7,640)
(e) investments	-	-
(f) other non-current assets	-	-

## Mining exploration entity or oil and gas exploration entity quarterly cash flow report

Consolidated statement of cash flows		Current quarter \$A'000	Year to date (3 months) \$A'000
2.2	Proceeds from the disposal of:		
	(a) entities	-	-
	(b) tenements	-	-
	(c) property, plant and equipment	-	-
	(d) investments	-	-
	(e) other non-current assets	-	-
2.3	Cash flows from loans to other entities	-	-
2.4	Dividends received (see note 3)	-	-
2.5	Other (provide details if material)	-	-
<b>2.6</b>	<b>Net cash from / (used in) investing activities</b>	<b>(7,643)</b>	<b>(7,643)</b>

<b>3.</b>	<b>Cash flows from financing activities</b>		
3.1	Proceeds from issues of equity securities (excluding convertible debt securities)	-	-
3.2	Proceeds from issue of convertible debt securities	-	-
3.3	Proceeds from exercise of options	361	361
3.4	Transaction costs related to issues of equity securities or convertible debt securities	-	-
3.5	Proceeds from borrowings	-	-
3.6	Repayment of borrowings	-	-
3.7	Transaction costs related to loans and borrowings	-	-
3.8	Dividends paid	-	-
3.9	Other (provide details if material)	(46)	(46)
<b>3.10</b>	<b>Net cash from / (used in) financing activities</b>	<b>315</b>	<b>315</b>

4.	Net increase / (decrease) in cash and cash equivalents for the period	Current quarter \$A'000	Year to date (3 months) \$A'000
4.1	Cash and cash equivalents at beginning of period	98,435	98,435
4.2	Net cash from / (used in) operating activities (item 1.9 above)	(1,528)	(1,528)
4.3	Net cash from / (used in) investing activities (item 2.6 above)	(7,643)	(7,643)
4.4	Net cash from / (used in) financing activities (item 3.10 above)	315	315

## Mining exploration entity or oil and gas exploration entity quarterly cash flow report

<b>Consolidated statement of cash flows</b>		<b>Current quarter \$A'000</b>	<b>Year to date (3 months) \$A'000</b>
4.5	Effect of movement in exchange rates on cash held	(140)	(140)
<b>4.6</b>	<b>Cash and cash equivalents at end of period</b>	<b>89,439</b>	<b>89,439</b>

<b>5.</b>	<b>Reconciliation of cash and cash equivalents</b> at the end of the quarter (as shown in the consolidated statement of cash flows) to the related items in the accounts	<b>Current quarter \$A'000</b>	<b>Previous quarter \$A'000</b>
5.1	Bank balances	24,115	31,441
5.2	Call deposits	65,324	66,994
5.3	Bank overdrafts	-	-
5.4	Other (provide details)	-	-
<b>5.5</b>	<b>Cash and cash equivalents at end of quarter (should equal item 4.6 above)</b>	<b>89,439</b>	<b>98,435</b>

<b>6.</b>	<b>Payments to related parties of the entity and their associates</b>	<b>Current quarter \$A'000</b>
6.1	Aggregate amount of payments to related parties and their associates included in item 1	344
6.2	Aggregate amount of payments to related parties and their associates included in item 2	-
<i>Note: if any amounts are shown in items 6.1 or 6.2, your quarterly activity report must include a description of, and an explanation for, such payments.</i>		

## Mining exploration entity or oil and gas exploration entity quarterly cash flow report

<b>7. Financing facilities</b>	<b>Total facility amount at quarter end \$A'000</b>	<b>Amount drawn at quarter end \$A'000</b>
<i>Note: the term "facility" includes all forms of financing arrangements available to the entity. Add notes as necessary for an understanding of the sources of finance available to the entity.</i>		
7.1 Loan facilities	-	-
7.2 Credit standby arrangements	-	-
7.3 Other (please specify)	-	-
<b>7.4 Total financing facilities</b>	-	-
<b>7.5 Unused financing facilities available at quarter end</b>		-
7.6 Include in the box below a description of each facility above, including the lender, interest rate, maturity date and whether it is secured or unsecured. If any additional financing facilities have been entered into or are proposed to be entered into after quarter end, include a note providing details of those facilities as well.		

<b>8. Estimated cash available for future operating activities</b>	<b>\$A'000</b>
8.1 Net cash from / (used in) operating activities (item 1.9)	(1,528)
8.2 (Payments for exploration & evaluation classified as investing activities) (item 2.1(d))	(7,643)
8.3 Total relevant outgoings (item 8.1 + item 8.2)	(9,171)
8.4 Cash and cash equivalents at quarter end (item 4.6)	89,439
8.5 Unused finance facilities available at quarter end (item 7.5)	-
8.6 Total available funding (item 8.4 + item 8.5)	89,439
<b>8.7 Estimated quarters of funding available (item 8.6 divided by item 8.3)</b>	<b>9.8</b>
<i>Note: if the entity has reported positive relevant outgoings (ie a net cash inflow) in item 8.3, answer item 8.7 as "N/A". Otherwise, a figure for the estimated quarters of funding available must be included in item 8.7.</i>	
8.8 If item 8.7 is less than 2 quarters, please provide answers to the following questions:	
8.8.1 Does the entity expect that it will continue to have the current level of net operating cash flows for the time being and, if not, why not?	
Answer: n/a	
8.8.2 Has the entity taken any steps, or does it propose to take any steps, to raise further cash to fund its operations and, if so, what are those steps and how likely does it believe that they will be successful?	
Answer: n/a	

## Mining exploration entity or oil and gas exploration entity quarterly cash flow report

8.8.3 Does the entity expect to be able to continue its operations and to meet its business objectives and, if so, on what basis?

Answer: n/a

Note: where item 8.7 is less than 2 quarters, all of questions 8.8.1, 8.8.2 and 8.8.3 above must be answered.

## Compliance statement

- 1 This statement has been prepared in accordance with accounting standards and policies which comply with Listing Rule 19.11A.
- 2 This statement gives a true and fair view of the matters disclosed.

Date: 18 October 2021

Authorised by: By the Board  
(Name of body or officer authorising release – see note 4)

## Notes

1. This quarterly cash flow report and the accompanying activity report provide a basis for informing the market about the entity's activities for the past quarter, how they have been financed and the effect this has had on its cash position. An entity that wishes to disclose additional information over and above the minimum required under the Listing Rules is encouraged to do so.
2. If this quarterly cash flow report has been prepared in accordance with Australian Accounting Standards, the definitions in, and provisions of, *AASB 6: Exploration for and Evaluation of Mineral Resources* and *AASB 107: Statement of Cash Flows* apply to this report. If this quarterly cash flow report has been prepared in accordance with other accounting standards agreed by ASX pursuant to Listing Rule 19.11A, the corresponding equivalent standards apply to this report.
3. Dividends received may be classified either as cash flows from operating activities or cash flows from investing activities, depending on the accounting policy of the entity.
4. If this report has been authorised for release to the market by your board of directors, you can insert here: "By the board". If it has been authorised for release to the market by a committee of your board of directors, you can insert here: "By the [name of board committee – eg *Audit and Risk Committee*]". If it has been authorised for release to the market by a disclosure committee, you can insert here: "By the Disclosure Committee".
5. If this report has been authorised for release to the market by your board of directors and you wish to hold yourself out as complying with recommendation 4.2 of the ASX Corporate Governance Council's *Corporate Governance Principles and Recommendations*, the board should have received a declaration from its CEO and CFO that, in their opinion, the financial records of the entity have been properly maintained, that this report complies with the appropriate accounting standards and gives a true and fair view of the cash flows of the entity, and that their opinion has been formed on the basis of a sound system of risk management and internal control which is operating effectively.