

27 October 2021

QUARTERLY ACTIVITIES REPORT FOR THE PERIOD ENDED 30 SEPTEMBER 2021

HIGHLIGHTS

Abujar Gold Mine Development:

Definitive Feasibility Study (DFS) for Abujar Gold Project 4Mtpa open pit demonstrates:

- Increased gold production from Abujar compared to Pre-Feasibility Study (PFS)
 - 260,000oz gold forecast in first year of production (30% increase over the PFS) at an AISC of US\$651/oz
 - 1.2Moz of gold production forecast over first six years for 200,000oz per annum (20% increase over the PFS) at an average AISC of US\$804/oz
 - Updated Open Pit Probable Ore Reserves increase to 34.4Mt at 1.3 g/t Au for 1.45Moz using US\$1,407/oz (68% increase over PFS and 78% of Indicated Mineral Resources)
 - Life of Mine (LOM) mining inventory inclusive of Ore Reserves of 44.9Mt at 1.2 g/t Au for 1.7Moz gold recovered (54% increase over PFS) for a strip ratio of 6:1 w:o¹.
- Strong LOM financial results (in US Dollars) demonstrated across a full suite of gold prices²
 - Life of mine (LOM) revenue US\$2.87B
 - LOM pre-tax free cashflow of US\$1.28B (post-tax US\$0.97B); EBITDA of US\$1.52B
 - 11-year project life and payback period post-tax of **less than 1 year** from first production
 - Pre-tax NPV_{5%} of US\$959M (A\$1.3B), post-tax NPV_{5%} of US\$722M (A\$0.97B)³
 - IRR (pre-tax) 115% and IRR (post-tax) 95%
 - Average AISC of US\$832/oz LOM
 - Pre-production capital requirement of US\$200M including contingencies (down 13% on PFS)
- Robust DFS economics (demonstrated for a range of gold prices starting at US\$1,200/oz) support substantial debt funding opportunity for Abujar
- All mining and environmental approvals for Abujar in place; Mining Convention expected to be ratified in Q4 CY21

¹ The LOM plan is based on a Probable Ore Reserve of 34.4Mt at 1.3 g/t Au for 1.45Moz (82% gold production of the LOM Plan). The remaining 18% of gold production in the LOM plan are from Inferred Mineral Resources. There is a low level of geological confidence associated with Inferred Mineral Resources and there is no certainty that further exploration work will result in the determination of Indicated Mineral Resources or that the production target itself will be realised.

² LOM Financials reported here using US\$1,700/oz which is below current spot gold price. Project LOM valuations are presented in this report at a range of gold prices from US\$1,200/oz to US\$1,800.

³ A\$=US\$0.74

- Opportunities to improve on DFS gold production by increasing project output via:
 - 30,000m of Infill diamond drilling – targeting delineation of Measured Resources for the first two years production
 - 5,000m deep drilling targeting underground potential below the ore reserve pit design at AG core to be completed before the end of 2021. Drilling data will be incorporated into the next mineral resource update
 - Aggressive regional exploration drilling - 20 exploration prospects within 10km of the proposed Abujar Plant
 - APG heap leach potential – first results from program expected by the end of 2021
 - Early Works/FEED – multiple work streams in place to fast-track plant construction
- Tietto on track to deliver first gold at Abujar in Q4 2022

Abujar Exploration

- Tietto adds multiple high-grade gold drill intercepts from infill drilling at AG Core including **(Figure 1)**:
 - 3m @ 35.65 g/t Au from 85m incl. 1m @ 98.03g/t Au (ZDD596 – Section 28A)
 - 7m @ 12.48 g/t Au from 66m incl. 4m @ 21.45 g/t Au (ZDD617 – Section 28A)
 - 19m @ 2.33 g/t Au from 143m incl. 1m @ 23.17 g/t Au (ZDD606 – Section 23A)
 - 17m @ 1.68 g/t Au from 93m incl. 7m @ 2.84 g/t Au (ZDD607 – Section 26C)
 - 7m @ 3.66 g/t Au from 34m incl. 2m @ 11.93 g/t Au (ZDD629 – Section 21A)
 - 16m @ 17.60 g/t Au from 69m incl. 2m @ 126.57 g/t Au (ZDD687 –Section 19C)
 - 18m @ 3.30 g/t Au from 60m incl. 7m @ 6.23 g/t Au (ZDD633 – Section 21A)
 - 12m @ 2.07 g/t Au from 18m incl. 4m @ 4.42 g/t Au (ZDD679 – Section 19C)
 - 4m @ 6.02 g/t Au from 70m and 4m @ 6.11 g/t Au from 101m (ZDD636 – Section 24C)
 - 11m @ 1.98 g/t Au from 79m incl. 4m @ 4.68 g/t Au (ZDD637 – Section 21A)

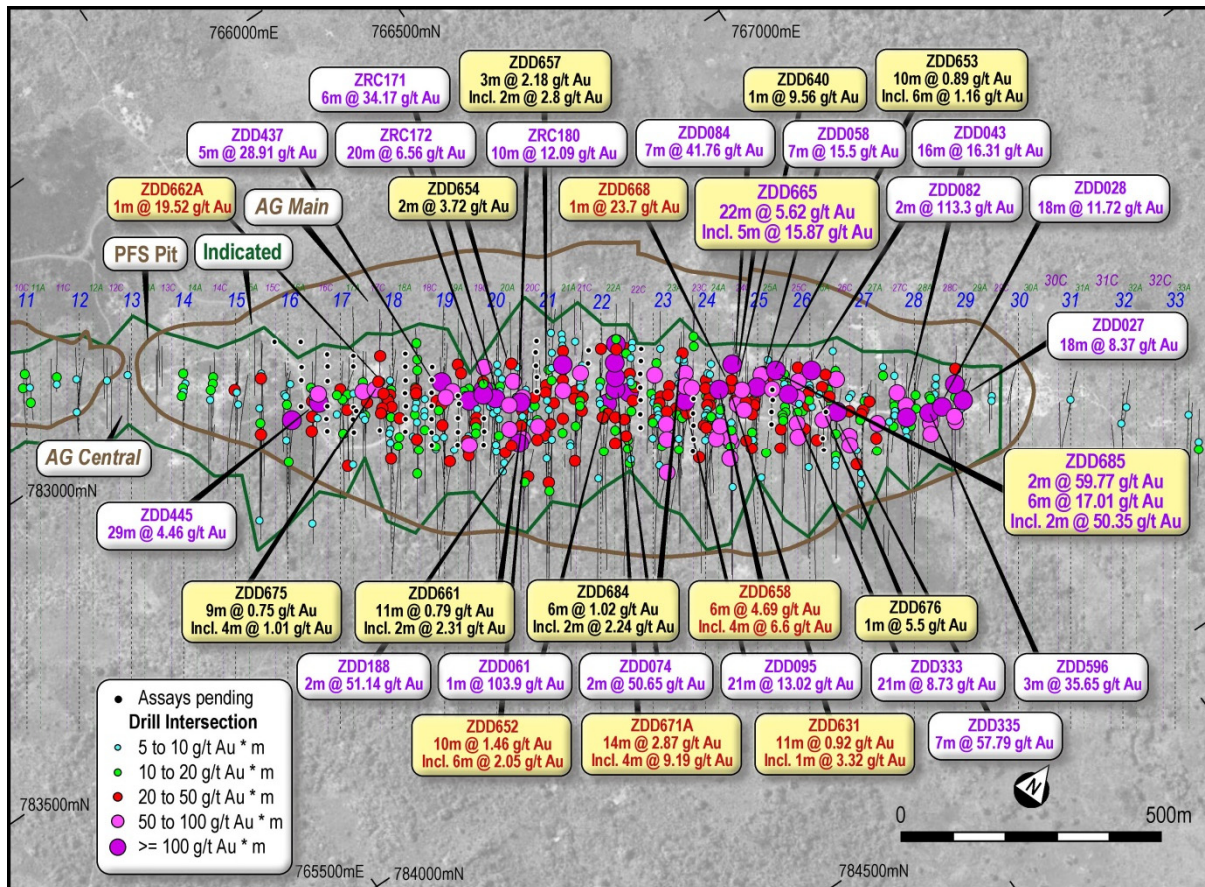



Figure 1: Plan view showing latest drill results at AG

ZDD542 on Line 6
 1m @ 532.05 g/t Au from 102m



ZDD687 on Line 19C
 2m @ 126.57 g/t Au from 78m



ZDD035 on Line 26B
 1m @ 394.36 g/t Au from 77m

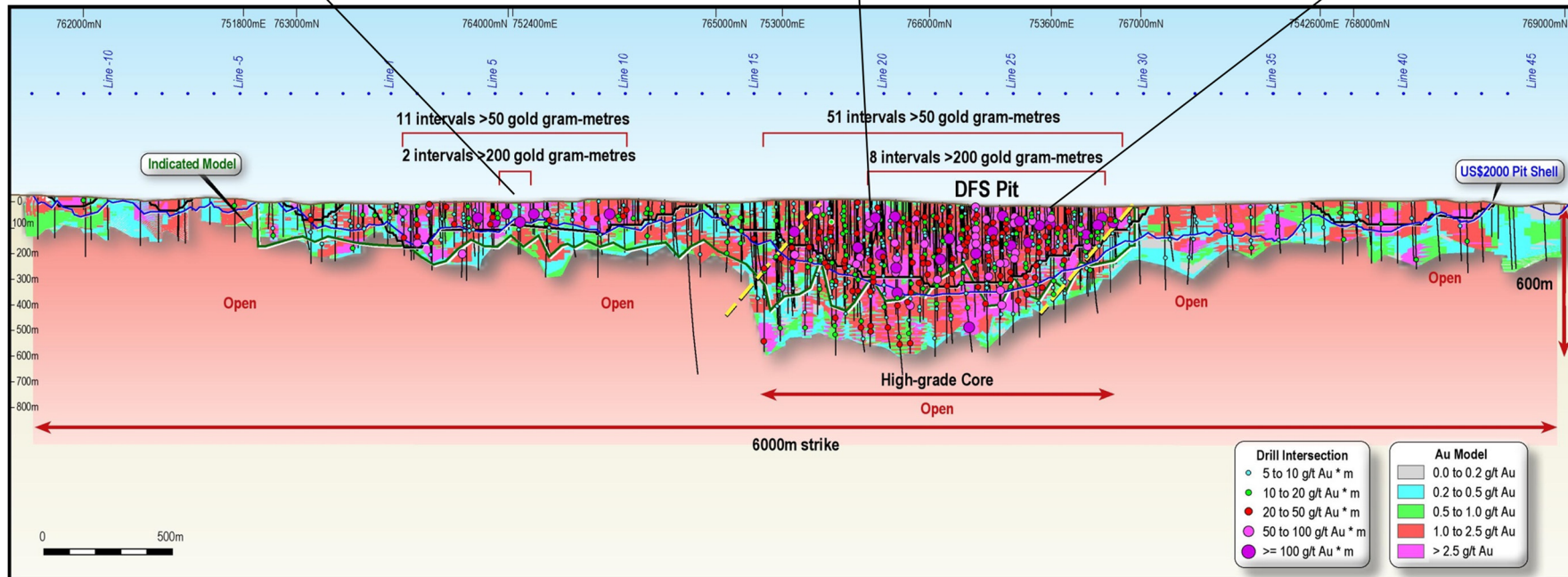


Figure 2: Oblique long section showing latest drill results at AG

- Drilling aims to convert a portion of Indicated resources (35Mt @ 1.5 g/t Au for 1.65Moz) to Measured – targeting the first two years of Abujar’s gold production
- Tietto awaits assays for 77 holes drilled (14,074m). The remaining 10,000m of infill drilling expected to be completed early in Q4 CY21
- Abujar’s next resource update due end of Q4 CY21

Tietto is well-funded, with ~A\$31M cash at bank at end of September 2021

1. ABUJAR GOLD MINE DEVELOPMENT

During the Quarter the Company made excellent progress on development of its Abujar Gold Mine in Côte d’Ivoire, West Africa, which is on track to be West Africa’s next gold mine.

Definitive Feasibility Study (DFS) delivers robust production and economic results

Underpinned by Ore Reserves of 1.45Moz, the DFS demonstrates Abujar can deliver annual average gold production of more than 200,000 ounces of gold per annum over the first six years of production. With its own fleet of drill rigs, Tietto has grown the Abujar Mineral Resource to 3.35Moz gold and expects to further build on this as it drill tests 20 regional prospects within 10km trucking distance to the planned Abujar mill.

Tietto believes it can add materially to the Abujar DFS gold production profile and it has engaged consultancy Entech to review an AG underground scoping study using pit limits defined in the DFS. A program of metallurgical testwork is underway on samples from APG to assess its suitability to provide feed for a heap leach. These two programs have potential to deliver further value from Abujar.

Tietto will examine potential for the Abujar mill throughput to increase above DFS levels once the plant is operational, as demonstrated by other West African gold projects.

Table 1: Abujar Open Pit Definitive Feasibility Study – Production and Financial Highlights

Production Metrics⁴	
<i>Mine and processing life</i>	11 years
<i>Ore tonnes mined</i>	44.9Mt for a strip ratio 6:1 w:o
<i>Ore processing rate p.a.</i>	4.0Mtpa fresh ore blend
<i>Average gold produced (Y1-6) p.a.</i>	200,000oz (recovered)

⁴ The LOM plan contains approximately 18% of gold ounces produced from Inferred Mineral Resources. There is a low level of geological confidence associated with Inferred Mineral Resources and there is no certainty that further exploration work will result in the determination of Indicated Mineral Resources or that the production target itself will be realised.

<i>Average gold produced (LOM) p.a.</i>	155,000oz (recovered)
<i>Gold Production (LOM)</i>	1.7Moz (recovered)
<i>Financial Metrics</i>	
<i>Gold Price</i>	\$1,700/oz
<i>Revenue</i>	US\$2,871M
<i>All In Sustaining Costs – LOM</i>	US\$832/oz
<i>Free cashflow (pre-tax)</i>	US\$1,285M
<i>Free cashflow (post-tax)</i>	US\$968M
<i>Average free cashflow p.a.(pre-tax) – LOM</i>	US\$118M
<i>EBITDA – LOM</i>	US\$1,522M
<i>Payback period (post-tax) from first production</i>	0.9 years
<i>NPV5% (pre-tax)</i>	US\$959M
<i>NPV5% (post-tax)</i>	US\$722M
<i>IRR (pre-tax)</i>	115%
<i>IRR (post-tax)</i>	95%
<i>Pre-Production Capital Costs</i>	
<i>Pre-Production Capital Costs</i>	US\$176M
<i>Pre-Production Contingencies</i>	US\$24M
<i>Total Capital Costs</i>	US\$200M

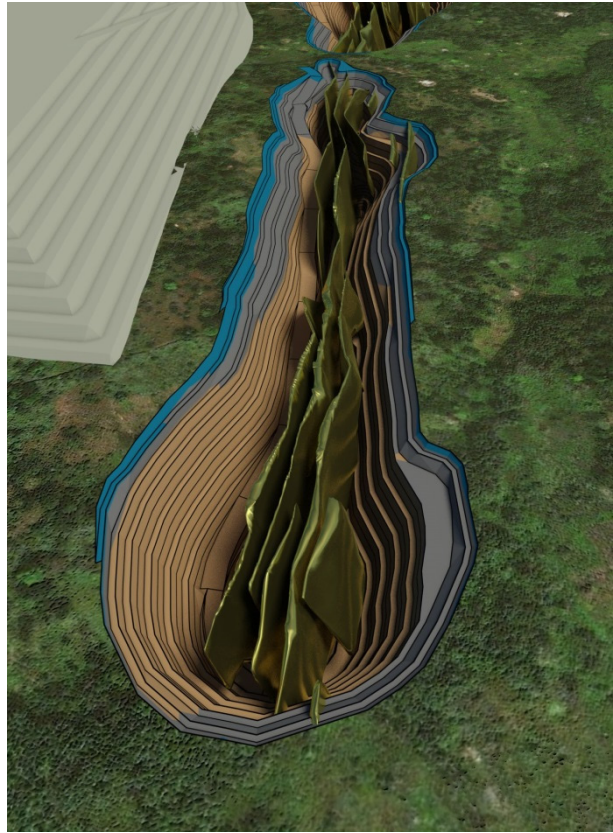



Figure 3: 3D view showing Abujar's AG Main pit (left) and AG South pit (right)

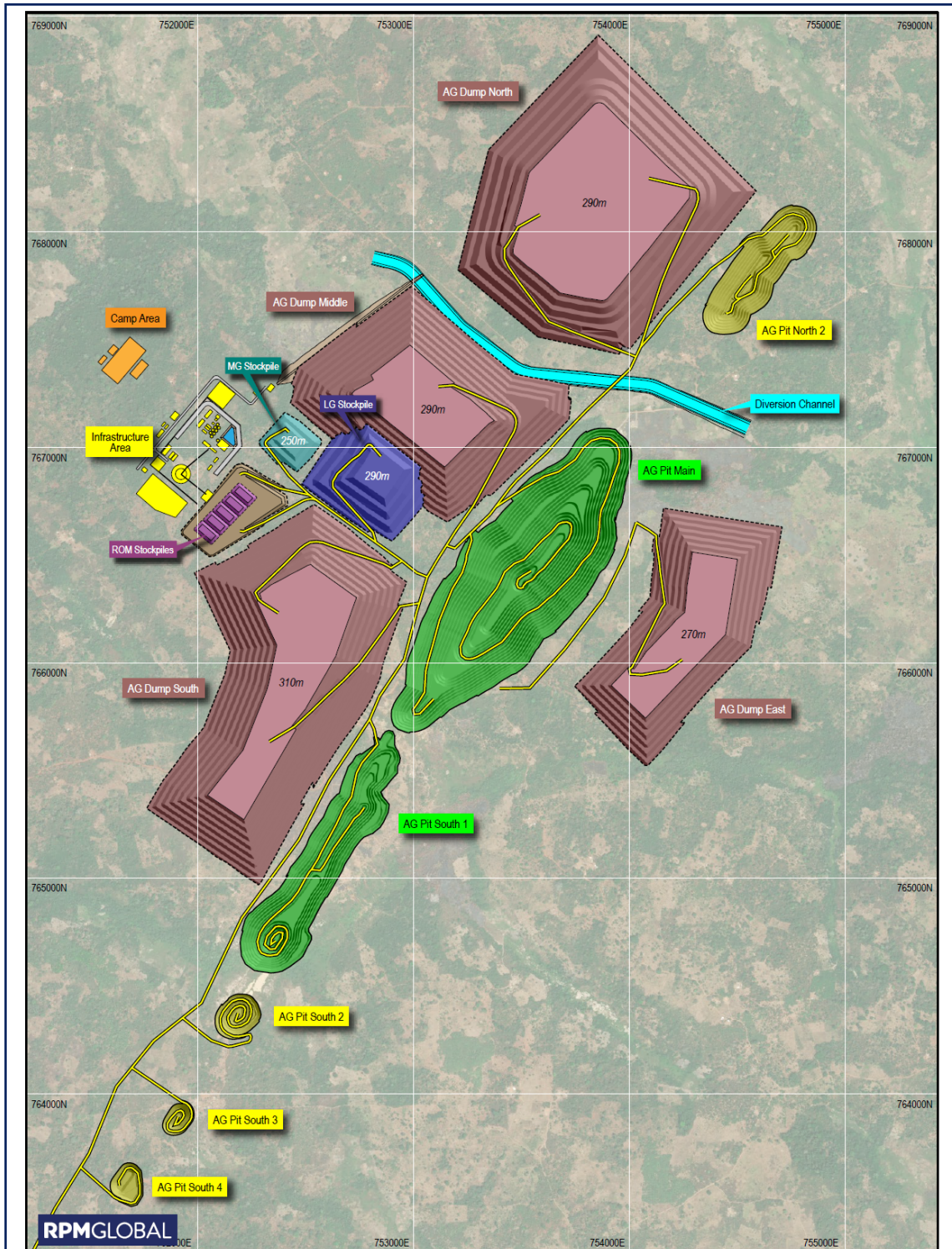


Figure 4: Proposed layout of Abujar Gold Project in Côte d'Ivoire

Full details of the Definitive Feasibility Study can be found in the ASX Announcement dated 5 October 2021.

Land acquisition well advanced with Stage One acquisition completed

- During the Quarter Tietto reached agreement for acquiring over 1200 ha of land for mine construction areas and mine production areas in a staged manner.
- Stage 1 land acquisition for 190 ha areas for processing plant, mine camp and mine access road was completed.

2. EXPLORATION

During the September Quarter the Company reported further high-grade gold results from infill drilling at the Abujar-Gludehi (AG) Deposit at Abujar. Drilling aims to convert a portion of Indicated resources (35Mt @ 1.5 g/t Au for 1.65Moz) to Measured, targeting the first two years of Abujar's gold production.

Tietto reported first assay results received from 24 holes for 3,843m from a 30,000m infill diamond drill program on 10 September, with results including:

- 3m @ 35.65 g/t Au from 85m incl. 1m @ 98.03g/t Au (ZDD596 – Section 28A)
- 7m @ 12.48 g/t Au from 66m incl. 4m @ 21.45 g/t Au (ZDD617 – Section 28A)
- 19m @ 2.33 g/t Au from 143m incl. 1m @ 23.17 g/t Au (ZDD606 – Section 23A)
- 17m @ 1.68 g/t Au from 93m incl. 7m @ 2.84 g/t Au (ZDD607 – Section 26C)
- 7m @ 3.66 g/t Au from 34m incl. 2m @ 11.93 g/t Au (ZDD629 – Section 21A).

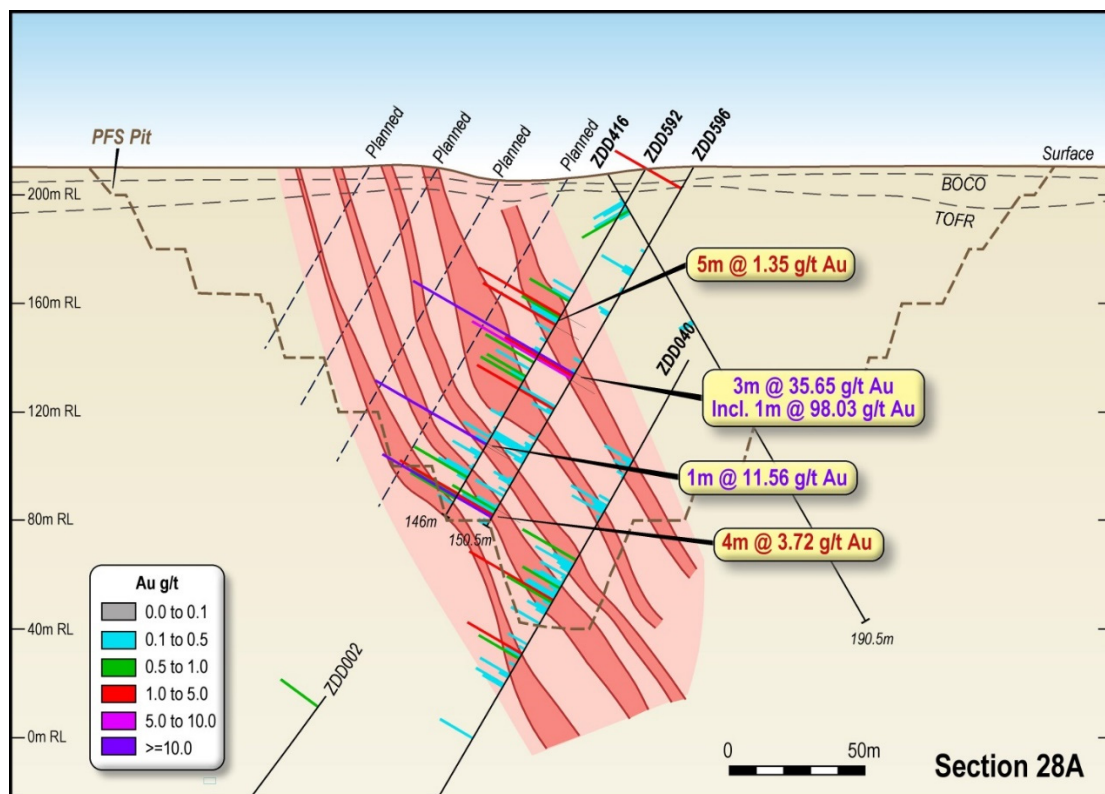


Figure 5: Oblique cross section showing latest drill results at AG (section 28A +/-12.5m)

A second batch of results was reported on 22 September, which included:

- 16m @ 17.60 g/t Au from 69m incl. 2m @ 126.57 g/t Au (ZDD687 –Section 19C)
- 18m @ 3.30 g/t Au from 60m incl. 7m @ 6.23 g/t Au (ZDD633 – Section 21A)
- 12m @ 2.07 g/t Au from 18m incl. 4m @ 4.42 g/t Au (ZDD679 – Section 19C)
- 4m @ 6.02 g/t Au from 70m and 4m @ 6.11 g/t Au from 101m (ZDD636 – Section 24C)
- 11m @ 1.98 g/t Au from 79m incl. 4m @ 4.68 g/t Au (ZDD637 – Section 21A).

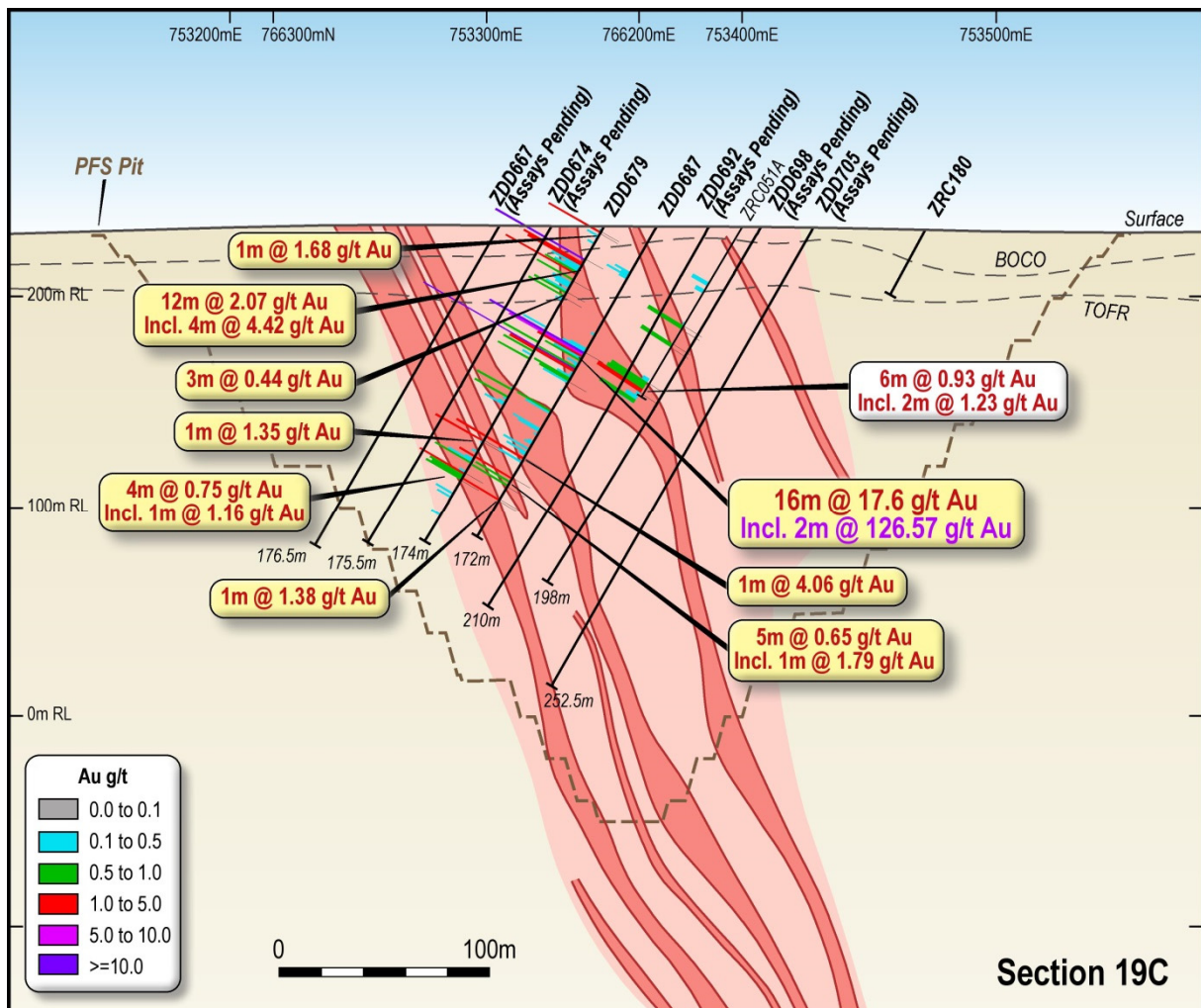


Figure 6: Oblique cross section showing latest drill results at AG (section 19C +/-12.5m)

Tietto is completing infill drilling at AG on 25m line spacing (Measured Resource) between Section Lines 14 to 30 across the AG Core to a depth covering the first two years of gold production at Abujar (~120m vertical depth).

Tietto has completed another 66 holes for 12,897m with assay results outstanding, and plans to drill a further 5,755m in its infill program. At current drilling rates, Tietto expects the infill program across AG Core to be completed with all assays received before the end of November 2021.

Drilling has intersected good widths and grades in assays received to date with another two intersects adding to the tally of 51 intervals greater than 50 gold gram metres at AG Core (**Table 2**).

Gold mineralisation remains open at AG core at depths well below open pit limits and further drilling will be required to assess the potential for underground mining below the planned DFS open pit.

Table 2: AG Core - significant intersections greater than 50 gold gram metres⁵

Hole id	From	To	Length	g/t Au	gold gram metres	Section
ZDD035	76	83	7	57.79	405	26B
ZDD084	55	62	7	41.76	292	24B
ZDD687	69	85	16	17.60	282	19C
ZDD095	215	236	21	13.02	273	23B
ZDD043	111	127	16	16.31	261	28
ZDD082	83	85	2	113.30	227	26
ZDD028	39	57	18	11.72	211	28B
ZRC171	238	244	6	34.17	205	20
ZDD333	173	194	21	7.34	154	25B
ZDD027	70	88	18	8.37	151	29
ZRC172	108	128	20	6.56	131	19B
ZDD445	120	149	29	4.46	129	16B
ZDD437	203	208	5	25.04	125	19
ZDD665	97	119	22	5.62	124	24A
ZDD180	286	296	10	12.09	121	20B
ZDD685	54	56	2	59.77	120	25A
ZDD058	179	186	7	15.50	109	25
ZDD596	85	88	3	35.65	107	28A
ZDD061	254	255	1	103.90	104	22
ZRC188	70	72	2	51.14	102	20B
ZDD685	61	67	6	17.01	102	25A
ZDD074	174	176	2	50.65	101	22B

⁵ 0.4 g/t Au cut off used with max 3m internal dilution and no top cut applied

Hole id	From	To	Length	g/t Au	gold gram metres	Section
ZDD232	370	382	12	7.54	90	24B
ZRC164A	268	286	18	4.90	88	19
ZDD617	66	73	7	12.48	87	25C
ZDD096	173	178	5	17.27	86	23B
ZDD081	78	94	16	4.75	76	25
ARC17	48	58	10	7.46	75	17B
ZDD029	91	97	6	12.07	72	27B
ZRC047A	208	218	10	7.16	72	23
ZDD212	401	406	5	14.23	71	20B
ZDD043	177	178	1	70.35	70	28
ZDD092	147	153	6	11.49	69	23B
ZRC187	100	106	6	11.37	68	19B
ZDD096	122	124	2	33.53	67	23B
ZDD187	259	267	8	8.26	66	24B
ZRC169B	186	192	6	10.52	63	21B
ZRC037	66	68	2	31.10	62	25
ZDD633	60	78	18	3.30	59	21A
ZDD104	364	370	6	9.91	59	16
ZRC044	74	76	2	29.50	59	24
ZRD104	245	251	6	9.60	58	19
ZDD337A	257	267	10	5.75	58	24B
ZDD511	536	540	4	14.37	57	23B
ZDD235	440	447	7	8.16	57	24B
ZDD180	317	323	6	9.35	56	20B
ZRC188	252	254	2	27.70	55	20B
ZDD058	194	198	4	13.63	55	25
ZDD093	0	2	2	26.33	53	23B
ZDD080	54	56	2	26.05	52	26B
ZRC174	240	250	10	5	50	16B

3. NEXT STEPS

Tietto had \$32.8 million cash at the end of September 2021 and remains very well positioned to advance its dual strategy in 2021:

- 1) Continue to drive rapid resource growth at the 3.35Moz Abujar Gold Project; and
- 2) Fast-track development of the Abujar Gold Project.

Aggressively exploring at Abujar to drive rapid resource growth:

- Targeting 100,000m of diamond drilling in 2021 using our six company-owned DD rigs drilling at US\$35/m;
- Drill testing 8.5km of fertile Abujar main shear along strike from the existing AG and APG deposits; and
- Drill testing high priority regional targets.

Fast tracking development of the Abujar Gold Project:

Tietto continues to deliver milestones during 2021 and recently released (5 October 2021) key findings from a Definitive Feasibility Study (DFS) that demonstrated robust financial results and estimated gold production of 260,000oz in the first year and 200,000oz per year over the first six years of Abujar's 11-year mine life.

Tietto has secured a SAG mill for the project and Engineering Design of the Abujar Gold Mine Processing Plant is being undertaken by Primero Group, a Perth-based specialist mine design company.

The Company is negotiating the Abujar Mining Convention with the Ivorian Government, being the final regulatory step for the Company to achieve, with all mining and environmental approval already secured.

Tietto's owner's team is focused on value enhancement areas identified by the DFS, and are implementing plans for the commencement of long-lead activities to ensure an expedited route to gold production at Abujar.

4. CORPORATE

Annual General Meeting

Tietto's 2021 Annual General Meeting will be held on Tuesday 23 November 2021. Further details in respect of the Annual General Meeting is provided in the Notice of Meeting dispatched to Shareholders on 21 October 2021.

The Company will follow any measures that may be set in place by the Australian and West Australian governments with regards to restrictions of gatherings and the implementation of social distancing requirements, at the time of the meeting.

Financial Position

As of 30 September 2021, Tietto had a cash balance of AUD\$32.8M. In addition the Company provides the following additional information relating to expenditure during the quarter:

1. ASX Listing Rule 5.3.1: Exploration and Evaluation Expenditure during the quarter was \$5.2 million and was comprised of feasibility study work and exploration activities. Further details of the exploration activity during the June Quarter is set out in this report.
2. ASX Listing Rule 5.3.2: The activities of the Company relating to mining production and development activities included securing a SAG mill for the project and awarding Engineering Design of the Abujar Gold Mine Processing Plant to Primero Group, a Perth-based specialist mine design company.
3. ASX Listing Rule 5.3.5: Payments to related parties of the Company and their associates during the quarter: \$459,000. These payments relate to executive and non-executive directors' fees. For further details refer to the Remuneration Report in the Annual Report.

END NOTES

1. The information contained in this announcement related to the Company's past exploration results is extracted from, or was set out in, the following ASX announcements which are referred to in this Quarterly Activities Report:
 - The report released 10 September 2021, 'Tietto hits 3m at 35.65 g/t gold incl. 1m at 98.03 g/t gold at AG Core'.
 - The report released 22 September 2021, 'Tietto hits 16m at 17.60 g/t gold incl. 2m at 126.57 g/t gold in latest AG Core results'.
 - The report released 5 October 2021, 'Tietto to deliver 260,000oz gold in Abujar's first year of production; 200,000ozpa gold over first six years'.

For further information, visit www.tietto.com or contact:

Dr Caigen Wang
Managing Director
Tel: +61 8 9420 8270

Mark Strizek
Executive Director
Mob: +61 431 084 305

Competent Persons' Statements

The information in this report that relates to Exploration Targets and Exploration Results is based on information compiled by Mr Mark Strizek, a Competent Person who is a Member of The Australasian Institute of Mining and Metallurgy. Mr Strizek is a non-executive director of the Company. Mr Strizek has sufficient experience that is relevant to the style of mineralisation and type of deposit under consideration and to the activity being undertaken to qualify as a Competent Person as defined in the 2012 edition of the "Australasian Code for Reporting of Exploration Results, Mineral Resources and Ore Reserves". Mr Strizek consents to the inclusion in the announcement of the matters based on his information in the form and context in which it appears. Additionally, Mr Strizek confirms that the entity is not aware of any new information or data that materially affects the information contained in the ASX releases referred to in this report.

The information in this presentation that relates to Mineral Resources was prepared by RPM Global and released on the ASX platform on 12 July 2021. The Company confirms that it is not aware of any new information or data that materially affects the Minerals Resources in this publication. The Company confirms that all material assumptions and technical parameters underpinning the estimates continue to apply and have not materially changed. The Company confirms that the form and context in which the RPM Global's findings are presented have not been materially modified.

The information in this report that relates to Mineral Resources is based on information evaluated by Mr Jeremy Clark who is a Member of The Australasian Institute of Mining and Metallurgy (MAusIMM) and who has sufficient experience relevant to the style of mineralisation and type of deposit under consideration and to the activity which he is undertaking to qualify as a Competent Person as defined in the 2012 edition of the "Australasian Code for Reporting of Exploration Results, Mineral Resources and Ore Reserves". Mr Clark is an associate of RPM and he consents to the inclusion of the estimates in the report of the Mineral Resource in the form and context in which they appear.

The information in this report that relates to Ore Reserves was prepared by RPM and released on the ASX platform on 5 October 2021. The Company confirms that it is not aware of any new information or data that materially affects the Ore Reserves in this publication. The Company confirms that all material assumptions and technical parameters underpinning the estimates continue to apply and have not materially changed. The Company confirms that the form and context in which the RPM findings are presented have not been materially modified

The information in the report that relates to Ore Reserves for the Abujar Gold Project is based on information compiled and reviewed by Mr. Igor Bojanic, who is a Fellow of the Australasian Institute of Mining and Metallurgy, and is an employee of RPM. Mr. Igor Bojanic has sufficient experience, which is relevant to the style of mineralisation and type of deposit under consideration and to the activity, which he has undertaken to qualify as a Competent Person, as defined in the 2012 Edition of the Australasian Code for the Reporting of Mineral Resources and Ore Reserves. Mr. Igor Bojanic is not aware of any potential for a conflict of interest in relation to this work for the Client. The estimates of Ore Reserves presented in this Statement have been carried out in accordance with the "Australasian Code for Reporting of Exploration Results, Mineral Resources and Ore Reserves" (30 September, 2021).

Compliance Statement

This report contains information extracted from ASX market announcements reported in accordance with the 2012 edition of the "Australasian Code for Reporting of Exploration Results, Mineral Resources and Ore Reserves" ("2012 JORC Code") and available for viewing at www.tietto.com. Includes results reported previously and published on ASX platform, 16 January 2018, 27 March 2018, 23 April 2018, 8 May 2018, 7 June 2018, 4 October 2018, 1 November 2018, 28 November 2018, 31 January 2019, 26 February 2019, 12 March 2019, 19 March 2019, 9 April 2019, 9 May 2019, 30 May 2019, 9 July 2019, 26 July 2019, 2 October 2019, 24 October 2019, 12 December 2019, 23 January 2020, 20 February 2020, 10 March 2020, 24 March 2020, 2 April 2020, 9 April 2020, 23 April 2020, 3 June 2020, 9 June 2020, 25 June 2020, 2 July 2020, 21 July 2020, 20 July 2020, 29 July 2020, 19 August 2020, 9 September 2020, 24 September 2020, 26 October 2020, 11 December 2020, 18 January 2021, 12 February 2021, 23 February 2021, 23 March 2021, 6 April 2021, 8 April 2021, 20 April 2021, 3 May 2021, 6 May 2021, 11 May 2021, 21 May 2021, 27 May 2021, 11 June 2021, 16 June 2021, 12 July 2021, 10 September 2021 and 5 October 2021. The Company confirms that all material assumptions and technical parameters underpinning the Mineral Resources and Ore Reserves continue to apply and have not materially changed. The Company confirms that it is not aware of any new information or data that materially affects the information included in the previous announcements.

Appendix A – Schedule of Tenements as at 30 September 2021

Tenement ID	Status	Interest at beginning of quarter	Interest acquired or disposed	Interest at end of quarter
-------------	--------	----------------------------------	-------------------------------	----------------------------

Côte d'Ivoire

Mining				
Abujar Middle ³ – Mining	Granted during the quarter	88%	-	88%
Exploration				
Abujar North ¹ (Zahibo License)	Granted	15%	-	15%
Abujar Middle ² (Zoukougbeu License)	Granted	90%	-	90%
Abujar South (Issia License)	Granted	100%	-	100%
Bongouanou North	Granted	50%	-	50%
Bongouanou South	Granted	50%	-	50%
Two Boundiali tenements	In application			

1. Tietto has the right to acquire up to a 80% interest in the Abujar North Exploration License.
2. Tietto has 90% share capital of Tiebaya Gold which holds 100% interest of the Abujar Middle Exploration License
3. Tietto has 88% interest in the newly granted mining licence according to its JV agreement with local partners.

Liberia

Dude South	Granted	100%	-	100%
Cestos Project	Granted	100%	-	100%